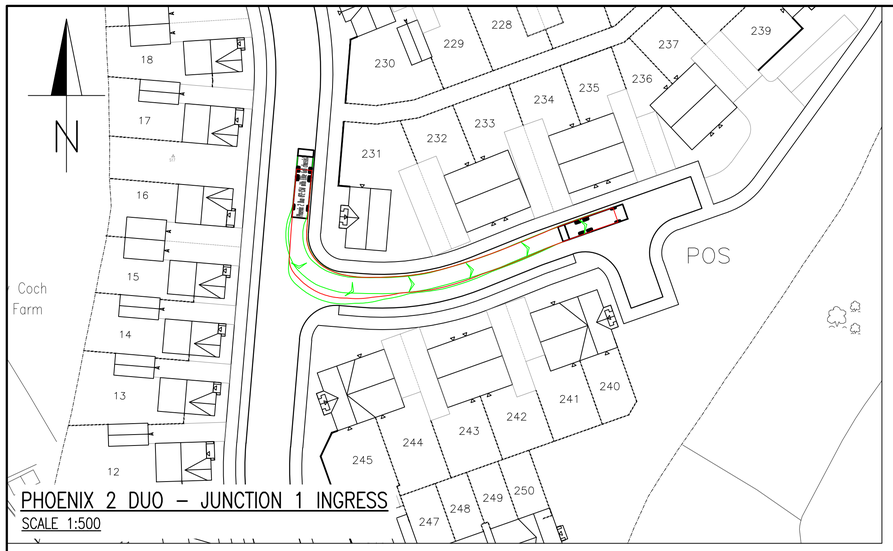

PHOENIX 2 DUO – JUNCTION 1 INGRESS
SCALE 1:500

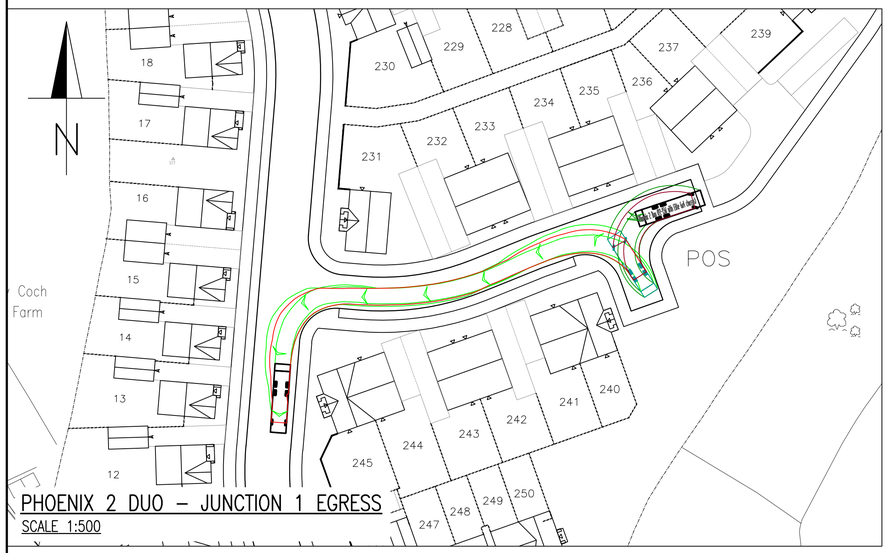

PHOENIX 2 DUO – JUNCTION 1 EGRESS
SCALE 1:500

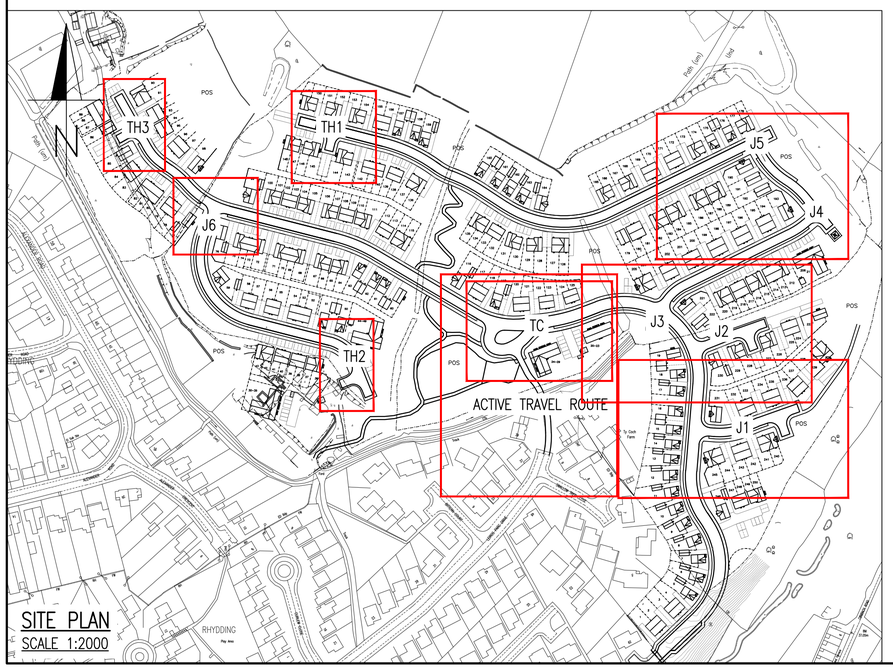

SITE PLAN
SCALE 1:2000

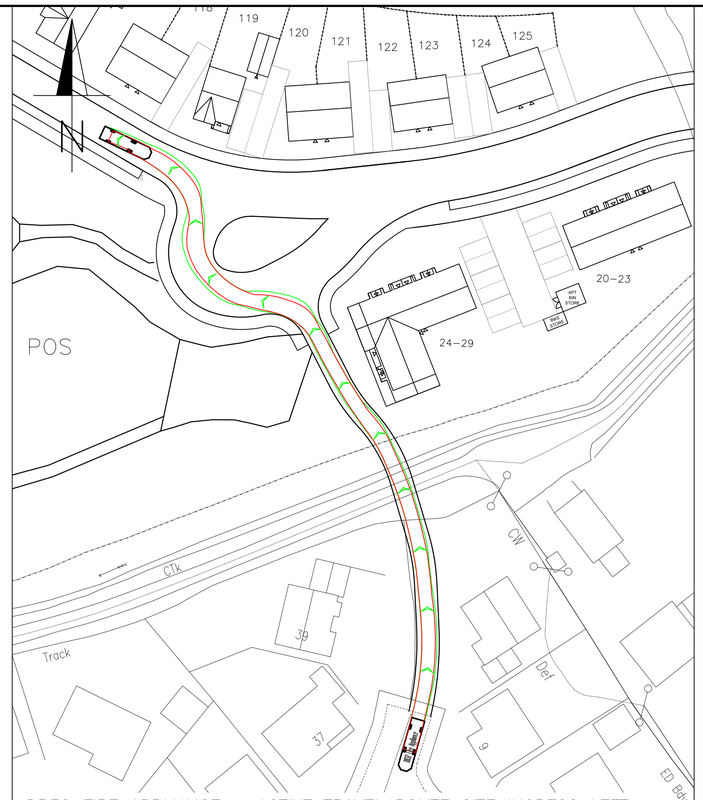

DB32 FIRE APPLIANCE – ACTIVE TRAVEL ROUTE SITE INGRESS LEFT
SCALE 1:500

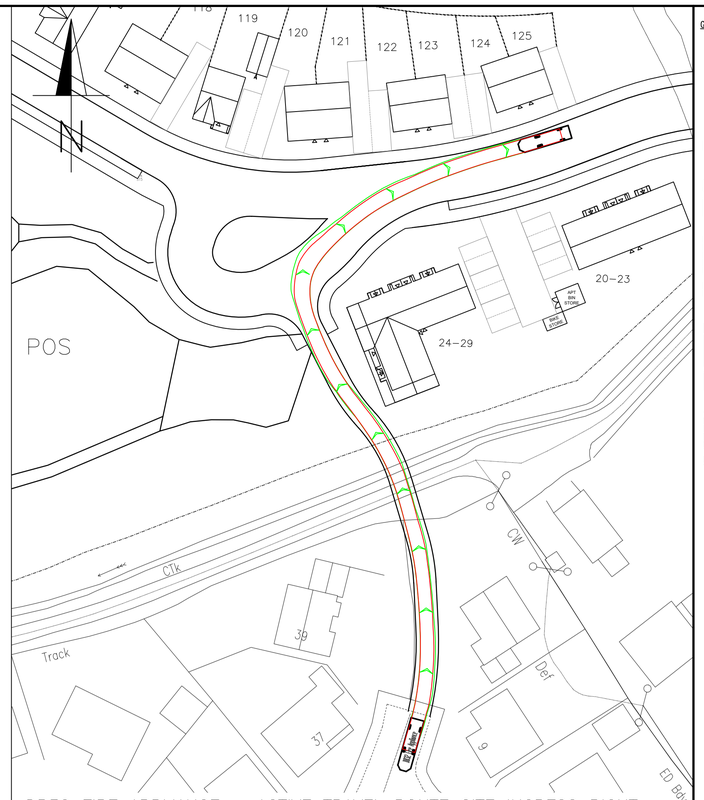

DB32 FIRE APPLIANCE – ACTIVE TRAVEL ROUTE SITE INGRESS RIGHT
SCALE 1:500

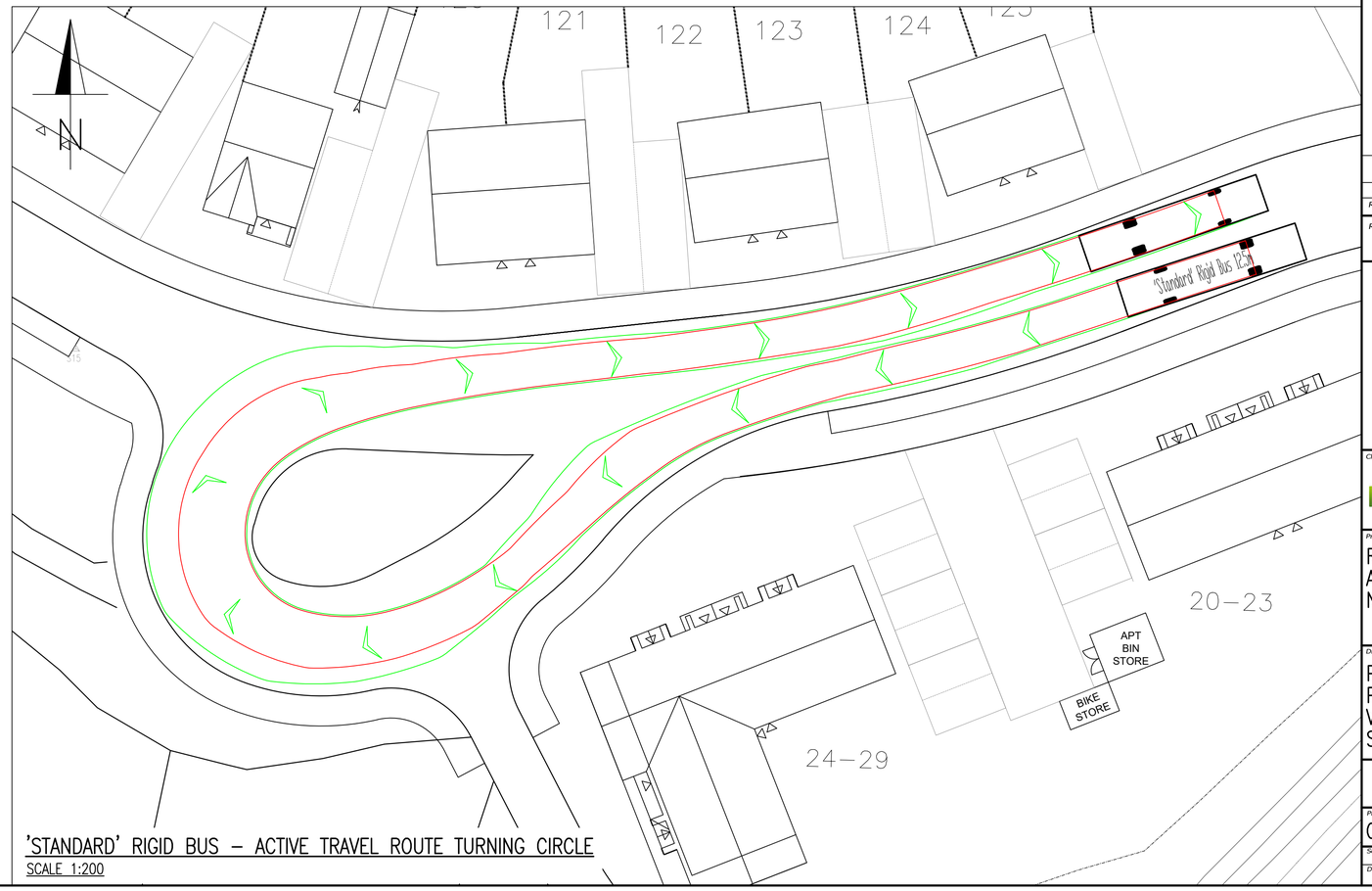

'STANDARD' RIGID BUS – ACTIVE TRAVEL ROUTE TURNING CIRCLE
SCALE 1:200

GENERAL NOTES

1. DO NOT SCALE THIS DRAWING.
2. CONTRACTOR TO CHECK ALL DIMENSIONS AND REPORT ALL ERRORS AND OMISSIONS TO THE ENGINEER.
3. ANY DISCREPANCY TO BE REPORTED IMMEDIATELY TO THE ENGINEER.
4. THIS DRAWING TO BE READ IN CONJUNCTION WITH ALL RELEVANT ARCHITECTS, SUBCONTRACTORS AND SPECIALISTS DRAWINGS AND SPECIFICATIONS.

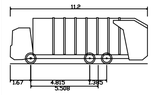

Phoenix 2 Duo (P2-15W with Elite 6x4 chas

Overall Length	11.200m
Overall Width	2.550m
Overall Body Height	3.72m
Min Body Ground Clearance	0.404m
Track Width	2.500m
Lock to lock time	4.00s
Kerb to Kerb Turning Radius	9.500m

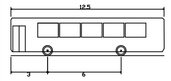

'Standard' Rigid Bus 12.5m

Overall Length	12.500m
Overall Width	2.550m
Overall Body Height	3.959m
Min Body Ground Clearance	0.309m
Track Width	2.550m
Lock to lock time	4.00s
Wall to Wall Turning Radius	10.771m

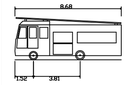

DB32 Fire Appliance

Overall Length	8.680m
Overall Width	2.180m
Overall Body Height	3.455m
Min Body Ground Clearance	0.337m
Max Track Width	2.121m
Lock to lock time	5.00s
Kerb to Kerb Turning Radius	7.918m

Rev.	Detail	By	Date
A	TRACKING AMENDED PER CLIENT COMMENTS	EH	01.07.26

Revisions

Reinforcement schedules nos.

CONSULT
Structural & Civil Engineering Consultants

First Floor
7 St James Crescent
Swansea
SA16DP

Telephone +44 1792 473 182
e-mail admin@cb3consult.co.uk
web www.cb3consult.co.uk

Client
Hale codi

Project
RESIDENTIAL DEVELOPMENT AT LEIROS PARC DRIVE NEATH

Drawing Title
POBL SITE OPTION PROPOSED PLATEAU VEHICLE TRACKING SHEET 1 OF 2

INFORMATION

Project No.	Drawing No.	
C0589	C-SK31	
Scales: AS SHOWN	Date: 08/01/25	Revision: A
Drawn: MK / Checked: BH	Sheet Size: A1	

© This drawing may not be copied without prior written permission