Tree Pit Detail 1 - Tree pit within soft landscape

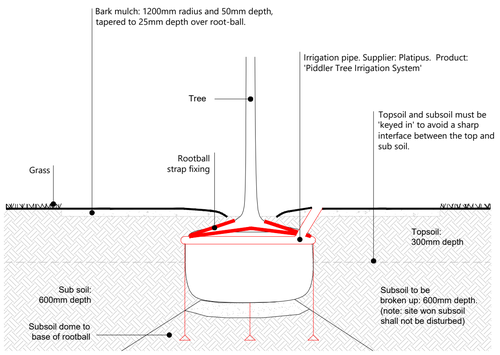

Root-balls of trees shall be set on 100mm depth horticultural grade sharp sand.
Root-balls of Semi-Mature trees shall be set on 400-450mm depth horticultural grade sharp sand.

Tree pit scenario 1: Tree in soft landscape (Scale 1:20)

Specification

Excavation: Any excavations in order to win soil for re-use as part of landscaping must be undertaken in accordance with BS 3882:2015, BS 8601:2013 and the 2009 DEFRA Construction Code of Practice for the Sustainable Use of Soils on Construction Sites.

Trees: excavate a few centimeters shallower than root-ball and twice its width with sloping, scarified sides. Root-balls of trees shall be set on a 150mm depth of horticultural grade sharp sand. Semi-Mature trees shall be set on a 400-450mm depth of horticultural grade sharp sand.

All non-perishable root-ball wrappings and cages to be removed except where root-ball collapse is a concern, in which case cut and peel back to one third root-ball height. Perishable wrappings and cages to be retained only where root-ball soils lack cohesion due to their textural qualities, but are then cut and peeled back to one-third root-ball height once the tree is in position, with the cut and peeled back parts removed. Perishable wrappings and cage constitute single thickness, untreated hessian and non-galvanized, narrow gauge wire. Non-perishable include double wrapped or treated hessian and thick, galvanized wire.

Backfilling: Trees: Backfill to reinstate 300mm over 600mm profile and do not add compost or fertiliser unless soil analysis demonstrates the need. If compost is applied it should be worked in generally to the top 150mm, not back-filled into tree pits. Shrubs: Backfill to reinstate soil profiles provided above and do not add compost or fertiliser unless soil analysis demonstrates the need.

Planting areas: Plant specification to be in accordance with the HTA National Plant Specification. Tree planting to be in accordance with BS 8545:2014 - Trees from nursery to independence in the landscape recommendations.

Tree planting: No tree to be planted that does not conform in full with Table 1, p.21, BS 8545:2014, to be established via nursery inspections prior to and on delivery of trees. The positioning of proposed trees are to avoid underground services. No tree to be substituted by an alternative without formal agreement by the LPA, but prior consultations with nurseries should clearly establish availability.

Root ball shaving (refer to the image): All container trees to be subject to root-ball shaving:

- Shave outer periphery of the root ball a maximum of 2" thick. All roots growing around periphery are removed.
- Shaving to be conducted using a sharp blade or hand saw eliminating no more than needed to remove all roots on the periphery of root ball.
- Shaving can be performed just prior to planting or after placing in the hole.

Soil profiles: Trees planted within shrubs or where trees are planted in grass areas: 300mm imported topsoil over 600mm imported subsoil.

Tree anchoring: Rootball fixing strap system to be provided by Platipus to secure the trees. Supplier: Platipus. Product: Tree Anchoring with Strap. Product Code: RF1s/RF2s (depending on tree size). Ref: www.platipus-anchors.com/applications/tree-and-irrigation/rootball-fixing-system---strap/

Note: Above ground stake supports for trees shall only be used where ground anchoring methods prove ineffective, but shall not be used to support trees with defective root-balls. Staking shall comprise x3 untreated wooden stakes set with two to the SW side and attached low (never more than one-third tree height) using flexible ties such as hessian nature-ties, arbor-tie or rubber straps. Ties shall allow for flexure without abrasion of the stem and all stakes and ties shall be removed before the third growing season.

Root barriers: Root barriers shall be installed (to be provided by GreenBlue Urban. Product: ReRoot 2000) and at a suitable depth to protect buried services. It shall be installed approximately 250mm parallel to the buried services and within 3m of the proposed trees. Proposed trees to be be offset a minimum of 1m from the position of the buried services.

Bark mulch: Provide and spread evenly over all planting areas an organic graded bark flakes or similar approved bark mulch to a depth of 50mm. For trees, and in particular those planted in grass, apply a 50mm depth of much to give $2m^2$ mulching circles, but tapered to 25mm depth over rootballs - mulch to be tapered so that the root flare of tree is clearly visible. Ensure that there is a coverage area of 1200mm radius for trees, measured from the tree stem. Mulching shall be free from toxins, pathogens and other extraneous substances harmful to plant, animal or human life. Ensure that all weeds have been cleared and that the soil have been watered thoroughly prior to mulching.

Maintenance: All landscape areas to be maintained in accordance with B.S. 7370 Part 3:1991 and Part 4:1993; including weed control, and adjustment to tree stakes and ties. Refer to the below.

General notes: Substitutions, if made, should be similar in size, form and water demand.

SQUIRREL WOOD

Former Briton Ferry Health Centre

Tree Pit Details

L.400

Tree Pit Detail 2 - Typical Tree pit within SuDS areas

Please refer to the drainage engineer's specifications for details of SuDS features.

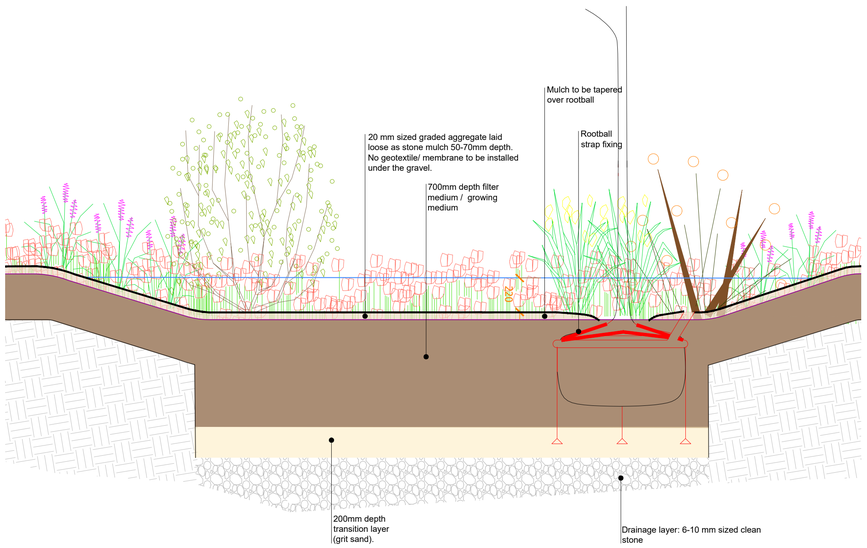

Tree pit scenario 2: SuDS (Scale 1:20)

Root ball shaving

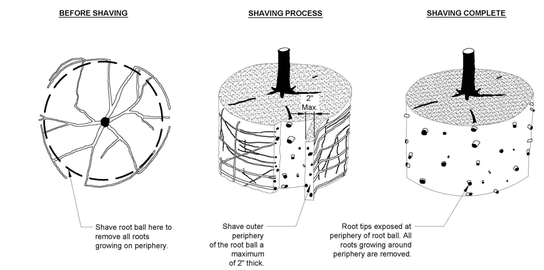

Notes:
1- Shaving to be conducted using a sharp blade or hand saw eliminating no more than needed to remove all roots on the periphery of root ball.

2- Shaving can be performed just prior to planting or after placing in the hole.

URBAN TREE FOUNDATION© 2014
OPEN SOURCE| FREE TO USE

TC25326_Landscape_Plans_v4.dwg 22 January 2026

tir collective LANDSCAPE ARCHITECTS
Floor 7, Brunel House, 2 Fitzalan Road, Cardiff, CF24 0EB
© Tir Collective Limited 2026. Registered Company No. 13489264