NEATH PORT TALBOT COUNTY BOROUGH COUNCIL
CYNGOR BWRDEISTREF SIROL CASTELL-NEDD PORT TALBOT

TOWN AND COUNTRY PLANNING ACT 1990: SECTION 192 (as amended by section 10 of the Planning and Compensation Act 1991)

THE TOWN AND COUNTRY PLANNING (DEVELOPMENT MANAGEMENT PROCEDURE) (WALES) ORDER 2012

CERTIFICATE OF LAWFUL USE OR DEVELOPMENT (PROPOSED)

Reference No.:	**P2025/0797**
Address or Location:	**53 Neath Road Tonna Neath Port Talbot SA11 3DQ**

The Neath Port Talbot County Borough Council hereby certify that on 28th November 2025 the matter described in the Schedule to this certificate in respect of the above-specified land, edged red on the plan attached to this certificate, would have been lawful within the meaning of section 192 of the Town and Country Planning Act 1990 (as amended), for the following reason(s):

1 By virtue of the fact that the proposed development meets all of the above criteria, it is 'Permitted Development' under Schedule 2, Part 1, Class A of the Town and Country Planning (General Permitted Development) Order 1995 (as amended). As such, does not require the benefit of planning permission.

Schedule: Single-storey side extension to an existing ground floor side extension (Certificate of Lawful Use Proposed)

Signed:
Ceri Morris – Head of Planning & Public Protection

Date: 8 January 2026

Notes

(1) This certificate is issued solely for the purpose of section 192 of the Town and Country Planning Act 1990 (as amended).

(2) It certifies that the matter specified in the schedule taking place on the land on the plan attached to the certificate would have been lawful, on the specified date and, thus, would not have been liable to enforcement action under section 172 of the 1990 Act on that date.

(3) This certificate applies only to the extent of the matter described in the schedule and to the land identified on the attached plan. Any matter which is materially different from that described or which relates to other land may render the owner or occupier liable to enforcement action.

(4) The effect of the certificate under section 192 of the 1990 Act (certificate of lawfulness of proposed use or development) is also qualified by the proviso in section 192(4) of that Act, which states that the lawfulness of a described use or operation is only conclusively presumed where there has been no material change, before the use is instituted or the operations begun, in any of the matters relevant to determining such lawfulness.

IMPORTANT:

(1) Please note that for all decisions issued after 16th March 2016 for outline or full planning permission, a revised decision notice will be issued whenever a subsequent consent is given, for example providing details of any Reserved Matters approvals (outline applications only) and/or approval of conditions (including on Reserved Matters). This will ensure that the current status of the conditions applied to a consent is clear. Accordingly you are advised to visit www.npt.gov.uk/planning to view the application documentation to see if this is the current version, or whether it has been superseded by a more up-to-date revision of this Decision Notice. For Reserved Matters approvals the revised Decision Notice will only be shown under the Outline approval.

(2) Please note that this consent is specific to the plans and particulars approved as part of the application. Any departure from the approved plans will constitute unauthorised development and may be liable to enforcement action. You (or any subsequent developer) should advise the Council of any actual or proposed variations from the approved plans immediately so that you can be advised how to best resolve the matter.

(3) In addition, any conditions that the Council has imposed on this consent will be listed above and should be read carefully. It is your (or any subsequent developers) responsibility to ensure that the terms of all conditions are met in full at the appropriate time (as outlined in the specific condition). Please note that any works carried out without compliance with the conditions attached to this approval will be entirely at the risk of the persons involved and may result in formal action being taken by the Local Planning Authority.

(4) The developer should have regard to Sections 4, 7, 8 and 8A of the Chronically Sick and Disabled Persons Act 1970 and to the British Standards Institution's Code of Practice for "Design of buildings and their approaches to meet the needs of disabled people" (BS 8300:2009+A1:2010).

(5) From 1st October 2012 it has been an offence to install a public sewer or lateral drain without having an adoption agreement in place. From the 1st October 2012 the vast majority of all existing private sewers and lateral drains which link with the public sewer network were transferred to Welsh Water. For further details on how this will affect your development please contact: Welsh Water Developer Services, PO Box 3146, Cardiff, CF30 0EH. Telephone No. 0800 9172652 or email: developer.services@dwrcymru.com.

(6) Welsh Water Dwr Cymru advise that the planning permission herby granted does not extend any rights to carry out any works to the public sewerage or water supply systems without first having obtained the necessary permissions required by the Water Industry Act 1991.

Please note, in accordance with Construction and Design Management (CDM) Regulations, it is the applicant's responsibility to ensure that any proposed works within their curtilage do not conflict with any underground services and is recommended they review their land registry title deeds for any legal covenants. For Sewers or Watermains that may be present and affected by your proposals, you are advised to contact Dwr Cymru Welsh Water who will be able to explain whether your proposed works will be acceptable as well as any consent required. Prior to commencing works, it is also recommend the applicant review the information and guidance on Building Over Sewers

available on Welsh Water's website at
https://developers.dwrcymru.com/en/applications/planning/build-over-or-near-to-sewers

The applicant is also advised that some public sewers and lateral drains may not be recorded on Welsh Water maps of public sewers because they were originally privately owned and were transferred into public ownership by nature of the Water Industry (Schemes for Adoption of Private Sewers) Regulations 2011. The presence of such assets may affect the proposal. In order to assist us in dealing with the proposal the applicant may contact Dwr Cymru Welsh Water to establish the location and status of the apparatus. Under the Water Industry Act 1991 Dwr Cymru Welsh Water has rights of access to its apparatus at all times.

(7) Please be informed that your application may require approval from the SuDS Approving Body (SAB). The SAB consent may be necessary to ensure that your development proposals complies with the statutory requirements, relevant regulations, and standards under schedule 3 of the Flood and Water Management Act 2010. Please contact our Website: www.npt.gov.uk/SAB, Email: SAB-HDC@npt.gov.uk or Tel: 01639 686850

IMPORTANT INFORMATION: TOWN AND COUNTRY PLANNING ACT 1990

The applicant's attention is drawn to the notes below.

(1) If the applicant is aggrieved by the decision of the Local Planning Authority to refuse permission for the proposed development or to grant it subject to conditions, then you can appeal to the Welsh Government under Section 78 of the Town and Country Planning Act 1990 (as amended).

(2) You can also appeal to the Welsh Government against a decision to refuse permission or grant subject to conditions in respect of applications made for :- Listed Building or Conservation Area Consent; Consent under a Tree Preservation Order; Advertisement Consent.

(3) You can also appeal If your application for a Certificate of Lawful Existing Use or Lawful Proposed Use is partly or wholly refused or is granted differently from what you asked for (under Section 195/196) of the Town and Country Planning Act 1990 (as amended).

(4) If you are aggrieved of the LPAs decision, the following deadlines apply for appeals to be submitted to the Welsh Government (from the date of the Council's decision):-

(1) Planning Permission (with the exception of Minor Commercial and Householder applications – see below)	Within 6 Months
(2) Householder Appeal see endnote i	Within 12 weeks
(3) Minor Commercial Appeal see endnote i	Within 12 weeks
(4) Listed Building or Conservation Area Consent appeals	Within 6 months
(5) Tree Preservation Order (TPO) Consent	Within 28 days
(6) Advertisement Consent	Within 8 weeks
(7) Certificate of Lawfulness of Existing (Section 191) or Proposed (Section 192) Use or Development	Within 6 months
(8) Hazardous Substances Consent	Within 6 months

(5) Appeals must be made on a form which is obtainable from the Planning & Environment Decisions Wales, Crown Buildings, Cathays Park, Cardiff, CF10 3NQ – Tel 0300 060 4400, or online at **https://planningcasework.service.gov.wales/.**

(6) The Welsh Government has power to allow a longer period for the giving of notice of appeal but they will not normally be prepared to exercise this power unless there are special circumstances which excuse the delay in giving notice of appeal.

(7) The Welsh Government is not required to entertain an appeal if it appears to them that permission for the proposed development could not have been granted having regard to the statutory requirements to the provisions of the development order, and to any directions given under the Order. They do not in practice refuse to entertain appeals solely because the decision of the Local Planning Authority was based on a direction given by them.

(8) If permission to develop land is refused or granted subject to conditions, whether by the Local Planning Authority or by the Welsh Government, and the owner of the land claims that the land has become incapable of reasonable beneficial use in its existing state and cannot be rendered capable of reasonable beneficial use by the carrying out of any development which has been or would be permitted, he may serve on the County Borough Council, in which the land is situated, as the case may be, a **purchase notice** requiring that Council purchase his interest in the land in

accordance with the provisions of Part VI of the Town and Country Planning Act 1990.

Making an Appeal

(9) Please note that for all applications received by the LPA after 5th May 2017, it is now a requirement that any appeal made to the Planning Inspectorate (other than Householder and Minor Commercial Appeals, and appeals against refusal to grant advertisement consent) must be accompanied by all the information and evidence you intend to rely upon (**a "full statement of case"**). You must also send a copy of the notice of appeal and full statement of case to the LPA.

(10) In addition, for 'planning appeals' an amendment to an application following notice of appeal may only be made to correct an error.

(11) Additional details and information on making an appeal to the Welsh Government is available from the Planning Inspectorate at the above address and website. The relevant documents are entitled "making your planning appeal" and "planning appeals Public Local Inquiries".

(12) Further correspondence regarding this application should bear the reference number quoted on the top of the decision notice.

THIS NOTICE RELATES ONLY TO A PLANNING DECISION AND DOES NOT RELATE TO OTHER LEGISLATION INCLUDING ANY LEGISLATION UNDER:

- BUILDING REGULATIONS – Please contact buildingcontrol@npt.gov.uk or 01639 686820 to discuss all aspects of the service that is offered by Building Control
- HIGHWAY LEGISLATION

IF PLANNING CONSENT HAS BEEN GRANTED IT IS ADVISABLE TO ESTABLISH WHETHER ANY OTHER FORM OF CONSENT IS REQUIRED AND TO OBTAIN SUCH CONSENT BEFORE COMMENCING DEVELOPMENT

---

[i] Please see the Town and Country Planning (Referred Applications and Appeals Procedure) (Wales) Regulations 2017 for appeal procedures and for full definitions of:

- *"householder application"* (essentially an application for the enlargement, improvement or other alteration of a dwellinghouse, or development within the curtilage of such a dwellinghouse, or change of use to enlarge the curtilage of a dwelling house)
- *"householder appeal"* means an appeal in relation to a householder application, but excludes an appeal against conditions on the grant of planning permission; or an appeal which is accompanied by an enforcement or listed building consent appeal.
- *"minor commercial application"* (essentially relates to existing buildings of no more than 250 square metres gross external floor space at ground floor level, currently in use for any of the purposes set out in Schedule 1A to The Town and Country Planning (Development Management Procedure) (Wales) (Amendment) Order 2015 which is an application for change of use from Class A1 to A2 or A3; or Class A2 to A3); or the carrying out of building or other operations to a shop front.

- *“minor commercial appeal”* means an appeal in relation to a minor commercial application but excludes an appeal against conditions on the grant of planning permission; or an appeal which is accompanied by an enforcement or listed building consent appeal.

existing front elevation se

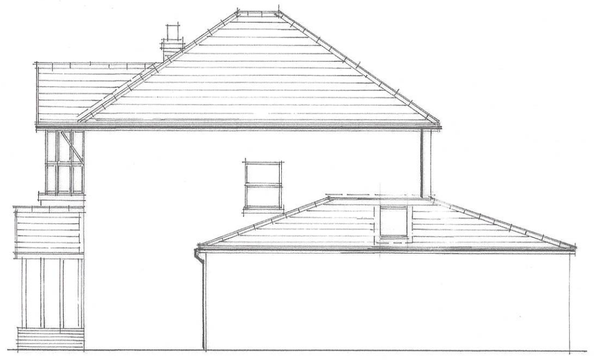

existing side elevation ne

proposed front elevation se

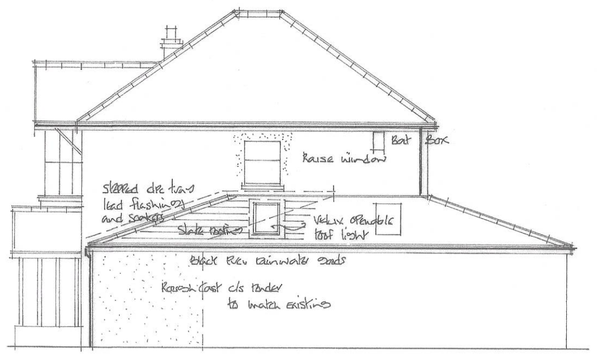

proposed side elevation ne

WINDOWS
White Rev framed double glazed units with trickle vent systems 8000mm²
Where serving habitable rooms 4000mm 2 elsewhere
Use low e glass with Argon air gap
Where glazing in windows is less than 800mm above adjoining finished floor level 1.5m in doors use toughened safety glass to BS6206

BRIEF ELECTRICS
All new electrical works are to be carried out under the Competent Persons scheme.
Supply and fix ceiling mounted mains operated mechanical extract fan to utilities complete c/w timer switch 30 lit/sec output
Locate light switches and power points in an order between 450mm above and 1.200m above finished floor level
All new lighting circuits are to be capable of running two energy saving lamps only.

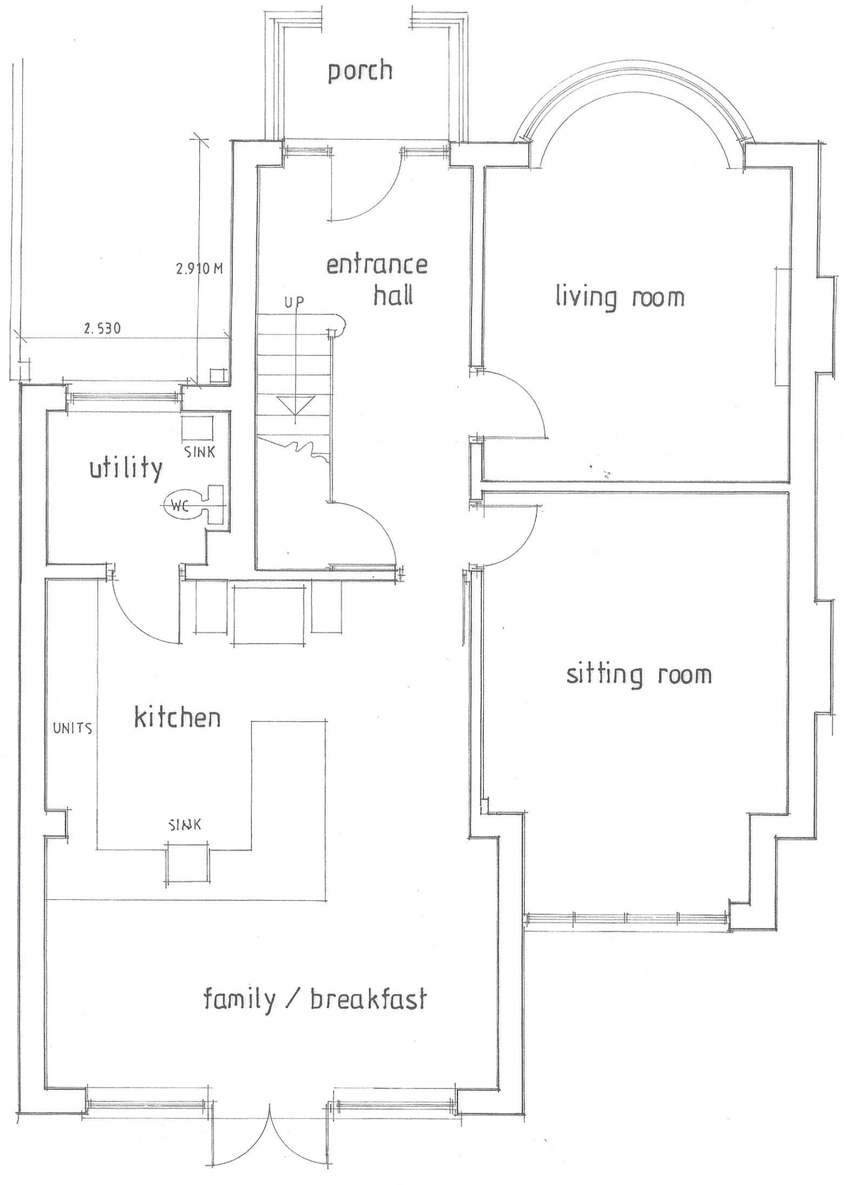

EXISTING GROUND FLOOR PLAN 1:50m

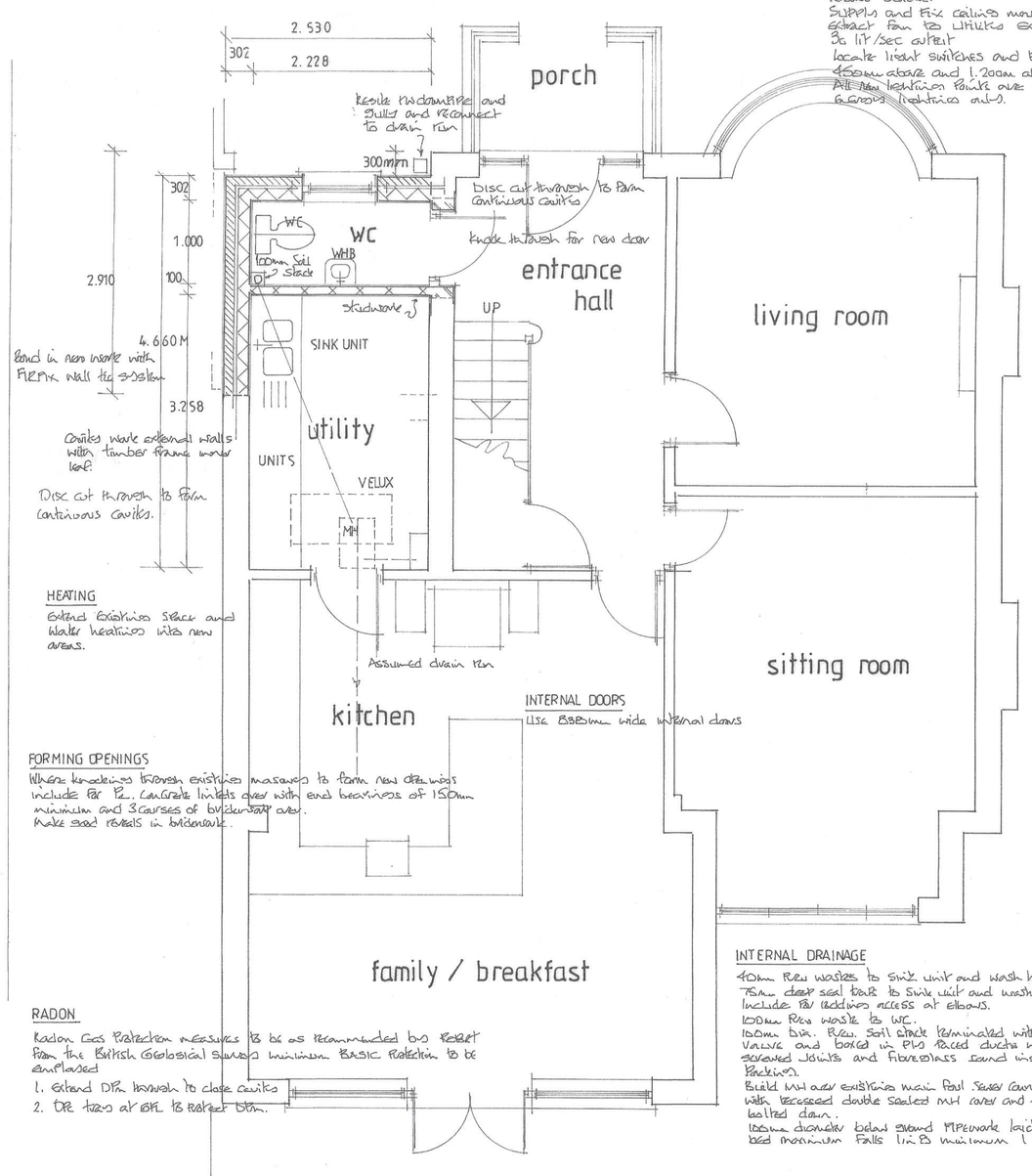

PROPOSED GROUND FLOOR PLAN 1:50 m

HEATING
Extend existing space and water heating into new areas.

FORMING OPENINGS
Where knocking through existing masonry to form new openings include for R.C. concrete lintels over with end bearings of 150mm minimum and 3 courses of brickwork over.
Make good reveals in brickwork.

INTERNAL DOORS
Use 838mm wide internal doors

RADON
Radon Gas Protection measures to be as recommended by Report from the British Geological Survey minimum BASIC Protection to be employed
1. Extend DPC membrane to close cavities
2. DPC trays at DPL to replace blm.

INTERNAL DRAINAGE
40mm Rev wastes to sink unit and wash hand basins
75mm deep seal trap to sink unit and wash hand basins
Include for flushing access at elbows.
100mm Rev waste to WC.
100mm dia. Rev. Soil stack terminated with Diaflo Vent and boxed in PVC fixed ducts with
Screwed joints and Rockwool sound insulation
Packing.
Build new over existing main foul sewer connection Pipe with screwed double sealed mit cover and frame bolted down.
100mm diameter bend stand pipework laid on gradients less maximum falls 1in 8 minimum 1 in 40.

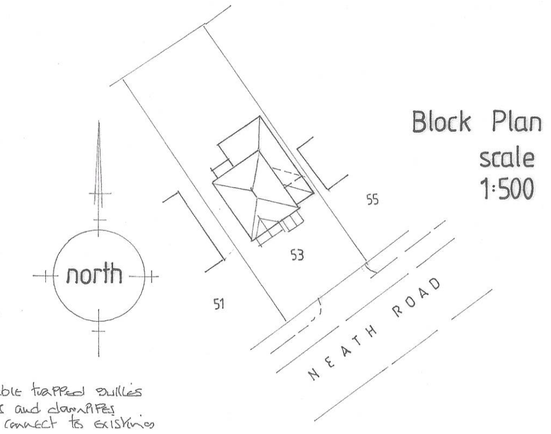

Block Plan
scale
1:500

EXTERNAL DRAINAGE
Use back inlet trap addable trapped gullies
Black Rev rainwater outlet and downpipes
Where resiting downpipes connect to existing system.
100mm dia below ground Rev pipework laid on gradients less max. falls 1in 8 minimum 1 in 40

BUILDING CONTROL
On receipt of the following copies are to be deposited with Building Control
1. trussed rafter calculations and details.
2.

BIODIVERSITY
Supply and fix to north east elevation under eaves two service Bat Box ecosystems model self cleaning 430mm high 215mm wide by 150mm deep

ROOF
Slate roofing to match existing laid to manufacturers specification on treated graded softwood battens on Tyvek breathable membrane on vented trussed rafter system by Marley Eternit or similar to include all necessary bracing kickers etc. to gaining fillets with BS5268 Part 3.

ROOF VENTILATION
Ventilate roof space by using Tyvek breathable membrane as underlay supplemented with continuous vents to soffits. Minimum 50mm air gap.

ROOF INSULATION
75mm Rockwool insulation batts fixed between rafters with a further 75mm Rockwool fixed across face.

STRAPS
Secure roof and walls with m.s. anchors 30x5mm in cross section. include for noggins and 3 No° tusses at gables.

CEILINGS
12.5mm foil backed plasterboard ceilings with 4mm plaster skim.

LANDING WINDOW
Remove window sills for re use
Knock through for new openings.
Include for new galvanised steel lintels over at 2.050m above FFL include for DPC trays dressed over and minimum end bearings of 150mm
Build up wall in dense concrete blockwork.

ROOFLIGHT
Velux obtrusive rooflight set in manufacturers fitting unit

ABUTMENTS
Slotted DPC trays lead flashings and soakers at abutments.

LINTEL
Galvanised steel lintel over front window with end bearings of 150mm min. DPC trays dressed over.

PART SECTION AS PROPOSED 1:50m

Precast concrete Lintels with end bearings of 150mm

EXTERNAL WALLS
Cavity wall external walls with 140mm timber frame internally 50mm clear cavity 100mm dense concrete blockwork externally.

WALL TIES
Simpsons Stainless steel wall ties at 575mm centres 300 at jambs. Stainless steel

DPC
Hot-applied damp proof course.

GROUND FLOOR
50mm thick sand and cement screed on 100mm thick salt concrete floor slab on 200mm thick celotex insulation batts on 1200 gauge heavy duty polythene membrane on 50mm thick sand blinding on 150mm well compacted clean hardcore.

FOUNDATION WALLS
Cavity wall foundation walls with 150mm dense concrete blockwork inner leaf 50mm cavity 100mm dense concrete outer leaf.
Backfill cavity up to blm with lean-mix concrete.

FOUNDATIONS
650mm wide by 150mm deep 1:3:6 mix traditional cast concrete foundations.

NOTE
Final foundation/slab design to be determined by inspection of excavations by approved Bcontrol.

NOTES:

All dimensions must be checked on site and not scaled from this drawing.

This plan has been prepared for Planning and /or Building Regulation purposes only.

Some forms of building works may require action by the owners under The Party Wall Act 1996. The adjoining owners are to be informed of the proposals at least one month before commencement of works and their written approvals obtained.

north

Location Plan
scale 1:1250

A		
	Date	Revisions

© copyright

D. Vivian Jones AssocRICS
Building Design Services

114, Brecon Road,
HIRWAUN,
Rhondda Cynon Taff,
CF44 9NS

Tel. 01685 812069
Mobile 07702 380869
Email: vivjonesdesign@yahoo.co.uk

Client
Mr Kevin Joseph

Job Title
Proposed Single Storey Extension to Side

Drawing Title
53, Neath Road,
Tonna.
NEATH.
SA11 3DQ.

Scale 1:50m 1:100m 1:500 1:1250

Date 06.11. 2025 | Drawn by

Drg. No. 3056 R | Rev.

DS 342

594 x 841mm A1