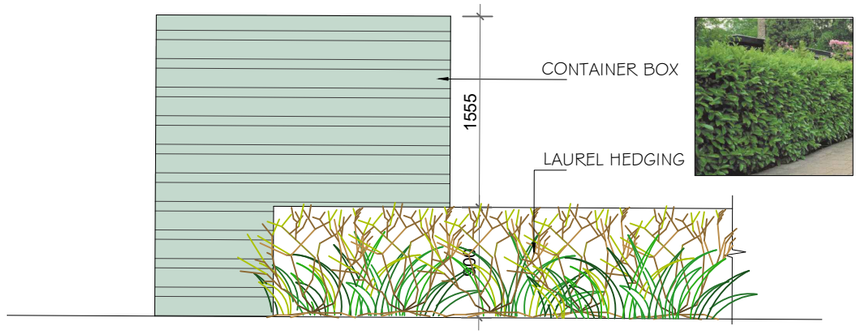

PROPOSED ELEVATION A
SCALE : 1:50

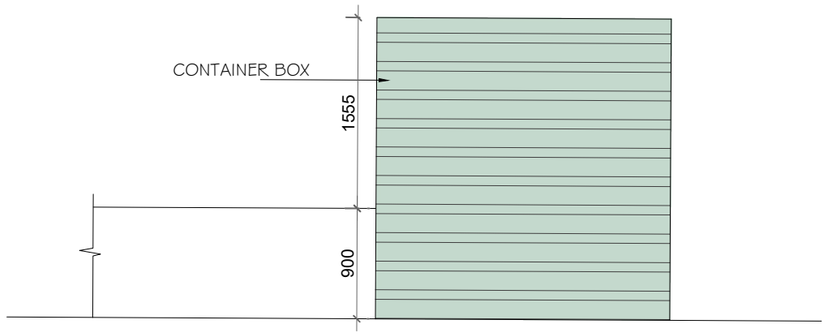

PROPOSED ELEVATION C
SCALE : 1:50



PROPOSED ELEVATION B
SCALE : 1:50

THIS DRAWING TO BE PRINTED IN COLOUR ONLY PRINT ON A3 SHEET SIZE ,
ONLY SCALE FOR THE PURPOSES OF PLANNING

All structural elements (such as beams, lintels, joists, rafters, columns, walls, foundations and etc.) shown on drawings are only indicative, they are subjected to further structural engineer's consideration.

GENERAL NOTES:

1. Ensure that all working drawings and calculations are approved by Building Control or Planning Departments & that they are the current revised drawings before any works start on site.
2. Inform the Building control department that the works are about to commence on site after receiving an approved decision from planning / building control in writing for your proposed works.
3. Verify boundary lines & ground conditions including checking positions and new connections of all gas, electrical, water & other services drainage etc. within the site prior to the commencement of excavations.

Legend

Container Box

Client
HUW PRICE

Project
UNIT 14, SEAWAY PARADE INDUSTRIAL ESTATE, BAGLAN, PORT TALBOT, SA12 7BR

Job Title
PROPOSED GARDEN WALL, CAR PARKING AREA CONVERSION, AND SHIPPING CONTAINER STORAGE

Drawing Title
PROPOSED ELEVATIONS

Date	Drawing No.
AUG. 2025	RDK/SS/25143/DWG-04/R2

Revision: R2
Date: 22 OCT 2025

Suitability

Ref Archt. Dwg.

Designer :
RDK CIVIL ENGINEERING LIMITED
1, Fernhill Court, Almondsbury, BS32 4LX
30, Chiltern Road, SM2 5RD

1:50 Scale 1:50
1m 0 1m 2m

1:100 Scale 1:100
2m 0 2m 4m