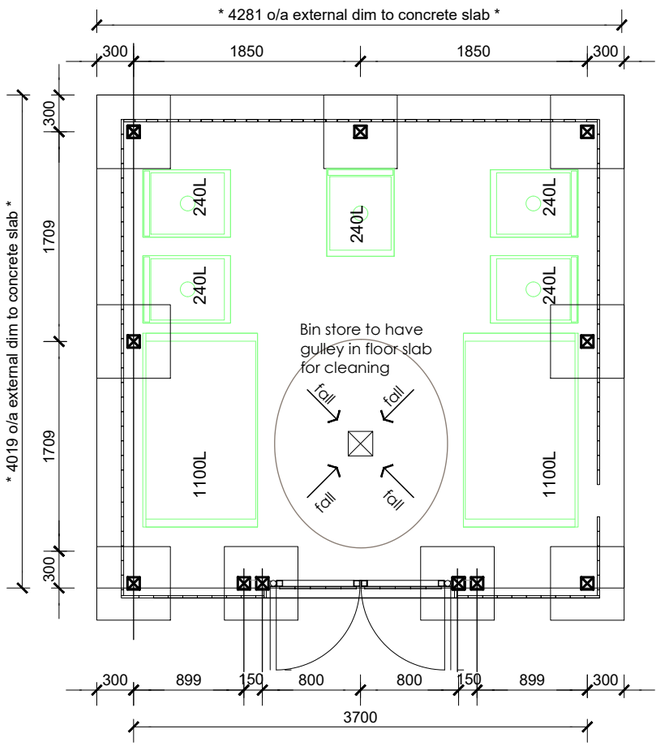

Plan Layout

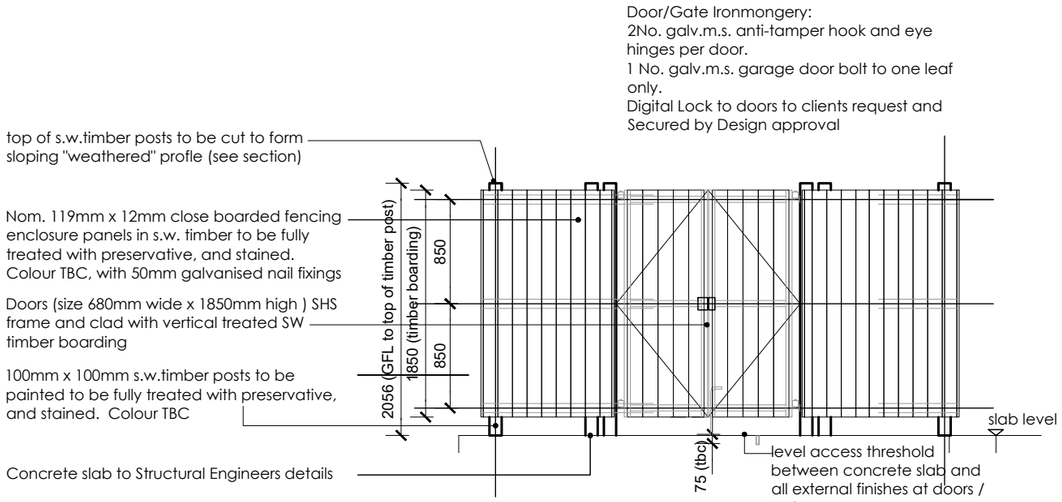

Front Elevation Scale 1:50 @ A3

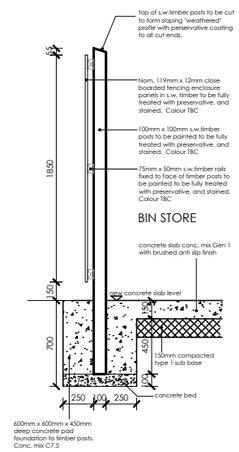

Typical Section Scale 1:20 @ A3

NOTE:
All timbers are to be pressure impregnated with approved preservative.
All cut ends to be preservative treated prior to fixing.
Timber quality to be as noted in BS 1722. part 5.

BIN STORE -
All containers must be accessible to disabled people, particularly wheelchair users, and sited on a hard, level surface. To ensure easy access, the containers must not be stacked.

The Local Authority is responsible for regular collection of waste from the dwelling. This includes the collection of residual waste (waste not intended for recycling or composting) and in many cases recyclable household waste.

Access routes should be direct, free from obstructions and raised thresholds, have a suitable surface (as defined in Approved Document M, section 6.9), and allow easy manoeuvring of a wheelchair. If provision of a raised threshold is unavoidable, it should not be at a height of greater than 15mm, with adequate and timely warning that there is a change in level. Where changes in level are unavoidable, suitable ramps should be specified (as defined in Approved Document M, section 6.15).

A turning circle of at least 1500mm diameter, or an elliptical zone of 1400x1700mm, should be provided to allow a wheelchair user to turn and return in the opposite direction.

Heights to the centre of handles, locks and door controls need to be in accordance with the requirements set out in British Standard 8300 (British Standards, 2001).

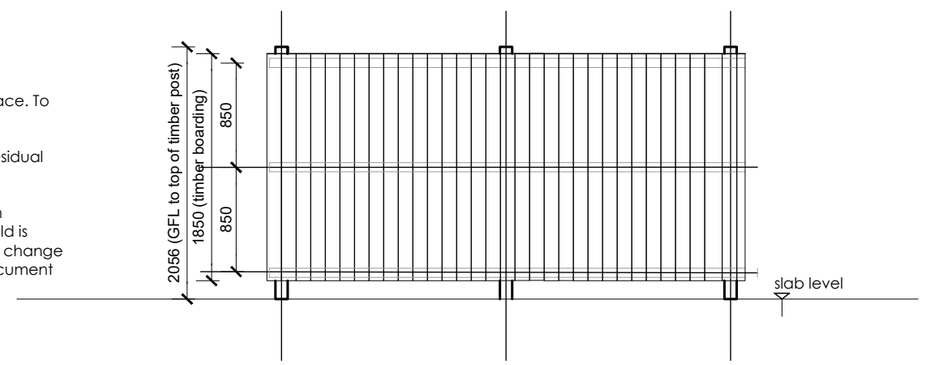

Side Elevation(s) Scale 1:50 @ A3

A3
Original sheet size

Note: This Drawing is copyright, its use or reproduction is subject to permission from Spring Design Consultancy Limited. All rights are reserved until invoices are paid in full. Contact SDC regarding terms & conditions. Check printed scale, responsibility is not accepted for reproduction of digital media or measuring from this document. Only figured dimensions to be used for construction. No responsibility will be taken for any design used for construction prior to receipt of relevant approvals. Report doubts/discrepancies to project Architect.

Rev	Date	By	CHK	Description

Client:	Project:	Drawing Title:
Tai Tarian	Tudor Inn Cimla	Bin Store Plans & Elevations

Drawing Status:	Date:	Drawn By:	Checked:	Director:	Scale:	Job No:	Drawing No.	Rev.
TECHNICAL DESIGN	July 25	cc			1:50 @ A3	2617	00(04)300	-

spring design
Unit 2 Chapel Barns | Merthyr Mawr | Bridgend | CF32 0LS
t: 01656 656267 e:mail@spring-consultancy.co.uk