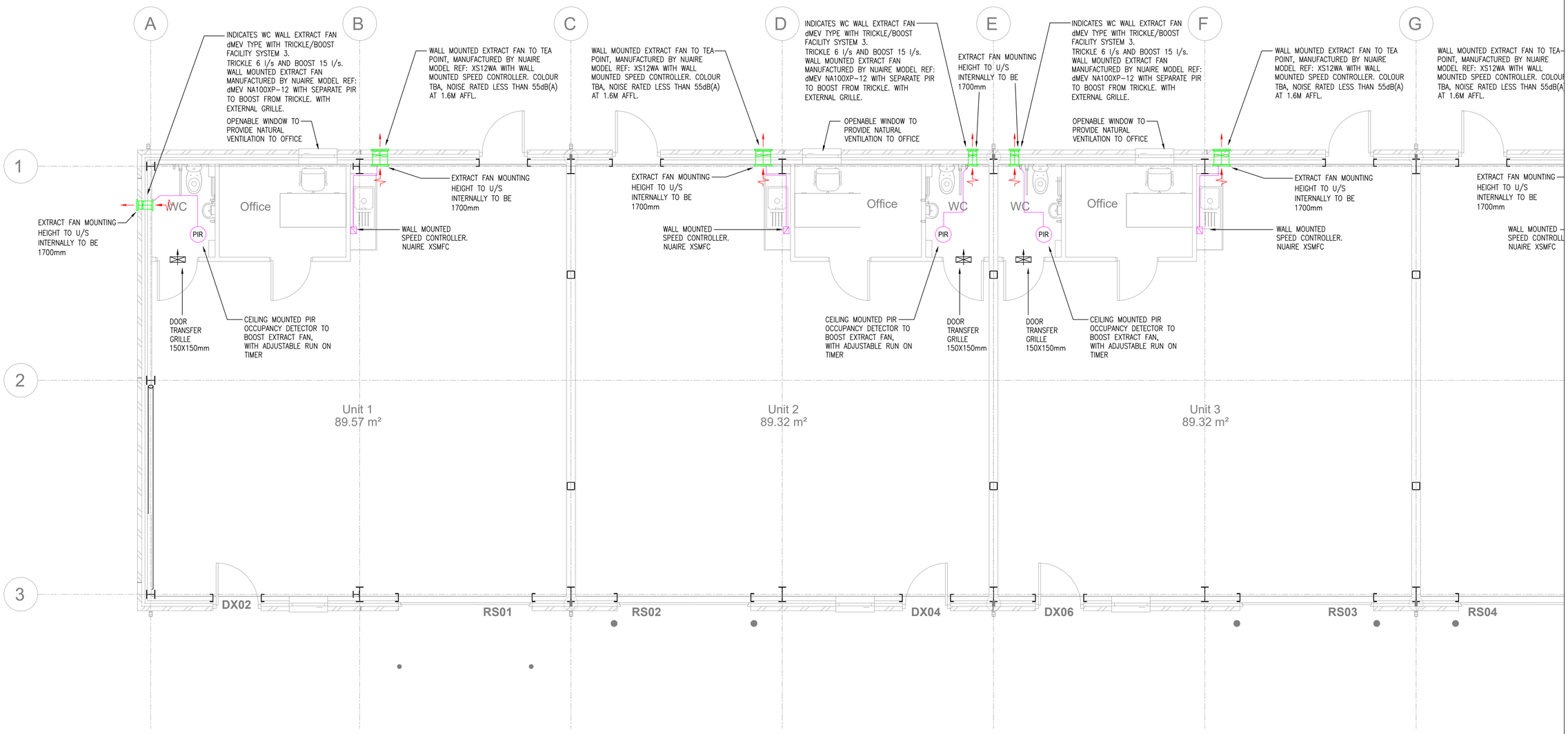

Proposed Ventilation Services Layout

DIMENSIONS (MM) & UNIT WEIGHT

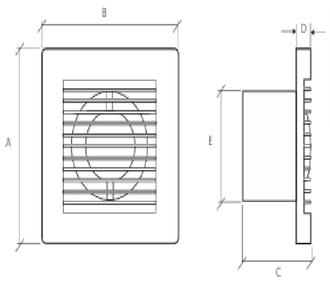

Unit	A	B	C	D	E dia.	Weight (Kg)
NA100	160	160	81	17	97	0.5
NA150	200	200	119	22	149	1.5

Proposed WC Extract Fan Dims - NA-100

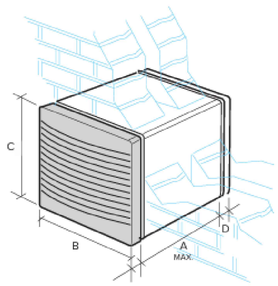

XSWA WALL MOUNTED FAN

DIMENSIONS (mm) AND WEIGHT (Kg)

MODEL	A	B	C	D	WEIGHT
XS6WA	370	269	269	31	4.7
XS9WA	370	342	342	35	6.45
XS12WA	370	420	420	46	9.4

Proposed Tea Point Fan Detail - XS12WA

GENERAL NOTES:

1. THIS DRAWING TO BE READ IN CONJUNCTION WITH THE MECHANICAL SPECIFICATION/DRAWINGS & ALL OTHER RELEVANT ENGINEERING & ARCHITECTURAL DRAWINGS.

ASL 19-03-2025

Rev	BY	Description	Date
A	MRT	STAGE 4 ISSUE	07-08-24
B	MRT	CONSTRUCTION ISSUE	19-03-25

Hicks Titley Partnership
M&E Consulting Engineers
First Floor Offices
Moy Road Business Centre
Moy Road, Taffs Well
Cardiff CF15 7QR
02920 660 269

Stage CONSTRUCTION

Scale 1:50@A1

Design MRT	Signed M. TITLEY	Date 08/08/2024
Drawn MRT	Signed M. TITLEY	Date 08/08/2024
Approval PMH	Signed P. HICKS	Date 08/08/2024

Drawing Title:
Proposed Ventilation Services Layout Sheet 1 of 2

Project Title:
NPT New Industrial Units
SEVEN SISTERS

DRAWING NO.
ISU-HTP3332-SS-00-DR-M901
rev B