Superseded

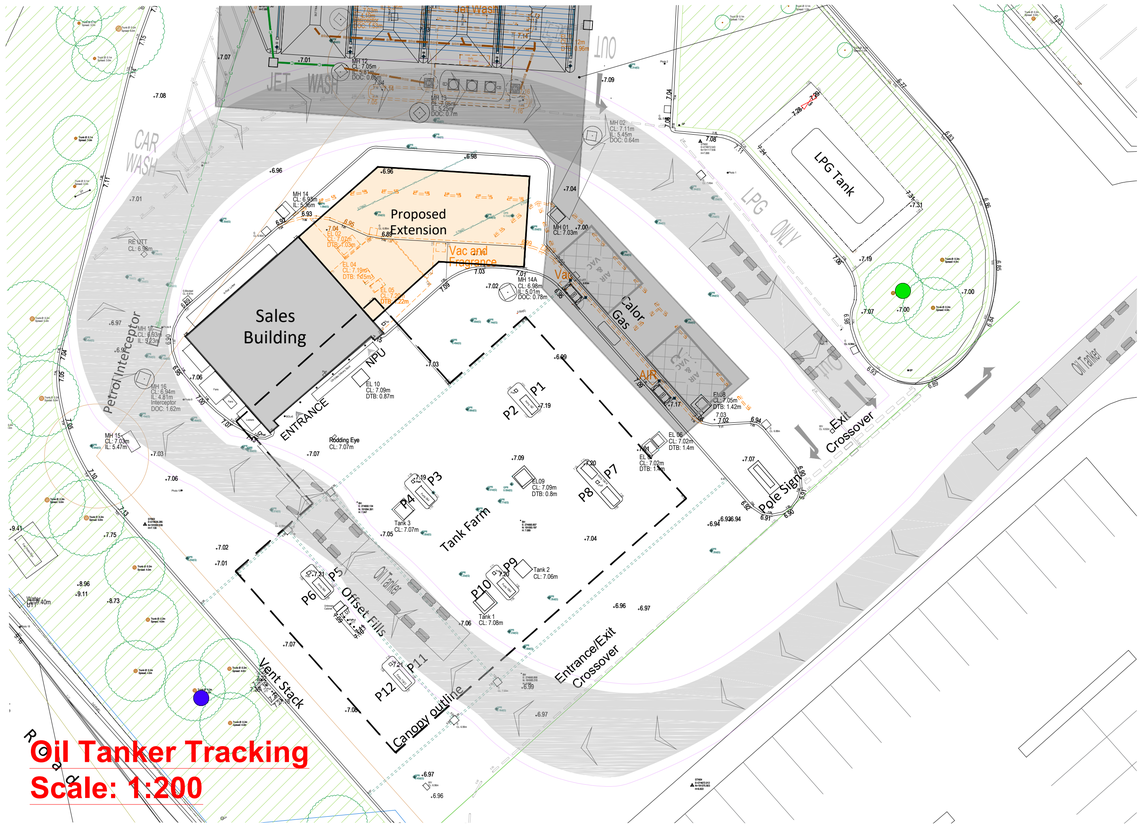

Oil Tanker Tracking
Scale: 1:200

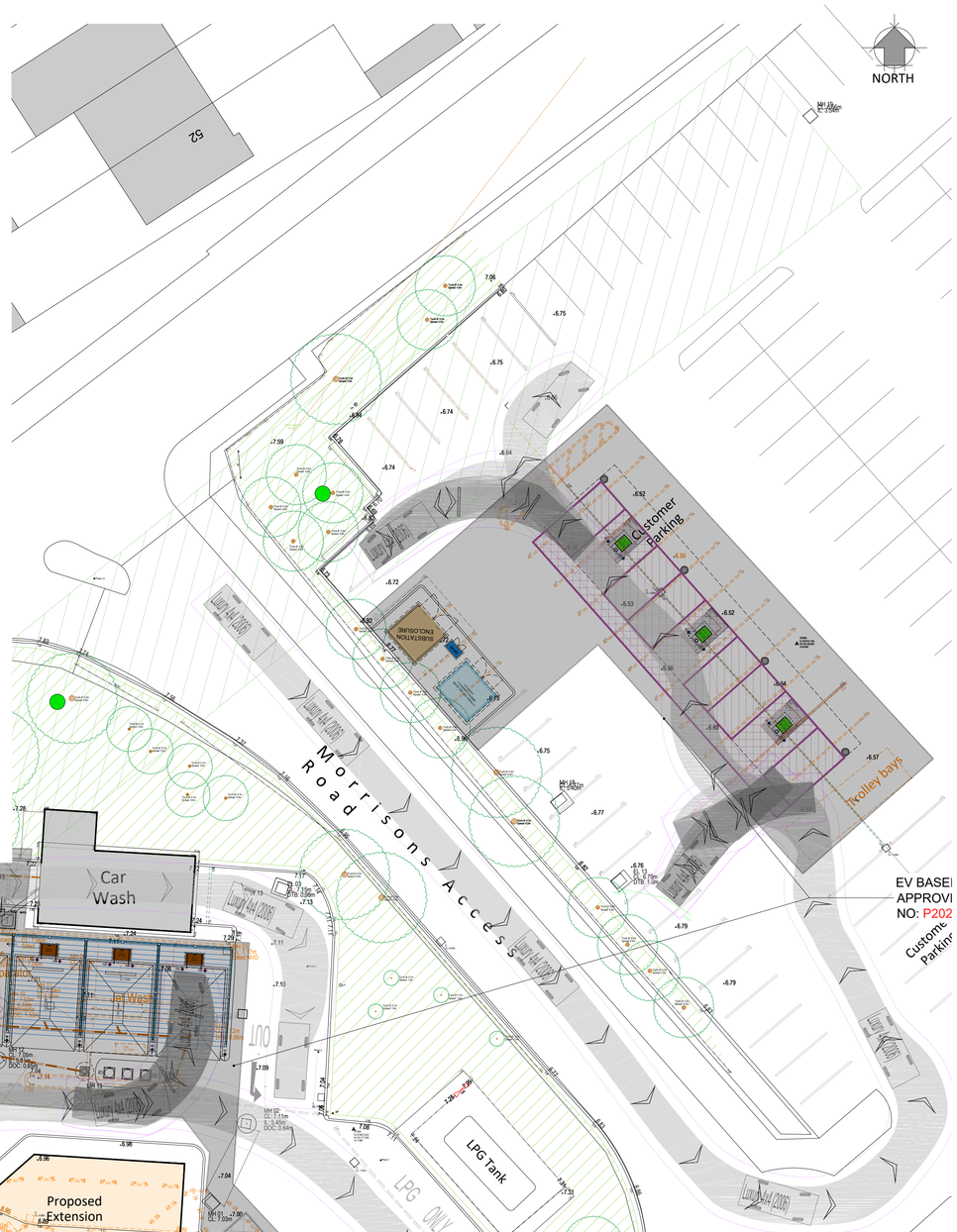

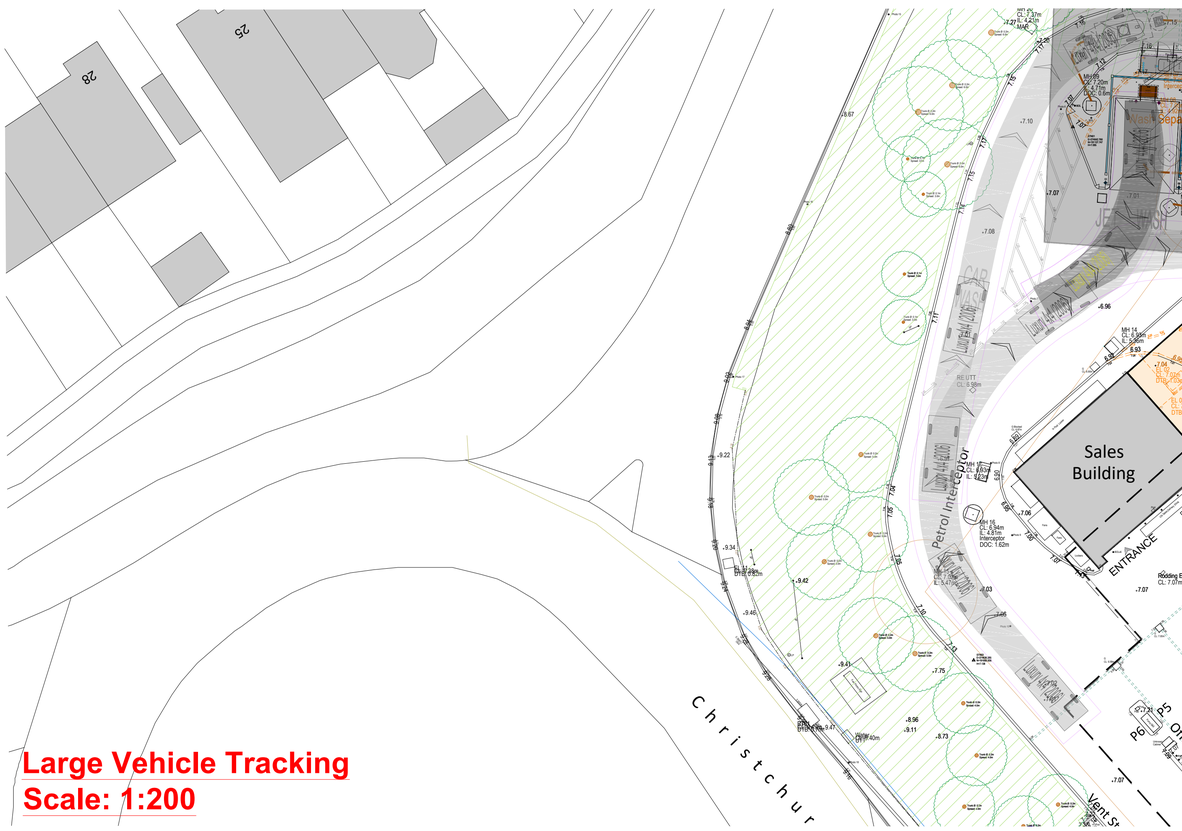

Large Vehicle Tracking
Scale: 1:200

SCHEME BASED ON TECHNICS UNDERGROUND SERVICES SURVEY DRAWING No. SP241842-1224-01 REV A DATED 20-12-2024

DRAWING NOTES

COPYRIGHT ©
This drawing and the details herein are the copyright of MBH Design Studio Ltd. and must not be reproduced, altered or passed to any third party without prior written consent.

This drawing has been produced for the project listed below, is submitted in support of this application application to the Local Planning Authority and is not intended for use by any other person or for any other purpose.

Every effort has been made to ensure the accuracy of these drawings, however MBH Design Studio Ltd. accept no responsibility for any discrepancies arising from the reuse of survey information and preliminary drawings commissioned by the Applicant from others.

This drawing is an initial feasibility scheme and is subject to technical review and internal approvals. DNO application process may affect feasibility, provide additional information and require further review of scheme. Feasibility may be affected by other factors as the scheme progresses to working drawing stage and may also be compromised by unforeseen elements encountered on site during installation of works

Scheme Based on OS Map Dated 07.08.2024

GENERAL NOTES

1. This drawing has been prepared for the sole purpose of obtaining planning permission.
2. This drawing is to be read in conjunction with drawings numbered:

14314-2096-LP	Location Plan
14314-2096-BP	Block Plan
14314-2096-200	Existing Site Plan
14314-2096-201	Proposed Site Plan
14314-2096-202	Existing Sales Building Layout
14314-2096-203	Existing Sales Building Elevations
14314-2096-204	Proposed Sales Building Layout
14314-2096-204-1	Proposed HVAC Layout
14314-2096-205	Proposed Sales Building Elevations

3. Any advertisements are indicative and are subject to a separate advertisement application
4. Any neighbouring buildings shown on the elevations are diagrammatic and have been extrapolated from site photographs. They have not been measured.

SCHEDULE OF PROPOSED FINISHES

BUILDING EXTERNAL WALLS
Masonry brickwork to match existing external finish. Entire building to be decorated Grey RAL 7016

BUILDING ROOF
Existing sales building flat roof to be retained. New flat roof to be installed over proposed extension.

SHOPFRONT
Part New Shopfront frames to be finished in Grey (RAL7016)
New fully glazed, single auto-sliding door, frames to be finished in Grey (RAL 7016)

CANOPY
Traditional steel framed canopy over forecourt w/o signage to be retained as is.

SURFACING
Existing forecourt surfacing retained as is. Install Asphalt to new footpath and kerbed areas.

0 10 20
SCALE - METRES - 1:200 @ A1

REV	DATE	DESCRIPTION	DRAWN/CHECKED
B	20.01.2025	SURVEY ADDED	MO/AM
A	8.10.2024	PLANNING EDITS	KL/RRB

REVISION NOTES

PLANNING

mbh

MBH Design Studio Ltd.
Brook House, Apex Court, Camphill Rd, West Byfleet, Surrey, KT14 6SQ
www.mbhltd.com t: 01932 352 727 f: 01932 351 545

CLIENT
mfg motor fuel group

PROJECT
FS2096 - BAGLAN MOOR MORRISONS
CHRISTCHURCH ROAD,
BAGLAN INDUSTRIAL PARK, PORT TALBOT
SA12 7DA

DRAWING TITLE
PROPOSED TRACKING PLAN

DRAWN BY	DATE	SCALE	PAPER SIZE
KL	17.09.2024	1:200	A1
CHECKED BY	DRAWING NUMBER		REV.
RRB	14314-2096-201-1		B