Atrium Planning Consultants

Green Infrastructure Assessment

Seaway Parade
Baglan
Neath Port Talbot

Scaffold Yard (retention of)

June 2024

Background

On 11th October 2023[1] the Welsh Government issued updated National Planning Policy for chapter 6 of Planning Policy Wales.

The updated policy guidance recognises the value of green infrastructure within the built environment. In order to facilitate a quality built environment enhanced by integrated green infrastructure all planning applications must now include a green infrastructure statement.

"6.2.6 A green infrastructure statement should be submitted with all planning applications. This will be proportionate to the scale and nature of the development proposed and will describe how green infrastructure has been incorporated into the proposal. In the case of minor development this will be a short description and should not be an onerous requirement for applicants. The green infrastructure statement will be an effective way of demonstrating positive multi- functional outcomes which are appropriate to the site in question and must be used for demonstrating how the step-wise approach (Paragraph 6.4.21) has been applied."

Figure 1 below sets out the summary of the stepwise approached as set out in the Annex[2] to the published advice

[1] *https://www.gov.wales/sites/default/files/publications/2023-10/addressing-the-nature-emergency-through-the-planning-system.pdf*

[2] *https://www.gov.wales/sites/default/files/publications/2023-10/annex-addressing-the-nature-emergency-through-the-planning-system.pdf*

Figure 1

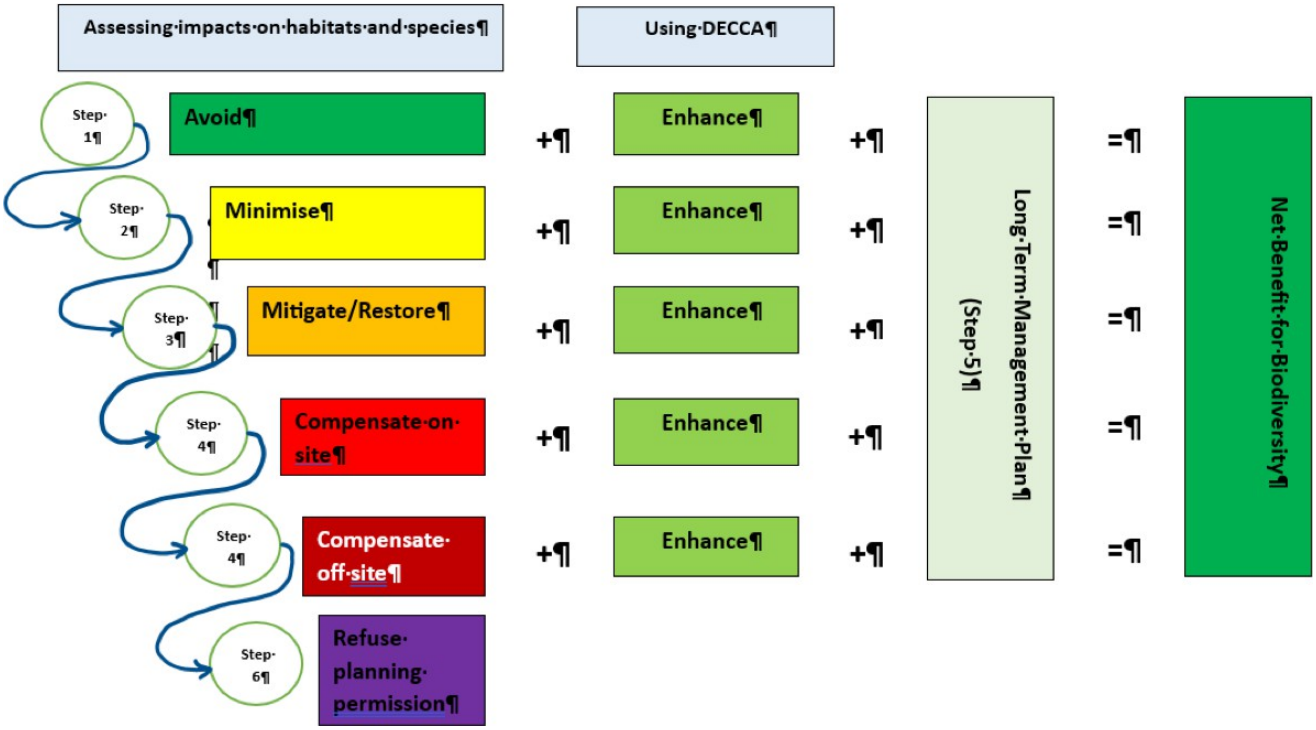

Proposal

The proposal is for the retention of a Scaffold storage yard

The Site

The application site is Plot 13 Seaway Parade, Baglan, Port Talbot.

Proposed Enhancement

It is accepted that Future Wales now requires ecological enhancement however, it is submitted that any ecological enhancement must be proportional to the development proposed.

Given the scale of the proposal it is considered that the provision of a bird boxes and hedgehog and insect hotels within the site will provide adequate ecological enhancement. Details of the location and type of box set out below ***Figure 1.***

Location of bird box

Figure 1 – Red circles denotes box set on the side elevation of container

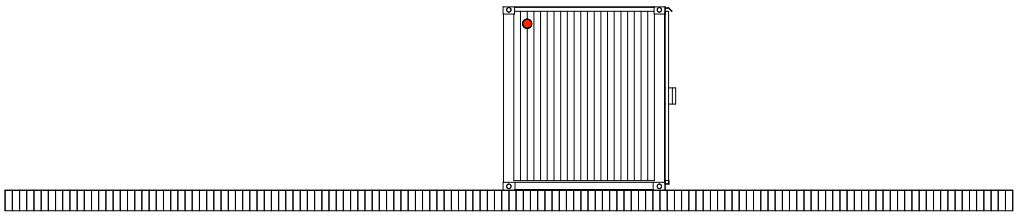

Box Specifications

Boxes to attract garden birds and woodland breeding species such as tits, nuthatch, redstart and pied flycatcher can be placed in gardens, orchards, woodlands and a wide variety of other habitats. The species of birds attracted to the box will depend upon the size of the entrance hole (see table below).

Boxes should be fixed two to five metres up a tree or wall, out of the reach of predators such as domestic cats. Unless there are trees or buildings, which give permanent shelter, it is best facing between north and east.

General		
Example	**Description**	**Picture**
Schwegler No. 1B General Purpose Nest box	www.arkwildlife.co.uk Suitable for various garden and woodland birds, created with different sized entrance holes to avoid competition between species. Other variations (e.g. 2M) can be free hanging, to deter predators	
Entrance Hole	**Species**	
26mm	Blue-, Marsh-, Coal- and Crested Tit, possibly Wren. All other species are prevented from using the nest box due to this smaller entrance hole.	
32mm	Great-, Blue-, Marsh-, Coal- and Crested Tit, Redstart, Nuthatch, Pied Flycatcher, Tree and House Sparrows.	
Oval	Redstart; also used by species that nest in the diameter 32 mm boxes. However, because more light enters the brood chamber, it is preferred by Redstarts.	

Under the Wildlife and Countryside Act 1981 it is an offence to disturb breeding birds and therefore annual cleaning cannot be undertaken between the months of March and September inclusive. Bird nest boxes should be cleaned in October to prevent the build-up of nest parasites in the boxes whilst avoiding the risk of disturbing birds using the boxes as a roost site during the cold winter months. All nesting material and other debris should be removed from the box. Ideally, it should then be scrubbed clean with boiling water to kill any parasites (avoid using any chemicals). Once the box is clean, it should be left to dry out thoroughly. Bird boxes should be left up over winter as they can provide useful roosting sites for birds in bad weather.

Site lighting and dark corridors

Measures will be taken to minimise light pollution to reduce any impact on nocturnal fauna such as bats and moths. Any lighting within the rear garden will it be in accordance with the guidance provided by the Bat Conservation Trust (BCT 2018). Appropriate ground facing, energy-saving lighting will be used, on timers. There will be no light spillage into landscape areas such trees and hedgerows on site will not be affected that's allowing dark corridors to be maintained for Nocturnal wildlife.

Hedgehog Houses

Brick-built hedgehog home can be seen below

Insect hotel

width 17cm; length 12cm, height 15cm
There are many different designs available, but for longevity, woodstone is recommended.

Refugia creation



Use old, dead, logs to create an inviting home and feeding ground for insects, toads, newts and bees. All the rotting wood, flaking bark and maze of little gaps between the logs is heaven for a wide range of wildlife.

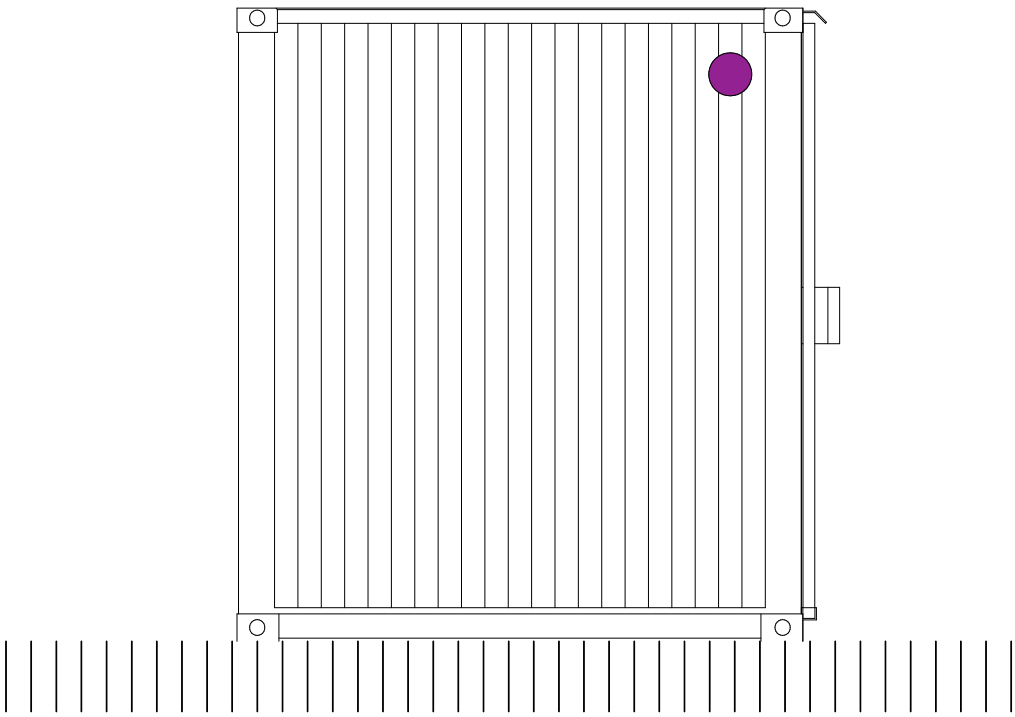

Bat Box

Artificial Bat Roost shown as purple circle in the elevation.

Implementation

- Bird Boxes - Within one month of the permission
- Hedgehogs – Within one month of permission
- Invertebrates (Insect hotel) – Within one month of permission
- Refugia creation – within one month of permission
- Bat Box – with one month of permission.

GIA Assessment

Table 1 below sets out the stepwise approach in assessing impacts of a development on habitats and the species

Table 1

	Steps	Assessment	Enhancement	Long Term Maintenance	Net Benefits
1.	**Avoid**	The proposal is constructed on land devoid of any ecological value The proposal avoids damage to any biodiversity and as such accords with the *stepwise* approach set out in the published advice.	Bird boxes to be provided Hedgehog house Bee and Insect Hotel Bat box Refugia creation	No maintenance required	Yes
2.	**Minimise**	Na	Na	Na	Na
3.	**Mitigate/restore**	Na	Na	Na	Na
4.	**Compensate on site**	Na	Na	Na	Na
5.	**Compensate offsite**	Na	Na	Na	Na

Conclusion

Applying the step-by-step approach, the assessment indicates that:

- The development avoids any damage to biodiversity
- The proposal provides an ecological enhancement proportionate to the scale of the development.
- The proposed ecological enhancement will be maintenance free
- There is a net benefit to biodiversity as a result of the development