THIS DRAWING REMAINS THE PROPERTY OF VITAL ENERGI AND MUST NOT BE REPRODUCED, COPIED, OR HANDED OVER TO A THIRD PARTY WITHOUT PRIOR WRITTEN CONSENT.

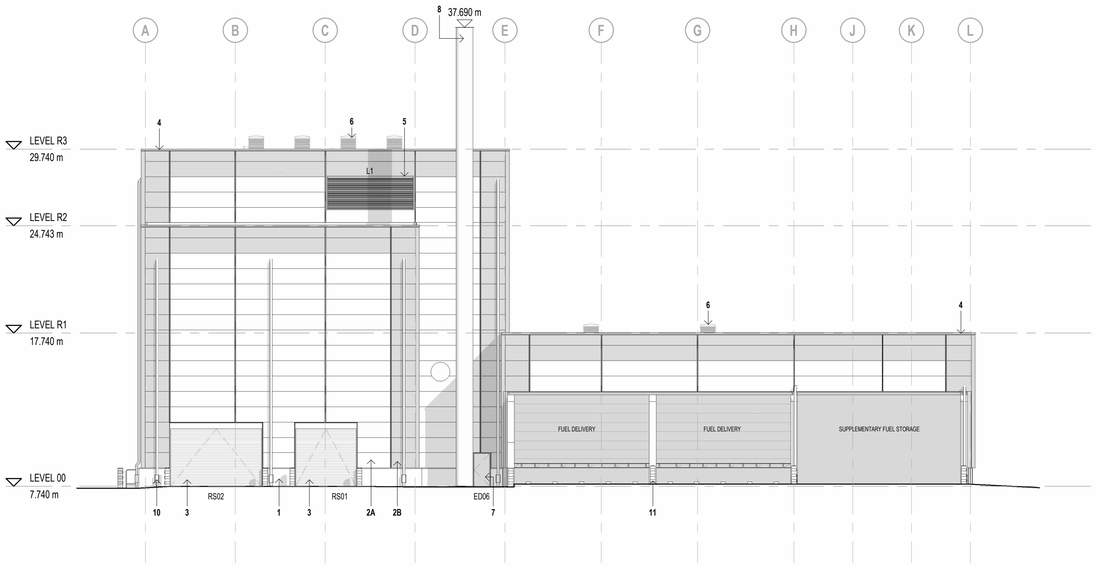

NORTH ELEVATION

1 : 200

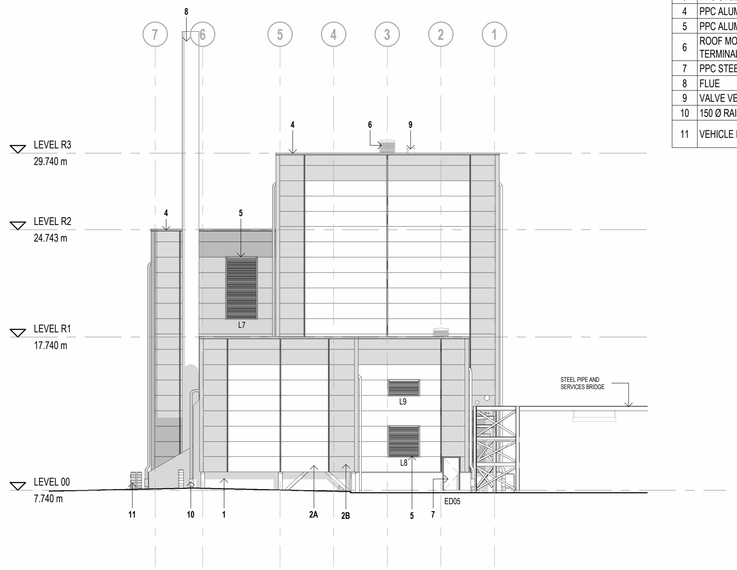

WEST ELEVATION

1 : 200

ELEVATION MATERIAL LEGEND

REF	DESCRIPTION	PRODUCT REF / COLOUR
1	IN-SITU WATER PROOF CONCRETE WALL	EXPOSED CONCRETE
2A	COLOUR COATED, STEEL FACED, SECRET FIX, INSULATED SANDWICH WALL PANEL WITH STONE WOOL CORE	EUROBOND EUROPANEL. COLOUR TO MATCH EXISTING
2B	COLOUR COATED, STEEL FACED, SECRET FIX, INSULATED SANDWICH WALL PANEL WITH STONE WOOL CORE	EUROBOND EUROPANEL. COLOUR TO MATCH EXISTING
3	PPC STEEL ROLLER SHUTTER	COLOUR TO MATCH EXISTING
4	PPC ALUMINIUM FLASHING AND TRIMS	TO MATCH ADJACENT PANELS
5	PPC ALUMINIUM FRESH AIR LOUVRES	TO MATCH ADJACENT PANELS
6	ROOF MOUNTED NATURAL VENTILATION TERMINAL	MONODRAUGHT VENTSAIR. RAL COLOUR: TBC
7	PPC STEEL DOORS	RAL COLOUR: TBC
8	FLUE	TBC
9	VALVE VENTS	TBC
10	150 Ø RAINWATER DOWNPIPE	STAINLESS STEEL
11	VEHICLE IMPACT BOLLARD	RAL 1003 SIGNAL YELLOW & RAL 9005 JET BLACK

TO BE READ IN CONJUNCTION WITH THE FOLLOWING:
- 3000 SERIES FOR PLAN DRAWINGS
- 4000 SERIES FOR ELEVATION DRAWINGS
- 5000 SERIES FOR SECTION DRAWINGS
- 6000 SERIES FOR CONSTRUCTION DETAILS
- 7000 SERIES FOR SCHEDULES

NBS SPECIFICATION
ALL DRAWINGS ARE TO BE READ IN CONJUNCTION WITH THE NBS SPECIFICATION

STRUCTURE
REFER TO THE STRUCTURAL ENGINEERS DESIGN, SPECIFICATION AND DETAILS FOR PART A COMPLIANCE. STRUCTURAL ELEMENTS SHOWN ON ARCHITECTURAL DRAWINGS ARE INDICATIVE FOR COORDINATION ONLY

MATERIAL COLOURS
COLOURS TO MATCH EXISTING BUILDINGS AND TO BE CONTROLLED BY CONDITION

MATERIAL CLASSIFICATION
ALL MATERIALS, FIXINGS & FINISHES SHALL BE SUITABLE FOR A MARINE ENVIRONMENT: C4 CLASSIFICATION

AIRTIGHTNESS & THERMAL PERFORMANCE
NO REQUIREMENT

SUB-CONTRACTOR DESIGN
SUB-CONTRACTORS SHOP DRAWINGS ARE TO BE PROVIDED FOR APPROVAL PRIOR TO FABRICATION OF ALL FACTORY MANUFACTURED BESPOKE ELEMENTS.
AS-BUILT STRUCTURAL OPENING DIMENSIONS SHALL BE CHECKED ON SITE PRIOR TO FABRICATION

PRODUCTS
ALL SPECIFIC PRODUCTS NOTED ON THE DRAWINGS AND SPECIFICATION ARE SPECIFIED AS 'OR EQUAL APPROVED'

SETTING OUT
FOR ELEVATION SETTING OUT DIMENSIONS REFER TO DRAWINGS: 50795-BGH-EC-ZZ-DR-A-4101 TO 4104

FIRE STRATEGY
REFER TO DRAWING REF 50795-BGH-EC-00-DR-A-3201 FOR FIRE STRATEGY PLAN & 50795-BGH-EC-ZZ-DR-A-4201 FOR ENVELOPE FIRE STRATEGY REQUIREMENTS

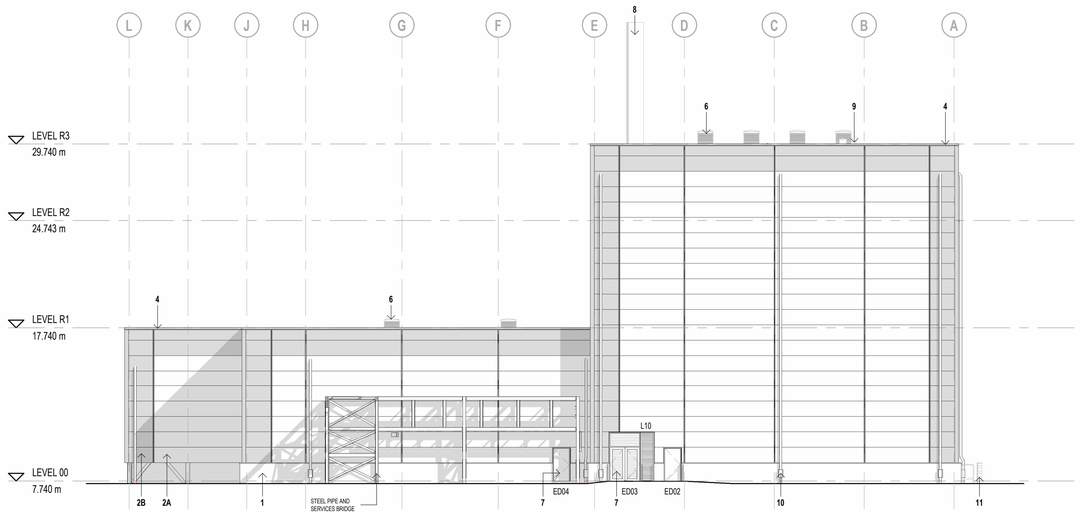

SOUTH ELEVATION

1 : 200

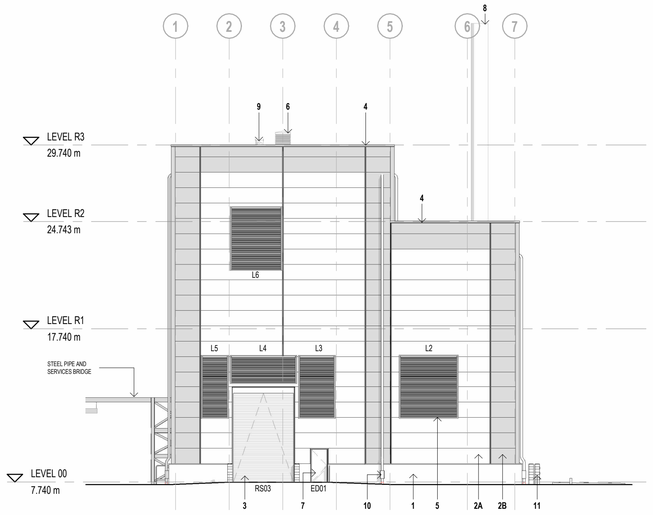

EAST ELEVATION

1 : 200

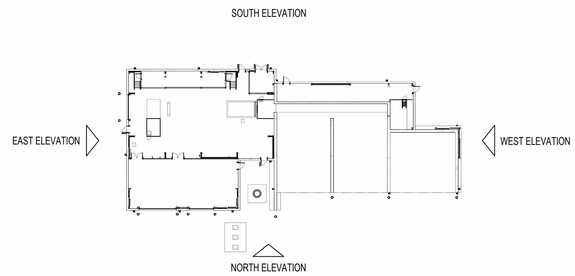

ELEVATION KEY

1 : 500

THIS DRAWING REFERENCES THE FOLLOWING FILES:

Ref:
50795-BGH-EC-ZZ-M3-S-0002 - STRUCTURAL FRAME MODEL
50795-BGH-EC-00-M3-S-0003 - STRUCTURAL FOUNDATION MODEL

0 4 8 12
SCALE 1 : 200

0 10 20 30
SCALE 1 : 500

THIS DESIGN IS BASED ON THE AGRO FORST AND OTHER SPECIALIST CONSULTANTS INFORMATION RECEIVED TO DATE OF ISSUE OF THIS DOCUMENT. FURTHER DESIGN DEVELOPMENT MAY BE REQUIRED TO ACCOMMODATE ANY SUBSEQUENT AMENDMENTS BY VITAL ENERGI, AGRO FORST AND ANY OTHER SPECIALIST SUPPLIERS / CONSULTANTS

REV	DATE	DESCRIPTION	DRW	CKD	APP
C1	20.12.24	CONSTRUCTION ISSUE	JR	DJH	DJH
P10	17.10.24	LOUVRES UPDATED. HEIGHT REDUCED 2m	JR	DJH	DJH
P9	17.09.24	STAGE 4B ISSUE	JR	DJH	DJH
P8	02.08.24	UPDATED TO AGRO FORST PROPOSALS	JR	DJH	DJH
P7	30.05.24	UPDATED TO CLIENT COMMENTS	JR	DJH	DJH
P6	29.05.24	UPDATED TO CLIENT COMMENTS	JR	DJH	DJH

VITAL ENERGI

Vital Energi. Century House, Roman Road, Blackburn, Lancashire, BB1 2LD
Tel: +44 (0)1254 296 000 Fax. +44 (0)1254 296 040

Project: SOFIDEL BIOMASS PLANT
Title: PROPOSED ELEVATIONS

DATE	APR 2024	SCALE	As indicated	SHEET	A1

CONSTRUCTION — Status: A — Stage: 5

Drg-No: 50795-BGH-EC-ZZ-DR-A-4001 — Rev: C1