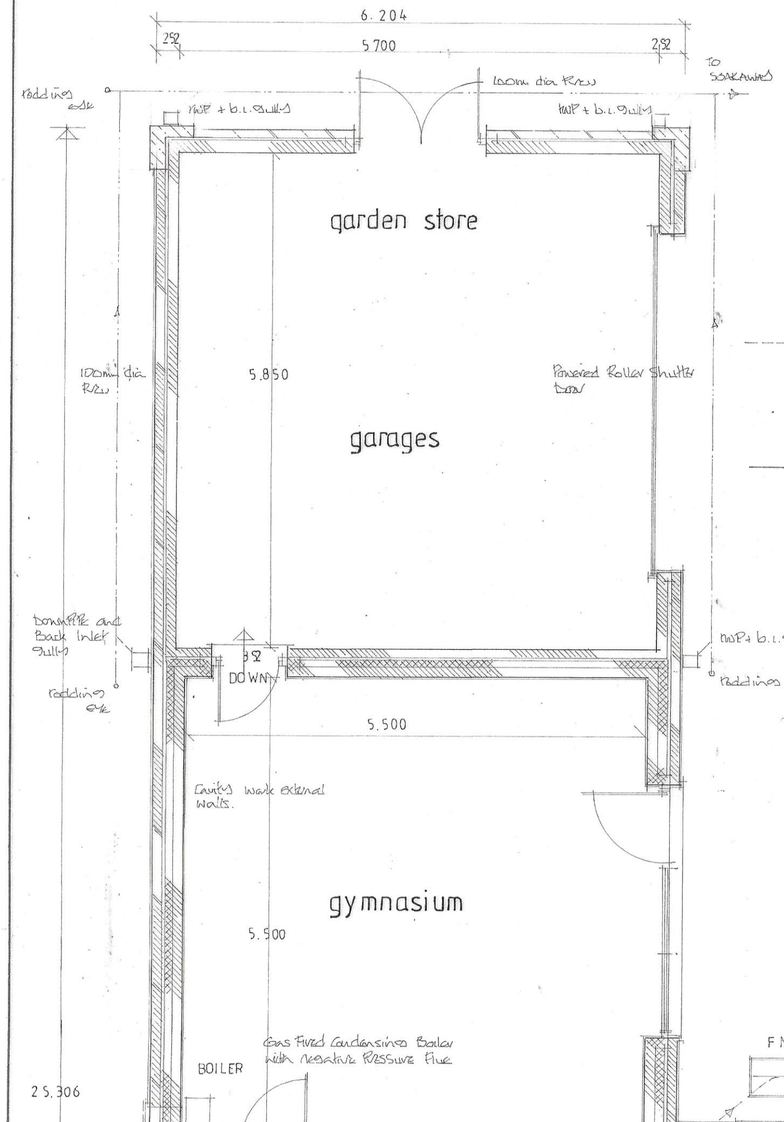
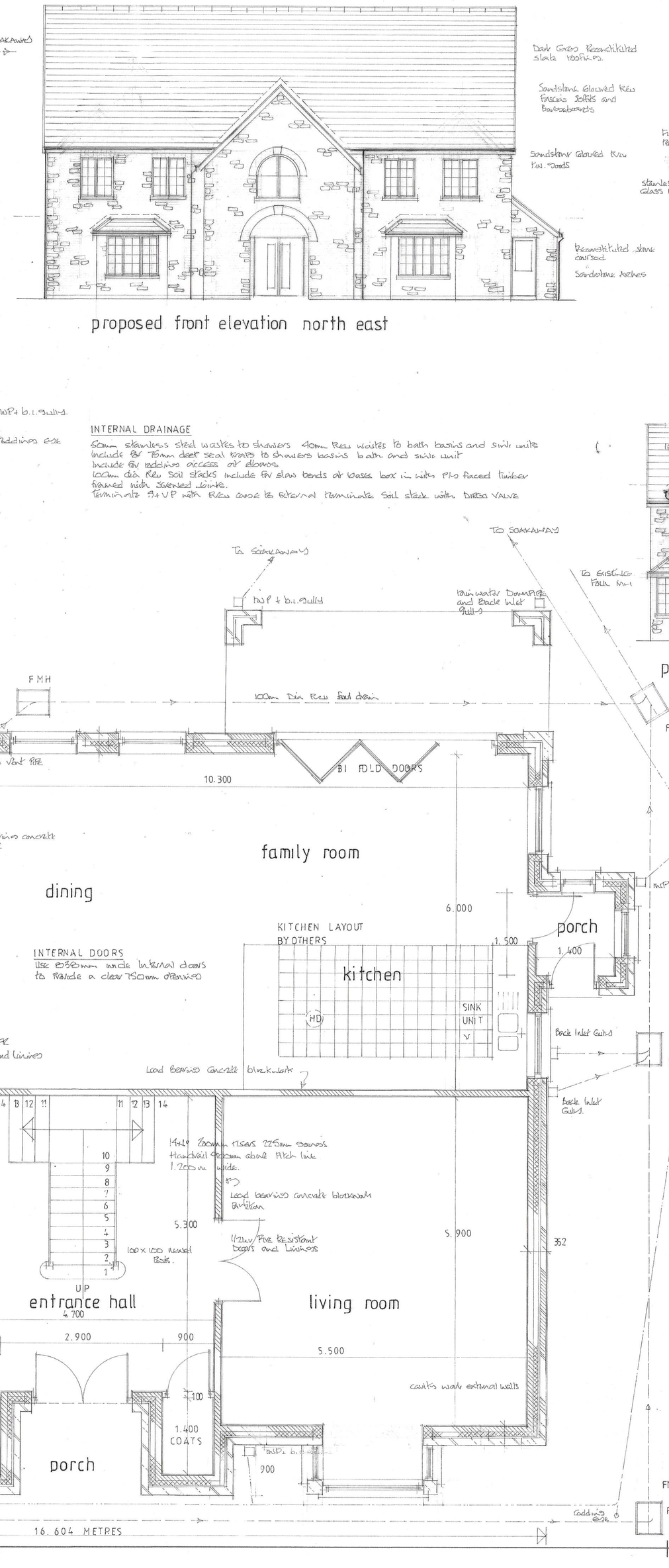






proposed rear elevation south west




proposed front elevation north east




proposed side elevation north west

## INTERNAL DRAINAGE

40mm stainless steel wastes to showers 40mm Rwo wastes to bath basins and sink units
Include for 75mm deep seal traps to showers basins bath and sink unit
Include for access eyes as drawn.
100dia Dish Rwo Soil stacks include for slow bends at bases bed in with 19x6 Planed timber formed with stepped joints.
Terminate 9x4 VP with Rwo cowl to external terminate Soil stack with Durgo Valve

## EXTERNAL DRAINAGE

Rwo rainwater gutters and downpipes
Use back inlet type rodeable trapped gullies
Build MHS in 225mm class B engineering brickwork 600x450mm internally with Grade B medium Duty C.I. covers and frames
100mm Dia Rwo Soil pipes below ground laid on clayPipes bed maximum falls limits minimum 1 in 40.
Connect new foul drainage to existing foul and connection at rear
Connect new surface water runoff to new Stone filled Soakaways sited subject to Percolation Testings. & minimum 5 metres off Dwelling.

## RADON

Radon gas protective measures to be as described in the British Geological Survey. Minimum Basic Protection to be employed.
1. Fitted D.P. membrane, turnwith to close cavities
2. DPC level at GFL to protect DPM.

## SAP RATING

A SAP Tallows Calculation is to accompany any Building Regulations Application

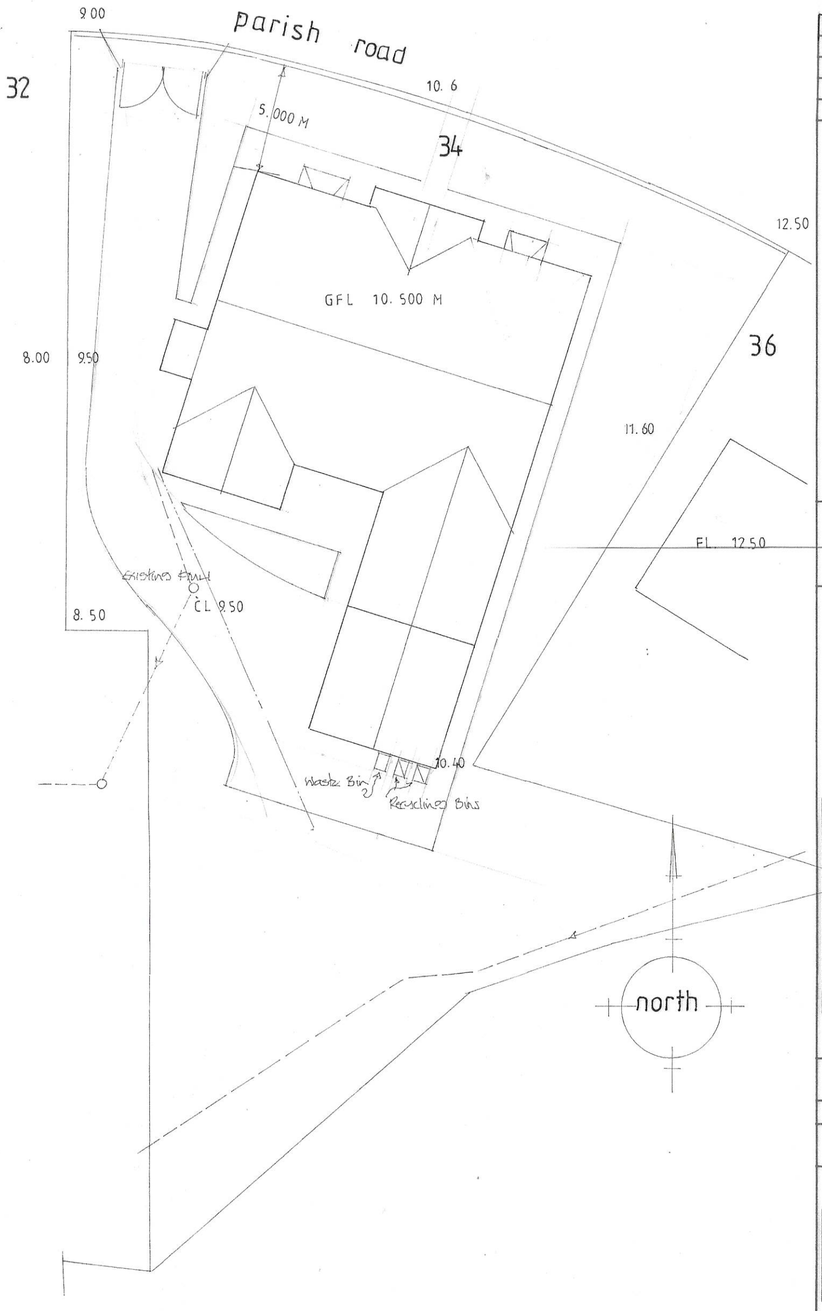
## AIR TEST

On completion of works before Occupation an Air Leakage test is to be carried out by Approved Personell.

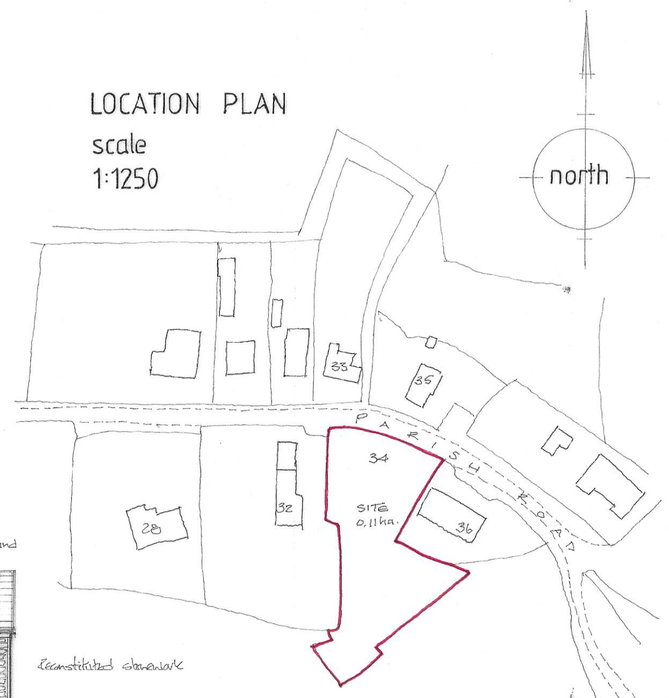
## SPRINKLER SYSTEM

Supply and Install an Automatic Fire Suppression system to BS9251 2014 Certified on Completion.

## BLOCK PLAN scale 1:200m




## LOCATION PLAN scale 1:1250




**NOTES:**

**All dimensions must be checked on site and not scaled from this drawing.**

**This plan has been prepared for Planning and /or Building Regulation purposes only.**

**Some forms of building works may require action by the owners under The Party Wall Act 1996. The adjoining owners are to be informed of the proposals at least one month before commencement of works and their written approvals obtained.**

| | Date | Revisions |
|---|---|---|
| | | |
| | | |
| | | |
| A | | |

© copyright

D. Vivian Jones AssocRICS
*Building Design Services*
114, Brecon Road,
HIRWAUN,
Rhondda Cynon Taff,
CF44 9NS
Tel. 01685 812069
Mobile 07702 380869
Email: vivjonesdesign@yahoo.co.uk

**Client**
Mr.G.Murray and Ms.K.O'Reilly.

**Job Title**
PROPOSED DETACHED DWELLING HOUSE

**Drawing Title**
34, Parish Road,
Cwmgwrach,
NEATH.
Neath Port Talbot.
SA11 5SW.

**Scale** 1:50 1:100 1:200 1:1250

**Date** 03.05.2024 **Drawn by**

**Drg. No.** 2986 NB 01 **Rev.**

DS 342

594 x 841mm A1