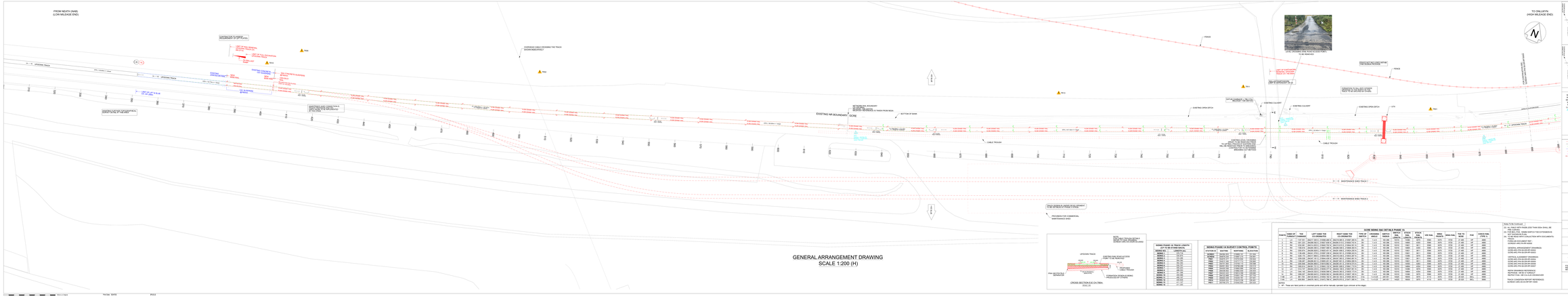

LOOK UNDERNEATH THE BRIDGE TO THE EXISTING CULVERT



EXISTING SPEED DIAGRAM
NTS (1:500)



PROPOSED SPEED DIAGRAM
NTS (1:500)

LOCATION MAP
NTS (1:500)

Survey Key

BP	Sign Post
BH	Bore Hole
TP	Trial Pit
SP	Soakaway
WM	Water Meter
GM	Gas Meter
EM	Electric Meter
TB	Telephone Box
CB	Cable Box
CCTV	CCTV Camera
FP	Footing Post
Concrete Mast	Concrete Mast
Wooden Mast	Wooden Mast
Lighting Mast	Lighting Mast
Lattice Mast	Lattice Mast
Gantry	Gantry
Cable Duct	Cable Duct
Footing Post	Footing Post
Concrete Sleeper	Concrete Sleeper
Wooden Sleeper	Wooden Sleeper
Ballast	Ballast
Cable Trough	Cable Trough
Cable Tray	Cable Tray
Cable Duct	Cable Duct
Footing Post	Footing Post
Concrete Mast	Concrete Mast
Wooden Mast	Wooden Mast
Lighting Mast	Lighting Mast
Lattice Mast	Lattice Mast
Gantry	Gantry
Cable Duct	Cable Duct
Footing Post	Footing Post
Concrete Sleeper	Concrete Sleeper
Wooden Sleeper	Wooden Sleeper
Ballast	Ballast
Cable Trough	Cable Trough
Cable Tray	Cable Tray
Cable Duct	Cable Duct
Footing Post	Footing Post

Plan Key

Proposed Track	Concrete Sleeper
Existing Track	Wooden Sleeper
Track to be removed	Lattice Mast
Proposed Turnout	Lighting Mast
Future Work	Direction of Curve
Existing Turnout	Gantry
Fence	Ballast
Proposed Turnout/Point	Bridge
Position of Timber Sleeper	Length
Proposed Turnout/Point	Cant Deficiency
Junction Facilitated point	Cant Deficiency
Culvert	Cant Deficiency
Cable	Cant Deficiency
Cable Duct	Cant Deficiency
Cable Duct	Cant Deficiency
Cable Duct	Cant Deficiency
Footing Post	Cant Deficiency
Footing Post	Cant Deficiency
Footing Post