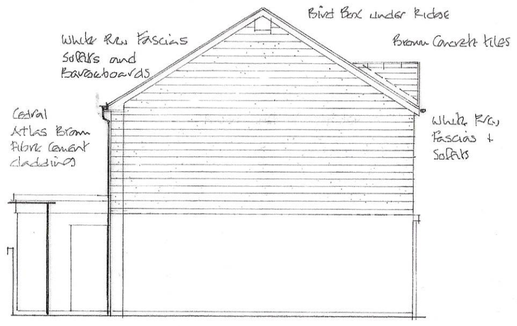


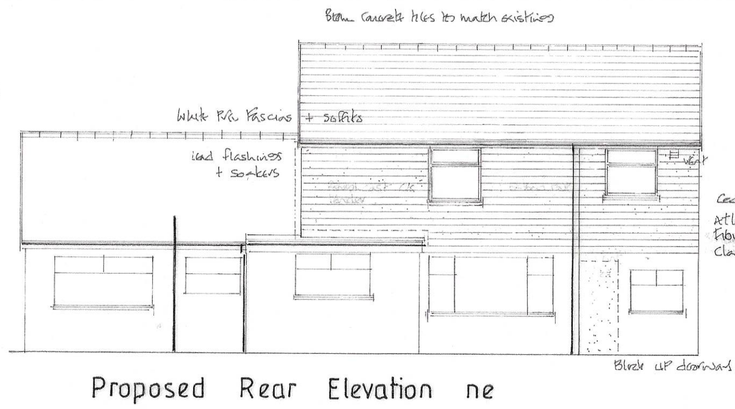
Existing Front Elevation sw



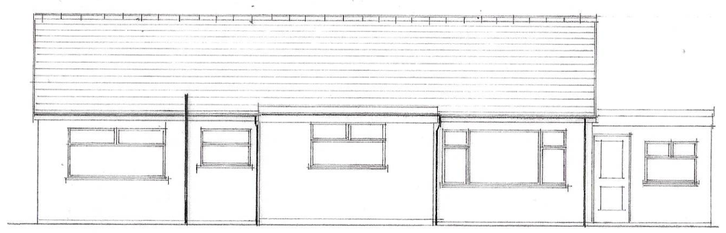
Proposed Front Elevation sw



Proposed Side Elevation nw



Proposed Rear Elevation ne



Existing Rear Elevation ne

ROOF VENTILATON
Ventilate roof spaces by using fascia vents breathable membranes as underlay supplemented with continuous vents to soffits.

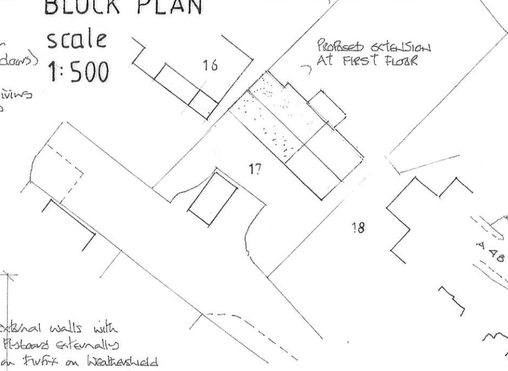
ROOF INSULATION
400mm thickness of Rockwool Rollbatts insulation quilt.

STRAPS
Strap Roof / walls suspended floors / walls at 1.8m centres with 30x5mm galvanised straps as cross section. Include for noggins over 3rd trusses / joists at centres.

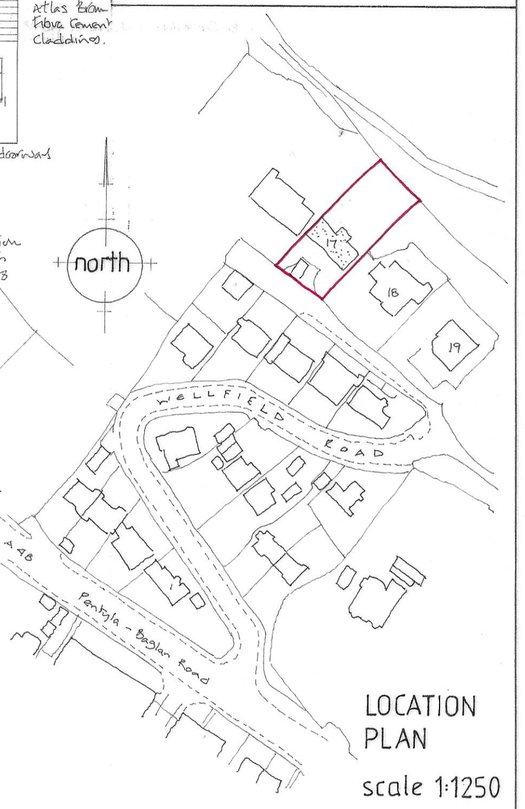
ROOF
Brown Concrete interlocking tiles to match existing laid to manufacturers specification on Rafterfelt covered sarking membrane on 32"/2 (438mm) treated softwood battens. Two pitched roof by MANUFACTURER or similar to include all necessary timber ties and permanent struts bracing ties binders battens etc to comply with BS5268 part 3. Trusses to be raised 75mm at 400mm c/c Eaves Centres.

BRIEF ELECTRICS
All new electrical works are to be carried out under the Competent Person Scheme
Supply and fix 240 mains operated interconnected smoke detector alarms each with battery backup
Supply and fix mains operated mechanical extract fans to kitchen, external grill or similar serving 60 litre/sec output
Supply and fix mains operated mechanical extract fan to utility external grill or similar operated serving 30 litre/sec.
Supply and fix mains operated low voltage mechanical extract fan to new Bathroom external grill or similar operated serving 15 litre/sec.
All new lighting points are to be suitable for running low energy lighting only.
Locate light switches and power points in an area between 450mm and 1.200m above adjoining finished floor level.

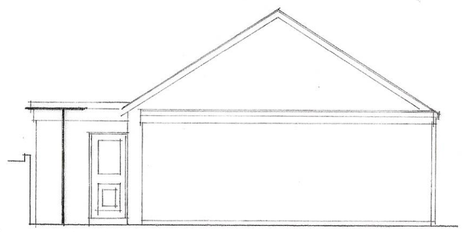
WINDOWS
Brown Pvc framed double glazed units with trickle vent systems Baxenden where servicing habitable rooms Accoya elsewhere.
Use low E glass with 10mm air coat
Where glazing in windows is less than 800mm above adjoining finished floor level (1.5m in door) use toughened safety glass to BS6206.
Bedroom windows are to have openable lights giving a clear 500 x 450mm minimum as secondary means of escape.



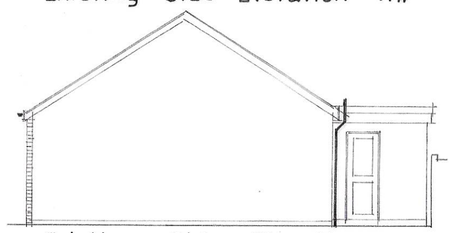
Note: 1 window on South East elevation servicing the Entrance Porch with 1 door at rear. No fenestration to first floor, GF to 16.



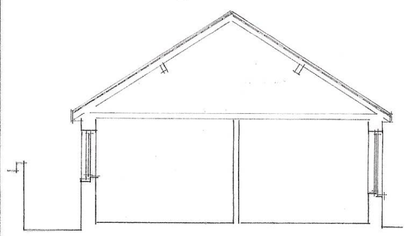
LOCATION PLAN
scale 1:1250



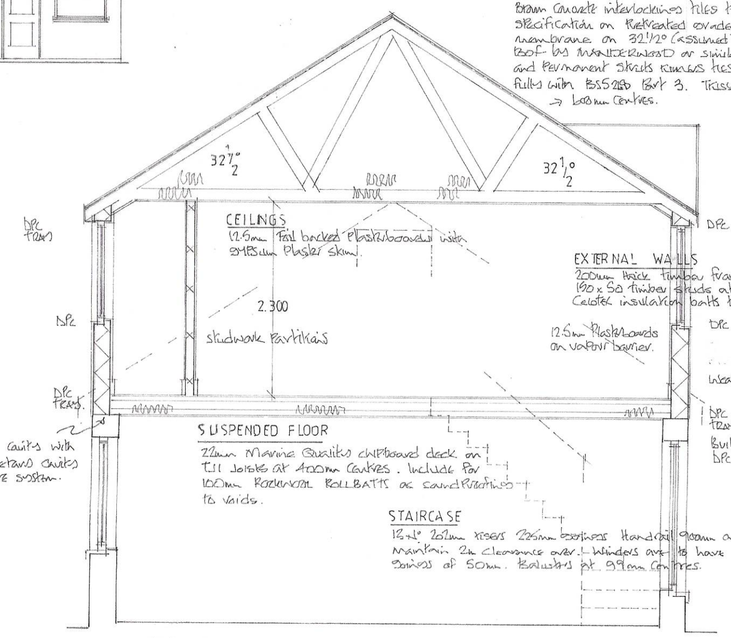
Existing Side Elevation nw



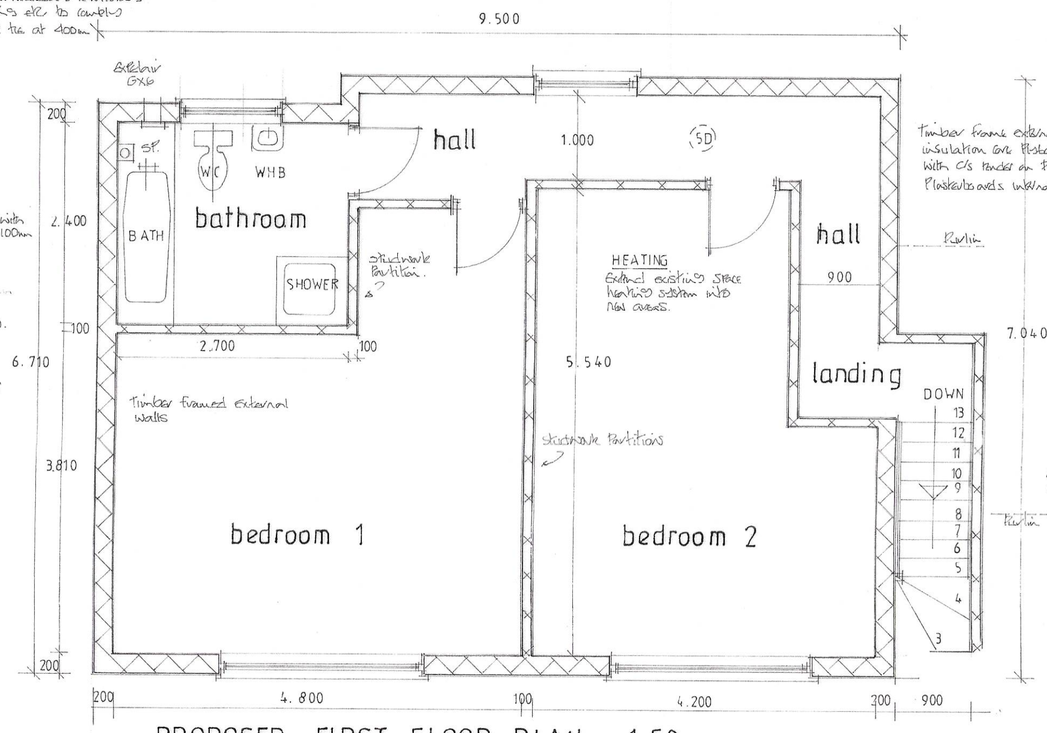
Existing Side Elevation se



Existing Section

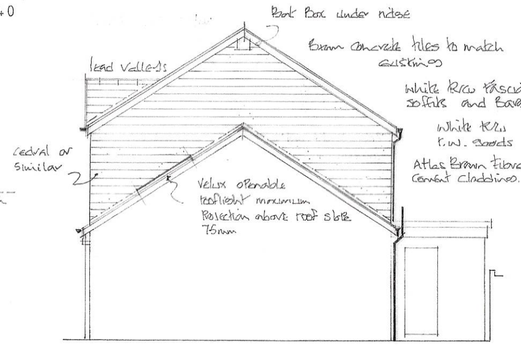


PROPOSED SECTION 1:50m

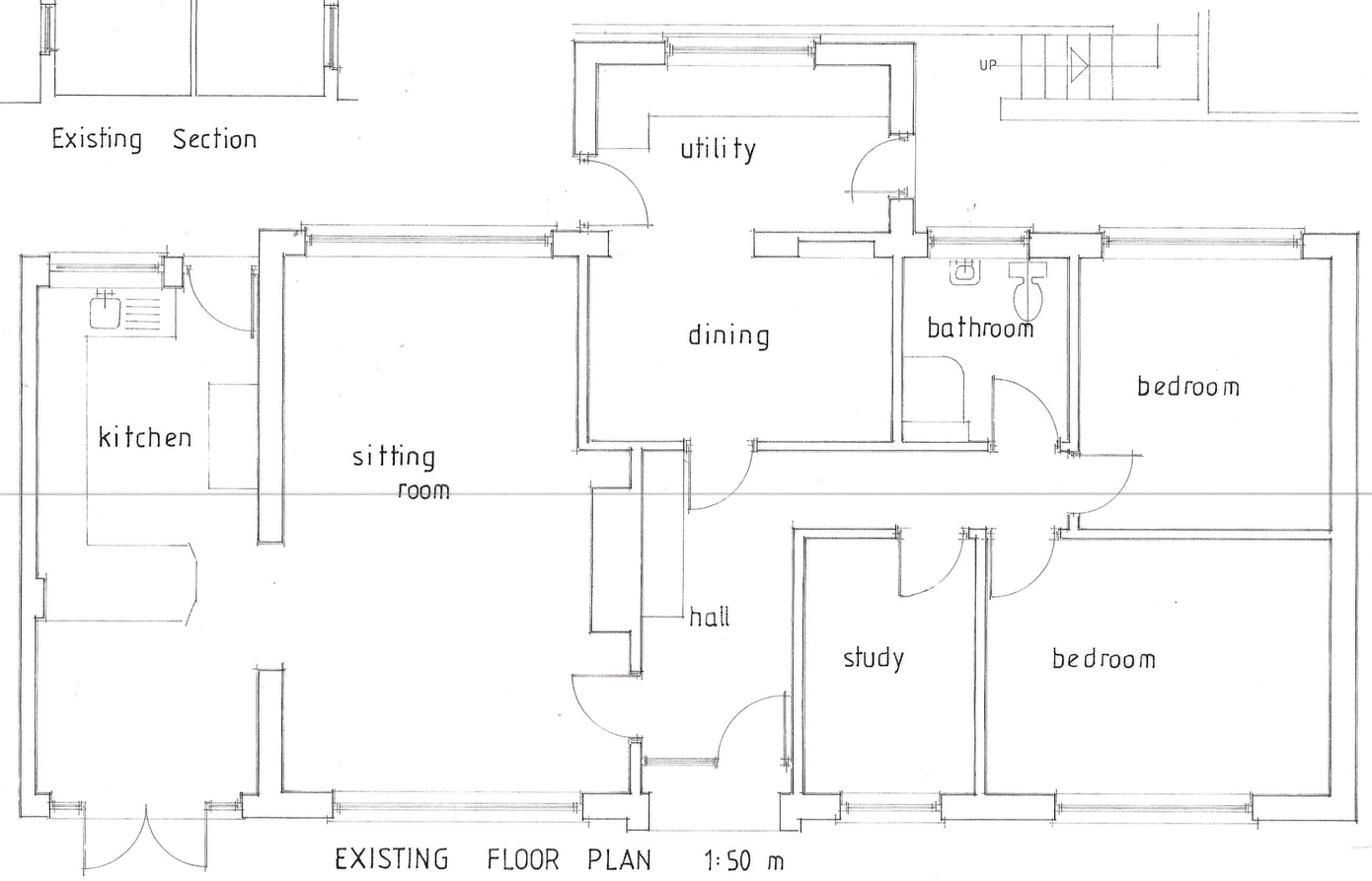


PROPOSED FIRST FLOOR PLAN 1:50 m

Timber Frame external walls with insulation and Plasterboard internally with 0.6 render on Purlin on Weatherboarded Plasterboards internally on vapour barrier



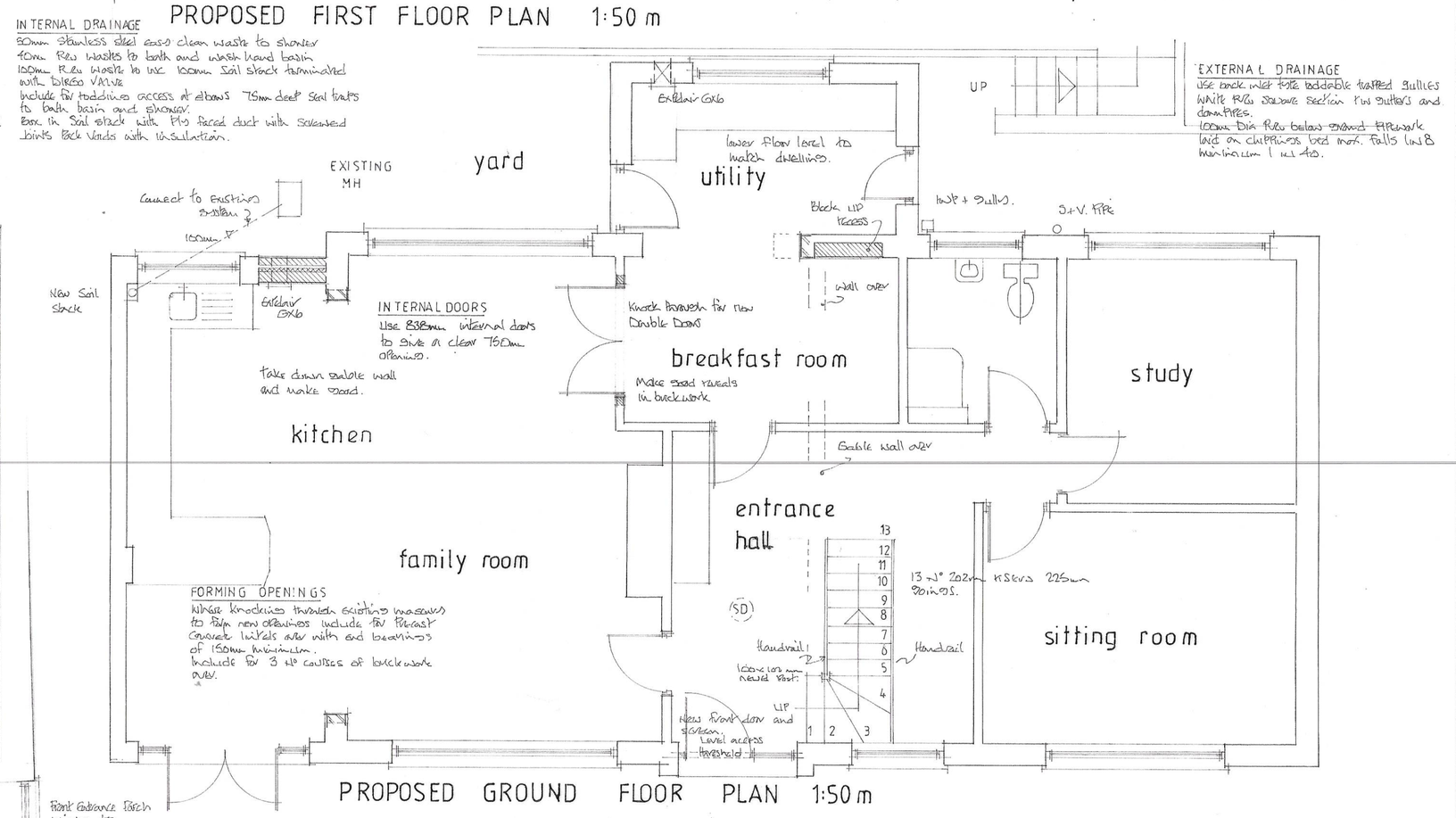
Proposed Side Elevation se



EXISTING FLOOR PLAN 1:50 m

INTERNAL DRAINAGE
50mm Stainless steel easy clean waste to shower
40mm Pvc Wastes to bath and wash hand basin
100mm Pvc waste to inc. 100mm Soil stack terminated with Waste Valve
Include for additional access at elbows 75mm deep Seal traps to Bath basin and shower.
Box in Soil stack with Pts faced duct with Screwed joints Tack Vents with Insulation.

EXTERNAL DRAINAGE
Use back inlet P.C.C. adjustable trapped gullies White PVC Stainless Section Pvc Gutters and downpipes.
100mm Dia Pvc below ground Brickwork laid on Cill Pipes. Test work. Falls 1:40 Minimum 1 in 40.



PROPOSED GROUND FLOOR PLAN 1:50 m

NOTES:

All dimensions must be checked on site and not scaled from this drawing.

This plan has been prepared for Planning and /or Building Regulation purposes only.

Some forms of building works may require action by the owners under The Party Wall Act 1996. The adjoining owners are to be informed of the proposals at least one month before commencement of works and their written approvals obtained.

	Date	Revisions
A	20.02.2023	Porch insulation to N°16 added

© copyright

D. Vivian Jones AssocRICS
Building Design Services
114, Brecon Road,
HIRWAUN,
Rhondda Cynon Taff,
CF44 9NS
Tel. 01685 812069
Mobile 07702 380869
Email: vivjonesdesign@yahoo.co.uk

Client
Mrs. M. Harris.

Job Title
Proposed Extension to provide First Floor.

Drawing Title
17, Wellfield Road,
Baglan.
PORT TALBOT.
SA12 8AB.

Scale 1:50 1:100 1:500 1:1250

Date 23.02.2023 Drawn by VJ.

Drg. No. 2924 R. Rev.

DS 342

594 x 841mm A1