
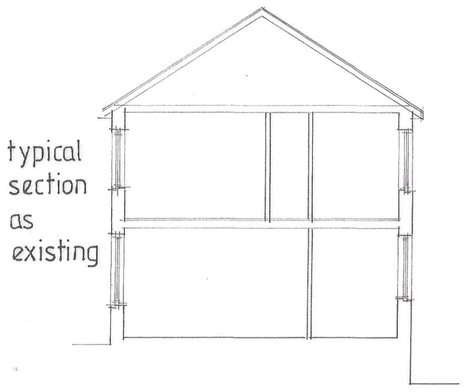


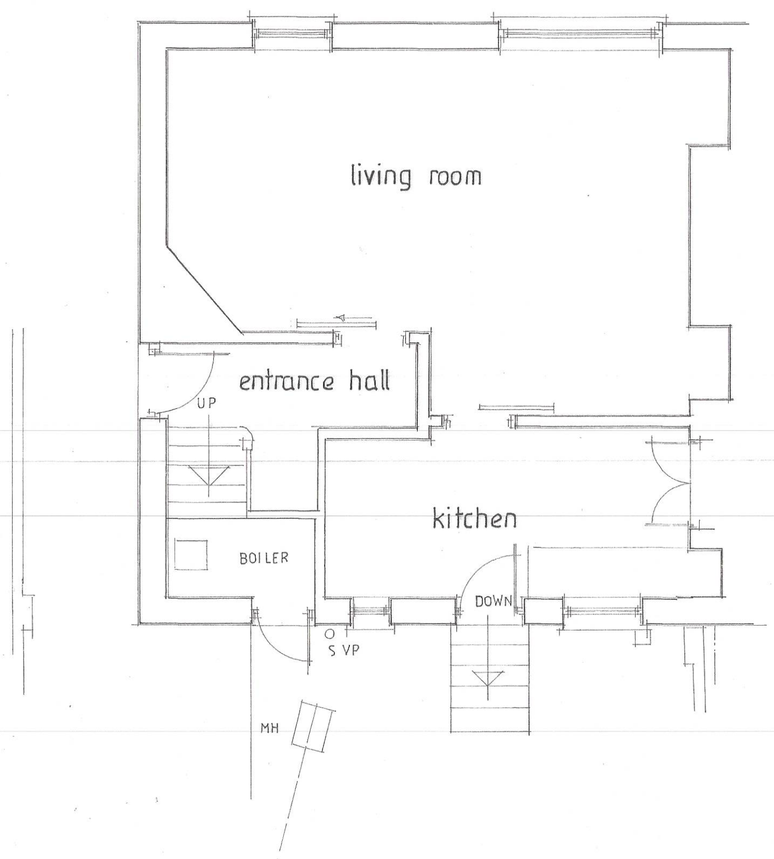
existing side elevation se



typical section as existing



existing rear elevation ne



EXISTING GROUND FLOOR PLAN 1:50 m

BRIEF ELECTRICS

All new electrical works are to be carried out under the Constant Eatons Scheme.
Supply and fix 240 mains operated interconnected smoke detector alarms each with battery backup supply and fix mains operated mechanical extract fans to kitchen Extractair 6000 or similar giving 60 l/s / sec. output.
Locate light switches and power points in an area between 450mm above and 1.200m above adjacent finished floor level.
All new lighting points are to be capable of running low energy lighting only.

WINDOWS

White PVCu framed double glazed units with trickle vent system 8000mm² where serving habitable room 4000mm² elsewhere.
Use low E glass with 16mm air cavity.
Where glazing in windows is less than 800mm above adjacent finished floor level 1.6m in doors use toughened safety glass to BS 6262.

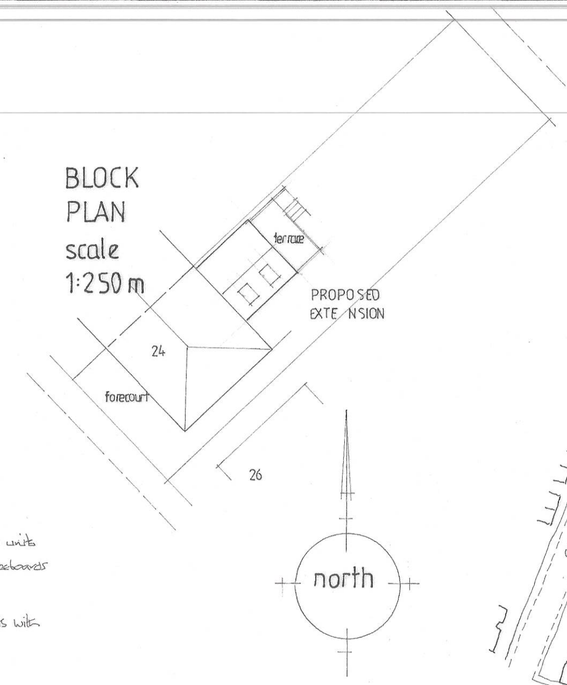
BUILDING CONTROL

On receipt of the following comments are to be deposited with Building Control.

1. Trussed Rafter Details
2. Steel UB Details
3. R.C. Concrete lintels and block details (Cushioned flow).



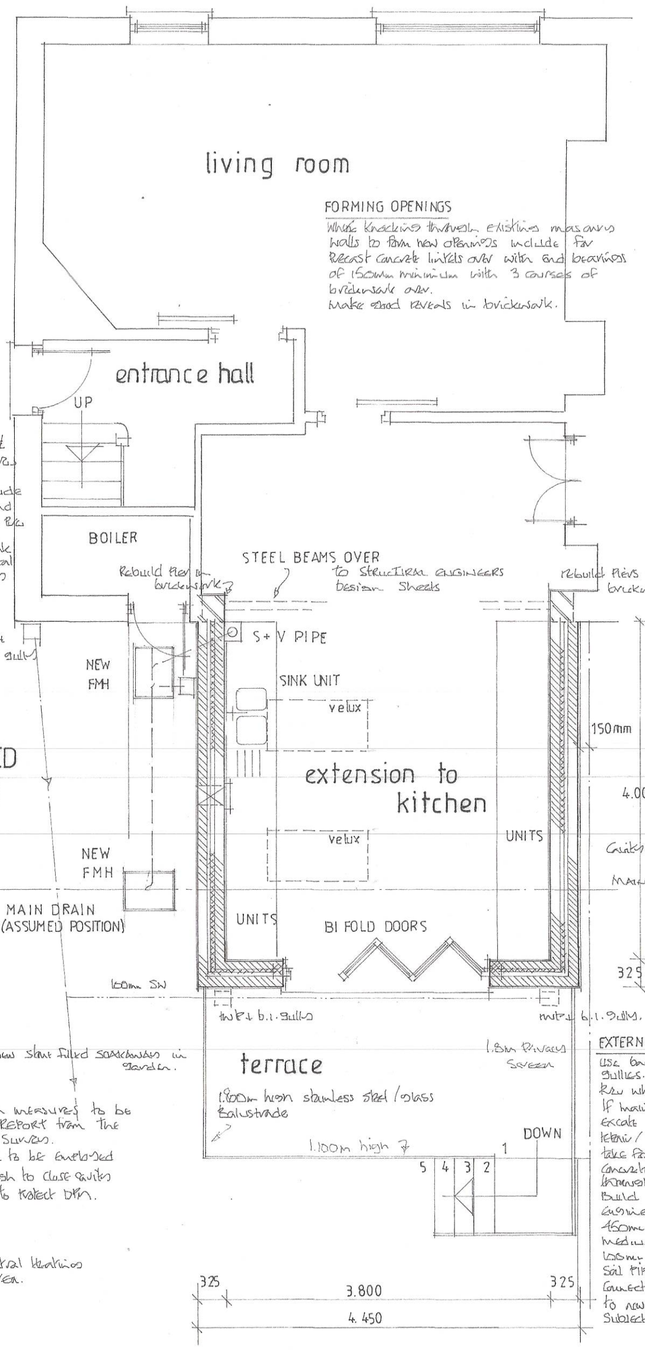
proposed side elevation se



Note obscure glass to Privacy screens to be submitted to Planning Dept for confirmation of suitability.



LOCATION PLAN
scale 1:1250



PROPOSED GROUND FLOOR PLAN 1:50m

FORMING OPENINGS

Where knocking through existing masonry walls to form new openings include for Precast concrete lintels over with end bearings of 150mm minimum with 3 courses of brickwork over.
Make good reveals in brickwork.

INTERNAL DRAINAGE

Resite and renew 100d & vent pipe 100mm dia. PVCu boxed in with Plasterboard with screwed joints include for stop end at base and flexible materials with the case.
40mm PVCu wastes to sink unit with 75mm deep seal trap. Include for rodding access at elbows.

ROADN

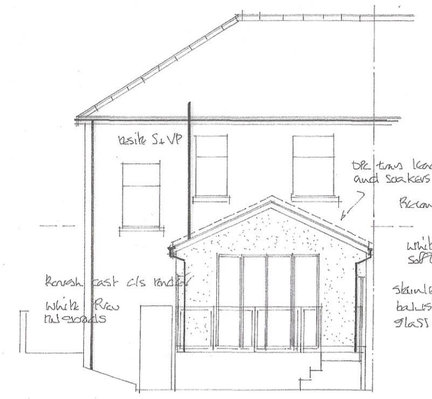
Radon Gas Protection measures to be as indicated from Report from The British Geological Survey
Min. Basic Protection to be Evaluated
1. Extract Pipe Network to Cavity Drain
2. DPC trays at DPC to Protect DPM.

SPACE HEATING

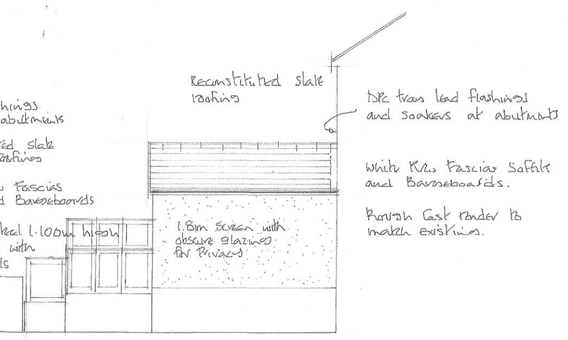
Extend existing Central Heating System into new area.

EXTERNAL DRAINAGE

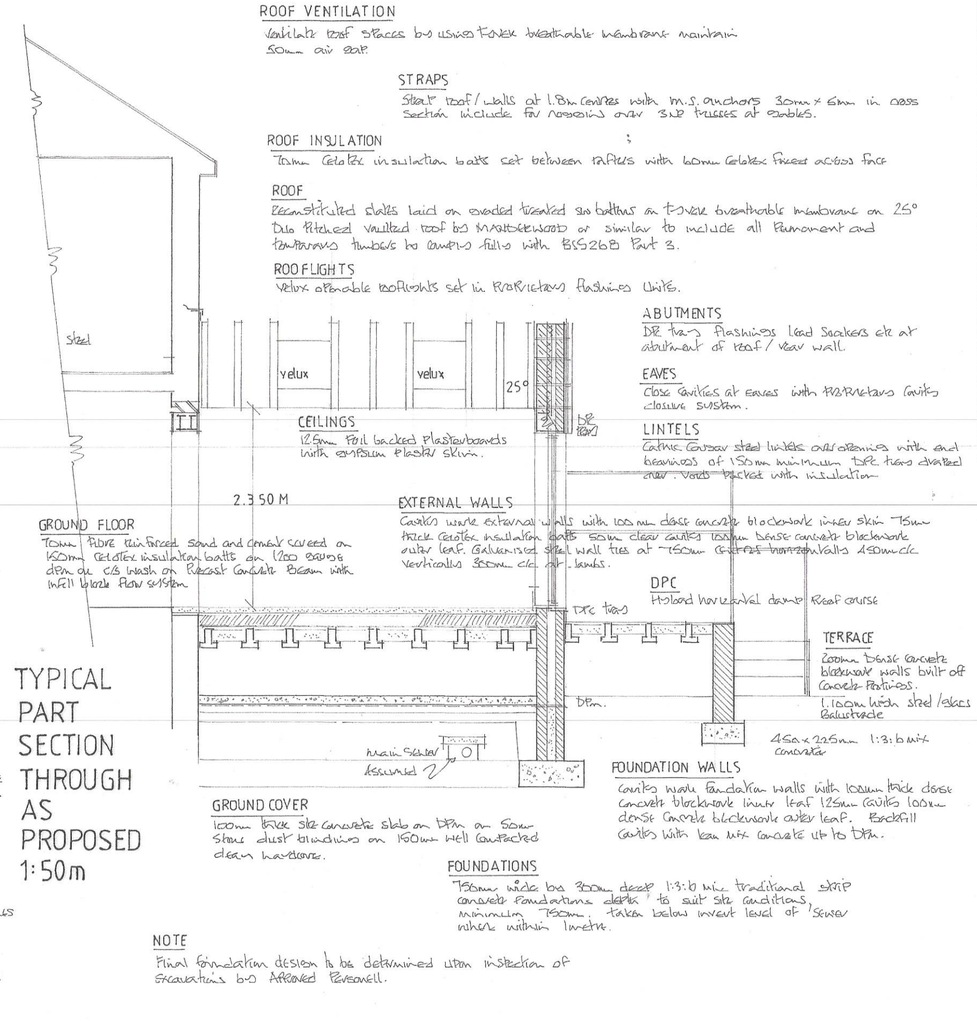
Use Back inlet Gully Rodding Eye Gullies.
Raw water rainwater goods.
If main Soil Sewer is under new annexe excavate to expose downstream Invert level / replace as found necessary
Take Pipework below invert with P.C. Concrete lintels and where Passing Through Foundation walls.
Build new Inst in 225mm Class B engineering brickwork 600 x 450mm internally with Grade B medium duties C.I. Cover and Frames 100mm dia. PVCu below Ground Soil Pipes laid on Chippings bed.
Connect new surface water runoff to new Storm Filled Soakaways sized Subject to Brecits testing.



proposed rear elevation ne



proposed elevation to nº 22



TYPICAL PART SECTION THROUGH AS PROPOSED 1:50m

NOTE

Final foundation design to be determined upon inspection of excavations by Approved Personell.

NOTES:

All dimensions must be checked on site and not scaled from this drawing.

This plan has been prepared for Planning and /or Building Regulation purposes only.

Some forms of building works may require action by the owners under The Party Wall Act 1996. The adjoining owners are to be informed of the proposals at least one month before commencement of works and their written approvals obtained.

	Date	Revisions
B	12.07.2022	Next Door added to Section -07
A	11.07.2022	Privacy screening added to Section 01

© copyright

D. Vivian Jones AssocRICS
Building Design Services
114, Brecon Road,
HIRWAUN,
Rhondda Cynon Taff,
CF44 9NS
Tel. 01685 812069
Mobile 07702 380869
Email: vivjonesdesign@yahoo.co.uk

Client: Mr. Kelvin Powell

Job Title: Proposed Single Storey Extension to Kitchen

Drawing Title: 24, Moorlands, Dyffryn Cellwen, NEATH. Neath Port Talbot. SA10 9HU.

Scale: 1:50 1:100 1:250 1:1250

Date: 29 06 2022 Drawn by: VJ

Drg. No. 2881 R Rev.

DS 342

594 x 841mm A1