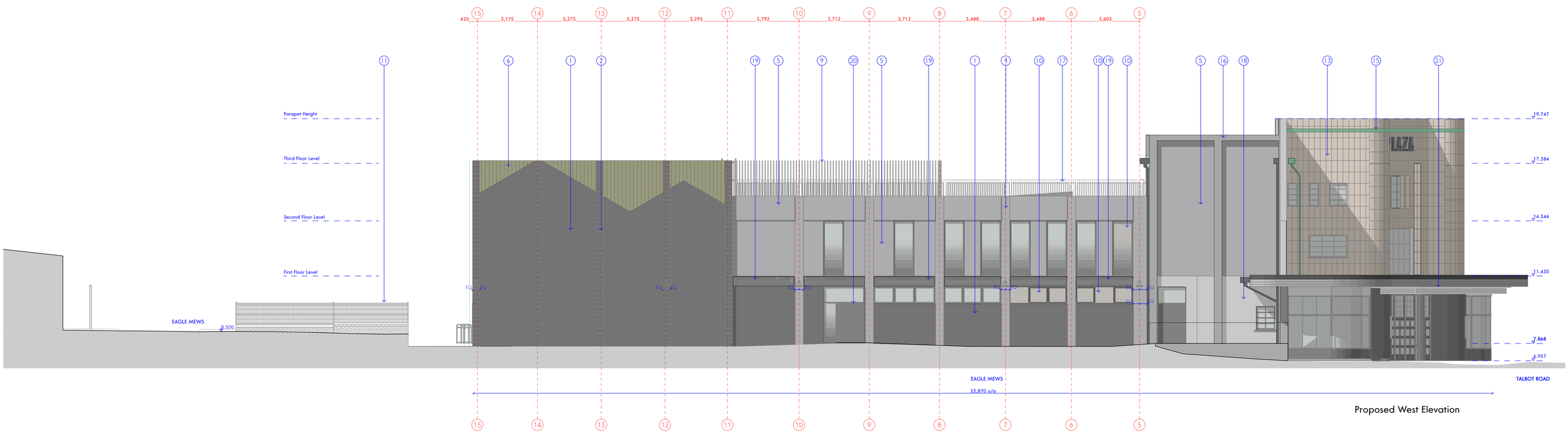



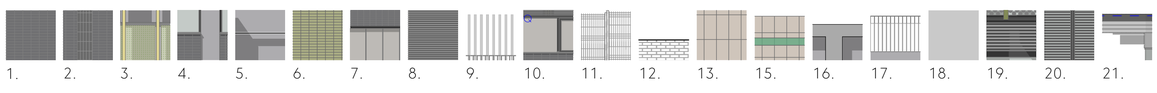
Proposed West Elevation



Proposed South Elevation

GENERAL MATERIALS KEY

1. slate grey/blue brick slips stack bond with slate grey/blue-coloured mortar (F10/130)
2. slate grey/blue brick slips laid in a soldier stack bond 'piers' with slate grey/blue-coloured mortar (F10/130)
3. vertical brise soleil 'fins'
4. powder coated aluminium panel/recess pier. (H92/115)
5. propriety self coloured grey render. (M21/210)
6. feature colour brickslip & mortar (F10/130)
7. polycarbonate system glazing (H10/120A)
8. louvred screen with integral flood doors (L20/285A)
9. louvred rooftop plant screening
10. window unit with spandrel panels (L10/330)
11. security fence on brick wall (Q40/127)
12. bin store
13. existing faience tiles
15. existing faience tiles in Eau de Nil colour
16. existing concrete frame elements to be retained
17. metal railing 1100mm high (Z11)
18. re-rendering of existing surface (M20/160A)
19. louvre vents (L10/660)
20. flood resistant door (L20/285A)
21. metal downstand to canopy replicated using like-for-like detailing - Ref (21) 0026



This drawing is the property of GWP Architecture. Copyright is reserved by them and the drawing is issued on the condition that it is not copied, reused, retained or disclosed to any unauthorised person, either wholly or in part, without the consent in writing of GWP Architecture.

All drawings and specifications should be read in conjunction with the project health and safety plan, any possible conflicts should be presented to the Planning Coordinator.

All work to be carried out in accordance with current Building Regulations.

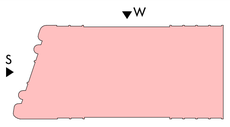
Contractors must verify all dimensions at the job before commencing any work or making shop drawings.

Written dimensions should be taken. Do not scale off drawing. Do not take digital dimensions from this drawing.

Any discrepancies to be reported to the Architect.

0 1m 5m

Scale - 1:100 @A1



Rev	Date	Comment	Dr	Ch
02	19.01.22	Planning Issue	BP	BP

Revit Model: 21_GWP_HQ_Central_Detached Basic for ARCHICAD 25/Plaza Port Talbot - 5565190Z-GWP-01-XX-MS-A-18-PortTalbot-R25

GWP Ref PPT

Job Title Plaza Port Talbot

Client Neath Port Talbot County Borough Council

Existing & Proposed South & West Elevations

Name	PPT-GWP-01-XX-DR-A-(00)-0003		
Scale	1:100@A1	Revision	02
Drawn/Checked	DT / RT	First Issue	31.07.2019
Drawing Status	D - Planning		

CHARTERED ARCHITECTS
INTERIOR DESIGNERS
SPACE PLANNERS
PROJECT MANAGERS
LANDSCAPE ARCHITECTS

15th Brunel House 2 Fitzalan Road Cardiff CF24 0EB
+44(0)2921 303 322 (t) / #(Contact Fax (f)
architecture@gwp-arch.com | www.gwp-arch.com