Trial Pit Log

ESG Environmental Scientifics Group

Logged AW **Checked** AP	**Start** 15/01/2015 **End** 15/01/2015	**Equipment, Methods and Remarks** Komatsu PC210 Machine excavated trial pit from GL to 2.3m Terminated on bedrock.	**Dimensions and Orientation** Width 1.50 m Length 3.00 m	**Ground Level** - **Coordinates** - **National Grid** - **Chainage**

Samples and Tests

Strata

Depth	Type & No.	Date Records	Description	Depth, *Level* (Thickness)	Legend	Backfill/ Instruments
			1 Brown slightly gravelly slightly sandy SILT. Gravel is subangular to subrounded, fine to coarse of sandstone. Sand is fine to coarse. Moderate roots and rootlets. (VO = 0,0)	(0.30)		
				0.30		
0.50	ES 1		2 (MADE GROUND) Soft to firm greyish brown moderately stained black gravelly sandy CLAY with low cobble content. Gravel is subangular to subrounded, fine to coarse of sandstone and occasional brick. Sand is fine to coarse. Cobbles are subangular to subrounded of sandstone and occasional brick. (VO = 4,3)	(2.00)		
1.50	ES 2					
			EXPLORATORY HOLE ENDS AT 2.30 m 2.30 m Grey weathered bedrock.	2.30		
Depth	**Type & No.**	**Records Date**				

Groundwater Entries

No. Struck (m)	Post Strike Behaviour
None observed (see Key Sheet)	

Depth Related Remarks *

From to (m)

Stability Stable

Shoring None

Weather Rain

Notes: For explanation of symbols and abbreviations see key sheet. All depths and reduced levels in metres. Stratum thickness given in brackets in depth column.

Scale 1:25

(c) ESG www.esg.co.uk
426.4806/03/2015 13:36:17

AGS

Project Coed Darcy Sitewide Trial Pitting

Project No. H4039-14

Carried out for St Modwen Developments Limited

Trial Pit

TPE3406

Trial Pit Log

ESG Environmental Scientifics Group

Logged AW **Checked** AP	**Start** 15/01/2015 **End** 15/01/2015	**Equipment, Methods and Remarks** Komatsu PC210 Machine excavated trial pit from GL to 1.7m Terminated on bedrock.	**Dimensions and Orientation** Width 1.50 m Length 3.00 m A B C D	**Ground Level** - **Coordinates** - **National Grid** - **Chainage**

Samples and Tests

Strata

Depth	Type & No.	Date Records	Description	Depth, *Level* (Thickness)	Legend	Backfill/ Instruments
			1 (MADE GROUND) Brown slightly gravelly slightly sandy SILT with low cobble content. Gravel is subangular to subrounded, fine to coarse of sandstone. Sand is fine to coarse. Cobbles are subangular to subrounded of sandstone. Moderate roots and rootlets. (VO = 0,0)	(0.30)		
0.50	ES 1			0.30		
			2 (MADE GROUND) Soft to firm grey gravelly sandy CLAY with low cobble content. Gravel is subangular to subrounded, fine to coarse of sandstone and occasional brick. Sand is fine to coarse. Cobbles are subangular to subrounded, fine to coarse of sandstone and occasional brick. (VO = 3,3)	(1.40)		
1.50	ES 2					
			EXPLORATORY HOLE ENDS AT 1.70 m 1.70 m Grey weathered bedrock.	1.70		

Depth	Type & No.	Records Date

Groundwater Entries

No.	Struck (m)	Post Strike Behaviour

None observed (see Key Sheet)

Depth Related Remarks *

From to (m)

Stability Stable

Shoring None

Weather Rain

Notes: For explanation of symbols and abbreviations see key sheet. All depths and reduced levels in metres. Stratum thickness given in brackets in depth column.

Scale 1:25

(c) ESG www.esg.co.uk
426.4806/03/2015 13:36:20

AGS

Project Coed Darcy Sitewide Trial Pitting

Project No. H4039-14

Carried out for St Modwen Developments Limited

Trial Pit

TPE3407

Trial Pit Log

Logged NK **Checked** AP	**Start** 15/01/2015 **End** 15/01/2015	**Equipment, Methods and Remarks** Komatsu PC210 Machine excavated trial pit from GL to 2.1m Terminated on bedrock.	**Dimensions and Orientation** Width 1.00 m Length 3.00 m	**Ground Level** - **Coordinates** - **National Grid** - **Chainage**

Samples and Tests

Depth	Type & No.	Date Records
0.50	ES 1	
1.50	ES 2	

Strata

Description	Depth, *Level* (Thickness)	Legend	Backfill/ Instruments
1 (MADE GROUND) Soft brown sandy gravelly SILT with medium cobble content. Sand is fine to coarse. Gravel is subangular to subrounded, fine to coarse of sandstone, brick and concrete. Cobbles are subangular to subrounded of sandstone, brick and concrete. Occasional rootlets. (VO = 0,0)	(0.30) 0.30		
2 Soft medium brown mottled bluish grey slightly sandy gravelly SILT with medium cobble content. Sand is fine to medium. Gravel is subangular to subrounded, fine to coarse of sandstone. Cobbles are subangular to subrounded of sandstone. (VO = 3,3)	(1.80)		
2.10 m Bedrock. EXPLORATORY HOLE ENDS AT 2.10 m	2.10		

Depth	Type & No.	Records Date

Groundwater Entries

No.	Struck (m)	Post Strike Behaviour

Depth Related Remarks *

From **to (m)**

Stability Stable

Shoring None

Weather Cloudy

Notes: For explanation of symbols and abbreviations see key sheet. All depths and reduced levels in metres. Stratum thickness given in brackets in depth column.

Scale 1:25

(c) ESG www.esg.co.uk
426.4806/03/2015 13:36:23

Project Coed Darcy Sitewide Trial Pitting

Project No. H4039-14

Carried out for St Modwen Developments Limited

Trial Pit

TPE3408

Sheet 1 of 1

Trial Pit Log

Logged NK **Checked** AP	**Start** 15/01/2015 **End** 15/01/2015	**Equipment, Methods and Remarks** Komatsu PC210 Machine excavated trial pit from GL to 2.1m Terminated on bedrock.	**Dimensions and Orientation** Width 1.00 m Length 2.50 m	**Ground Level** - **Coordinates** - **National Grid** - **Chainage**

Samples and Tests

Strata

Depth	Type & No.	Date Records	Description	Depth, *Level* (Thickness)	Legend	Backfill/ Instruments
			1 (MADE GROUND) Soft medium brown sandy gravelly SILT with medium cobble content. Sand is fine to coarse. Gravel is subangular to subrounded, fine to coarse of sandstone, concrete and brick. Cobbles are subangular to subrounded of sandstone, brick and concrete. Occasional rootlets. (VO = 0,0)	(0.30) 0.30		
0.50	ES 1		2 Firm medium grey slightly sandy gravelly SILT with medium cobble content. Sand is fine to medium. Gravel is subangular to subrounded, fine to coarse of sandstone. Cobbles are subangular to subrounded of sandstone. (VO = 3,3)	(1.80)		
1.50	ES 2					
			2.10 m Bedrock. EXPLORATORY HOLE ENDS AT 2.10 m	2.10		
Depth	**Type & No.**	**Records Date**				

Groundwater Entries

No.	Struck (m)	Post Strike Behaviour

None observed (see Key Sheet)

Depth Related Remarks *

From to (m)

Stability Stable

Shoring None

Weather Rain

Notes: For explanation of symbols and abbreviations see key sheet. All depths and reduced levels in metres. Stratum thickness given in brackets in depth column.

Scale 1:25

(c) ESG www.esg.co.uk
426.4806/03/2015 13:36:26

Project Coed Darcy Sitewide Trial Pitting

Project No. H4039-14

Carried out for St Modwen Developments Limited

Trial Pit

TPE3409

Trial Pit Log

ESG Environmental Scientifics Group

Logged AW **Checked** AP	**Start** 15/01/2015 **End** 15/01/2015	**Equipment, Methods and Remarks** Komatsu PC210 Machine excavated trial pit from GL to 1.0m Terminated on concrete.	**Dimensions and Orientation** Width 1.50 m Length 3.00 m A B C D	**Ground Level** - **Coordinates** - **National Grid** - **Chainage**

Samples and Tests

Strata

Depth	Type & No.	Date Records	Description	Depth, *Level* (Thickness)	Legend	Backfill/ Instruments
0.50	ES 1		1 (MADE GROUND) Dark brown gravelly sandy SILT with medium cobble content. Gravel is subangular to subrounded, fine to coarse of sandstone, brick and concrete. Sand is fine to coarse. Cobbles are subangular to subrounded of sandstone, brick and concrete. (VO = 2,1)	(1.00)		
			EXPLORATORY HOLE ENDS AT 1.00 m 1.00 m Grey concrete.	1.00		

Depth	Type & No.	Records Date

Groundwater Entries

No. Struck (m)	Post Strike Behaviour

None observed (see Key Sheet)

Depth Related Remarks *

From to (m)

Stability Stable

Shoring None

Weather Rain

Notes: For explanation of symbols and abbreviations see key sheet. All depths and reduced levels in metres. Stratum thickness given in brackets in depth column.

Scale 1:25

(c) ESG www.esg.co.uk
426.4806/03/2015 13:36:30

AGS

Project Coed Darcy Sitewide Trial Pitting

Project No. H4039-14

Carried out for St Modwen Developments Limited

Trial Pit

TPE3410

Sheet 1 of 1

Trial Pit Log

Logged AJ **Checked** AP	**Start** 19/03/2015 **End** 19/03/2015	**Equipment, Methods and Remarks** Komatsu PC210 Machine excavated trial pit from GL to 3.80m. Terminated on bedrock.	**Dimensions and Orientation** Width 1.60 m Length 3.50 m A / D / B / C

Ground Level -
Coordinates -
National Grid -
Chainage

Samples and Tests

Depth	Type & No.	Date Records
0.50	ES 1	
1.50	ES 2	
2.50	ES 3	
3.50	ES 4	

Strata

Description	Depth, *Level* (Thickness)	Legend	Backfill/ Instruments
1 (MADE GROUND) Orangish brown gravelly slightly clayey fine to coarse SAND. Gravel is subangular to subrounded, fine to coarse of sandstone. (VO = 0,0)	(1.30)		
1.00 m Face B: Concrete slab.			
2 Grey gravelly slightly clayey fine to coarse SAND. Gravel is subangular to subrounded, fine to coarse of sandstone. (VO = 2,2)	1.30 (2.10)		
3 Brown sandy slightly clayey subangular to subrounded fine to coarse GRAVEL of sandstone with medium cobble content. Cobbles are subangular to subrounded of sandstone. Sand is fine to coarse. (VO = 0,0)	3.40 (0.40)		
3.80 m Bedrock.	3.80		
EXPLORATORY HOLE ENDS AT 3.80 m			

Depth	Type & No.	Records Date

Groundwater Entries

No. Struck (m)	Post Strike Behaviour

None observed (see Key Sheet)

Depth Related Remarks *

From to (m)

Stability Stable

Shoring None

Weather Dry

Notes: For explanation of symbols and abbreviations see key sheet. All depths and reduced levels in metres. Stratum thickness given in brackets in depth column.

Scale 1:25

(c) ESG www.esg.co.uk
426.4820/04/2015 15:04:28

Project Coed Darcy Sitewide Trial Pitting
Project No. H4039-14
Carried out for St Modwen Developments Limited

Trial Pit
TPE3449
Sheet 1 of 1

Trial Pit Log

ESG Environmental Scientifics Group

Logged AW **Checked** AP	**Start** 15/01/2015 **End** 15/01/2015	**Equipment, Methods and Remarks** Komatsu PC210 Machine excavated trial pit from GL to 1.8m Terminated on bedrock.	**Dimensions and Orientation** Width 1.50 m Length 3.00 m A / D / B / C	**Ground Level** - **Coordinates** - **National Grid** - **Chainage**

Samples and Tests

Strata

Depth	Type & No.	Date Records	Description	Depth, *Level* (Thickness)	Legend	Backfill/ Instruments
			1 Brown slightly gravelly SILT. Gravel is subangular to subrounded, fine to coarse of sandstone. Moderate roots and rootlets. (VO = 2,3)	(0.30)		
				0.30		
0.50	ES 1		2 Firm greyish brown moderately stained black gravelly sandy CLAY with medium cobble content. Gravel is subangular to subrounded, fine to coarse of sandstone. Sand is fine to coarse. Cobbles are subangular to subrounded of sandstone. (VO = 4,3)	(1.50)		
1.50	ES 2					
			EXPLORATORY HOLE ENDS AT 1.80 m 1.80 m Grey weathered bedrock.	1.80		
Depth	**Type & No.**	**Records Date**				

Groundwater Entries

No.	Struck (m)	Post Strike Behaviour

None observed (see Key Sheet)

Depth Related Remarks *

From to (m)

Stability Stable

Shoring None

Weather Rain

Notes: For explanation of symbols and abbreviations see key sheet. All depths and reduced levels in metres. Stratum thickness given in brackets in depth column.

Scale 1:25

(c) ESG www.esg.co.uk
426.4806/03/2015 13:36:40

AGS

Project Coed Darcy Sitewide Trial Pitting

Project No. H4039-14

Carried out for St Modwen Developments Limited

Trial Pit

TPE3450

Trial Pit Log

ESG Environmental Scientifics Group

Logged NK **Checked** AP	**Start** 15/01/2015 **End** 15/01/2015	**Equipment, Methods and Remarks** Komatsu PC210 Machine excavated trial pit from GL to 2.0m Terminated on bedrock.	**Dimensions and Orientation** Width 1.00 m Length 2.00 m A / D / B / C	**Ground Level** - **Coordinates** - **National Grid** - **Chainage**

Samples and Tests

Strata

Depth	Type & No.	Date Records	Description	Depth, *Level* (Thickness)	Legend	Backfill/ Instruments
0.50	ES 1		1 (MADE GROUND) Soft dark brown sandy gravelly SILT with medium cobble content. Sand is fine to coarse. Gravel is subangular to subrounded, fine to coarse of sandstone, brick and clinker. Cobbles are subangular to subrounded of sandstone, brick and concrete. (VO = 2,3)	(2.00)		
1.50	ES 2					
			EXPLORATORY HOLE ENDS AT 2.00 m 2.00 m Sandstone bedrock.	2.00		
Depth	**Type & No.**	**Records Date**				

Groundwater Entries

No.	Struck (m)	Post Strike Behaviour

Depth Related Remarks *

From to (m)

Stability Stable

Shoring None

Weather Cloudy

Notes: For explanation of symbols and abbreviations see key sheet. All depths and reduced levels in metres. Stratum thickness given in brackets in depth column.

Scale 1:25

(c) ESG www.esg.co.uk
426.4806/03/2015 13:36:44

Project Coed Darcy Sitewide Trial Pitting

Project No. H4039-14

Carried out for St Modwen Developments Limited

Trial Pit

TPE3451

Sheet 1 of 1

Trial Pit Log

Logged AJ **Checked** AP	**Start** 19/03/2015 **End** 19/03/2015	**Equipment, Methods and Remarks** Komatsu PC210 Machine excavated trial pit from GL to 4.80m. Terminated at maximum reach of excavator.	**Dimensions and Orientation** Width 1.60 m Length 3.50 m 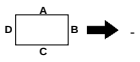	**Ground Level** - **Coordinates** - **National Grid** - **Chainage**

Samples and Tests

Depth	Type & No.	Date Records
0.50	ES 1	
1.50	ES 2	
2.50	ES 3	
3.50	ES 4	
4.50	ES 5	

Strata

Description	Depth, *Level* (Thickness)	Legend	Backfill/ Instruments
1 (MADE GROUND) Orangish brown gravelly clayey fine to coarse SAND. Gravel is subangular to subrounded, fine to coarse of sandstone. Occasional pockets of black ash and clinker. (VO = 0,0)	(1.30)		
2 Firm grey sandy slightly gravelly CLAY. Sand is fine to coarse. Gravel is subangular to subrounded, fine to coarse of sandstone. (VO = 2,2)	1.30 (0.70)		
3 Brownish grey gravelly slightly clayey fine to coarse SAND. Gravel is subangular to subrounded, fine to coarse of sandstone. (VO = 2,3)	2.00 (2.80)		
EXPLORATORY HOLE ENDS AT 4.80 m	4.80		

Depth	Type & No.	Records Date

Groundwater Entries

No. Struck (m)	Post Strike Behaviour
None observed (see Key Sheet)	

Depth Related Remarks *

From to (m)

Stability Stable

Shoring None

Weather Dry

Notes: For explanation of symbols and abbreviations see key sheet. All depths and reduced levels in metres. Stratum thickness given in brackets in depth column.

Scale 1:25

(c) ESG www.esg.co.uk
426.4820/04/2015 15:04:31

Project Coed Darcy Sitewide Trial Pitting

Project No. H4039-14

Carried out for St Modwen Developments Limited

Trial Pit

TPE3452

Sheet 1 of 1

Trial Pit Log

ESG Environmental Scientifics Group

Logged CB **Checked** AP	**Start** 09/02/2015 **End** 09/02/2015	**Equipment, Methods and Remarks** Komatsu PC210 Machine excavated trial pit from GL to 3.00m Terminated on bedrock	**Dimensions and Orientation** Width 1.50 m Length 3.00 m A B C D	**Ground Level** - **Coordinates** - **National Grid** - **Chainage**

Samples and Tests

Depth	Type & No.	Date Records
0.50	ES 1	
1.50	ES 2	
2.50	ES 3	

Strata

Description	Depth, *Level* (Thickness)
1 (MADE GROUND) Soft dark brown slightly gravelly sandy SILT with medium cobble content. Gravel is angular to subrounded fine to coarse of sandstone and occasional brick. Cobbles are subangular to subrounded of sandstone and occasional brick. Frequent roots and rootlets. (VO = 0,0)	(0.50)
2 (MADE GROUND) Very soft bluish brown frequently stained black slightly gravelly slightly sandy CLAY. Gravel is angular to subrounded fine to coarse of sandstone and occasional brick. Sand is medium to coarse. Cobbles are subangular to subrounded of sandstone and occsaional brick. (VO = 3,3)	0.50 (1.00)
3 Soft light bluish brown gravelly CLAY with medium cobble content. Gravel is angular to subrounded fine to coarse of sandstone. Cobbles are subangular to subrounded occasionally tabular of sandstone. (VO = 4,3)	1.50 (1.50)
3.00 m Bedrock EXPLORATORY HOLE ENDS AT 3.00 m	3.00

Legend: 1

Backfill/ Instruments

Depth	Type & No.	Records Date

Groundwater Entries

No.	Struck (m)	Post Strike Behaviour
1	2.00	Moderate inflow from corner of pit with hydrocarbon sheen

Depth Related Remarks *

From to (m)

Stability Slight collapse at 2.00m due to water

Shoring None

Weather Sunny

Notes: For explanation of symbols and abbreviations see key sheet. All depths and reduced levels in metres. Stratum thickness given in brackets in depth column.

Scale 1:25

(c) ESG www.esg.co.uk
426.4819/02/2015 13:34:07

Project Coed Darcy Sitewide Trial Pitting

Project No. H4039-14

Carried out for St Modwen Developments Limited

Trial Pit

TPE3453

Trial Pit Log

Logged LF **Checked** AP	**Start** 09/01/2015 **End** 09/01/2015	**Equipment, Methods and Remarks** Komatsu PC210 Machine excavated trial pit from GL to 3.5m Unable to progress through cobbles.	**Dimensions and Orientation** Width 1.60 m Length 3.00 m	**Ground Level** - **Coordinates** - **National Grid** - **Chainage**

Samples and Tests

Depth	Type & No.	Date Records
		*

Strata

Description	Depth, *Level* (Thickness)	Legend	Backfill/ Instruments
1 (MADE GROUND) Brown sandy clayey angular to subangular, fine to coarse GRAVEL of sandstone, brick and concrete. Sand is fine to coarse. (VO = 0,0)	(0.80)		
2 Grey heavily stained dark grey sandy clayey angular to subrounded, fine to coarse GRAVEL of sandstone with low cobble content. Cobbles are angular to subrounded of sandstone. (VO = 4,4)	0.80 (2.70)	1	
2.00 m Becoming medium cobble content.			
3.40 m 1 no boulder (400 x 450mm) rounded of sandstone.			
EXPLORATORY HOLE ENDS AT 3.50 m	3.50		

Depth	Type & No.	Records Date

Groundwater Entries

No.	Struck (m)	Post Strike Behaviour
1	1.00	Slight seepage from all sides.

Depth Related Remarks *

From	to (m)	
0.00	3.50	No Samples Obtained.

Stability Stable

Shoring None

Weather Rain

Notes: For explanation of symbols and abbreviations see key sheet. All depths and reduced levels in metres. Stratum thickness given in brackets in depth column.

Scale 1:25

(c) ESG www.esg.co.uk
426.4816/03/2015 15:11:02

Project Coed Darcy Sitewide Trial Pitting

Project No. H4039-14

Carried out for St Modwen Developments Limited

Trial Pit

TPE3454

Sheet 1 of 1

Trial Pit Log

Logged AW **Checked** AP	**Start** 09/01/2015 **End** 09/01/2015	**Equipment, Methods and Remarks** Komatsu PC210 Machine excavated trial pit from GL to 2.4m Terminated on bedrock.	**Dimensions and Orientation** Width 1.50 m Length 3.00 m A B C D	**Ground Level** - **Coordinates** - **National Grid** - **Chainage**

Samples and Tests

Strata

Depth	Type & No.	Date Records	Description	Depth, *Level* (Thickness)	Legend	Backfill/ Instruments
0.50	ES 1		1 Orange slightly gravelly slightly sandy SILT with low cobble content. Gravel is subangular to subrounded, fine to coarse of sandstone. Sand is fine. Cobbles are subangular to subrounded of sandstone. Moderate roots and rootlets. (VO = 0,0)	(1.00)		
1.50	ES 2		2 Orangish brown moderately stained black gravelly slightly clayey, fine to coarse SAND with low cobble content. Gravel is subangular to subrounded, fine to coarse of sandstone. Cobbles are subangular to subrounded of sandstone. (VO = 2,2) becoming (VO = 4,3) from 2.0m	1.00 (1.40)		
			EXPLORATORY HOLE ENDS AT 2.40 m 2.40 m Grey weathered bedrock.	2.40		
Depth	**Type & No.**	**Records Date**				

Groundwater Entries

No. Struck (m)	Post Strike Behaviour
None observed (see Key Sheet)	

Depth Related Remarks *

From to (m)

Stability Stable

Shoring None

Weather Rain

Notes: For explanation of symbols and abbreviations see key sheet. All depths and reduced levels in metres. Stratum thickness given in brackets in depth column.

Scale 1:25

(c) ESG www.esg.co.uk
426.4816/03/2015 15:11:07

Project Coed Darcy Sitewide Trial Pitting

Project No. H4039-14

Carried out for St Modwen Developments Limited

Trial Pit

TPE3455

Trial Pit Log

Logged AW **Checked** AP	**Start** 13/01/2015 **End** 13/01/2015	**Equipment, Methods and Remarks** Komatsu PC210 Machine excavated trial pit from GL to 2.1m Terminated on bedrock.	**Dimensions and Orientation** Width 1.50 m Length 3.00 m A D B C	**Ground Level** - **Coordinates** - **National Grid** - **Chainage**

Samples and Tests

Depth	Type & No.	Date Records
0.50	ES 1	
1.50	ES 2	

Strata

Description	Depth, *Level* (Thickness)	Legend	Backfill/ Instruments
1 (MADE GROUND) Orangish brown occasionally stained black gravelly slightly sandy SILT with low cobble content. Gravel is subangular to subrounded, fine to coarse of sandstone and occasional brick and concrete. Sand is fine. Cobbles are subangular to subrounded of sandstone and occasional brick and concrete. Occasional roots and rootlets. (VO = 2,1)	(1.40)		
2 Bluish grey gravelly slightly clayey, fine to coarse SAND with low cobble content. Gravel is subangular to subrounded, fine to coarse of sandstone. Cobbles are subangular to subrounded of sandstone. (VO = 4,3)	1.40 (0.70)		
EXPLORATORY HOLE ENDS AT 2.10 m 2.10 m Grey weathered bedrock.	2.10		

Depth	Type & No.	Records Date

Groundwater Entries

No. Struck (m)	Post Strike Behaviour
None observed (see Key Sheet)	

Depth Related Remarks *

From to (m)

Stability Stable

Shoring None

Weather Rain

Notes: For explanation of symbols and abbreviations see key sheet. All depths and reduced levels in metres. Stratum thickness given in brackets in depth column.

Scale 1:25

(c) ESG www.esg.co.uk
426.4816/03/2015 15:11:11

Project Coed Darcy Sitewide Trial Pitting

Project No. H4039-14

Carried out for St Modwen Developments Limited

Trial Pit

TPE3456

Trial Pit Log

Logged AW **Checked** AP	**Start** 13/01/2015 **End** 13/01/2015	**Equipment, Methods and Remarks** Komatsu PC210 Machine excavated trial pit from GL to 2.4m Terminated on bedrock.	**Dimensions and Orientation** Width 1.50 m Length 3.00 m A D B C	**Ground Level** - **Coordinates** - **National Grid** - **Chainage**

Samples and Tests

Strata

Depth	Type & No.	Date Records	Description	Depth, *Level* (Thickness)	Legend	Backfill/ Instruments
			1 Orangish brown occasionally stained black slightly gravelly slightly sandy SILT with low cobble content. Gravel is subangular to subrounded, fine to coarse of sandstone. Sand is fine. Cobbles are subangular to subrounded of sandstone. (VO = 2,1) 0.00-0.50 m Moderate roots and rootlets.	(2.40)		
0.50	ES 1					
1.50	ES 2					
			EXPLORATORY HOLE ENDS AT 2.40 m 2.40 m Grey weathered bedrock.	2.40		
Depth	**Type & No.**	**Records Date**				

Groundwater Entries

No. Struck (m)	Post Strike Behaviour
None observed (see Key Sheet)	

Depth Related Remarks *

From to (m)

Stability Stable

Shoring None

Weather Rain

Notes: For explanation of symbols and abbreviations see key sheet. All depths and reduced levels in metres. Stratum thickness given in brackets in depth column.

Scale 1:25

(c) ESG www.esg.co.uk
426.4816/03/2015 15:11:20

Project Coed Darcy Sitewide Trial Pitting

Project No. H4039-14

Carried out for St Modwen Developments Limited

Trial Pit

TPE3457

Trial Pit Log

Logged AW **Checked** AP	**Start** 14/01/2015 **End** 14/01/2015	**Equipment, Methods and Remarks** Komatsu PC210 Machine excavated trial pit from GL to 2.3m Terminated on bedrock.	**Dimensions and Orientation** Width 1.50 m Length 3.00 m A B C D	**Ground Level** - **Coordinates** - **National Grid** - **Chainage**

Samples and Tests

Strata

Depth	Type & No.	Date Records	Description	Depth, *Level* (Thickness)	Legend	Backfill/ Instruments
			1 (MADE GROUND) Orange gravelly slightly sandy SILT with low cobble content. Gravel is subangular to subrounded, fine to coarse of sandstone and occasional brick. Sand is fine. Cobbles are subangular to subrounded of sandstone. (VO = 0,0) 0.00-0.50 m Moderate roots and rootlets.	(1.80)		
1.00	ES 1					
			2 Bluish grey gravelly clayey, fine SAND with low cobble content. Gravel is subangular to subrounded, fine to coarse of sandstone. Cobbles are subangular to subrounded of sandstone. (VO = 3,2)	1.80 (0.50)		
2.00	ES 2					
			EXPLORATORY HOLE ENDS AT 2.30 m 2.30 m Grey weathered bedrock.	2.30		
Depth	**Type & No.**	**Records Date**				

Groundwater Entries

No.	Struck (m)	Post Strike Behaviour
None observed (see Key Sheet)		

Depth Related Remarks *

From to (m)

Stability Stable

Shoring None

Weather Sunny

Notes: For explanation of symbols and abbreviations see key sheet. All depths and reduced levels in metres. Stratum thickness given in brackets in depth column.

Scale 1:25

(c) ESG www.esg.co.uk
426.4817/03/2015 09:56:01

Project Coed Darcy Sitewide Trial Pitting

Project No. H4039-14

Carried out for St Modwen Developments Limited

Trial Pit

TPE3458

Trial Pit Log

Logged AW **Checked** AP	**Start** 14/01/2015 **End** 14/01/2015	**Equipment, Methods and Remarks** Komatsu PC210 Machine excavated trial pit from GL to 1.8m Terminated on bedrock.	**Dimensions and Orientation** Width 1.50 m Length 3.00 m A B C D	**Ground Level** - **Coordinates** - **National Grid** - **Chainage**

Samples and Tests

Strata

Depth	Type & No.	Date Records	Description	Depth, *Level* (Thickness)	Legend	Backfill/ Instruments
			1 (MADE GROUND) 0.00-0.50 m Moderate roots and rootlets. Orangish brown gravelly slightly sandy SILT with low cobble content. Gravel is subangular to subrounded, fine to coarse of sandstone and occasional brick and concrete. Sand is fine. Cobbles are subangular to subrounded of sandstone and occasional brick. (VO = 0,0)	(1.80)		
0.50	ES 1					
1.50	ES 2					1
			EXPLORATORY HOLE ENDS AT 1.80 m 1.80 m Grey weathered bedrock.	1.80		
Depth	**Type & No.**	**Records Date**				

Groundwater Entries

No.	Struck (m)	Post Strike Behaviour
1	1.30	Seepage

Depth Related Remarks *
From to (m)

Stability Stable
Shoring None
Weather Sunny

Notes: For explanation of symbols and abbreviations see key sheet. All depths and reduced levels in metres. Stratum thickness given in brackets in depth column.

Scale 1:25

(c) ESG www.esg.co.uk
426.4817/03/2015 09:56:04

Project Coed Darcy Sitewide Trial Pitting
Project No. H4039-14
Carried out for St Modwen Developments Limited

Trial Pit
TPE3459
Sheet 1 of 1

Trial Pit Log

Logged AW **Checked** AP	**Start** 14/01/2015 **End** 14/01/2015	**Equipment, Methods and Remarks** Komatsu PC210 Machine excavated trial pit from GL to 2.3m Terminated on bedrock.	**Dimensions and Orientation** Width 1.50 m Length 3.00 m A B C D
Ground Level - **Coordinates** - **National Grid** - **Chainage**			

Samples and Tests

Depth	Type & No.	Date Records
1.00	ES 1	
2.00	ES 2	

Strata

Description	Depth, *Level* (Thickness)	Legend	Backfill/ Instruments
1 (MADE GROUND) Orange moderately stained black gravelly slightly sandy SILT with low cobble content. Gravel is subangular to subrounded, fine to coarse of sandstone and occasional brick and concrete. Sand is fine. Cobbles are subangular to subrounded of sandstone and occasional brick and concrete. (VO = 0,0) becoming (VO = 4,4) in boulder sized pockets. 0.00-0.50 m Moderate roots and rootlets. 0.50 m Metal pipe (200mm diameter).	(1.80)		
2 Soft greyish brown moderately stained black gravelly sandy CLAY with low cobble content. Gravel is subangular to subrounded, fine to coarse of sandstone. Sand is fine to coarse. Cobbles are subangular to subrounded of sandstone. (VO = 3,3)	1.80 (0.50)		
2.30 m Bedrock. EXPLORATORY HOLE ENDS AT 2.30 m	2.30		

Depth	Type & No.	Records Date

Groundwater Entries

No.	Struck (m)	Post Strike Behaviour
1	0.50	Seepage from burst metal pipe.

Depth Related Remarks *

From to (m)

Stability Stable

Shoring None

Weather Sunny

Notes: For explanation of symbols and abbreviations see key sheet. All depths and reduced levels in metres. Stratum thickness given in brackets in depth column.

Scale 1:25

(c) ESG www.esg.co.uk
426.4817/03/2015 09:56:07

Project Coed Darcy Sitewide Trial Pitting

Project No. H4039-14

Carried out for St Modwen Developments Limited

Trial Pit

TPE3489

Trial Pit Log

Logged AW **Checked** AP	**Start** 14/01/2015 **End** 14/01/2015	**Equipment, Methods and Remarks** Komatsu PC210 Machine excavated trial pit from GL to 3.3m Terminated on bedrock.	**Dimensions and Orientation** Width 1.50 m Length 3.00 m A B C D	**Ground Level** - **Coordinates** - **National Grid** - **Chainage**

Samples and Tests

Depth	Type & No.	Date Records
0.50	ES 1	
1.50	ES 2	
2.50	ES 3	

Strata

Description	Depth, *Level* (Thickness)	Legend	Backfill/ Instruments
1 (MADE GROUND) Orangish brown gravelly slightly sandy SILT with low cobble content. Gravel is subangular to subrounded, fine to coarse of sandstone and occasional brick. Sand is fine. Cobbles are subangular to subrounded of sandstone and occasional brick. (VO = 0,0) 0.00-0.50 m Occasional roots and rootlets.	(3.30)		
EXPLORATORY HOLE ENDS AT 3.30 m 3.30 m Grey weathered bedrock.	3.30		

Depth	Type & No.	Records Date

Groundwater Entries

No.	Struck (m)	Post Strike Behaviour
None observed (see Key Sheet)		

Depth Related Remarks *

From to (m)

Stability Stable

Shoring None

Weather Sunny

Notes: For explanation of symbols and abbreviations see key sheet. All depths and reduced levels in metres. Stratum thickness given in brackets in depth column.

Scale 1:25

(c) ESG www.esg.co.uk
426.4817/03/2015 09:56:11

Project Coed Darcy Sitewide Trial Pitting

Project No. H4039-14

Carried out for St Modwen Developments Limited

Trial Pit

TPE3490

Trial Pit Log

Logged AW **Checked** AP	**Start** 13/01/2015 **End** 13/01/2015	**Equipment, Methods and Remarks** Komatsu PC210 Machine excavated trial pit from GL to 2.3m Terminated on bedrock.	**Dimensions and Orientation** Width 1.50 m Length 3.00 m A D B C	**Ground Level** - **Coordinates** - **National Grid** - **Chainage**

Samples and Tests

Strata

Depth	Type & No.	Date Records	Description	Depth, *Level* (Thickness)	Legend	Backfill/ Instruments
0.50	ES 1		1 (MADE GROUND) Orangish brown slightly gravelly slightly sandy SILT with low cobble content. Gravel is subangular to subrounded, fine to coarse of sandstone, concrete and brick. Sand is fine. Cobbles are subangular to subrounded of sandstone, brick and concrete. (VO = 0,0) 0.00-0.50 m Moderate roots and rootlets.	(1.30)		
1.50	ES 2		2 Orangish brown silty sandy subrounded, fine to coarse GRAVEL of sandstone with medium cobble content. Sand is fine to coarse. Cobbles are subrounded of sandstone. (VO = 0,0)	1.30 (1.00)		
			EXPLORATORY HOLE ENDS AT 2.30 m 2.30 m Grey weathered bedrock.	2.30		
Depth	**Type & No.**	**Records Date**				

Groundwater Entries

No. Struck (m)	Post Strike Behaviour
None observed (see Key Sheet)	

Depth Related Remarks *
From to (m)

Stability Stable
Shoring None
Weather Sunny

Notes: For explanation of symbols and abbreviations see key sheet. All depths and reduced levels in metres. Stratum thickness given in brackets in depth column.

Scale 1:25

(c) ESG www.esg.co.uk
426.4816/03/2015 15:11:23

Project Coed Darcy Sitewide Trial Pitting
Project No. H4039-14
Carried out for St Modwen Developments Limited

Trial Pit
TPE3491
Sheet 1 of 1

Trial Pit Log

Logged AW **Checked** AP	**Start** 09/01/2015 **End** 09/01/2015	**Equipment, Methods and Remarks** Komatsu PC210 Machine excavated trial pit from GL to 3.0m Terminated on bedrock.	**Dimensions and Orientation** Width 1.50 m Length 3.00 m 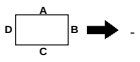	**Ground Level** - **Coordinates** - **National Grid** - **Chainage**

Samples and Tests

Depth	Type & No.	Date Records
0.50	ES 1	
1.50	ES 2	
2.50	ES 3	

Strata

Description	Depth, *Level* (Thickness)	Legend	Backfill/ Instruments
1 (MADE GROUND) Orange slightly gravelly sandy SILT with low cobble content. Gravel is subangular to subrounded, fine to coarse of sandstone and occasional brick. Sand is fine to medium. Cobbles are subangular to subrounded of sandstone. Moderate roots and rootlets in top 0.5m. (VO = 0,0)	(2.10)		
2 Bluish grey gravelly slightly clayey, fine to coarse SAND with low cobble content. Gravel is subangular to subrounded, fine to coarse of sandstone. Cobbles are subangular to subrounded of sandstone. (VO = 4,3)	2.10 (0.90)		
EXPLORATORY HOLE ENDS AT 3.00 m 3.00 m Grey weathered bedrock.	3.00		

Depth	Type & No.	Records Date

Groundwater Entries

No.	Struck (m)	Post Strike Behaviour

None observed (see Key Sheet)

Depth Related Remarks *

From to (m)

Stability Stable

Shoring None

Weather Rain

Notes: For explanation of symbols and abbreviations see key sheet. All depths and reduced levels in metres. Stratum thickness given in brackets in depth column.

Scale 1:25

(c) ESG www.esg.co.uk
426.4816/03/2015 15:11:27

Project Coed Darcy Sitewide Trial Pitting

Project No. H4039-14

Carried out for St Modwen Developments Limited

Trial Pit

TPE3492

Trial Pit Log

Logged AW **Checked** AP	**Start** 09/01/2015 **End** 09/01/2015	**Equipment, Methods and Remarks** KomatsuPC210 Machine excavated trial pit from GL to 1.9m Terminated on bedrock.	**Dimensions and Orientation** Width 1.50 m Length 3.00 m A / D / B / C	**Ground Level** - **Coordinates** - **National Grid** - **Chainage**

Samples and Tests

Depth	Type & No.	Date Records
0.50	ES 1	
1.50	ES 2	

Strata

Description	Depth, *Level* (Thickness)	Legend	Backfill/ Instruments
1 (MADE GROUND) Orangish brown moderately stained brick slightly gravelly slightly sandy SILT with low cobble content. Gravel is subangular to subrounded, fine to coarse of sandstone and occasional brick. Sand is fine. Cobbles are subangular to subrounded of sandstone and occasional brick. Occasional roots and rootlets. (VO = 2,2)	(0.60)		
2 Bluish grey gravelly slightly clayey, fine to coarse SAND with low cobble content. Gravel is subangular to subrounded, fine to coarse of sandstone. Cobbles are subangular to subrounded of sandstone. (VO = 4,3)	0.60 (1.30)		
EXPLORATORY HOLE ENDS AT 1.90 m 1.90 m Grey weathered bedrock.	1.90		

Depth	Type & No.	Records Date

Groundwater Entries

No. Struck (m)	Post Strike Behaviour

None observed (see Key Sheet)

Depth Related Remarks *

From to (m)

Stability Stable

Shoring None

Weather Cloudy

Notes: For explanation of symbols and abbreviations see key sheet. All depths and reduced levels in metres. Stratum thickness given in brackets in depth column.

Scale 1:25

(c) ESG www.esg.co.uk
426.4816/03/2015 15:11:37

Project Coed Darcy Sitewide Trial Pitting

Project No. H4039-14

Carried out for St Modwen Developments Limited

Trial Pit

TPE3493

Trial Pit Log

Logged AW **Checked** AP	**Start** 09/01/2015 **End** 09/01/2015	**Equipment, Methods and Remarks** Komatsu PC210 Machine excavated trial pit from GL to 2.40m. Terminated at bedrock.	**Dimensions and Orientation** Width 1.50 m Length 3.00 m A / D / B / C	**Ground Level** - **Coordinates** - **National Grid** - **Chainage**

Samples and Tests

Depth	Type & No.	Date Records
0.50	ES 1	
1.50	ES 2	

Strata

Description	Depth, *Level* (Thickness)	Legend	Backfill/ Instruments
1 Orange slightly gravelly slightly sandy SILT with low cobble content. Gravel is subangular to subrounded fine to coarse of sandstone. Sand is fine. Cobbles are subangular to subrounded of sandstone. Occasional roots and rootlets. (VO = 0,0)	(0.90)	1	
2 Bluish grey gravelly slightly clayey fine to coarse SAND with low cobbles content. Gravel is subangular to subrounded fine to coarse of sandstone. Cobbles are subangular to subrounded occasionally tabular of sandstone. (VO = 4,3)	0.90 (1.50)		
EXPLORATORY HOLE ENDS AT 2.40 m 2.40 m Weathered bedrock.	2.40		

Depth	Type & No.	Records Date

Groundwater Entries

No.	Struck (m)	Post Strike Behaviour
1	0.90	Seepage.

Depth Related Remarks *

From to (m)

Stability Stable

Shoring None

Weather Cloudy

Notes: For explanation of symbols and abbreviations see key sheet. All depths and reduced levels in metres. Stratum thickness given in brackets in depth column.

Scale 1:25

(c) ESG www.esg.co.uk
426.4809/03/2015 14:11:51

Project Coed Darcy Sitewide Trial Pitting

Project No. H4039-14

Carried out for St Modwen Developments Limited

Trial Pit

TPE3494

Trial Pit Log

Logged NK **Checked** AP	**Start** 19/03/2015 **End** 19/03/2015	**Equipment, Methods and Remarks** Komatsu PC210 Machine excavated trial pit from GL to 4.20m. Terminated on concrete.	**Dimensions and Orientation** Width 1.00 m Length 2.50 m A / D / B / C	**Ground Level** - **Coordinates** - **National Grid** - **Chainage**

Samples and Tests

Depth	Type & No.	Date Records
0.50	ES 1	
1.50	ES 2	
2.50	ES 3	
3.50	ES 4	

Strata

Description	Depth, *Level* (Thickness)	Legend	Backfill/ Instruments
1 (MADE GROUND) Dark brown silty gravelly fine to coarse SAND with medium cobble content. Gravel is subangular to subrounded fine to coarse of sandstone, concrete and brick. (VO = 0,0)	(0.40)		
2 (MADE GROUND) Soft yellowish brown slightly gravelly CLAY with low cobble content. Gravel is subangular to subrounded fine to coarse of sandstone. Cobbles are subangular to subrounded of sandstone. Occassional rootlets. (VO = 0,0)	0.40 (1.60)		
3 (MADE GROUND) Firm brown mottled light greyish light brown sandy gravelly SILT with medium cobble content. Sand is fine to medium. Gravel is subangular to subrounded fine to coarse of sandstone. Cobbles are subangular to subrounded of sandstone. (VO = 2,3)	2.00 (2.20)		
EXPLORATORY HOLE ENDS AT 4.20 m 4.20 m Concrete.	4.20	1	

Depth	Type & No.	Records Date

Groundwater Entries

No.	Struck (m)	Post Strike Behaviour
1	4.20	Pooling at base.

Depth Related Remarks *
From to (m)

Stability Stable
Shoring None
Weather Sunny

Notes: For explanation of symbols and abbreviations see key sheet. All depths and reduced levels in metres. Stratum thickness given in brackets in depth column.

Scale 1:25

(c) ESG www.esg.co.uk
426.4820/04/2015 15:05:12

Project Coed Darcy Sitewide Trial Pitting
Project No. H4039-14
Carried out for St Modwen Developments Limited

Trial Pit
TPE3544
Sheet 1 of 1

Trial Pit Log

PRELIMINARY

Logged NK **Checked**	**Start** 08/01/2015 **End** 08/01/2015	**Equipment, Methods and Remarks** Komatsu PC210 Machine excavated trial pit from GL to 0.7m Terminated due to pipe.	**Dimensions and Orientation** Width 1.00 m Length 3.00 m A D B C -	**Ground Level** - **Coordinates** - **National Grid** - **Chainage**

Samples and Tests

Strata

Depth	Type & No.	Date Records	Description	Depth, *Level* (Thickness)	Legend	Backfill/ Instruments
0.50	ES 1		1 Soft light brown mottled dark brown slightly sandy slightly gravelly SILT with low cobble content. Sand is fine. Gravel is subangular to subrounded, fine to coarse of sandstone. Cobbles are subangular to subrounded of sandstone. Occasional rootlets. (VO = 0,0)	(0.70)		
			EXPLORATORY HOLE ENDS AT 0.70 m 0.70 m Thick pipe.	0.70		

Depth	Type & No.	Records Date

Groundwater Entries

No.	Struck (m)	Post Strike Behaviour

None observed (see Key Sheet)

Depth Related Remarks *

From to (m)

Stability Stable

Shoring None

Weather Cloudy

Notes: For explanation of symbols and abbreviations see key sheet. All depths and reduced levels in metres. Stratum thickness given in brackets in depth column.

Scale 1:25

(c) ESG www.esg.co.uk
426.4816/03/2015 15:11:41

Project Coed Darcy Sitewide Trial Pitting

Project No. H4039-14

Carried out for St Modwen Developments Limited

Trial Pit

TPE3545

Sheet 1 of 1

Trial Pit Log

Logged AW **Checked** AP	**Start** 09/01/2015 **End** 09/01/2015	**Equipment, Methods and Remarks** Komatsu PC210 Machine excavated trial pit from GL to 1.8m Terminated on bedrock.	**Dimensions and Orientation** Width 1.50 m Length 3.00 m A B C D	**Ground Level** - **Coordinates** - **National Grid** - **Chainage**

Samples and Tests

Depth	Type & No.	Date Records
0.50	ES 1	
1.50	ES 2	

Strata

Description	Depth, *Level* (Thickness)	Legend	Backfill/ Instruments
1 Orange slightly gravelly slightly sandy SILT. Gravel is subangular to subrounded, fine to coarse of sandstone. Sand is fine. (VO = 0,0) 0.00-0.50 m Moderate roots, rootlets and wood fragments.	(1.10)		
2 Bluish grey gravelly clayey, fine to coarse SAND with low cobble content. Gravel is subangular to subrounded, fine to coarse of sandstone. Cobbles are subangular to subrounded occasionally tabular of sandstone. (VO = 4,3)	1.10 (0.70)		
EXPLORATORY HOLE ENDS AT 1.80 m 1.80 m Grey weathered bedrock.	1.80		

Depth	Type & No.	Records Date

Groundwater Entries

No. Struck (m)	Post Strike Behaviour

None observed (see Key Sheet)

Depth Related Remarks *

From to (m)

Stability Stable

Shoring none

Weather Cloudy

Notes: For explanation of symbols and abbreviations see key sheet. All depths and reduced levels in metres. Stratum thickness given in brackets in depth column.

Scale 1:25

(c) ESG www.esg.co.uk
426.4816/03/2015 15:11:55

Project Coed Darcy Sitewide Trial Pitting

Project No. H4039-14

Carried out for St Modwen Developments Limited

Trial Pit

TPE3546

Trial Pit Log

Logged AW **Checked** AP	**Start** 09/01/2015 **End** 09/01/2015	**Equipment, Methods and Remarks** Komatsu PC210 Machine excavated trial pit from GL to 1.1m Terminated on bedrock.	**Dimensions and Orientation** Width 1.50 m Length 3.00 m A B C D	**Ground Level** - **Coordinates** - **National Grid** - **Chainage**

Samples and Tests

Depth	Type & No.	Date Records
0.50	ES 1	

Strata

Description	Depth, *Level* (Thickness)	Legend	Backfill/ Instruments
1 Orange slightly gravelly slightly sandy SILT with low cobble content. Gravel is subangular to subrounded, fine to coarse of sandstone. Sand is fine. Cobbles are subangular to subrounded occasionally tabular of sandstone. (VO = 0,0) 0.00-0.50 m Moderate roots and rootlets.	(1.10)		
EXPLORATORY HOLE ENDS AT 1.10 m 1.10 m Grey weathered bedrock.	1.10		

Depth	Type & No.	Records Date

Groundwater Entries

No.	Struck (m)	Post Strike Behaviour
1	1.10	Seepage

Depth Related Remarks *
From to (m)

Stability Stable
Shoring None
Weather Cloudy

Notes: For explanation of symbols and abbreviations see key sheet. All depths and reduced levels in metres. Stratum thickness given in brackets in depth column.

Scale 1:25

(c) ESG www.esg.co.uk
426.4816/03/2015 15:11:58

Project Coed Darcy Sitewide Trial Pitting
Project No. H4039-14
Carried out for St Modwen Developments Limited

Trial Pit
TPE3547
Sheet 1 of 1

Trial Pit Log

Logged AW **Checked** AP	**Start** 09/01/2015 **End** 09/01/2015	**Equipment, Methods and Remarks** Komatsu PC210 Machine excavated trial pit from GL to 2.3m Terminated on bedrock.	**Dimensions and Orientation** Width 1.50 m Length 3.00 m A D B C	**Ground Level** - **Coordinates** - **National Grid** - **Chainage**

Samples and Tests

Strata

Depth	Type & No.	Date Records	Description	Depth, *Level* (Thickness)	Legend	Backfill/ Instruments
0.50	ES 1		1 (MADE GROUND) Orange slightly gravelly slightly sandy SILT with low cobble content. Gravel is subangular to subrounded, fine to coarse of sandsdtone and occasional brick and concrete. Sand is fine. Cobbles are subangular to subrounded of sandstone. Moderate roots and rootlets. (VO = 0,0)	(0.80)		
1.50	ES 2		2 Bluish grey gravelly clayey, fine to coarse SAND with medium cobble content. Gravel is subangular to subrounded, fine to coarse of sandstone. Cobbles are subangular to subrounded of sandstone. (VO = 4,3)	0.80 (1.50)		
			EXPLORATORY HOLE ENDS AT 2.30 m 2.30 m Grey weathered bedrock.	2.30		

Depth	Type & No.	Records Date

Groundwater Entries

No. Struck (m)	Post Strike Behaviour

None observed (see Key Sheet)

Depth Related Remarks *

From to (m)

Stability Unstable

Shoring None

Weather Cloudy

Notes: For explanation of symbols and abbreviations see key sheet. All depths and reduced levels in metres. Stratum thickness given in brackets in depth column.

Scale 1:25

(c) ESG www.esg.co.uk
426.4816/03/2015 15:12:02

Project Coed Darcy Sitewide Trial Pitting

Project No. H4039-14

Carried out for St Modwen Developments Limited

Trial Pit

TPE3548

Trial Pit Log

Logged AW **Checked** AP	**Start** 13/01/2015 **End** 13/01/2015	**Equipment, Methods and Remarks** Komatsu PC210 Machine excavated trial pit from GL to 3.3m Terminated on bedrock.	**Dimensions and Orientation** Width 1.50 m Length 3.00 m A B C D	**Ground Level** - **Coordinates** - **National Grid** - **Chainage**

Samples and Tests

Depth	Type & No.	Date Records
0.50	ES 1	
1.50	ES 2	
2.50	ES 3	

Strata

Description	Depth, *Level* (Thickness)	Legend	Backfill/ Instruments
1 Orangish brown slightly gravelly slightly sandy SILT with low cobble content. Gravel is subangular to subrounded, fine to coarse of sandstone. Sand is fine. Cobbles are subangular to subrounded of sandstone. (VO = 0,0) 0.00-0.50 m Moderate roots and rootlets.	(1.80)		
2 Bluish grey gravelly clayey, fine to coarse SAND with low cobble content. Gravel is subangular to subrounded, fine to coarse of sandstone. Cobbles are subrounded of sandstone. (VO = 4,3)	1.80 (1.50)		
EXPLORATORY HOLE ENDS AT 3.30 m 3.30 m Grey weathered bedrock	3.30		

Depth	Type & No.	Records Date

Groundwater Entries

No.	Struck (m)	Post Strike Behaviour
1	1.80	Seepage

Depth Related Remarks *
From to (m)

Stability Stable
Shoring None
Weather Sunny

Notes: For explanation of symbols and abbreviations see key sheet. All depths and reduced levels in metres. Stratum thickness given in brackets in depth column.

Scale 1:25

(c) ESG www.esg.co.uk
426.4816/03/2015 15:12:05

Project Coed Darcy Sitewide Trial Pitting
Project No. H4039-14
Carried out for St Modwen Developments Limited

Trial Pit
TPE3549
Sheet 1 of 1

Trial Pit Log

ESG Environmental Scientifics Group

Logged CB **Checked** AP	**Start** 09/02/2015 **End** 09/02/2015	**Equipment, Methods and Remarks** Komatsu PC210 Machine excavated trial pit from GL to 1.00m Terminated on concrete	**Dimensions and Orientation** Width 1.50 m Length 3.00 m A D B C	**Ground Level** - **Coordinates** - **National Grid** - **Chainage**

Samples and Tests

Strata

Depth	Type & No.	Date Records	Description	Depth, *Level* (Thickness)	Legend	Backfill/ Instruments
0.50	ES 1		1 (MADE GROUND) Soft dark brown slightly sandy gravelly SILT with low cobble content. Sand is fine to coarse. Gravel is subangular to subrounded fine to coarse of sandstone and occasional brick. Cobbles are subangular of sandstone and rare brick. Frequent roots and rootlets. (VO = 0,0)	(1.00)		
			1.00 m Concrete EXPLORATORY HOLE ENDS AT 1.00 m	1.00		

Depth	Type & No.	Records Date

Groundwater Entries

No. Struck (m)	Post Strike Behaviour

None observed (see Key Sheet)

Depth Related Remarks *

From to (m)

Stability Stable

Shoring None

Weather Sunny

Notes: For explanation of symbols and abbreviations see key sheet. All depths and reduced levels in metres. Stratum thickness given in brackets in depth column.

Scale 1:25

(c) ESG www.esg.co.uk
426.4819/02/2015 13:34:10

Project Coed Darcy Sitewide Trial Pitting

Project No. H4039-14

Carried out for St Modwen Developments Limited

Trial Pit

TPE3550

Trial Pit Log

ESG Environmental Scientifics Group

Logged CB **Checked** AP	**Start** 09/02/2015 **End** 09/02/2015	**Equipment, Methods and Remarks** Komatsu PC210 Machine exacavated trial pit from GL to 0.50m Terminated on bedrock	**Dimensions and Orientation** Width 1.50 m Length 3.00 m A D B C	**Ground Level** - **Coordinates** - **National Grid** - **Chainage**

Samples and Tests

Strata

Depth	Type & No.	Date Records	Description	Depth, *Level* (Thickness)	Legend	Backfill/ Instruments
			1 (MADE GROUND) Soft dark brown gravelly SILT with medium cobble content. Gravel is well angular to subrounded fine to coarse of sand and occasional cement. Cobbles are subangular to subrounded of sandstone and occasional concrete. Frequent roots and rootlets. (VO = 0,0)	(0.50)		
0.50	ES 1		0.50 m Bedrock.	0.50		
			EXPLORATORY HOLE ENDS AT 0.50 m			
Depth	**Type & No.**	**Records Date**				

Groundwater Entries

No.	Struck (m)	Post Strike Behaviour

None observed (see Key Sheet)

Depth Related Remarks *

From to (m)

Stability Stable

Shoring None

Weather Sunny

Notes: For explanation of symbols and abbreviations see key sheet. All depths and reduced levels in metres. Stratum thickness given in brackets in depth column.

Scale 1:25

(c) ESG www.esg.co.uk
426.4818/02/2015 14:12:07

Project Coed Darcy Sitewide Trial Pitting

Project No. H4039-14

Carried out for St Modwen Developments Limited

Trial Pit

TPE3551

Trial Pit Log

Logged AW **Checked** AP	**Start** 09/02/2015 **End** 09/02/2015	**Equipment, Methods and Remarks** Komatsu PC210 Terminated at GL on grey concrete.	**Dimensions and Orientation** Width 1.50 m Length 3.00 m A D B C	**Ground Level** - **Coordinates** - **National Grid** - **Chainage**

Samples and Tests

Depth	Type & No.	Date Records

Strata

Description	Depth, *Level* (Thickness)	Legend	Backfill/ Instruments
EXPLORATORY HOLE ENDS AT 0.00 m			

Depth	Type & No.	Records Date

Groundwater Entries

No. Struck (m)	Post Strike Behaviour

None observed (see Key Sheet)

Depth Related Remarks *

From to (m)

Stability Stable

Shoring None

Weather Sunny

Notes: For explanation of symbols and abbreviations see key sheet. All depths and reduced levels in metres. Stratum thickness given in brackets in depth column.

Scale 1:25

(c) ESG www.esg.co.uk
426.4823/03/2015 12:33:31

Project Coed Darcy Sitewide Trial Pitting

Project No. H4039-14

Carried out for St Modwen Developments Limited

Trial Pit

TPE3583

Trial Pit Log

Logged AW **Checked** AP	**Start** 02/02/2015 **End** 02/02/2015	**Equipment, Methods and Remarks** Komatsu PC210 Machine excavated trial pit from GL to 0.6m Terminated due to flooding from pipe.	**Dimensions and Orientation** Width 1.50 m Length 3.00 m A D B C	**Ground Level** - **Coordinates** - **National Grid** - **Chainage**

Samples and Tests

Depth	Type & No.	Date Records
0.50	ES 1	

Strata

Description	Depth, *Level* (Thickness)	Legend	Backfill/ Instruments
1 (MADE GROUND) Orange gravelly slightly sandy SILT with low cobble content. Gravel is subangular to subrounded, fine to coarse of sandstone, brick and concrete. Sand is fine. Cobbles are subangular to subrounded of sandstone, brick and occasional concrete. (VO = 0,0)	(0.30) 0.30		
2 (MADE GROUND) Grey frequently stained black slightly sandy clayey subangular to subrounded, fine to coarse of GRAVEL of sandstone and occasional brick. Moderate cobble content. Sand is fine to coarse. Cobbles are subangular to subrounded of sandstone. (VO = 5,4) 0.60 m Pipe.	(0.30) 0.60		1
EXPLORATORY HOLE ENDS AT 0.60 m			

Depth	Type & No.	Records Date

Groundwater Entries

No.	Struck (m)	Post Strike Behaviour
1	0.60	Fast ingress of water.

Depth Related Remarks *

From to (m)

Stability Stable

Shoring None

Weather Sunny

Notes: For explanation of symbols and abbreviations see key sheet. All depths and reduced levels in metres. Stratum thickness given in brackets in depth column.

Scale 1:25

(c) ESG www.esg.co.uk
426.4817/03/2015 14:24:24

Project Coed Darcy Sitewide Trial Pitting

Project No. H4039-14

Carried out for St Modwen Developments Limited

Trial Pit

TPE3584

Trial Pit Log

Logged NK **Checked** AP	**Start** 03/02/2015 **End** 03/02/2015	**Equipment, Methods and Remarks** Komatsu PC210 Machine excavated trial pit from GL to 2.1m Terminated on bedrock.	**Dimensions and Orientation** Width 1.00 m Length 2.00 m	**Ground Level** - **Coordinates** - **National Grid** - **Chainage**

Samples and Tests

Depth	Type & No.	Date Records
0.50	ES 1	
1.50	ES 2	

Strata

Description	Depth, *Level* (Thickness)	Legend	Backfill/ Instruments
1 Soft light brown slightly sandy slightly gravelly SILT with low cobble content. Sand is fine. Gravel is subangular to subrounded, fine to coarse of sandstone. Cobbles are subangular to subrounded of sandstone. Occasional rootlets. (VO = 0,0)	(0.80)		
2 Soft grey mottled brown slightly sandy gravelly SILT with medium cobble content. Sand is fine to medium. Gravel is subangular to subrounded, fine to coarse of sandstone. Cobbles are subangular to subrounded of sandstone. Occasional gravel sized pockets of bluish grey and orange find sand. (VO = 3,2)	0.80 (1.30)		
2.10 m Bedrock. EXPLORATORY HOLE ENDS AT 2.10 m	2.10		

Depth	Type & No.	Records Date

Groundwater Entries

No.	Struck (m)	Post Strike Behaviour

Depth Related Remarks *

From to (m)

Stability Stable

Shoring None

Weather Sunny

Notes: For explanation of symbols and abbreviations see key sheet. All depths and reduced levels in metres. Stratum thickness given in brackets in depth column.

Scale 1:25

(c) ESG www.esg.co.uk
426.4830/03/2015 09:23:06

Project Coed Darcy Sitewide Trial Pitting

Project No. H4039-14

Carried out for St Modwen Developments Limited

Trial Pit

TPE3585

Trial Pit Log

Logged NK **Checked** AP	**Start** 03/02/2015 **End** 03/02/2015	**Equipment, Methods and Remarks** Komatsu PC210 Machine excavated trial pit from GL to 2.7m Terminated on bedrock.	**Dimensions and Orientation** Width 1.00 m Length 2.00 m A D B C	**Ground Level** - **Coordinates** - **National Grid** - **Chainage**

Samples and Tests

Depth	Type & No.	Date Records
0.50	ES 1	
1.50	ES 2	
2.50	ES 3	

Strata

Description	Depth, *Level* (Thickness)	Legend	Backfill/ Instruments
1 Soft light brown mottled brown slightly sandy slightly gravelly SILT. Sand is fine to medium. Gravel is subangular to subrounded, fine to coarse of sandstone. Occasional rootlets. (VO = 0,0)	(1.30)		
2 Soft grey slightly sandy gravelly SILT with medium cobble content. Sand is fine to medium. Gravel is subangular to subrounded, fine to coarse of sandstone. Cobbles are subangular to subrounded of sandstone. Occasional gravel sized pockets of light grey and orange fine sand. (VO = 3,2)	1.30 (1.40)		
2.70 m Bedrock. EXPLORATORY HOLE ENDS AT 2.70 m	2.70		

Depth	Type & No.	Records Date

Groundwater Entries

No. Struck (m)	Post Strike Behaviour
None observed (see Key Sheet)	

Depth Related Remarks *

From to (m)

Stability Stable

Shoring None

Weather Cloudy

Notes: For explanation of symbols and abbreviations see key sheet. All depths and reduced levels in metres. Stratum thickness given in brackets in depth column.

Scale 1:25

(c) ESG www.esg.co.uk
426.4830/03/2015 09:23:12

Project Coed Darcy Sitewide Trial Pitting

Project No. H4039-14

Carried out for St Modwen Developments Limited

Trial Pit

TPE3586

Trial Pit Log

Logged NK **Checked** AP	**Start** 02/02/2015 **End** 02/02/2015	**Equipment, Methods and Remarks** Komatsu PC210 Machine excavated trial pit from GL to 2.3m Terminated on bedrock.	**Dimensions and Orientation** Width 1.00 m Length 2.00 m A D B C	**Ground Level** - **Coordinates** - **National Grid** - **Chainage**

Samples and Tests

Depth	Type & No.	Date Records
0.50	ES 1	
1.50	ES 2	

Strata

Description	Depth, *Level* (Thickness)	Legend	Backfill/ Instruments
1 Soft grey mottled black sandy gravelly SILT with medium cobble content. Sand is fine to medium. Gravel is subangular to subrounded, fine to coarse of sandstone. Cobbles are subangular to subrounded of sandstone. Occasional gravel sized pockets of orange and light grey soft silt. Rare rootlets. (VO = 3,3)	(2.30)	1	
2.30 m Bedrock. EXPLORATORY HOLE ENDS AT 2.30 m	2.30		

Depth	Type & No.	Records Date

Groundwater Entries

No.	Struck (m)	Post Strike Behaviour
1	0.50	Seepage from all sides.

Depth Related Remarks *
From to (m)

Stability Stable
Shoring None
Weather Cloudy

Notes: For explanation of symbols and abbreviations see key sheet. All depths and reduced levels in metres. Stratum thickness given in brackets in depth column.

Scale 1:25

(c) ESG www.esg.co.uk
426.4817/03/2015 14:24:27

Project Coed Darcy Sitewide Trial Pitting
Project No. H4039-14
Carried out for St Modwen Developments Limited

Trial Pit
TPE3587
Sheet 1 of 1

Trial Pit Log

Logged NK **Checked** AP	**Start** 02/02/2015 **End** 02/02/2015	**Equipment, Methods and Remarks** Komatsu PC210 Machine excavated trial pit from GL to 2.1m Terminated on bedrock.	**Dimensions and Orientation** Width 1.00 m Length 2.00 m A B C D	**Ground Level** - **Coordinates** - **National Grid** - **Chainage**

Samples and Tests

Strata

Depth	Type & No.	Date Records	Description	Depth, *Level* (Thickness)	Legend	Backfill/ Instruments
0.50	ES 1		1 Soft orangish brown slightly sandy slightly gravelly SILT with low cobble content. Sand is fine. Gravel is subangular to subrounded, fine to coarse of sandstone. Cobbles are subangular to subrounded of sandstone. Occasional rootlets. (VO = 0,0)	(0.90)		
1.50	ES 2		2 Soft bluish grey mottled orangish brown slighltly sandy gravelly SILT with medium cobble content. Sand is fine to medium. Gravel is subangular to subrounded, fine to coarse of sandstone. Cobbles are subangular to subrounded of sandstone. Occasional gravel sized pockets of orange medium sand. (VO = 2,2)	0.90 (1.20)		
			2.10 m Bedrock. EXPLORATORY HOLE ENDS AT 2.10 m	2.10		

Depth	Type & No.	Records Date

Groundwater Entries

No. Struck (m)	Post Strike Behaviour
None observed (see Key Sheet)	

Depth Related Remarks *

From to (m)

Stability Unstable

Shoring None

Weather Cloudy

Notes: For explanation of symbols and abbreviations see key sheet. All depths and reduced levels in metres. Stratum thickness given in brackets in depth column.

Scale 1:25

(c) ESG www.esg.co.uk
426.4817/03/2015 14:24:31

Project Coed Darcy Sitewide Trial Pitting

Project No. H4039-14

Carried out for St Modwen Developments Limited

Trial Pit

TPE3588

Trial Pit Log

Logged NK **Checked** AP	**Start** 03/02/2015 **End** 03/02/2015	**Equipment, Methods and Remarks** Komatsu PC210 Machine excavated trial pit from GL to 2.2m Terminated on bedrock.	**Dimensions and Orientation** Width 1.00 m Length 2.00 m	**Ground Level** - **Coordinates** - **National Grid** - **Chainage**

Samples and Tests

Depth	Type & No.	Date Records
0.50	ES 1	
1.50	ES 2	

Strata

Description	Depth, *Level* (Thickness)	Legend	Backfill/ Instruments
1 (MADE GROUND) Soft dark brown sandy gravelly SILT with medium cobble content. Sand is fine to coarse. Gravel is subangular to subrounded, fine to coarse of sandstone, concrete and brick. Cobbles are subangular to subrounded of sandstone and brick. Frequent rootlets. (VO = 0,0)	0.20		
2 Soft light brown sandy gravelly SILT with medium cobble content. Sand is fine to medium. Gravel is subangular to subrounded, fine to coarse of sandstone. Cobbles are subangular to subrounded of sandstone. Occasional rootlets. (VO = 0,0)	(1.10)		
3 Soft bluish grey mottled brown slightly sandy gravelly SILT with medium cobble content. Sand is fine to medium. Gravel is subangular to subrounded, fine to coarse of sandstone. Cobbles are subangular to subrounded of sandstone. Occasional gravel sized pockets of bluish grey and orange fine sand. (VO = 3,2)	1.30 (0.90)		
2.20 m Bedrock. EXPLORATORY HOLE ENDS AT 2.20 m	2.20		

Depth	Type & No.	Records Date

Groundwater Entries

No.	Struck (m)	Post Strike Behaviour

None observed (see Key Sheet)

Depth Related Remarks *

From to (m)

Stability Unstable

Shoring None

Weather Sunny

Notes: For explanation of symbols and abbreviations see key sheet. All depths and reduced levels in metres. Stratum thickness given in brackets in depth column.

Scale 1:25

(c) ESG www.esg.co.uk
426.4830/03/2015 09:23:17

Project Coed Darcy Sitewide Trial Pitting

Project No. H4039-14

Carried out for St Modwen Developments Limited

Trial Pit

TPE3589

Trial Pit Log

Logged AW **Checked** AP	**Start** 09/01/2015 **End** 09/01/2015	**Equipment, Methods and Remarks** Komatsu PC210 Machine excavated trial pit from GL to 3.4m Terminated on bedrock.	**Dimensions and Orientation** Width 1.50 m Length 3.00 m A B C D	**Ground Level** - **Coordinates** - **National Grid** - **Chainage**

Samples and Tests

Depth	Type & No.	Date Records
0.50	ES 1	
1.50	ES 2	
2.50	ES 3	

Strata

Description	Depth, *Level* (Thickness)	Legend	Backfill/ Instruments
1 (MADE GROUND) Orangish brown gravelly slightly sandy SILT with medium cobble content. Gravel is subangular to subrounded, fine to coarse of sandstone and occasional brick and concrete. Sand is fine. Cobbles are subangular of sandstone and occasional brick. Occasional roots and rootlets. (VO = 1,3)	(1.00)		
2 Dark grey gravelly slightly clayey, fine to coarse SAND with medium cobble content. Gravel is subangular to subrounded, fine to coarse of sandstone. Cobbles are subangular to subrounded of sandstone. (VO = 4,5)	1.00 (2.40)		
EXPLORATORY HOLE ENDS AT 3.40 m 3.40 m Grey weathered bedrock.	3.40		

Depth	Type & No.	Records Date

Groundwater Entries

No. Struck (m)	Post Strike Behaviour

None observed (see Key Sheet)

Depth Related Remarks *

From to (m)

Stability Stable

Shoring None

Weather Cloudy

Notes: For explanation of symbols and abbreviations see key sheet. All depths and reduced levels in metres. Stratum thickness given in brackets in depth column.

Scale 1:25

(c) ESG www.esg.co.uk
426.4816/03/2015 15:12:22

Project Coed Darcy Sitewide Trial Pitting

Project No. H4039-14

Carried out for St Modwen Developments Limited

Trial Pit

TPE3636

Sheet 1 of 1

Trial Pit Log

Logged NK **Checked** AP	**Start** 08/01/2015 **End** 08/01/2015	**Equipment, Methods and Remarks** Komatsu PC210 Machine excavated trial pit from GL to 2.7m Terminated on bedrock.	**Dimensions and Orientation** Width 1.00 m Length 3.00 m A D B C	**Ground Level** - **Coordinates** - **National Grid** - **Chainage**

Samples and Tests

Strata

Depth	Type & No.	Date Records	Description	Depth, *Level* (Thickness)	Legend	Backfill/ Instruments
			1 Firm light brown slightly sandy gravelly CLAY with medium cobble content. Sand is fine. Gravel is subangular to subrounded, fine to coarse of sandstone. Cobbles are subangular to subrounded, fine to coarse of sandstone. Rare rootlets. (VO = 0,0)	(1.10)		
1.00	ES 1			1.10		
			2 Bluish grey slightly silty gravelly fine to medium SAND with medium cobble content. Gravel is subangular to subrounded, fine to coarse of sandstone. Cobbles are subangular to subrounded of sandstone. (VO = 3,3)	(1.60)		
2.00	ES 2					
			EXPLORATORY HOLE ENDS AT 2.70 m 2.70 m Bedrock.	2.70		
Depth	**Type & No.**	**Records Date**				

Groundwater Entries

No.	Struck (m)	Post Strike Behaviour

Depth Related Remarks *

From to (m)

Stability Stable

Shoring None

Weather Cloudy

Notes: For explanation of symbols and abbreviations see key sheet. All depths and reduced levels in metres. Stratum thickness given in brackets in depth column.

Scale 1:25

(c) ESG www.esg.co.uk
426.4816/03/2015 15:12:27

Project Coed Darcy Sitewide Trial Pitting

Project No. H4039-14

Carried out for St Modwen Developments Limited

Trial Pit

TPE3637

Trial Pit Log

Logged NK **Checked** AP	**Start** 08/01/2015 **End** 08/01/2015	**Equipment, Methods and Remarks** Komatsu PC210 Machine excavated trial pit from GL to 2.8m Terminated on bedrock.	**Dimensions and Orientation** Width 1.00 m Length 3.00 m A / D / B / C	**Ground Level** - **Coordinates** - **National Grid** - **Chainage**

Samples and Tests

Depth	Type & No.	Date Records
0.50	ES 1	
1.50	ES 2	
2.50	ES 3	

Strata

Description	Depth, *Level* (Thickness)
1 Soft light brown sandy slightly gravelly SILT with medium cobble content. Sand is fine to medium. Gravel is subangular to subrounded, fine to coarse of sandstone. Cobbles are subangular to subrounded, fine to coarse of sandstone. Frequent rootlets. (VO = 0,0)	(1.00)
2 Firm bluish grey slightly sandy gravelly CLAY with medium cobble content. Sand is fine to medium. Gravel is subangular to subrounded, fine to coarse of sandstone. Cobbles are subangular to subrounded, fine to coarse of sandstone. (VO = 3,3)	1.00 (0.70)
3 Medium grey gravelly fine to coarse SAND with medium cobble content. Gravel is subangular to subrounded, fine to coarse of sandstone. Cobbles are subangular to subrounded, fine to coarse of sandstone. (VO = 3,3)	1.70 (1.10)
EXPLORATORY HOLE ENDS AT 2.80 m 2.80 m Bedrock.	2.80

Legend

Backfill/ Instruments

Depth	Type & No.	Records Date

Groundwater Entries

No. Struck (m)	Post Strike Behaviour

Depth Related Remarks *

From to (m)

Stability Stable

Shoring None

Weather Cloudy

Notes: For explanation of symbols and abbreviations see key sheet. All depths and reduced levels in metres. Stratum thickness given in brackets in depth column.

Scale 1:25

(c) ESG www.esg.co.uk
426.4816/03/2015 15:12:31

Project Coed Darcy Sitewide Trial Pitting

Project No. H4039-14

Carried out for St Modwen Developments Limited

Trial Pit

TPE3638

Trial Pit Log

Logged NK **Checked** AP	**Start** 08/01/2015 **End** 08/01/2015	**Equipment, Methods and Remarks** Komatsu PC210 Machine excavated trial pit from GL to 2.0m Terminated on bedrock.	**Dimensions and Orientation** Width 1.00 m Length 3.00 m A / D / B / C	**Ground Level** - **Coordinates** - **National Grid** - **Chainage**

Samples and Tests

Depth	Type & No.	Date Records
0.50	ES 1	
1.50	ES 2	

Strata

Description	Depth, *Level* (Thickness)
1 Firm medium brown sandy gravelly CLAY with medium cobble content. Sand is fine to medium. Gravel is subangular to subrounded, fine to coarse of sandstone. Cobbles are subangular to subrounded of sandstone. Occasional rootlets. (VO = 1,1)	(0.90)
2 Soft medium grey sandy gravelly CLAY with medium cobble content. Sand is fine to coarse. Gravel is subangular to subrounded, fine to coarse of sandstone. Cobbles are subangular to subrounded of sandstone. (VO = 2,2)	0.90 (1.10)
EXPLORATORY HOLE ENDS AT 2.00 m 2.00 m Bedrock.	2.00

Legend / **Backfill/ Instruments**

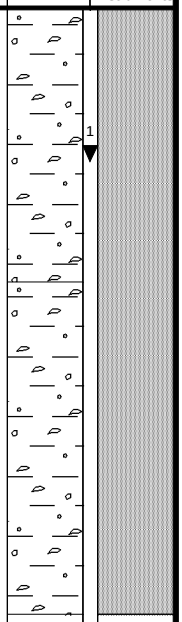

Depth	Type & No.	Records Date

Groundwater Entries

No.	Struck (m)	Post Strike Behaviour
1	0.50	Heavy seepage from all sides.

Depth Related Remarks *

From to (m)

Stability Unstable

Shoring None

Weather Sunny

Notes: For explanation of symbols and abbreviations see key sheet. All depths and reduced levels in metres. Stratum thickness given in brackets in depth column.

Scale 1:25

(c) ESG www.esg.co.uk
426.4816/03/2015 15:12:34

Project Coed Darcy Sitewide Trial Pitting

Project No. H4039-14

Carried out for St Modwen Developments Limited

Trial Pit

TPE3639

Trial Pit Log

Logged NK **Checked** AP	**Start** 03/02/2015 **End** 03/02/2015	**Equipment, Methods and Remarks** Komatsu PC210 Machine excavated trial pit from GL to 2.8m Terminated on bedrock.	**Dimensions and Orientation** Width 1.00 m Length 2.00 m A D B C	**Ground Level** - **Coordinates** - **National Grid** - **Chainage**

Samples and Tests

Strata

Depth	Type & No.	Date Records	Description	Depth, *Level* (Thickness)	Legend	Backfill/ Instruments
0.50	ES 1		1 Soft light brown mottled brown slightly sandy slightly gravelly SILT. Sand is fine to medium. Gravel is subangular to subrounded, fine to coarse of sandstone. Frequent rootlets. (VO = 0,0)	(1.00)		
1.50	ES 2		2 Grey silty gravelly fine to coarse SAND with medium cobble content. Gravel is subangular to subrounded, fine to coarse of sandstone. Cobbles are subangular to subrounded of sandstone. (VO = 3,3)	1.00 (1.80)		
2.50	ES 3					
			EXPLORATORY HOLE ENDS AT 2.80 m 2.80 m bedrock.	2.80		
Depth	**Type & No.**	**Records Date**				

Groundwater Entries

No.	Struck (m)	Post Strike Behaviour

Depth Related Remarks *

From to (m)

Stability Stable

Shoring None

Weather Sunny

Notes: For explanation of symbols and abbreviations see key sheet. All depths and reduced levels in metres. Stratum thickness given in brackets in depth column.

Scale 1:25

(c) ESG www.esg.co.uk
426.4830/03/2015 09:23:21

Project Coed Darcy Sitewide Trial Pitting

Project No. H4039-14

Carried out for St Modwen Developments Limited

Trial Pit

TPE3640

Trial Pit Log

ESG Environmental Scientifics Group

Logged CB **Checked** AP	**Start** 09/02/2015 **End** 09/02/2015	**Equipment, Methods and Remarks** Komatsu PC10 Machine excavated trail pit from GL to 2.50m Terminated on bedrock	**Dimensions and Orientation** Width 1.50 m Length 3.00 m A B C D	**Ground Level** - **Coordinates** - **National Grid** - **Chainage**

Samples and Tests

Depth	Type & No.	Date Records
0.50	ES 1	
1.50	ES 2	
2.50	ES 3	

Strata

Description	Depth, *Level* (Thickness)	Legend	Backfill/ Instruments
1 (MADE GROUND) Soft light brown slightly sandy gravelly SILT with low cobble content. Sand is fine to coarse. Gravel is angular to subrounded fine to coarse of sandstone. Cobbles are subangular to subrounded of sandstone and rare brick. Frequent roots and rootlets. (VO = 0,0)	(0.50)		
2 Firm light bluish brown slightly gravelly CLAY with medium cobble content. Gravel is angular to subangular fine to coarse of sandstone. Cobbles are subangular to subrounded ocassionally tabular of sandstone. (VO = 2,2)	0.50 (1.00)		
3 Soft light bluish grey gravelly CLAY with medium cobble content. Gravel is subangular to subrounded of sandstone. Cobbles are subangular to subrounded of sandstone. (VO = 3,3)	1.50 (1.00)		
EXPLORATORY HOLE ENDS AT 2.50 m 2.50 m Beedrock.	2.50		

Depth	Type & No.	Records Date

Groundwater Entries

No. Struck (m)	Post Strike Behaviour
None observed (see Key Sheet)	

Depth Related Remarks *

From to (m)

Stability Stable

Shoring None

Weather Sunny

Notes: For explanation of symbols and abbreviations see key sheet. All depths and reduced levels in metres. Stratum thickness given in brackets in depth column.

Scale 1:25

(c) ESG www.esg.co.uk
426.4819/02/2015 13:34:13

Project Coed Darcy Sitewide Trial Pitting

Project No. H4039-14

Carried out for St Modwen Developments Limited

Trial Pit

TPE3641

Trial Pit Log

Logged AW **Checked** AP	**Start** 02/02/2015 **End** 02/02/2015	**Equipment, Methods and Remarks** Komatsu PC210 Machine excavated trial pit from GL to 0.8m Terminated on concrete.	**Dimensions and Orientation** Width 1.50 m Length 3.00 m A D B C	**Ground Level** - **Coordinates** - **National Grid** - **Chainage**

Samples and Tests

Strata

Depth	Type & No.	Date Records	Description	Depth, *Level* (Thickness)	Legend	Backfill/ Instruments
0.50	ES 1		1 (MADE GROUND) Orangish brown gravelly slightly sandy SILT with medium cobble content. Gravel is subangular to subrounded, fine to coarse of sandstone, brick and concrete. Sand is fine. Cobbles are subangular to subrounded occasionally tabular of sandstone, brick and occasional concrete. (VO = 1,1)	(0.80)		
			EXPLORATORY HOLE ENDS AT 0.80 m 0.80 m Grey concrete.	0.80		

Depth	Type & No.	Records Date

Groundwater Entries

No.	Struck (m)	Post Strike Behaviour

None observed (see Key Sheet)

Depth Related Remarks *

From to (m)

Stability Stable

Shoring None

Weather Sunny

Notes: For explanation of symbols and abbreviations see key sheet. All depths and reduced levels in metres. Stratum thickness given in brackets in depth column.

Scale 1:25

(c) ESG www.esg.co.uk
426.4817/03/2015 14:25:18

Project Coed Darcy Sitewide Trial Pitting

Project No. H4039-14

Carried out for St Modwen Developments Limited

Trial Pit

TPE3642

Trial Pit Log

Logged AW **Checked** AP	**Start** 02/02/2015 **End** 02/02/2015	**Equipment, Methods and Remarks** Komatsu PC210 Machine excavated trial pit from GL to 2.3m Terminated on bedrock.	**Dimensions and Orientation** Width 1.50 m Length 3.00 m A D B C	**Ground Level** - **Coordinates** - **National Grid** - **Chainage**

Samples and Tests

Depth	Type & No.	Date Records
0.50	ES 1	
1.50	ES 2	

Strata

Description	Depth, *Level* (Thickness)	Legend	Backfill/ Instruments
1 (MADE GROUND) Orange gravelly slightly sandy SILT with medium cobble content. Gravel is subangular to subrounded, fine to coarse of sandstone, brick and concrete. Sand is fine. Cobbles are subangular to subrounded of sandstone, brick and occasional concrete. (VO = 0,0)	(1.10)		
2 Grey moderately staind black gravelly slightly clayey, fine to medium SAND with low cobble content. Gravel is subangular to subrounded, fine to coarse of sandstone. Cobbles are subangular to subrounded of sandstone. (VO = 3,4)	1.10 (1.20)		
EXPLORATORY HOLE ENDS AT 2.30 m 2.30 m Grey weathered bedrock.	2.30		

Depth	Type & No.	Records Date

Groundwater Entries

No. Struck (m)	Post Strike Behaviour
None observed (see Key Sheet)	

Depth Related Remarks *

From to (m)

Stability Stable

Shoring None

Weather Sunny

Notes: For explanation of symbols and abbreviations see key sheet. All depths and reduced levels in metres. Stratum thickness given in brackets in depth column.

Scale 1:25

(c) ESG www.esg.co.uk
426.4817/03/2015 14:25:22

Project Coed Darcy Sitewide Trial Pitting

Project No. H4039-14

Carried out for St Modwen Developments Limited

Trial Pit

TPE3643

Trial Pit Log

Logged NK **Checked** AP	**Start** 02/02/2015 **End** 02/02/2015	**Equipment, Methods and Remarks** Komatsu PC210 Machine excavated trial pit from GL to 2.1m Terminated on concrete.	**Dimensions and Orientation** Width 1.00 m Length 2.00 m A / D / B / C	**Ground Level** - **Coordinates** - **National Grid** - **Chainage**

Samples and Tests

Depth	Type & No.	Date Records
0.50	ES 1	
1.50	ES 2	

Strata

Description	Depth, *Level* (Thickness)	Legend	Backfill/ Instruments
1 (MADE GROUND) Brown slightly silty gravelly fine to coarse SAND with medium cobble content. Gravel is subangular to subrounded, fine to coarse of sandstone and brick. Cobbles are subangular to subrounded of sandstone and brick. Rare rootlets. (VO = 0,0)	(0.60)		
2 Bluish grey mottled brown slightly silty gravelly fine to coarse SAND with medium cobble content. Gravel is subangular to subrounded, fine to coarse of sandstone. Cobbles are subangular to subrounded of sandstone. (VO = 2,3)	0.60 (1.50)		
EXPLORATORY HOLE ENDS AT 2.10 m 2.10 m Concrete.	2.10		

Depth	Type & No.	Records Date

Groundwater Entries

No.	Struck (m)	Post Strike Behaviour

Depth Related Remarks *

From to (m)

Stability Stable

Shoring None

Weather Cloudy

Notes: For explanation of symbols and abbreviations see key sheet. All depths and reduced levels in metres. Stratum thickness given in brackets in depth column.

Scale 1:25

(c) ESG www.esg.co.uk
426.4817/03/2015 14:25:28

Project Coed Darcy Sitewide Trial Pitting

Project No. H4039-14

Carried out for St Modwen Developments Limited

Trial Pit

TPE3667

Trial Pit Log

Logged NK **Checked** AP	**Start** 02/02/2015 **End** 02/02/2015	**Equipment, Methods and Remarks** Komatsu PC210 Machine excavated trial pit from GL to 0.6m Terminated on concrete.	**Dimensions and Orientation** Width 1.00 m Length 2.00 m A D B C	**Ground Level** - **Coordinates** - **National Grid** - **Chainage**

Samples and Tests

Depth	Type & No.	Date Records
0.50	ES 1	

Strata

Description	Depth, *Level* (Thickness)	Legend	Backfill/ Instruments
1 (MADE GROUND) Soft brown sandy gravelly SILT with medium cobble content. Sand is fine to coarse. Gravel is subangular to subrounded, fine to coarse of sandstone, concrete and brick. Cobbles are subangular to subrounded of sandstone, brick, concrete and metal. (VO = 0,0)	(0.60)		
EXPLORATORY HOLE ENDS AT 0.60 m 0.60 m Concrete.	0.60		

Depth	Type & No.	Records Date

Groundwater Entries

No.	Struck (m)	Post Strike Behaviour
None observed (see Key Sheet)		

Depth Related Remarks *

From to (m)

Stability Stable

Shoring None

Weather Cloudy

Notes: For explanation of symbols and abbreviations see key sheet. All depths and reduced levels in metres. Stratum thickness given in brackets in depth column.

Scale 1:25

(c) ESG www.esg.co.uk
426.4817/03/2015 14:25:33

Project Coed Darcy Sitewide Trial Pitting

Project No. H4039-14

Carried out for St Modwen Developments Limited

Trial Pit

TPE3668

Trial Pit Log

Logged NK **Checked** AP	**Start** 02/02/2015 **End** 02/02/2015	**Equipment, Methods and Remarks** Komatsu PC210 Machine excavated trial pit from GL to 0.4m Terminated due to concrete and brick structure.	**Dimensions and Orientation** Width 1.00 m Length 2.00 m A D B C	**Ground Level** - **Coordinates** - **National Grid** - **Chainage**

Samples and Tests

Depth	Type & No.	Date Records
		*

Strata

Description	Depth, *Level* (Thickness)	Legend	Backfill/ Instruments
1 (MADE GROUND) Brown slightly silty gravelly fine to coarse SAND with high cobble content. Gravel is subangular to subrounded, fine to coarse of sandstone, concrete and brick. Cobbles are subangular to subrounded of sandstone, concrete and brick. (VO = 0,0)	(0.40)		
0.40 m Concrete and brick structure.	0.40		
EXPLORATORY HOLE ENDS AT 0.40 m			

Depth	Type & No.	Records Date

Groundwater Entries

No. Struck (m)	Post Strike Behaviour

None observed (see Key Sheet)

Depth Related Remarks *

From	to (m)	
0.00	0.40	No Samples Obtained.

Stability Stable

Shoring None

Weather Cloudy

Notes: For explanation of symbols and abbreviations see key sheet. All depths and reduced levels in metres. Stratum thickness given in brackets in depth column.

Scale 1:25

(c) ESG www.esg.co.uk
426.4817/03/2015 14:25:38

Project Coed Darcy Sitewide Trial Pitting

Project No. H4039-14

Carried out for St Modwen Developments Limited

Trial Pit

TPE3669

Trial Pit Log

Logged NK **Checked** AP	**Start** 02/02/2015 **End** 02/02/2015	**Equipment, Methods and Remarks** Komatsu PC210 Machine excavated trial pit from GL to 0.1m Terminated on concrete.	**Dimensions and Orientation** Width 1.00 m Length 1.50 m A D B C	**Ground Level** - **Coordinates** - **National Grid** - **Chainage**

Samples and Tests

Strata

Depth	Type & No.	Date Records	Description	Depth, *Level* (Thickness)	Legend	Backfill/ Instruments
		*	1 Greyish brown slightly silty gravelly fine to coarse SAND with medium cobble content. Gravel is subangular to subrounded, fine to coarse of sandstone. Cobbles are subangular to subrounded of sandstone. (VO = 0,0) 0.10 m Concrete.	0.10		
			EXPLORATORY HOLE ENDS AT 0.10 m			
Depth	**Type & No.**	**Records Date**				

Groundwater Entries

No. Struck (m)	Post Strike Behaviour

None observed (see Key Sheet)

Depth Related Remarks *

From	to (m)	
0.00	0.10	No Samples Obtained.

Stability Stable

Shoring None

Weather Cloudy

Notes: For explanation of symbols and abbreviations see key sheet. All depths and reduced levels in metres. Stratum thickness given in brackets in depth column.

Scale 1:25

(c) ESG www.esg.co.uk
426.4817/03/2015 14:25:46

Project Coed Darcy Sitewide Trial Pitting

Project No. H4039-14

Carried out for St Modwen Developments Limited

Trial Pit

TPE3670

Trial Pit Log

Logged NK **Checked** AP	**Start** 08/01/2015 **End** 08/01/2015	**Equipment, Methods and Remarks** Komatsu PC210 Machine excavated trial pit from GL to 2.3m Terminated on bedrock.	**Dimensions and Orientation** Width 1.00 m Length 2.50 m A B C D	**Ground Level** - **Coordinates** - **National Grid** - **Chainage**

Samples and Tests

Depth	Type & No.	Date Records
0.50	ES 1	
1.50	ES 2	

Strata

Description	Depth, *Level* (Thickness)	Legend	Backfill/ Instruments
1 Soft light brown slightly sandy gravelly CLAY with low cobble content. Sand is fine. Gravel is subangular to subrounded, fine to coarse of sandstone. Cobbles are subangular to subrounded of sandstone. Occasional rootlets. (VO = 0,0)	(1.10)		
2 Firm bluish grey sandy gravelly CLAY with medium cobble content. Sand is fine to medium. Gravel is subangular to subrounded, fine to coarse of sandstone. Cobbles are subangular to subrounded of sandstone. Occasional gravel sized pockets of orange and grey medium sand. (VO = 3,1)	1.10 (1.20)		
2.30 m Bedrock. EXPLORATORY HOLE ENDS AT 2.30 m	2.30		

Depth	Type & No.	Records Date

Groundwater Entries

No.	Struck (m)	Post Strike Behaviour
1	1.00	Slight seepage

Depth Related Remarks *
From to (m)

Stability Stable
Shoring None
Weather Sunny

Notes: For explanation of symbols and abbreviations see key sheet. All depths and reduced levels in metres. Stratum thickness given in brackets in depth column.

Scale 1:25

(c) ESG www.esg.co.uk
426.4816/03/2015 15:12:38

Project Coed Darcy Sitewide Trial Pitting
Project No. H4039-14
Carried out for St Modwen Developments Limited

Trial Pit
TPE3671
Sheet 1 of 1

Trial Pit Log

Logged NK **Checked** AP	**Start** 08/01/2015 **End** 08/01/2015	**Equipment, Methods and Remarks** Komatsu PC210 Machine excavated trial pit from GL to 2.6m Terminated on bedrock.	**Dimensions and Orientation** Width 1.00 m Length 2.50 m A / D / B / C	**Ground Level** - **Coordinates** - **National Grid** - **Chainage**

Samples and Tests

Depth	Type & No.	Date Records
1.00	ES 1	
2.00	ES 2	

Strata

Description	Depth, *Level* (Thickness)	Legend	Backfill/ Instruments
1 Soft light brown mottled medium brown slightly sandy slightly gravelly CLAY with low cobble content. Sand is fine. Gravel is subangular to subrounded, fine to coarse of sandstone. Cobbles are subangular to subrounded of sandstone. Occasional rootlets. (VO = 0,0)	(1.50)		
2 Bluish grey slightly silty gravelly fine to coarse SAND with medium cobble content. Gravel is subangular to subrounded, fine to coarse of sandstone. Cobbles are subangular to subrounded of sandstone. Occasional gravel and cobble sized pockets of bluish grey firm clay. (VO = 3,3)	1.50 (1.10)		
2.60 m Bedrock. EXPLORATORY HOLE ENDS AT 2.60 m	2.60		

Depth	Type & No.	Records Date

Groundwater Entries

No.	Struck (m)	Post Strike Behaviour
1	1.00	Slight seepage from all sides.

Depth Related Remarks *
From to (m)

Stability Stable
Shoring None
Weather Sunny

Notes: For explanation of symbols and abbreviations see key sheet. All depths and reduced levels in metres. Stratum thickness given in brackets in depth column.

Scale 1:25

(c) ESG www.esg.co.uk
426.4816/03/2015 15:12:44

Project Coed Darcy Sitewide Trial Pitting
Project No. H4039-14
Carried out for St Modwen Developments Limited

Trial Pit
TPE3672
Sheet 1 of 1

Trial Pit Log

Logged NK **Checked** AP	**Start** 08/01/2015 **End** 08/01/2015	**Equipment, Methods and Remarks** Komatsu PC210 Machine excavated trial pit from GL to 0.9m Terminated on concrete.	**Dimensions and Orientation** Width 1.00 m Length 3.00 m A D B C -	**Ground Level** - **Coordinates** - **National Grid** - **Chainage**

Samples and Tests

Strata

Depth	Type & No.	Date Records	Description	Depth, *Level* (Thickness)	Legend	Backfill/ Instruments
0.50	ES 1		1 (MADE GROUND) Dark brown slightly silty gravelly sand with medium cobble content. Sand is fine to coarse. Gravel is subangular to subrounded, fine to coarse of sandstone, brick, clinker and concrete. Cobbles are subangular to subrounded of sandstone, brick and concrete. Occasional rootlets. (VO = 0,0)	(0.90)		
			EXPLORATORY HOLE ENDS AT 0.90 m 0.90 m Concrete.	0.90		

Depth	Type & No.	Records Date

Groundwater Entries

No.	Struck (m)	Post Strike Behaviour

None observed (see Key Sheet)

Depth Related Remarks *

From **to (m)**

Stability Stable

Shoring None

Weather Sunny

Notes: For explanation of symbols and abbreviations see key sheet. All depths and reduced levels in metres. Stratum thickness given in brackets in depth column.

(c) ESG www.esg.co.uk
426.4816/03/2015 15:12:47

Scale 1:25

Project Coed Darcy Sitewide Trial Pitting

Project No. H4039-14

Carried out for St Modwen Developments Limited

Trial Pit

TPE3673

Trial Pit Log

Logged NK **Checked** AP	**Start** 18/03/2015 **End** 18/03/2015	**Equipment, Methods and Remarks** Komatsu PC210 Machine excavated trial pit from GL to 2.3m Terminated due to collapse.	**Dimensions and Orientation** Width 1.50 m Length 3.00 m A D B C	**Ground Level** - **Coordinates** - **National Grid** - **Chainage**

Samples and Tests

Strata

Depth	Type & No.	Date Records	Description	Depth, *Level* (Thickness)	Legend	Backfill/ Instruments
0.50	ES 1		1 Soft brown sandy gravelly CLAY with medium cobble content. Sand is fine to coarse. Gravel is subangular to subrounded, fine to coarse of sandstone. Cobbles are subangular to subrounded of sandstone. Occasional rootlets. (VO = 0,0)	(2.30)		
1.50	ES 2					
			EXPLORATORY HOLE ENDS AT 2.30 m	2.30		
Depth	**Type & No.**	**Records Date**				

Groundwater Entries

No. Struck (m)	Post Strike Behaviour

None observed (see Key Sheet)

Depth Related Remarks *

From to (m)

Stability Unstable

Shoring None

Weather Sunny

Notes: For explanation of symbols and abbreviations see key sheet. All depths and reduced levels in metres. Stratum thickness given in brackets in depth column.

Scale 1:25

(c) ESG www.esg.co.uk
426.4817/04/2015 13:31:53

Project Coed Darcy Sitewide Trial Pitting

Project No. H4039-14

Carried out for St Modwen Developments Limited

Trial Pit

TPE3715

Trial Pit Log

Logged NK **Checked** AP	**Start** 08/01/2015 **End** 08/01/2015	**Equipment, Methods and Remarks** Komatsu PC210 Machine excavated trial pit from GL to 2.2m Terminated on bedrock.	**Dimensions and Orientation** Width 1.00 m Length 3.00 m A D B C	**Ground Level** - **Coordinates** - **National Grid** - **Chainage**

Samples and Tests

Strata

Depth	Type & No.	Date Records	Description	Depth, *Level* (Thickness)	Legend	Backfill/ Instruments
0.50	ES 1		1 Firm medium grey slightly sandy gravelly CLAY with medium cobble content. Sand is fine to medium. Gravel is subangular to subrounded, fine to coarse of sandstone. Cobbles are subangular to subrounded of sandstone. Occasional gravel sized orange and grey medium sand pockets. (VO = 2,2)	(2.20)		
1.50	ES 2					
			2.20 m Bedrock. EXPLORATORY HOLE ENDS AT 2.20 m	2.20		
Depth	**Type & No.**	**Records Date**				

Groundwater Entries

No.	Struck (m)	Post Strike Behaviour
None observed (see Key Sheet)		

Depth Related Remarks *

From to (m)

Stability Stable

Shoring None

Weather Sunny

Notes: For explanation of symbols and abbreviations see key sheet. All depths and reduced levels in metres. Stratum thickness given in brackets in depth column.

Scale 1:25

(c) ESG www.esg.co.uk
426.4816/03/2015 15:13:33

Project Coed Darcy Sitewide Trial Pitting

Project No. H4039-14

Carried out for St Modwen Developments Limited

Trial Pit

TPE3716

Sheet 1 of 1

Trial Pit Log

Logged NK **Checked** AP	**Start** 08/01/2015 **End** 08/01/2015	**Equipment, Methods and Remarks** Komatsu PC210 Machine excavated trial pit from GL to 0.1m Terminated on concrete.	**Dimensions and Orientation** Width 1.00 m Length 2.00 m A B C D	**Ground Level** - **Coordinates** - **National Grid** - **Chainage**

Samples and Tests

Depth	Type & No.	Date Records
		*

Strata

Description	Depth, *Level* (Thickness)	Legend	Backfill/ Instruments
1 (MADE GROUND) Soft dark brown slightly sandy gravelly SILT with medium cobble content. Sand is fine. Gravel is subangular to subrounded, fine to coarse of sandstone. Cobbles are subangular to subrounded of sandstone. Frequent rootlets. (VO = 0,0) 0.10 m Concrete. EXPLORATORY HOLE ENDS AT 0.10 m	0.10		

Depth	Type & No.	Records Date

Groundwater Entries

No. Struck (m)	Post Strike Behaviour

None observed (see Key Sheet)

Depth Related Remarks *

From	to (m)	
0.00	0.10	No Samples Obtained.

Stability Stable

Shoring None

Weather Sunny

Notes: For explanation of symbols and abbreviations see key sheet. All depths and reduced levels in metres. Stratum thickness given in brackets in depth column.

Scale 1:25

(c) ESG www.esg.co.uk
426.4816/03/2015 15:13:37

Project Coed Darcy Sitewide Trial Pitting

Project No. H4039-14

Carried out for St Modwen Developments Limited

Trial Pit

TPE3717

Trial Pit Log

Logged AW **Checked** AP	**Start** 02/02/2015 **End** 02/02/2015	**Equipment, Methods and Remarks** Komatsu PC210 Machine excavated trial pit from GL to 2.6m Terminated on bedrock.	**Dimensions and Orientation** Width 1.50 m Length 3.00 m A D B C	**Ground Level** - **Coordinates** - **National Grid** - **Chainage**

Samples and Tests

Strata

Depth	Type & No.	Date Records	Description	Depth, *Level* (Thickness)	Legend	Backfill/ Instruments
0.50	ES 1		1 (MADE GROUND) Reddish brown sandy silty subangular to subrounded, fine to coarse GRAVEL of sandstone, brick and concrete with medium cobble content. Sand is fine to coarse. Cobbles are subangular of sandstone, brick and concrete. Moderate plastic and metal fragments. (VO = 0,0)	(0.90)		
1.50	ES 2		2 Grey moderately stained black gravelly sandy SILT with low cobble content. Gravel is subangular to subrounded, fine to coarse of sandstone. Sand is fine. (VO = 3,3)	0.90 (1.70)		
2.50	ES 3		EXPLORATORY HOLE ENDS AT 2.60 m 2.60 m Grey weathered bedrock.	2.60		
Depth	**Type & No.**	**Records Date**				

Groundwater Entries

No. Struck (m)	Post Strike Behaviour
None observed (see Key Sheet)	

Depth Related Remarks *

From to (m)

Stability Stable

Shoring None

Weather Cloudy

Notes: For explanation of symbols and abbreviations see key sheet. All depths and reduced levels in metres. Stratum thickness given in brackets in depth column.

Scale 1:25

(c) ESG www.esg.co.uk
426.4817/03/2015 14:26:00

Project Coed Darcy Sitewide Trial Pitting

Project No. H4039-14

Carried out for St Modwen Developments Limited

Trial Pit

TPE3718

Sheet 1 of 1

Trial Pit Log

Logged AW **Checked** AP	**Start** 02/02/2015 **End** 02/02/2015	**Equipment, Methods and Remarks** Komatsu PC210 Machine excavated trial pit from GL to 1.5m Terminated on bedrock.	**Dimensions and Orientation** Width 1.50 m Length 3.00 m A D B C	**Ground Level** - **Coordinates** - **National Grid** - **Chainage**

Samples and Tests

Depth	Type & No.	Date Records
0.50	ES 1	
1.50	ES 2	

Strata

Description	Depth, *Level* (Thickness)	Legend	Backfill/ Instruments
1 (MADE GROUND) Greyish brown sandy subangular, fine to coarse GRAVEL of sandstone and brick with low cobble content. Sand is fine to coarse. Cobbles are subangular to subrounded of sandstone and occasional brick. (VO = 0,0)	(0.50)		
2 Orangish brown moderately stained black slightly gravelly slightly sandy SILT with low cobble content. Gravel is subangular to subrounded, fine to coarse of sandstone. Sand is fine. Cobbles are subangular to subrounded of sandstone. (VO = 1,1) becoming (VO = 4,4)	0.50 (1.00)		
EXPLORATORY HOLE ENDS AT 1.50 m 1.50 m Grey weathered bedrock.	1.50		

Depth	Type & No.	Records Date

Groundwater Entries

No.	Struck (m)	Post Strike Behaviour
1	1.20	Seepage from burst pipe. Water has black hydrocarbon sheen on surface.

Depth Related Remarks *
From to (m)

Stability Stable
Shoring None
Weather Cloudy

Notes: For explanation of symbols and abbreviations see key sheet. All depths and reduced levels in metres. Stratum thickness given in brackets in depth column.

Scale 1:25

(c) ESG www.esg.co.uk
426.4817/03/2015 14:26:04

Project Coed Darcy Sitewide Trial Pitting
Project No. H4039-14
Carried out for St Modwen Developments Limited

Trial Pit
TPE3719
Sheet 1 of 1

Trial Pit Log

Logged NK **Checked** AP	**Start** 02/02/2015 **End** 02/02/2015	**Equipment, Methods and Remarks** Komatsu PC210 Machine excavated trial pit from GL to 0.6m Terminated on concrete.	**Dimensions and Orientation** Width 1.00 m Length 2.00 m A D B C	**Ground Level** - **Coordinates** - **National Grid** - **Chainage**

Samples and Tests

Strata

Depth	Type & No.	Date Records	Description	Depth, *Level* (Thickness)	Legend	Backfill/ Instruments
			1 (MADE GROUND) Grey gravelly fine to coarse SAND with medium cobble content. Gravel is subangular to subrounded, fine to coarse of sandstone. Cobbles are subangular to subrounded of sandstone and concrete. (VO = 0,0)	(0.30)		
0.50	ES 1		2 (MADE GROUND) Soft black mottled brown sandy gravelly SILT with medium cobble content. Sand is fine to coarse. Gravel is subangular to subrounded, fine to coarse of sandstone, concrete and brick. Cobbles are subangular to subrounded of sandstone and brick. (VO = 4,3)	0.30 (0.30)		
			0.60 m Concrete. EXPLORATORY HOLE ENDS AT 0.60 m	0.60		
Depth	**Type & No.**	**Records Date**				

Groundwater Entries

No.	Struck (m)	Post Strike Behaviour

Depth Related Remarks *

From to (m)

Stability Stable

Shoring None

Weather Rain

Notes: For explanation of symbols and abbreviations see key sheet. All depths and reduced levels in metres. Stratum thickness given in brackets in depth column.

Scale 1:25

(c) ESG www.esg.co.uk
426.4817/03/2015 14:26:11

Project Coed Darcy Sitewide Trial Pitting

Project No. H4039-14

Carried out for St Modwen Developments Limited

Trial Pit

TPE3720

Trial Pit Log

Logged NK **Checked** AP	**Start** 02/02/2015 **End** 02/02/2015	**Equipment, Methods and Remarks** Komatsu PC210 Machine excavated trial pit from GL to 2.2m Terminated on bedrock.	**Dimensions and Orientation** Width 1.00 m Length 3.00 m A / D / B / C	**Ground Level** - **Coordinates** - **National Grid** - **Chainage**

Samples and Tests

Depth	Type & No.	Date Records
0.50	ES 1	
1.50	ES 2	

Strata

Description	Depth, *Level* (Thickness)	Legend	Backfill/ Instruments
1 (MADE GROUND) 0.00-0.10 m Concrete. Brown gravelly fine to coarse SAND with high cobble content. Gravel is subangular to subrounded, fine to coarse of sandstone and concrete. Cobbles are subangular to subrounded of sandstone and concrete. (VO = 0,0)	(0.40)		
2 Soft yellowish grey sandy gravelly SILT with medium cobble content. Sand is fine to medium. Gravel is subangular to subrounded, fine to coarse of sandstone. Cobbles are subangular to subrounded of sandstone. (VO = 1,2)	0.40 (0.60)		
3 Grey mottled black slightly silty slightly gravelly fine SAND with medium cobble content. Gravel is subangular to subrounded, fine to coarse of sandstone. Cobbles are subangular to subrounded of sandstone. (VO = 2,4)	1.00 (1.20)		
2.20 m Bedrock. EXPLORATORY HOLE ENDS AT 2.20 m	2.20		

Depth	Type & No.	Records Date

Groundwater Entries

No. Struck (m)	Post Strike Behaviour
None observed (see Key Sheet)	

Depth Related Remarks *

From to (m)

Stability Stable

Shoring None

Weather Cloudy

Notes: For explanation of symbols and abbreviations see key sheet. All depths and reduced levels in metres. Stratum thickness given in brackets in depth column.

Scale 1:25

(c) ESG www.esg.co.uk
426.4817/03/2015 14:26:27

Project Coed Darcy Sitewide Trial Pitting

Project No. H4039-14

Carried out for St Modwen Developments Limited

Trial Pit

TPE3721

Trial Pit Log

Logged NK **Checked** AP	**Start** 20/03/2015 **End** 20/03/2015	**Equipment, Methods and Remarks** Komatsu PC210 Machine excavated trial pit from GL to 1.80m. Terminated due to cable.	**Dimensions and Orientation** Width 1.00 m Length 2.50 m 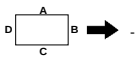 -	**Ground Level** - **Coordinates** - **National Grid** - **Chainage**

Samples and Tests

Depth	Type & No.	Date Records
0.50	ES 1	
1.50	ES 2	

Strata

Description	Depth, *Level* (Thickness)	Legend	Backfill/ Instruments
1 (MADE GROUND) Brown mottled black very gravelly, fine to coarse SAND with medium cobble content. Gravel is subangular to subrounded, fine to coarse of sandstone, clinker and brick. Cobbles are subangular to subrounded of sandstone. (VO = 1,3)	(0.80)		
2 (MADE GROUND) Brown slightly silty gravelly fine to coarse SAND with medium cobble content. Gravel is subangular to subrounded, fine to coarse of sandstone. Cobbles are subangular to subrounded of sandstone. (VO = 1,1)	0.80 (1.00)		
1.20 m Cable.			
EXPLORATORY HOLE ENDS AT 1.80 m	1.80		

Depth	Type & No.	Records Date

Groundwater Entries

No. Struck (m)	Post Strike Behaviour
None observed (see Key Sheet)	

Depth Related Remarks *

From to (m)

Stability Stable

Shoring None

Weather Sunny

Notes: For explanation of symbols and abbreviations see key sheet. All depths and reduced levels in metres. Stratum thickness given in brackets in depth column.

Scale 1:25

(c) ESG www.esg.co.uk
426.4820/04/2015 15:06:22

Project Coed Darcy Sitewide Trial Pitting

Project No. H4039-14

Carried out for St Modwen Developments Limited

Trial Pit

TPE3722

Trial Pit Log

Logged AW **Checked** AP	**Start** 02/02/2015 **End** 02/02/2015	**Equipment, Methods and Remarks** Komatsu PC210 Machine excavated trial pit from GL to 2.2m Terminated on bedrock.	**Dimensions and Orientation** Width 1.50 m Length 3.00 m A B C D	**Ground Level** - **Coordinates** - **National Grid** - **Chainage**

Samples and Tests

Strata

Depth	Type & No.	Date Records	Description	Depth, *Level* (Thickness)	Legend	Backfill/ Instruments
0.50	ES 1		1 (MADE GROUND) Reddish brown gravelly, fine to coarse SAND with high cobble content. Gravel is subangular, fine to coarse of sandstone and occasional brick and concrete. Cobbles are subangular tabular of sandstone and occasional brick. Occasional roots and rootlets. (VO = 1,1)	(1.10)		
1.50	ES 2		2 Soft orangish brown frequently stained black gravelly slightly sandy CLAY with low cobble content. Gravel is subangular to subrounded, fine to coarse of sandstone. Sand is fine. Cobbles are subangular to subrounded occasionally tabular of sandstone. (VO = 5,3)	1.10 (1.10)		
			EXPLORATORY HOLE ENDS AT 2.20 m 2.20 m Grey weathered bedrock.	2.20		
Depth	**Type & No.**	**Records Date**				

Groundwater Entries

No.	Struck (m)	Post Strike Behaviour
None observed (see Key Sheet)		

Depth Related Remarks *

From to (m)

Stability Stable

Shoring None

Weather Sunny

Notes: For explanation of symbols and abbreviations see key sheet. All depths and reduced levels in metres. Stratum thickness given in brackets in depth column.

Scale 1:25

(c) ESG www.esg.co.uk
426.4817/03/2015 14:26:30

Project Coed Darcy Sitewide Trial Pitting

Project No. H4039-14

Carried out for St Modwen Developments Limited

Trial Pit

TPE3744

Sheet 1 of 1

Trial Pit Log

Logged AW **Checked** AP	**Start** 02/02/2015 **End** 02/02/2015	**Equipment, Methods and Remarks** Komatsu PC210 Machine excavated trial pit from GL to 0.4m Terminated on concrete.	**Dimensions and Orientation** Width 1.50 m Length 3.00 m A D B C	**Ground Level** - **Coordinates** - **National Grid** - **Chainage**

Samples and Tests

Depth	Type & No.	Date Records
		*

Strata

Description	Depth, *Level* (Thickness)	Legend	Backfill/ Instruments
1 (MADE GROUND) Dark brown sandy silty subangular, fine to coarse GRAVEL of sandstone, brick and concrete with medium cobble content. Sand is fine to coarse. Cobbles are subangular moderately tabular of sandstone and occasional brick and concrete. (VO = 1,1)	(0.40)		
0.40 m Concrete.	0.40		
EXPLORATORY HOLE ENDS AT 0.40 m			

Depth	Type & No.	Records Date

Groundwater Entries

No. Struck (m)	Post Strike Behaviour

None observed (see Key Sheet)

Depth Related Remarks *

From	to (m)	
0.00	0.40	No Samples Obtained.

Stability Stable

Shoring None

Weather Cloudy

Notes: For explanation of symbols and abbreviations see key sheet. All depths and reduced levels in metres. Stratum thickness given in brackets in depth column.

Scale 1:25

(c) ESG www.esg.co.uk
426.4817/03/2015 14:26:38

Project Coed Darcy Sitewide Trial Pitting

Project No. H4039-14

Carried out for St Modwen Developments Limited

Trial Pit

TPE3745

Trial Pit Log

Logged AW **Checked** AP	**Start** 02/02/2015 **End** 02/02/2015	**Equipment, Methods and Remarks** Komatsu PC210 Machine excavated trial pit from GL to 2.3m Terminated on bedrock.	**Dimensions and Orientation** Width 1.50 m Length 3.00 m A / D / B / C	**Ground Level** - **Coordinates** - **National Grid** - **Chainage**

Samples and Tests

Strata

Depth	Type & No.	Date Records	Description	Depth, *Level* (Thickness)	Legend	Backfill/ Instruments
			1 (MADE GROUND) Dark brown sandy subangular, fine to coarse GRAVEL of sandstone, brick and concrete with medium cobble content. Sand is fine to coarse. Cobbles are subangular occasionally tabular of sandstone, brick and concrete with occasional roots and rootlets. (VO = 0,0)	(1.10)		
0.50	ES 1					
			2 Orangish brown frequently stained black gravelly clayey, fine to coarse SAND with low cobble content. Gravel is subangular to subrounded, fine to coarse of sandstone. Cobbles are subangular to subrounded occasionally tabular of sandstone. (VO = 4,4)	1.10 (1.20)		
1.50	ES 2					
			EXPLORATORY HOLE ENDS AT 2.30 m 2.30 m Grey weathered bedrock.	2.30		

Depth	Type & No.	Records Date

Groundwater Entries

No.	Struck (m)	Post Strike Behaviour
1	2.00	Slight seepage heavily stained black with hydrocarbons.

Depth Related Remarks *

From to (m)

Stability Stable

Shoring None

Weather Cloudy

Notes: For explanation of symbols and abbreviations see key sheet. All depths and reduced levels in metres. Stratum thickness given in brackets in depth column.

Scale 1:25

(c) ESG www.esg.co.uk
426.4817/03/2015 14:26:47

Project Coed Darcy Sitewide Trial Pitting

Project No. H4039-14

Carried out for St Modwen Developments Limited

Trial Pit

TPE3746

Sheet 1 of 1

Trial Pit Log

Logged NK **Checked** AP	**Start** 18/03/2015 **End** 18/03/2015	**Equipment, Methods and Remarks** Komatsu PC210 Machine excavated trial pit from GL to 2.1m Terminated on bedrock.	**Dimensions and Orientation** Width 1.00 m Length 2.50 m A B C D	**Ground Level** - **Coordinates** - **National Grid** - **Chainage**

Samples and Tests

Strata

Depth	Type & No.	Date Records	Description	Depth, *Level* (Thickness)	Legend	Backfill/ Instruments
0.50	ES 1		1 Firm light brown sandy gravelly SILT with medium cobble content. Sand is fine to medium. Gravel is subangualr to subrounded, fine to coarse of sandstone. Cobbles are subangular to subrounded of sandstone. Rare rootlets. Occasional gravel sized pockets of soft light grey and orange clay. (VO = 1,0)	(2.10)		
1.50	ES 2					
			2.10 m Bedrock. EXPLORATORY HOLE ENDS AT 2.10 m	2.10		
Depth	**Type & No.**	**Records Date**				

Groundwater Entries

No. Struck (m)	Post Strike Behaviour
None observed (see Key Sheet)	

Depth Related Remarks *

From to (m)

Stability Stable

Shoring None

Weather Sunny

Notes: For explanation of symbols and abbreviations see key sheet. All depths and reduced levels in metres. Stratum thickness given in brackets in depth column.

Scale 1:25

(c) ESG www.esg.co.uk
426.4817/04/2015 13:31:58

Project Coed Darcy Sitewide Trial Pitting

Project No. H4039-14

Carried out for St Modwen Developments Limited

Trial Pit

TPE3747

Sheet 1 of 1

Trial Pit Log

Logged NK **Checked** AP	**Start** 18/03/2015 **End** 18/03/2015	**Equipment, Methods and Remarks** Komatsu PC210 Terminated due to concrete at surface.	**Dimensions and Orientation** Width 1.00 m Length 2.00 m A D B C	**Ground Level** - **Coordinates** - **National Grid** - **Chainage**

Samples and Tests

Strata

Depth	Type & No.	Date Records	Description	Depth, *Level* (Thickness)	Legend	Backfill/ Instruments
			EXPLORATORY HOLE ENDS AT 0.00 m			

Depth	Type & No.	Records Date

Groundwater Entries

No. Struck (m)	Post Strike Behaviour

None observed (see Key Sheet)

Depth Related Remarks *

From to (m)

Stability Stable

Shoring None

Weather Sunny

Notes: For explanation of symbols and abbreviations see key sheet. All depths and reduced levels in metres. Stratum thickness given in brackets in depth column.

Scale 1:25

(c) ESG www.esg.co.uk
426.4817/04/2015 13:32:24

Project Coed Darcy Sitewide Trial Pitting

Project No. H4039-14

Carried out for St Modwen Developments Limited

Trial Pit

TPE3786

Trial Pit Log

Logged AW **Checked** AP	**Start** 02/02/2015 **End** 02/02/2015	**Equipment, Methods and Remarks** Komatsu PC210 Machine excavated trial pit from GL to 1.0m Terminated due to flooding from pipe.	**Dimensions and Orientation** Width 1.50 m Length 3.00 m A / D / B / C	**Ground Level** - **Coordinates** - **National Grid** - **Chainage**

Samples and Tests

Strata

Depth	Type & No.	Date Records	Description	Depth, *Level* (Thickness)	Legend	Backfill/ Instruments
0.50	ES 1		1 (MADE GROUND) Dark brown sandy silty subangular to subrounded, fine to coarse GRAVEL of sandstone, brick and concrete with low cobble content. Sand is fine to coarse. Cobbles are subangular to subrounded of sandstone and occasional brick and concrete. (VO = 1,1)	(1.00)		
			EXPLORATORY HOLE ENDS AT 1.00 m 1.00 m Pipe.	1.00		1
Depth	**Type & No.**	**Records Date**				

Groundwater Entries

No.	Struck (m)	Post Strike Behaviour
1	1.00	Fast inflow.

Depth Related Remarks *
From to (m)

Stability Stable
Shoring None
Weather Sunny

Notes: For explanation of symbols and abbreviations see key sheet. All depths and reduced levels in metres. Stratum thickness given in brackets in depth column.

Scale 1:25

(c) ESG www.esg.co.uk
426.4817/03/2015 14:27:12

Project Coed Darcy Sitewide Trial Pitting
Project No. H4039-14
Carried out for St Modwen Developments Limited

Trial Pit
TPE3787
Sheet 1 of 1

Trial Pit Log

Logged JH **Checked** AP	**Start** 25/03/2015 **End** 25/03/2015	**Equipment, Methods and Remarks** Komatsu PC210 Machine excavated trial pit from GL to 1.40m. Terminated on bedrock.	**Dimensions and Orientation** Width 1.00 m Length 2.00 m A D B C 000 (Deg)	**Ground Level** - **Coordinates** - **National Grid** - **Chainage**

Samples and Tests

Strata

Depth	Type & No.	Date Records	Description	Depth, *Level* (Thickness)	Legend	Backfill/ Instruments
0.50	ES 1		1 (MADE GROUND) Firm brownish grey slightly sandy gravelly SILT with medium cobble content. Sand is fine to coarse. Gravel is subangular to subrounded, fine to coarse of sandstone. Cobbles are subrounded of sandstone. (VO = 0,0)	(1.40)		
			1.40 m Bedrock. EXPLORATORY HOLE ENDS AT 1.40 m	1.40		
Depth	**Type & No.**	**Records Date**				

Groundwater Entries

No. Struck (m)	Post Strike Behaviour
None observed (see Key Sheet)	

Depth Related Remarks *

From to (m)

Stability Stable

Shoring None

Weather Windy

Notes: For explanation of symbols and abbreviations see key sheet. All depths and reduced levels in metres. Stratum thickness given in brackets in depth column.

Scale 1:25

(c) ESG www.esg.co.uk
426.4807/04/2015 11:21:59

Project Coed Darcy Sitewide Trial Pitting

Project No. H4039-14

Carried out for St Modwen Developments Limited

Trial Pit

IP3800-10

Trial Pit Log

Logged NK **Checked** AP	**Start** 25/03/2015 **End** 25/03/2015	**Equipment, Methods and Remarks** Komatsu PC210 Machine excavated trial pit from GL to 1.80m. Terminated on bedrock.	**Dimensions and Orientation** Width 1.00 m Length 2.50 m A D B C	**Ground Level** - **Coordinates** - **National Grid** - **Chainage**

Samples and Tests

Strata

Depth	Type & No.	Date Records	Description	Depth, *Level* (Thickness)	Legend	Backfill/ Instruments
0.50	ES 1		1 (MADE GROUND) Soft dark brown sandy gravelly SILT with medium cobble content. Sand is fine to coarse. Gravel is subangular to subrounded, fine to coarse of sandstone, concrete and brick. Cobbles are subangular to subrounded of sandstone, concrete and brick. (VO = 0,0)	(1.80)		
1.50	ES 2					
			1.80 m Bedrock. EXPLORATORY HOLE ENDS AT 1.80 m	1.80		
Depth	**Type & No.**	**Records Date**				

Groundwater Entries

No. Struck (m)	Post Strike Behaviour
None observed (see Key Sheet)	

Depth Related Remarks *

From to (m)

Stability Stable

Shoring None

Weather Cloudy

Notes: For explanation of symbols and abbreviations see key sheet. All depths and reduced levels in metres. Stratum thickness given in brackets in depth column.

Scale 1:25

(c) ESG www.esg.co.uk
426.4807/04/2015 11:22:04

Project Coed Darcy Sitewide Trial Pitting

Project No. H4039-14

Carried out for St Modwen Developments Limited

Trial Pit

IP3802-7

Sheet 1 of 1

Trial Pit Log

Logged JH **Checked** AP	**Start** 25/03/2015 **End** 25/03/2015	**Equipment, Methods and Remarks** Komatsu PC210 Machine excavated trial pit from GL to 1.40m. Terminated on bedrock.	**Dimensions and Orientation** Width 1.00 m Length 2.00 m A / D / B / C 000 (Deg)	**Ground Level** - **Coordinates** - **National Grid** - **Chainage**

Samples and Tests

Strata

Depth	Type & No.	Date Records	Description	Depth, *Level* (Thickness)	Legend	Backfill/ Instruments
0.50	ES 1		1 Firm brownish grey slightly sandy gravelly SILT with medium cobble content. Sand is fine to coarse. Gravel is subrounded, fine to coarse of sandstone. Cobbles are subrounded to well rounded of sandstone. (VO = 0,0)	(1.40)		
			1.40 m Bedrock. EXPLORATORY HOLE ENDS AT 1.40 m	1.40		

Depth	Type & No.	Records Date

Groundwater Entries

No. Struck (m)	Post Strike Behaviour

None observed (see Key Sheet)

Depth Related Remarks *

From to (m)

Stability Stable

Shoring None

Weather Windy

Notes: For explanation of symbols and abbreviations see key sheet. All depths and reduced levels in metres. Stratum thickness given in brackets in depth column.

Scale 1:25

(c) ESG www.esg.co.uk
426.4807/04/2015 11:22:08

Project Coed Darcy Sitewide Trial Pitting

Project No. H4039-14

Carried out for St Modwen Developments Limited

Trial Pit

IP3803-8

Trial Pit Log

Logged JH **Checked** AP	**Start** 25/03/2015 **End** 25/03/2015	**Equipment, Methods and Remarks** Komatsu PC210 Machine excavated trial pit from GL to 0.90m. Terminated on bedrock.	**Dimensions and Orientation** Width 1.60 m Length 3.50 m A / D / B / C 060 (Deg)	**Ground Level** - **Coordinates** - **National Grid** - **Chainage**

Samples and Tests

Depth	Type & No.	Date Records
0.50	ES 1	

Strata

Description	Depth, *Level* (Thickness)	Legend	Backfill/ Instruments
1 (MADE GROUND) Firm brownish grey slightly sandy gravelly SILT with medium cobble content. Sand is fine to coarse. Gravel is subangular to subrounded, fine to coarse of sandstone and brick. Cobbles are subrounded to well rounded of sandstone. (VO = 0,0)	(0.90)		
0.90 m Bedrock.	0.90		
EXPLORATORY HOLE ENDS AT 0.90 m			

Depth	Type & No.	Records Date

Groundwater Entries

No. Struck (m)	Post Strike Behaviour

None observed (see Key Sheet)

Depth Related Remarks *

From to (m)

Stability Stable

Shoring None

Weather Windy

Notes: For explanation of symbols and abbreviations see key sheet. All depths and reduced levels in metres. Stratum thickness given in brackets in depth column.

Scale 1:25

(c) ESG www.esg.co.uk
426.4807/04/2015 11:22:12

Project Coed Darcy Sitewide Trial Pitting

Project No. H4039-14

Carried out for St Modwen Developments Limited

Trial Pit

IP3804-6

Trial Pit Log

Logged NK **Checked** AP	**Start** 25/03/2015 **End** 25/03/2015	**Equipment, Methods and Remarks** Komatsu PC210 Machine excavated trial pit from GL to 1.70m. Terminated on bedrock.	**Dimensions and Orientation** Width 1.00 m Length 2.50 m A D B C	**Ground Level** - **Coordinates** - **National Grid** - **Chainage**

Samples and Tests

Strata

Depth	Type & No.	Date Records	Description	Depth, *Level* (Thickness)	Legend	Backfill/ Instruments
0.50	ES 1		1 (MADE GROUND) Soft dark brown sandy gravelly SILT with medium cobble content. Sand is fine to coarse. Gravel is subangular to subrounded, fine to coarse of sandstone, concrete and brick. Cobbles are subangular to subrounded of sandstone, concrete and brick. (VO = 0,0)	(1.70)		
1.50	ES 2					1
			1.70 m Bedrock. EXPLORATORY HOLE ENDS AT 1.70 m	1.70		
Depth	**Type & No.**	**Records Date**				

Groundwater Entries

No.	Struck (m)	Post Strike Behaviour
1	1.70	Pooling at base.

Depth Related Remarks *
From to (m)

Stability Stable
Shoring None
Weather Cloudy

Notes: For explanation of symbols and abbreviations see key sheet. All depths and reduced levels in metres. Stratum thickness given in brackets in depth column.

Scale 1:25

(c) ESG www.esg.co.uk
426.4807/04/2015 11:22:16

Project Coed Darcy Sitewide Trial Pitting
Project No. H4039-14
Carried out for St Modwen Developments Limited

Trial Pit
IP3805-5
Sheet 1 of 1

Trial Pit Log

Logged JH **Checked** AP	**Start** 25/03/2015 **End** 25/03/2015	**Equipment, Methods and Remarks** Komatsu PC10 Machine excavated trial pit from GL to 0.80m. Terminated on bedrock.	**Dimensions and Orientation** Width 1.60 m Length 3.50 m A / D / B / C 061 (Deg)

Ground Level -
Coordinates -
National Grid -
Chainage

Samples and Tests

Strata

Depth	Type & No.	Date Records	Description	Depth, *Level* (Thickness)	Legend	Backfill/ Instruments
0.50	ES 1		1 (MADE GROUND) Firm brown grey slightly sandy gravelly SILT with low cobble content. Gravel is subangular to subrounded, fine to coarse of sandstone and brick. Cobbles are subrounded of sandstone. (VO = 0,0)	(0.80)		
			0.80 m Bedrock.	0.80		
			EXPLORATORY HOLE ENDS AT 0.80 m			
Depth	**Type & No.**	**Records Date**				

Groundwater Entries

No. Struck (m)	Post Strike Behaviour

None observed (see Key Sheet)

Depth Related Remarks *
From to (m)

Stability Stable
Shoring None
Weather Windy

Notes: For explanation of symbols and abbreviations see key sheet. All depths and reduced levels in metres. Stratum thickness given in brackets in depth column.

Scale 1:25

(c) ESG www.esg.co.uk
426.4807/04/2015 11:22:20

Project Coed Darcy Sitewide Trial Pitting
Project No. H4039-14
Carried out for St Modwen Developments Limited

Trial Pit
IP3806-4
Sheet 1 of 1

Trial Pit Log

Logged NK **Checked** AP	**Start** 25/03/2015 **End** 25/03/2015	**Equipment, Methods and Remarks** Komatsu PC210 Machine excavated trial pit from GL to 1.70m. Terminated on bedrock.	**Dimensions and Orientation** Width 1.00 m Length 2.50 m 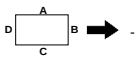	**Ground Level** - **Coordinates** - **National Grid** - **Chainage**

Samples and Tests

Depth	Type & No.	Date Records
0.50	ES 1	
1.50	ES 2	

Strata

Description	Depth, *Level* (Thickness)	Legend	Backfill/ Instruments
1 (MADE GROUND) Soft dark brown mottled brown sandy gravelly SILT with medium cobble content. Sand is fine to coarse. Gravel is subangular to subrounded, fine to coarse of sandstone, concrete and brick. Cobbles are subangular to subrounded of sandstone, concrete and brick. (VO = 0,0)	(1.70)		
1.70 m Bedrock. EXPLORATORY HOLE ENDS AT 1.70 m	1.70		

Depth	Type & No.	Records Date

Groundwater Entries

No. Struck (m)	Post Strike Behaviour
None observed (see Key Sheet)	

Depth Related Remarks *

From to (m)

Stability Stable

Shoring None

Weather Cloudy

Notes: For explanation of symbols and abbreviations see key sheet. All depths and reduced levels in metres. Stratum thickness given in brackets in depth column.

Scale 1:25

(c) ESG www.esg.co.uk
426.4807/04/2015 11:22:24

Project Coed Darcy Sitewide Trial Pitting

Project No. H4039-14

Carried out for St Modwen Developments Limited

Trial Pit

IP3807-3

Trial Pit Log

Logged NK **Checked** AP	**Start** 25/03/2015 **End** 25/03/2015	**Equipment, Methods and Remarks** Komatsu PC210 Machine excavated trial pit from GL to 1.80m. Terminated on bedrock.	**Dimensions and Orientation** Width 1.00 m Length 2.50 m 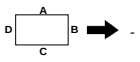	**Ground Level** - **Coordinates** - **National Grid** - **Chainage**

Samples and Tests

Strata

Depth	Type & No.	Date Records	Description	Depth, *Level* (Thickness)	Legend	Backfill/ Instruments
0.50	ES 1		1 (MADE GROUND) Soft dark brown sandy gravelly SILT with medium cobble content. Sand is fine to coarse. Gravel is subangular to subrounded, fine to coarse of sandstone, concrete and brick. Cobbles are subangular to subrounded of sandstone, concrete and brick. (VO = 0,0)	(1.80)		
1.50	ES 2					
			1.80 m Bedrock. EXPLORATORY HOLE ENDS AT 1.80 m	1.80		
Depth	**Type & No.**	**Records Date**				

Groundwater Entries

No. Struck (m)	Post Strike Behaviour
None observed (see Key Sheet)	

Depth Related Remarks *

From to (m)

Stability Stable

Shoring None

Weather Cloudy

Notes: For explanation of symbols and abbreviations see key sheet. All depths and reduced levels in metres. Stratum thickness given in brackets in depth column.

Scale 1:25

(c) ESG www.esg.co.uk
426.4807/04/2015 11:22:28

Project Coed Darcy Sitewide Trial Pitting

Project No. H4039-14

Carried out for St Modwen Developments Limited

Trial Pit

IP3808-1

Sheet 1 of 1

Trial Pit Log

Logged NK **Checked** AP	**Start** 26/03/2015 **End** 26/03/2015	**Equipment, Methods and Remarks** Komatsu PC210 Machine excavated trial pit from GL to 1.60m. Terminated on bedrock.	**Dimensions and Orientation** Width 1.00 m Length 2.50 m A / D / B / C

Ground Level -
Coordinates -
National Grid -
Chainage

Samples and Tests

Strata

Depth	Type & No.	Date Records	Description	Depth, *Level* (Thickness)	Legend	Backfill/ Instruments
0.50	ES 1		1 (MADE GROUND) Soft brown sandy gravelly SILT with medium cobble content. Sand is fine to coarse. Gravel is subangular to subrounded, fine to coarse fo sandstone, concrete and brick. Cobbles are subangular to subrounded, of sandstone. Occasional cobble sized pockets of soft orange silt. (VO = 0,1)	(1.60)		1
			1.60 m Bedrock. EXPLORATORY HOLE ENDS AT 1.60 m	1.60		

Depth	Type & No.	Records Date

Groundwater Entries

No.	Struck (m)	Post Strike Behaviour
1	1.60	Slight pooling at base.

Depth Related Remarks *
From to (m)

Stability Stable
Shoring None
Weather Sunny

Notes: For explanation of symbols and abbreviations see key sheet. All depths and reduced levels in metres. Stratum thickness given in brackets in depth column.

Scale 1:25

(c) ESG www.esg.co.uk
426.4807/04/2015 11:22:32

Project Coed Darcy Sitewide Trial Pitting
Project No. H4039-14
Carried out for St Modwen Developments Limited

Trial Pit
IP3810-9
Sheet 1 of 1

Trial Pit Log

Logged JH **Checked** AP	**Start** 25/03/2015 **End** 25/03/2015	**Equipment, Methods and Remarks** Komatsu PC210 Machine excavated trial pit from GL to 0.70m. Terminated on bedrock.	**Dimensions and Orientation** Width 1.60 m Length 3.50 m A D B C	**Ground Level** - **Coordinates** - **National Grid** - **Chainage**

Samples and Tests

Strata

Depth	Type & No.	Date Records	Description	Depth, *Level* (Thickness)	Legend	Backfill/ Instruments
0.50	ES 1		1 (MADE GROUND) Firm brown slightly sandy gravelly SILT with low cobble content. Sand is fine to coarse. GRavel is subangular to subrounded, fine to coarse of sandstone and brick. Cobbles are subangular to subrounded of sandstone and brick. (VO = 0,0)	(0.70)		
			0.70 m Bedrock. EXPLORATORY HOLE ENDS AT 0.70 m	0.70		
Depth	**Type & No.**	**Records Date**				

Groundwater Entries

No. Struck (m)	Post Strike Behaviour
None observed (see Key Sheet)	

Depth Related Remarks *

From to (m)

Stability Stable

Shoring None

Weather Windy

Notes: For explanation of symbols and abbreviations see key sheet. All depths and reduced levels in metres. Stratum thickness given in brackets in depth column.

Scale 1:25

(c) ESG www.esg.co.uk
426.4807/04/2015 11:22:36

Project Coed Darcy Sitewide Trial Pitting

Project No. H4039-14

Carried out for St Modwen Developments Limited

Trial Pit

IP3811-2

Trial Pit Log

Logged AW **Checked** AP	**Start** 20/01/2015 **End** 20/01/2015	**Equipment, Methods and Remarks** Komatsu PC210 Machine excavated trial pit from GL to 0.6m Terminated on bedrock.	**Dimensions and Orientation** Width 1.50 m Length 3.00 m A B C D	**Ground Level** - **Coordinates** - **National Grid** - **Chainage**

Samples and Tests

Strata

Depth	Type & No.	Date Records	Description	Depth, *Level* (Thickness)	Legend	Backfill/ Instruments
0.50	ES 1		1 Orange gravelly sandy SILT with low cobble content. Gravel is subangular to subrounded, fine to coarse of sandstone. Sand is fine to coarse. Cobbles are subangular to subrounded of sandstone. Occasional roots and rootlets. (VO = 0,0)	(0.60)		
			EXPLORATORY HOLE ENDS AT 0.60 m 0.60 m Grey weathered bedrock.	0.60		

Depth	Type & No.	Records Date

Groundwater Entries

No. Struck (m)	Post Strike Behaviour

None observed (see Key Sheet)

Depth Related Remarks *

From to (m)

Stability Stable

Shoring None

Weather Rain

Notes: For explanation of symbols and abbreviations see key sheet. All depths and reduced levels in metres. Stratum thickness given in brackets in depth column.

(c) ESG www.esg.co.uk
426.4805/03/2015 14:35:53

Scale 1:25

Project Coed Darcy Sitewide Trial Pitting

Project No. H4039-14

Carried out for St Modwen Developments Limited

Trial Pit

TPE2314

Trial Pit Log

Logged AW **Checked** AP	**Start** 20/01/2015 **End** 20/01/2015	**Equipment, Methods and Remarks** Komatsu PC210 Machine excavated trial pit from GL to 1.1m Terminated on bedrock.	**Dimensions and Orientation** Width 1.50 m Length 3.00 m	**Ground Level** - **Coordinates** - **National Grid** - **Chainage**

Samples and Tests

Depth	Type & No.	Date Records
0.50	ES 1	

Strata

Description	Depth, *Level* (Thickness)	Legend	Backfill/ Instruments
1 Orangish brown slightly gravelly SILT with low cobble content. Gravel is subangular to subrounded, fine to coarse of sandstone. Cobbles are subangular to subrounded of sandstone. Occasional roots and rootlets. (VO = 0,0)	(0.40) 0.40		
2 Bluish grey sandy clayey subangular to subrounded, fine to coarse GRAVEL of sandstone with low cobble content. Sand is fine to coarse. Cobbles are subrounded of sandstone. (VO = 4,3)	(0.70)		
EXPLORATORY HOLE ENDS AT 1.10 m 1.10 m Grey weathered bedrock.	1.10		

Depth	Type & No.	Records Date

Groundwater Entries

No. Struck (m)	Post Strike Behaviour
None observed (see Key Sheet)	

Depth Related Remarks *

From to (m)

Stability Stable

Shoring None

Weather Rain

Notes: For explanation of symbols and abbreviations see key sheet. All depths and reduced levels in metres. Stratum thickness given in brackets in depth column.

Scale 1:25

(c) ESG www.esg.co.uk
426.4805/03/2015 14:35:58

Project Coed Darcy Sitewide Trial Pitting

Project No. H4039-14

Carried out for St Modwen Developments Limited

Trial Pit

TPE2316

Trial Pit Log

ESG Environmental Scientifics Group

Logged AW **Checked** AP	**Start** 20/01/2015 **End** 20/01/2015	**Equipment, Methods and Remarks** Komatsu PC210 Machine excavated trial pit from GL to 2.3m Terminated on bedrock.	**Dimensions and Orientation** Width 1.50 m Length 3.00 m A D B C	**Ground Level** - **Coordinates** - **National Grid** - **Chainage**

Samples and Tests

Strata

Depth	Type & No.	Date Records	Description	Depth, *Level* (Thickness)	Legend	Backfill/ Instruments
			1 (MADE GROUND) Reddish brown gravelly slightly sandy SILT with medium cobble content. Gravel is subangular to subrounded, fine to coarse of sandstone and brick. Sand is fine to coarse. Cobbles are subangular of sandstone and brick. Moderate roots and rootlets. (VO = 1,1)	(0.30) 0.30		
0.50	ES 1		2 Soft bluish grey gravelly slightly sandy CLAY with medium cobble content. Gravel is subangular to subrounded of sandstone. Sand is fine. Cobbles are subrounded of sandstone. (VO = 4,4)	(2.00)		
1.50	ES 2					
			EXPLORATORY HOLE ENDS AT 2.30 m 2.30 m Grey weathered bedrock.	2.30		
Depth	**Type & No.**	**Records Date**				

Groundwater Entries

No. Struck (m)	Post Strike Behaviour
None observed (see Key Sheet)	

Depth Related Remarks *

From to (m)

Stability Stable

Shoring None

Weather Sunny

Notes: For explanation of symbols and abbreviations see key sheet. All depths and reduced levels in metres. Stratum thickness given in brackets in depth column.

Scale 1:25

(c) ESG www.esg.co.uk
426.4805/03/2015 14:36:46

Project Coed Darcy Sitewide Trial Pitting

Project No. H4039-14

Carried out for St Modwen Developments Limited

Trial Pit

TPE2370

Trial Pit Log

ESG Environmental Scientifics Group

Logged NK **Checked** AP	**Start** 27/01/2015 **End** 27/01/2015	**Equipment, Methods and Remarks** Komatsu PC210 Machine excavated trial pit from GL to 2.4m Terminated on bedrock.	**Dimensions and Orientation** Width 1.00 m Length 2.00 m	**Ground Level** - **Coordinates** - **National Grid** - **Chainage**

Samples and Tests

Strata

Depth	Type & No.	Date Records	Description	Depth, *Level* (Thickness)	Legend	Backfill/ Instruments
			1 (MADE GROUND) Soft light brown mottled brown sandy gravelly SILT with medium cobble content. Sand is fine to medium. Gravel is subangular to subrounded, fine to coarse of sandstone, concrete and brick. Cobbles are subangular to subrounded of sandstone, concrete and brick. Rare rootlets. (VO = 0,0)	(0.70)		
0.50	ES 1			0.70		
			2 (MADE GROUND) Soft grey sandy gravlly SILT with medium cobble content. Sand is fine to medium. Gravel is subangular to subrounded, fine to coarse of sandstone and concrete. Cobbles are subangular to subrounded of sandstone, concrete and brick. Occasional rootlets. (VO = 2,1)	(1.20)		
1.00	ES 2			1.90		
			3 Orangish brown slightly silty gravelly fine to medium SAND with medium cobble content. Gravel is subangular to subrounded, fine to coarse of sandstone. Cobbles are subangular to subrounded of sandstone. (VO = 0,0)	(0.50)		
2.00	ES 3			2.40		
			EXPLORATORY HOLE ENDS AT 2.40 m — 2.40 m Bedrock.			
Depth	**Type & No.**	**Records Date**				

Groundwater Entries

No. Struck (m)	Post Strike Behaviour
None observed (see Key Sheet)	

Depth Related Remarks *

From to (m)

Stability Stable

Shoring None

Weather Cloudy

Notes: For explanation of symbols and abbreviations see key sheet. All depths and reduced levels in metres. Stratum thickness given in brackets in depth column.

Scale 1:25

(c) ESG www.esg.co.uk
426.4805/03/2015 10:21:19

Project Coed Darcy Sitewide Trial Pitting

Project No. H4039-14

Carried out for St Modwen Developments Limited

Trial Pit

TPE2609

Sheet 1 of 1

Trial Pit Log

Logged JH **Checked** AP	**Start** 18/02/2015 **End** 18/02/2015	**Equipment, Methods and Remarks** Komatsu PC210 Machine excavated trial pit from GL to 5.5m Terminated at maximum reach of excavator.	**Dimensions and Orientation** Width 1.70 m Length 3.50 m A / D / B / C 167 (Deg)	**Ground Level** - **Coordinates** - **National Grid** - **Chainage**

Samples and Tests

Depth	Type & No.	Date Records
0.50	ES 1	
1.50	ES 2	
2.50	ES 3	
3.50	ES 4	
4.50	ES 5	

Strata

Description	Depth, *Level* (Thickness)	Legend	Backfill/ Instruments
1 (MADE GROUND) 0.00-0.50 m Dark grey brown slightly sandy clayey, fine to coarse subangular to subrounded GRAVEL of sandstone and rare brick. Sand is fine to coarse. Occasional cobbles of angular to subrounded of sandstone and brick. Rare black oil stained sand. (VO = 1,1) Rare metal bars.	(5.50)		
Stratum continues to 5.50 m			

Depth	Type & No.	Records Date

Groundwater Entries

No. Struck (m)	Post Strike Behaviour
None observed (see Key Sheet)	

Depth Related Remarks *

From to (m)

Stability Collapse of Face A

Shoring None

Weather Dry

Notes: For explanation of symbols and abbreviations see key sheet. All depths and reduced levels in metres. Stratum thickness given in brackets in depth column.

Scale 1:25

(c) ESG www.esg.co.uk
426.4817/03/2015 14:22:16

Project Coed Darcy Sitewide Trial Pitting

Project No. H4039-14

Carried out for St Modwen Developments Limited

Trial Pit

TPE2618

Trial Pit Log

Logged JH **Checked** AP	**Start** 18/02/2015 **End** 18/02/2015	**Equipment, Methods and Remarks** Komatsu PC210 Machine excavated trial pit from GL to 5.5m Terminated at maximum reach of excavator.	**Dimensions and Orientation** Width 1.70 m Length 3.50 m A / D / B / C 167 (Deg)	**Ground Level** - **Coordinates** - **National Grid** - **Chainage**

Samples and Tests

Depth	Type & No.	Date Records

Strata

Description	Depth, *Level* (Thickness)	Legend	Backfill/ Instruments
1 (MADE GROUND) Dark grey brown slightly sandy clayey, fine to coarse subangular to subrounded GRAVEL of sandstone and rare brick. Sand is fine to coarse. Occasional cobbles of angular to subrounded of sandstone and brick. Rare black oil stained sand. (VO = 1,1)			
EXPLORATORY HOLE ENDS AT 5.50 m	5.50		

Depth	Type & No.	Records Date

Groundwater Entries

No. Struck (m)	Post Strike Behaviour
None observed (see Key Sheet)	

Depth Related Remarks *

From to (m)

Stability Collapse of Face A

Shoring None

Weather Dry

Notes: For explanation of symbols and abbreviations see key sheet. All depths and reduced levels in metres. Stratum thickness given in brackets in depth column.

Scale 1:25

(c) ESG www.esg.co.uk
426.4817/03/2015 14:22:17

Project Coed Darcy Sitewide Trial Pitting

Project No. H4039-14

Carried out for St Modwen Developments Limited

Trial Pit

TPE2618

Trial Pit Log

Logged JH **Checked** AP	**Start** 13/03/2015 **End** 13/03/2015	**Equipment, Methods and Remarks** Komatsu PC210 Machine excavated trial pit from GL to 2.90m. Terminated on bedrock.	**Dimensions and Orientation** Width 1.60 m Length 3.50 m	**Ground Level** - **Coordinates** - **National Grid** - **Chainage**

Samples and Tests

Depth	Type & No.	Date Records
0.50	ES 1	
1.50	ES 2	
2.50	ES 3	

Strata

Description	Depth, *Level* (Thickness)	Legend	Backfill/ Instruments
1 Firm orangish brown slightly sandy gravelly SILT with moderate cobble content. Sand is fine to coarse. Gravel is subangular to subrounded fine to coarse of sandstone. Cobbles are subrounded to well rounded of sandstone. (VO = 0,0)	(1.70)		
2 Grey slightly sandy silty subangular to subrounded fine to coarse GRAVEL of sandstone with moderate cobble content. Sand is fine to coarse. Cobbles are subrounded to well rounded of sandstone. (VO = 0,0)	1.70 (1.20)		
EXPLORATORY HOLE ENDS AT 2.90 m	2.90		

Depth	Type & No.	Records Date

Groundwater Entries

No. Struck (m)	Post Strike Behaviour
None observed (see Key Sheet)	

Depth Related Remarks *

From to (m)

Stability Stable

Shoring None

Weather Overcast

Notes: For explanation of symbols and abbreviations see key sheet. All depths and reduced levels in metres. Stratum thickness given in brackets in depth column.

Scale 1:25

(c) ESG www.esg.co.uk
426.4815/04/2015 13:43:46

Project Coed Darcy Sitewide Trial Pitting

Project No. H4039-14

Carried out for St Modwen Developments Limited

Trial Pit

TPE2865

Trial Pit Log

Logged AW **Checked** AP	**Start** 05/01/2015 **End** 05/01/2015	**Equipment, Methods and Remarks** Komatsu PC210 Machine excavated trial pit from GL to 1.3m Terminated on bedrock.	**Dimensions and Orientation** Width 1.50 m Length 3.00 m A D B C	**Ground Level** - **Coordinates** - **National Grid** - **Chainage**

Samples and Tests

Strata

Depth	Type & No.	Date Records	Description	Depth, *Level* (Thickness)	Legend	Backfill/ Instruments
			1 Dark brown gravelly slightly sandy SILT with low cobble content. Gravel is subangular to subrounded, fine to coarse of sandstone. Sand is fine to coarse. Cobbles are subangular to subrounded occasionally tabular of sandstone. Occasional roots and rootlets. (VO = 0,0)	(0.30)		
				0.30		
0.50	ES 1		2 Orange slightly gravelly slightly sandy SILT with low cobble content. Gravel is subangular, fine to coarse of sandstone. Sand is fine. Cobbles are subangular to subrounded of sandstone. (VO = 0,0)	(1.00)		
			EXPLORATORY HOLE ENDS AT 1.30 m 1.30 m Grey weathered bedrock.	1.30		
Depth	**Type & No.**	**Records Date**				

Groundwater Entries

No. Struck (m)	Post Strike Behaviour
None observed (see Key Sheet)	

Depth Related Remarks *

From to (m)

Stability Stable

Shoring None

Weather Cloudy

Notes: For explanation of symbols and abbreviations see key sheet. All depths and reduced levels in metres. Stratum thickness given in brackets in depth column.

Scale 1:25

(c) ESG www.esg.co.uk
426.4819/02/2015 15:00:46

Project Coed Darcy Sitewide Trial Pitting

Project No. H4039-14

Carried out for St Modwen Developments Limited

Trial Pit

TPE2921

Trial Pit Log

Logged CB **Checked** AP	**Start** 13/02/2015 **End** 13/02/2015	**Equipment, Methods and Remarks** Komatsu PC210 Machine excavated trial pit from GL to 2.0m Terminated on bedrock.	**Dimensions and Orientation** Width 1.50 m Length 3.00 m A D B C	**Ground Level** - **Coordinates** - **National Grid** - **Chainage**

Samples and Tests

Strata

Depth	Type & No.	Date Records	Description	Depth, *Level* (Thickness)	Legend	Backfill/ Instruments
			1 Soft dark brown slightly gravelly sandy CLAY with low cobble content. Gravel is angular to subrounded, fine to coarse of sandstone. Sand is fine to coarse. Cobbles are angular to subrounded of sandstone. Frequent roots and rootlets.	0.10		
0.50	ES 1		2 Soft light orangishbrown slightly gravelly sandy CLAY with low cobble content. Gravel is angular to subrounded, fine to coarse of sandstone. Sand is fine to coarse. Cobbles are angular to subrounded of sandstone. (VO = 0,0)	(1.40)		
1.50	ES 2		3 Soft light greenish brown slightly gravelly sandy CLAY with high cobble content. Gravel is well angular to subrounded, fine to coarse of sandstone. Sand is fine to coarse. Cobbles are tabular well angular to angular of sandstone. (VO = 1,1)	1.50 (0.50)		
			EXPLORATORY HOLE ENDS AT 2.00 m 2.00 m Grey weathered bedrock.	2.00		
Depth	**Type & No.**	**Records Date**				

Groundwater Entries

No.	Struck (m)	Post Strike Behaviour
None observed (see Key Sheet)		

Depth Related Remarks *

From to (m)

Stability Stable

Shoring None

Weather Rain

Notes: For explanation of symbols and abbreviations see key sheet. All depths and reduced levels in metres. Stratum thickness given in brackets in depth column.

Scale 1:25

(c) ESG www.esg.co.uk
426.4810/03/2015 12:24:01

Project Coed Darcy Sitewide Trial Pitting

Project No. H4039-14

Carried out for St Modwen Developments Limited

Trial Pit

TPE2924

Sheet 1 of 1

Trial Pit Log

ESG Environmental Scientifics Group

Logged NK **Checked** AP	**Start** 06/01/2015 **End** 06/01/2015	**Equipment, Methods and Remarks** Komatsu PC210 Machine excavated trial pit from GL to 0.4m Terminated due to cable.	**Dimensions and Orientation** Width 1.00 m Length 1.50 m A / D / B / C	**Ground Level** - **Coordinates** - **National Grid** - **Chainage**

Samples and Tests

Strata

Depth	Type & No.	Date Records	Description	Depth, *Level* (Thickness)	Legend	Backfill/ Instruments
		*	1 Soft light brown slightly sandy slightly gravelly SILT with low cobble content. Sand is fine. Gravel is subangular to subrounded, fine to coarse of sandstone. Cobbles are subangular to subrounded, fine to medium of sandstone. (VO = 0,0)	(0.40)		
			EXPLORATORY HOLE ENDS AT 0.40 m	0.40		

Depth	Type & No.	Records Date

Groundwater Entries

No. Struck (m)	Post Strike Behaviour

None observed (see Key Sheet)

Depth Related Remarks *

From	to (m)	
0.00	0.40	No Samples Obtained.

Stability Stable

Shoring None

Weather Cloudy

Notes: For explanation of symbols and abbreviations see key sheet. All depths and reduced levels in metres. Stratum thickness given in brackets in depth column.

Scale 1:25

(c) ESG www.esg.co.uk
426.4819/02/2015 15:01:48

Project Coed Darcy Sitewide Trial Pitting

Project No. H4039-14

Carried out for St Modwen Developments Limited

Trial Pit

TPE3233

Trial Pit Log

Logged NK **Checked** AP	**Start** 14/01/2015 **End** 14/01/2015	**Equipment, Methods and Remarks** Komatsu PC210 Machine excavated trial pit from GL to 2.7m Terminated on bedrock.	**Dimensions and Orientation** Width 1.00 m Length 3.00 m 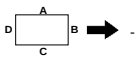	**Ground Level** - **Coordinates** - **National Grid** - **Chainage**

Samples and Tests

Depth	Type & No.	Date Records
0.50	ES 1	
1.50	ES 2	
2.50	ES 3	

Strata

Description	Depth, *Level* (Thickness)
1 Soft light brown mottled orange slightly sandy gravelly SILT with low cobble content. Sand is fine to medium. Gravel is subangular to subrounded, fine to coarse of sandstone. Cobbles are subangular to subrounded of sandstone. Occasional rootlets. (VO = 0,0)	(1.60)
2 Soft medium brown sandy gravelly SILT with medium cobble content. Sand is fine to medium. Gravel is subangular to subrounded, fine to coarse of sandstone. Cobbles are subangular to subrounded of sandstone. Frequent gravel sized pockets of orange medium sand. (VO = 1,2)	1.60 (1.10)
EXPLORATORY HOLE ENDS AT 2.70 m 2.70 m bedrock.	2.70

Legend



Backfill/ Instruments

Depth	Type & No.	Records Date

Groundwater Entries

No. Struck (m)	Post Strike Behaviour

None observed (see Key Sheet)

Depth Related Remarks *

From to (m)

Stability Stable

Shoring None

Weather Cloudy

Notes: For explanation of symbols and abbreviations see key sheet. All depths and reduced levels in metres. Stratum thickness given in brackets in depth column.

Scale 1:25

(c) ESG www.esg.co.uk
426.4817/03/2015 09:55:40

Project Coed Darcy Sitewide Trial Pitting

Project No. H4039-14

Carried out for St Modwen Developments Limited

Trial Pit

TPE3372

ATKINS

Trial Pit Log

Trialpit No
IP4208
Sheet 1 of 1

Project Name: Coed Darcy Site Wide Sign Off	Project No. 5122307_SWP_Rev2	Co-ords: 270890.00 - 195675.45 Level: mAOS	Date 05/08/2015
Location: Coed Darcy		Dimensions (m): m Depth 2.20 m	Scale 1:25
Client: St Modwen			Logged

Water Strike	Samples and In Situ Testing			Depth (m)	Level (m)	Legend	Stratum Description	Visual Criteria	Olfactory Criteria
	Depth	Type	Results						
				0.35			Orangish brown silty CLAY with occasional subround sandstone gravel.	0	0
	0.50	ES					Greyish brown clayey gravelly cobbly SAND. Cobbles are subround sandstone. Gravel is fine to coarse subround to subangular sandstone.	1	2
				1.15			Black layer of organics. Roots and grass.	0	0
	1.50	ES		1.20			Greyish brown clayey gravelly cobbly SAND with pockets of soft to firm silty clay. Cobbles are subround sandstone. Gravel is fine to coarse subround to subangular sandstone.	2	2
				2.20			SANDSTONE bedrock. End of pit at 2.20 m		
				2.20					

1
2
3
4
5

Remarks: Terminated on SANDSTONE bedrock.

Stability:
GroundWater
Remarks:

AGS

ATKINS

Trial Pit Log

Trialpit No
IP4209
Sheet 1 of 1

Project Name: Coed Darcy Site Wide Sign Off	Project No. 5122307_SWP_Rev2	Co-ords: 270910.00 - 195675.45 Level: mAOS	Date 05/08/2015
Location: Coed Darcy		Dimensions (m): Depth 0.75 m m	Scale 1:25
Client: St Modwen			Logged

Water Strike	Samples and In Situ Testing: Depth	Type	Results	Depth (m)	Level (m)	Legend	Stratum Description	Visual Criteria	Olfactory Criteria
				0.75			North pit: Brown slightly clayey gravelly cobbly SAND. Cobble are subround to subangular sandstone. Gravel is fine to coarse angular to subround sandstone. South pit: SANDSTONE bedrock.	0	0
							End of pit at 0.75 m		

Remarks: Terminated on sandstone bedrock.

Stability:
GroundWater
Remarks:

AGS

ATKINS

Trial Pit Log

Trialpit No
IP4210
Sheet 1 of 1

Project Name: Coed Darcy Site Wide Sign Off	Project No. 5122307_SWP_Rev2	Co-ords: 270910.00 - 195695.45 Level: mAOS	Date 05/08/2015
Location: Coed Darcy		Dimensions (m): Depth 2.20 m	Scale 1:25
Client: St Modwen			Logged

Water Strike	Samples and In Situ Testing			Depth (m)	Level (m)	Legend	Stratum Description	Visual Criteria	Olfactory Criteria
	Depth	Type	Results						
	0.50	ES		0.70			Orangish brown sandy silty CLAY with occasional subround to round sandstone cobbles and gravel, and blackish grey stained pockets of silty clay.	2	1
	1.50	ES		2.20			Brown slightly clayey gravelly cobbly SAND. Cobbles are rounded sandstone. Gravel is fine to coarse subround to subangular sandstone.	0	0
				2.20			SANDSTONE bedrock. End of pit at 2.20 m		

Remarks: Terminated on sandstone bedrock.

Stability:
GroundWater
Remarks:

AGS

ATKINS

Trial Pit Log

Trialpit No
IP4211
Sheet 1 of 1

Project Name: Coed Darcy Site Wide Sign Off	Project No. 5122307_SWP_Rev2	Co-ords: 270930.00 - 195705.45 Level: mAOS	Date 05/08/2015
Location: Coed Darcy		Dimensions (m): Depth 2.50 m m	Scale 1:25
Client: St Modwen			Logged

Water Strike	Samples and In Situ Testing			Depth (m)	Level (m)	Legend	Stratum Description	Visual Criteria	Olfactory Criteria
	Depth	Type	Results						
	0.50	ES					Pale brown into brown silty gravelly cobbly SAND. Cobbles are subround to round sandstone. Gravel is fine to coarse subround to angular sandstone.	0	0
	1.50	ES							
				2.50			SANDSTONE bedrock.		
				2.50			End of pit at 2.50 m		

Remarks: Terminated on sandstone bedrock.

Stability:
GroundWater
Remarks:

AGS

ATKINS

Trial Pit Log

Trialpit No
IP4212
Sheet 1 of 1

Project Name: Coed Darcy Site Wide Sign Off	Project No. 5122307_SWP_Rev2	Co-ords: 270950.00 - 195715.45 Level: mAOS	Date 05/08/2015
Location: Coed Darcy		Dimensions (m): m Depth 2.40 m	Scale 1:25
Client: St Modwen			Logged

Water Strike	Samples and In Situ Testing			Depth (m)	Level (m)	Legend	Stratum Description	Visual Criteria	Olfactory Criteria
	Depth	Type	Results						
							Brown gravelly fine to medium SAND with rubble: concrete and brick.	0	0
	0.50	ES		0.40			Brown gravelly cobbly SAND with occasional pockets of silty clay up to 0.60m. Cobbles are round to subround sandstone. Gravel is fine to coarse subround to subangular sandstone.		
	1.50	ES						0	0
				2.40			Apparent SANDSTONE bedrock.		
				2.40			End of pit at 2.40 m		

1
2
3
4
5

Remarks: Terminated on apparent sandstone bedrock.

Stability:
GroundWater
Remarks:

AGS

ATKINS

Trial Pit Log

Trialpit No
IP4213
Sheet 1 of 1

Project Name: Coed Darcy Site Wide Sign Off	Project No. 5122307_SWP_Rev2	Co-ords: 270970.00 - 195730.45 Level: mAOS	Date 05/08/2015
Location: Coed Darcy		Dimensions (m): Depth 2.45 m m	Scale 1:25
Client: St Modwen			Logged

Water Strike	Samples and In Situ Testing			Depth (m)	Level (m)	Legend	Stratum Description	Visual Criteria	Olfactory Criteria
	Depth	Type	Results						
	0.50	ES		0.60			Brown sandy gravelly COBBLES. Gravel and cobbles are angular sandstone.	0	0
	1.50	ES		2.45			Brown clayey gravelly cobbly SAND with brick rubble and metal. Cobbles are subangular sandstone. Gravel is fine to coarse subround to angular sandstone.	0	0
				2.45			SANDSTONE bedrock. End of pit at 2.45 m		

Remarks: Terminated on sandstone bedrock.

Stability:
GroundWater
Remarks:

AGS

ATKINS

Trial Pit Log

Trialpit No
IP4214
Sheet 1 of 1

Project Name: Coed Darcy Site Wide Sign Off	Project No. 5122307_SWP_Rev2	Co-ords: 270990.00 - 195745.45 Level: mAOS	Date 05/08/2015
Location: Coed Darcy		Dimensions (m): Depth 1.70 m	Scale 1:25
Client: St Modwen			Logged

Water Strike	Samples and In Situ Testing			Depth (m)	Level (m)	Legend	Stratum Description	Visual Criteria	Olfactory Criteria
	Depth	Type	Results						
	0.50	ES					Brown sandy gravelly COBBLES. Gravel and cobbles are angular sandstone.	0	0
				0.80			Brown slightly clayey gravelly cobbly SAND with brick, rubble and metal. Cobbles are subangular sandstone. Gravel is fine to coarse subround to subangular sandstone.	0	1
	1.50	ES							
				1.70			SANDSTONE bedrock.		
				1.70			End of pit at 1.70 m		

Remarks: Terminated on sandstone bedrock.

Stability:
GroundWater
Remarks:

AGS

ATKINS

Trial Pit Log

Trialpit No
TPE2372
Sheet 1 of 2

Project Name: Monitor Phase Sign Off	Project No. 5122307.MP	Co-ords: - Level: mAOS	Date 20/07/2015
Location: Llandarcy		Dimensions (m): Depth 5.30 m	Scale 1:25
Client: St Modwen			Logged JL

Water Strike	Samples and In Situ Testing: Depth	Type	Results	Depth (m)	Level (m)	Legend	Stratum Description	Visual Criteria	Olfactory Criteria
	0.30	ES		0.70			MADE GROUND. Brown Slightly clayey gravelly fine to coarse SAND. Gravel is fine to medium subangular to angular red brick and sandstone.	0	0
	1.50	ES		1.70			Blueish brown soft CLAY.	4	4
	2.50	ES					Brown slightly sandy gravelly CLAY. Gravel is fine to coarse subangular of sandstone.	2	3
▼	3.50	ES							
	4.50	ES							

Continued on next sheet

1 2 3 4 5

Remarks: Very slow water strike at 4.6m. Ended due to depth.

Stability: Unstable

GroundWater Remarks:

AGS

ATKINS

Trial Pit Log

Trialpit No
TPE2372
Sheet 2 of 2

Project Name: Monitor Phase Sign Off	Project No. 5122307.MP	Co-ords: - Level: mAOS	Date 20/07/2015
Location: Llandarcy		Dimensions (m): Depth 5.30 m m	Scale 1:25
Client: St Modwen			Logged JL

Water Strike	Samples and In Situ Testing: Depth	Type	Results	Depth (m)	Level (m)	Legend	Stratum Description	Visual Criteria	Olfactory Criteria
				5.30			End of pit at 5.30 m		

Remarks: Very slow water strike at 4.6m. Ended due to depth.

Stability: Unstable

GroundWater Remarks:

AGS

ATKINS

Trial Pit Log

Trialpit No
TPE2373
Sheet 1 of 2

Project Name: Monitor Phase Sign Off	Project No. 5122307.MP	Co-ords: - Level: mAOS	Date 20/07/2015
Location: Llandarcy		Dimensions (m): Depth 5.30 m m	Scale 1:25
Client: St Modwen			Logged JL

Water Strike	Samples and In Situ Testing: Depth	Type	Results	Depth (m)	Level (m)	Legend	Stratum Description	Visual Criteria	Olfactory Criteria
	0.50	ES					MADE GROUND. Brown sandy gravelly subangular to angular COBBLES of red brick and concrete. Gravel is medium to coarse of brick and concrete. Sand is medium.	0	0
	1.60	ES		1.50			Blackish brown soft CLAY.	4	4
	2.50	ES		2.15			Greyish brown slightly silty gravelly medium to coarse SAND. Gravel is fine to coarse subrounded to rounded sandstone.	2	3
	3.50	ES							
	4.50	ES							
							Continued on next sheet		

1 2 3 4 5

Remarks: No GW strike. Ended due to depth.

Stability: Stable

GroundWater Remarks:

AGS

ATKINS

Trial Pit Log

Trialpit No
TPE2373
Sheet 2 of 2

Project Name: Monitor Phase Sign Off	Project No. 5122307.MP	Co-ords: - Level: mAOS	Date 20/07/2015
Location: Llandarcy		Dimensions (m): m Depth 5.30 m	Scale 1:25
Client: St Modwen			Logged JL

Water Strike	Samples and In Situ Testing: Depth	Type	Results	Depth (m)	Level (m)	Legend	Stratum Description	Visual Criteria	Olfactory Criteria
				5.30			End of pit at 5.30 m		

Remarks: No GW strike. Ended due to depth.

Stability: Stable

GroundWater Remarks:

AGS

ATKINS

Trial Pit Log

Trialpit No
TPE2407
Sheet 1 of 2

Project Name: Monitor Phase Sign Off	Project No. 5122307.MP	Co-ords: - Level: mAOS	Date 20/07/2015
Location: Llandarcy		Dimensions (m): m Depth 5.50 m	Scale 1:25
Client: St Modwen			Logged JL

Water Strike	Samples and In Situ Testing: Depth	Type	Results	Depth (m)	Level (m)	Legend	Stratum Description	Visual Criteria	Olfactory Criteria
	0.50	ES		1.20			Light brown sandy CLAY. Sand is fine to medium.	0	0
	1.50	ES					Greyish brown slightly clayey gravely fine to coarse SAND. Gravel is subangular to rounded fine to coarse sandstone.	3	3
	2.50	ES							
	3.50	ES							
▼	4.50	ES							

Continued on next sheet

1 2 3 4 5

Remarks: Slow water strike at 4.3m. Ended due to depth.

Stability: Stable

GroundWater Remarks:

AGS

ATKINS

Trial Pit Log

Trialpit No
TPE2407
Sheet 2 of 2

Project Name: Monitor Phase Sign Off	Project No. 5122307.MP	Co-ords: - Level: mAOS	Date 20/07/2015
Location: Llandarcy		Dimensions (m): Depth 5.50 m m	Scale 1:25
Client: St Modwen			Logged JL

Water Strike	Samples and In Situ Testing: Depth	Type	Results	Depth (m)	Level (m)	Legend	Stratum Description	Visual Criteria	Olfactory Criteria
				5.50			End of pit at 5.50 m		

Remarks: Slow water strike at 4.3m. Ended due to depth.

Stability: Stable

GroundWater Remarks:

AGS

ATKINS

Trial Pit Log

Trialpit No
TPE2450
Sheet 1 of 1

Project Name: Monitor Phase Sign Off	Project No. 5122307.MP	Co-ords: - Level: mAOS	Date 21/07/2015
Location: Llandarcy		Dimensions (m): m Depth 4.60 m	Scale 1:25
Client: St Modwen			Logged JL

Water Strike	Samples and In Situ Testing: Depth	Type	Results	Depth (m)	Level (m)	Legend	Stratum Description	Visual Criteria	Olfactory Criteria
	0.50	ES					Brown slightly clayey gravelly fine to medium SAND. Gravel is subangular to subrounded fine to coarse sandstone.	0	0
	1.50	ES		1.45			Grey slightly clayey sandy fine to coarse subrounded to rounded GRAVEL of sandstone. Sand is medium to coarse.	1	2
	2.50	ES							
▼	3.50	ES							
				4.60			End of pit at 4.60 m		

1 2 3 4 5

Remarks: Slow water strike at 4.2m. Ended due to collapse.

Stability: Unstable

GroundWater Remarks:

AGS

ATKINS

Trial Pit Log

Trialpit No
TPE2451
Sheet 1 of 2

Project Name: Monitor Phase Sign Off	Project No. 5122307.MP	Co-ords: - Level: mAOS	Date 21/07/2015
Location: Llandarcy		Dimensions (m): Depth 5.60 m m	Scale 1:25
Client: St Modwen			Logged JL

Water Strike	Samples and In Situ Testing: Depth	Type	Results	Depth (m)	Level (m)	Legend	Stratum Description	Visual Criteria	Olfactory Criteria
	0.50	ES					Brown slightly clayey gravelly medium SAND. Gravel is subangular to subrounded fine to coarse sandstone.	0	0
				1.45					
	1.80	ES					Blueish grey slightly clayey gravelly medium to coarse SAND. Gravel is fine to coarse subangular to subrounded sandstone.	2	3
	2.90	ES							
				4.20					
	4.60	ES					Beige sandy fine to coarse subangular to rounded GRAVEL of sandstone. Sand is medium to coarse.	1	1
							Continued on next sheet		

1 2 3 4 5

Remarks: Slow water strike at 5.4m. Ended due to depth.

Stability: Stable
GroundWater Remarks:

AGS

ATKINS

Trial Pit Log

Trialpit No
TPE2451
Sheet 2 of 2

Project Name: Monitor Phase Sign Off	Project No. 5122307.MP	Co-ords: - Level: mAOS	Date 21/07/2015
Location: Llandarcy		Dimensions (m): Depth 5.60 m m	Scale 1:25
Client: St Modwen			Logged JL

Water Strike	Samples and In Situ Testing: Depth	Type	Results	Depth (m)	Level (m)	Legend	Stratum Description	Visual Criteria	Olfactory Criteria
▼	5.50	ES		5.60			End of pit at 5.60 m		

Remarks: Slow water strike at 5.4m. Ended due to depth.

Stability: Stable

GroundWater Remarks:

AGS

ATKINS

Trial Pit Log

Trialpit No
TPE2452
Sheet 1 of 2

Project Name: Monitor Phase Sign Off	Project No. 5122307.MP	Co-ords: - Level: mAOS	Date 21/07/2015
Location: Llandarcy		Dimensions (m): Depth 5.70 m m	Scale 1:25
Client: St Modwen			Logged JL

Water Strike	Samples and In Situ Testing: Depth	Type	Results	Depth (m)	Level (m)	Legend	Stratum Description	Visual Criteria	Olfactory Criteria
	0.50	ES					Brown silty gravelly fine to medium SAND. Gravel is subangular to subrounded fine to medium sandstone,	0	0
				1.20					
	1.50	ES					Blueish grey sandy gravelly CLAY. Gravel is subangular fine to coarse sandstone.	2	3
	2.40	ES							
				2.80					
	3.50	ES					Greyish brown clayey sandy subrounded fine to coarse GRAVEL of sandstone. Sand is fine to coarse.	1	1
	4.50	ES							
							Continued on next sheet		

1 2 3 4 5

Remarks: Slow water strike at 5.6m. Ended due to depth.

Stability: Stable

GroundWater Remarks:

AGS

ATKINS

Trial Pit Log

Trialpit No
TPE2452
Sheet 2 of 2

Project Name: Monitor Phase Sign Off	Project No. 5122307.MP	Co-ords: - Level: mAOS	Date 21/07/2015
Location: Llandarcy		Dimensions (m): Depth 5.70 m m	Scale 1:25
Client: St Modwen			Logged JL

Water Strike	Samples and In Situ Testing: Depth	Type	Results	Depth (m)	Level (m)	Legend	Stratum Description	Visual Criteria	Olfactory Criteria
▼	5.40	ES		5.70			End of pit at 5.70 m		

Remarks: Slow water strike at 5.6m. Ended due to depth.

Stability: Stable

GroundWater Remarks:

AGS

ATKINS

Trial Pit Log

Trialpit No
TPE2539
Sheet 1 of 2

Project Name: Monitor Phase Sign Off	Project No. 5122307.MP	Co-ords: - Level: mAOS	Date 03/09/2015
Location: Llandarcy		Dimensions (m): Depth 5.10 m m	Scale 1:25
Client: St Modwen			Logged DKH

Water Strike	Samples and In Situ Testing: Depth	Type	Results	Depth (m)	Level (m)	Legend	Stratum Description	Visual Criteria	Olfactory Criteria
	0.50	ES		0.95			MADE GROUND: Light brown sandy GRAVEL. Gravel is fine to coarse rounded to subangular of various lithologies.	0	0
	1.50	ES		2.40			Grey sandy GRAVEL. Gravel is fine to coarse subrounded to subangular of various lithologies.	0	3
	2.50	ES					Grey very sandy GRAVEL. Sand is medium to coarse. Gravel is fine to coarse subrounded to subangular of various lithologies.	0	1
	3.50	ES							
	4.50	ES							
							Continued on next sheet		

1 2 3 4 5

Remarks: Pit terminated at 5.1m bgl at maximum reach of excavator.

Stability: Stable

GroundWater Remarks:

AGS

ATKINS

Trial Pit Log

Trialpit No
TPE2539
Sheet 2 of 2

Project Name: Monitor Phase Sign Off	Project No. 5122307.MP	Co-ords: - Level: mAOS	Date 03/09/2015
Location: Llandarcy		Dimensions (m): Depth 5.10 m m	Scale 1:25
Client: St Modwen			Logged DKH

Water Strike	Samples and In Situ Testing: Depth	Type	Results	Depth (m)	Level (m)	Legend	Stratum Description	Visual Criteria	Olfactory Criteria
				5.10			End of pit at 5.10 m		

Remarks: Pit terminated at 5.1m bgl at maximum reach of excavator.

Stability: Stable

GroundWater Remarks:

AGS

ATKINS

Trial Pit Log

Trialpit No
TPE2540
Sheet 1 of 1

Project Name: Monitor Phase Sign Off	Project No. 5122307.MP	Co-ords: - Level: mAOS	Date 03/09/2015
Location: Llandarcy		Dimensions (m): m Depth 3.80 m	Scale 1:25
Client: St Modwen			Logged DKH

Water Strike	Samples and In Situ Testing			Depth (m)	Level (m)	Legend	Stratum Description	Visual Criteria	Olfactory Criteria
	Depth	Type	Results						
	0.50	ES					MADE GROUND: Brown silty sandy GRAVEL. Gravel is fine to coarse, rare cobble, subangular to subrounded of sandstone and rare slag.	0	0
				1.20					
	1.50	ES					Orange to brown very sandy GRAVEL. Gravel is fine to coarse, occasional cobble, subangular to subrounded of sandstone. Sand is medium to coarse.		
	2.50	ES						0	0
	3.50	ES							
				3.80			End of pit at 3.80 m		

Remarks: No groundwater ecountered. Pit terminated on bedrock.

Stability: Stable
GroundWater Remarks:

AGS

ATKINS

Trial Pit Log

Trialpit No
TPE2541
Sheet 1 of 1

Project Name: Monitor Phase Sign Off	Project No. 5122307.MP	Co-ords: - Level: mAOS	Date 02/09/2015
Location: Llandarcy		Dimensions (m): 4.5m, 1.6m, Depth 2.90	Scale 1:25
Client: St Modwen			Logged MM

Water Strike	Samples and In Situ Testing: Depth	Type	Results	Depth (m)	Level (m)	Legend	Stratum Description	Visual Criteria	Olfactory Criteria
	0.50	ES					Light brown slightly silty cobbly gravelly sand. Sand is fine to coarse. Cobbles are angular to well rounded, occasionally tabular and weathered sandstone and siltstone. Gravels are angular to well rounded, fine to coarse sandstone and siltstone. Becoming more cobbly with depth. Rare angular sandstone boulder at 1.5m. (MADE GROUND).		
	1.50	ES						0	0
	2.50	ES							
				2.90			Trial pit terminated at 2.90m due to bedrock.		
				2.90			End of pit at 2.90 m		

1
2
3
4
5

Remarks: TP terminated on bedrock at 2.9m.

Stability:
GroundWater
Remarks:

AGS

ATKINS

Trial Pit Log

Trialpit No
TPE2582
Sheet 1 of 2

Project Name: Monitor Phase Sign Off	Project No. 5122307.MP	Co-ords: - Level: mAOS	Date 03/09/2015
Location: Llandarcy		Dimensions (m): Depth 5.10 m m	Scale 1:25
Client: St Modwen			Logged DKH

Water Strike	Samples and In Situ Testing: Depth	Type	Results	Depth (m)	Level (m)	Legend	Stratum Description	Visual Criteria	Olfactory Criteria
							MADE GROUND: Firm to stuff brown sandy silty gravelly CLAY. Sand is fine to coarse. Gravel is fine to coarse subrounded to angular of various lithologies and occasional rootles.	0	0
	0.50	ES		0.40			Brown sandy silty GRAVEL. Sand is fine to coarse. Gravel is fine to coarse angular to subrounded of red brick, concrete, sandstone and wood.	0	0
				0.80			Orange to brown sandy GRAVEL. Sand is medium to coarse. Gravel is fine to coarse subrounded to rounded of sandstone.	0	0
	1.50	ES							
	2.50	ES							
				2.90			Grey gravelly SAND. Sand is medium to coarse. Gravel is subrounded to rounded of sandstone e and frequent sandstone cobbles.	1	2
	3.50	ES							
	4.50	ES							
							Continued on next sheet		

1 2 3 4 5

Remarks: No groundwater ecountered. Pit terminated on bedrock.

Stability: Stable
GroundWater Remarks:

AGS

ATKINS

Trial Pit Log

Trialpit No
TPE2582
Sheet 2 of 2

Project Name: Monitor Phase Sign Off	Project No. 5122307.MP	Co-ords: - Level: mAOS	Date 03/09/2015
Location: Llandarcy		Dimensions (m): m Depth 5.10 m	Scale 1:25
Client: St Modwen			Logged DKH

Water Strike	Samples and In Situ Testing: Depth	Type	Results	Depth (m)	Level (m)	Legend	Stratum Description	Visual Criteria	Olfactory Criteria
				5.10			End of pit at 5.10 m		

Remarks: No groundwater ecountered. Pit terminated on bedrock.

Stability: Stable
GroundWater Remarks:

AGS

ATKINS

Trial Pit Log

Trialpit No
TPE2583
Sheet 1 of 1

Project Name: Monitor Phase Sign Off	Project No. 5122307.MP	Co-ords: - Level: mAOS	Date 03/09/2015
Location: Llandarcy		Dimensions (m): Depth 3.90 m m	Scale 1:25
Client: St Modwen			Logged DKH

Water Strike	Samples and In Situ Testing			Depth (m)	Level (m)	Legend	Stratum Description	Visual Criteria	Olfactory Criteria
	Depth	Type	Results						
	0.50	ES					MADE GROUND: Brown silty slightly sandy GRAVEL. Sand is medium to coarse. Gravel is fine to coarse angular to subrounded of various lithologies including redbrick, sandstone and concrete.	0	0
	1.50	ES		1.30			Light greyish brown sandy GRAVEL. Sand is medium to coarse. Gravel is fine to coarse, occasional cobble, subrounded to angular od sandstone.	0	0
	2.50	ES		2.10			Grey very sandy clayey GRAVEL. Sand is medium to coarse. Gravel is fine to coarse of angular to subangular sandstone. Abundant iron staining on bedding planes. Rare clayey nodules.	0	0
	3.50	ES		3.30			Grey very sandy GRAVEL. Sand is medium to coarse. Gravel is fine to coarse of angular to subangular sandstone. Abundant iron staining on bedding planes.	0	0
				3.90			End of pit at 3.90 m		

1 2 3 4 5

Remarks: No groundwater ecountered. Pit terminated on bedrock.

Stability: Stable

GroundWater Remarks:

AGS

ATKINS

Trial Pit Log

Trialpit No
TPE2584
Sheet 1 of 1

Project Name: Monitor Phase Sign Off	Project No. 5122307.MP	Co-ords: - Level: mAOS	Date 02/09/2015
Location: Llandarcy		Dimensions (m): 4.5m, 1.6m, Depth 3.00	Scale 1:25
Client: St Modwen			Logged MM

Water Strike	Samples and In Situ Testing: Depth	Type	Results	Depth (m)	Level (m)	Legend	Stratum Description	Visual Criteria	Olfactory Criteria
	0.50	ES					Light brown slightly clayey slightly sandy slightly cobbly gravelly silt. Gravels are angular to well rounded, fine to coarse, weathered sandstone, siltstone and clinker. Cobbles are angular to well rounded sandstone. Sand is fine to coarse. (MADE GROUND).	0	1
	1.50	ES		1.50			Light brown stained light bluish grey slightly clayey sandy gravelly cobbly silt. Cobbles are weathered, iron rich, angular to well rounded sandstone. Gravels are angular to well rounded, fine to coarse, weathered, iron rich sandstone. Sand is fine to coarse. (MADE GROUND).	0	1
	2.50	ES		1.90			Orangish brown stained light bluish grey slightly silty very cobbly sand and gravel. Sand is fine to coarse. Gravels are angular to well rounded, fine to coarse sandstone. Cobbles are weathered, angular to sub-rounded, occasionally tabular, coarse grained sandstone.	2	2
				3.00			Trial pit terminated at 3.0m due to bedrock. End of pit at 3.00 m		
				3.00					

Remarks: TP terminated on bedrock at 3.0m.

Stability:
GroundWater
Remarks:

AGS

ATKINS

Trial Pit Log

Trialpit No
TPE2585A
Sheet 1 of 1

Project Name: Monitor Phase Sign Off	Project No. 5122307.MP	Co-ords: - Level: mAOS	Date 28/08/2015
Location: Llandarcy		Dimensions (m): m Depth 1.50 m	Scale 1:25
Client: St Modwen			Logged WS

Water Strike	Samples and In Situ Testing			Depth (m)	Level (m)	Legend	Stratum Description	Visual Criteria	Olfactory Criteria
	Depth	Type	Results						
	0.50	ES					Dark yellow slightly clayey medium to coarse SAND and GRAVEL with cobbles of angular to sub-rounded sandstone. Gravel of angular to sub-rounded fine to coarse sandstone.	0	0
	1.00	ES		0.80			Dark yellow-brown fine to coarse SAND and GRAVEL with cobbles of sub-rounded sandstone. Gravel of sub-rounded fine to coarse sandstone.	0	0
				1.50 1.50			Grey SANDSTONE. End of pit at 1.50 m		

Remarks: Pit terminated on bedrock at 1.50m bgl

Stability:
GroundWater
Remarks:

AGS

ATKINS

Trial Pit Log

Trialpit No
TPE2586
Sheet 1 of 2

Project Name: Monitor Phase Sign Off	Project No. 5122307.MP	Co-ords: - Level: mAOS	Date 03/09/2015
Location: Llandarcy		Dimensions (m): Depth 5.10 m m	Scale 1:25
Client: St Modwen			Logged DKH

Water Strike	Samples and In Situ Testing: Depth	Type	Results	Depth (m)	Level (m)	Legend	Stratum Description	Visual Criteria	Olfactory Criteria
							MADE GROUND: Mottled orange and brown sandy gravelly CLAY. Sand is medium it coarse. Gravel is fine to coarse subangular to subrounded of various lithologies.	0	0
	0.50	ES		0.40			MADE GROUND: Reddish brown sandy gravelly CLAY. Sand is medium to coarse. Gravel is fine to coarse rounded to angular of house bricks, wood, metal and sandstone.	0	0
	1.50	ES		0.55			Light brown gravelly to cobbly medium to coarse SAND. Gravel is fine to coarse rounded to subrounded of sandstone.	0	0
	2.50	ES		2.80			Light grey sandy GRAVEL. Gravel is fine to coarse angular to subangular of tabular sandstone.	0	3
	3.50	ES							
	4.50	ES							
							Continued on next sheet		

1 2 3 4 5

Remarks: Groundwater seepage at 5.0m bgl, pit terminated on bedrock.

Stability: Stable

GroundWater Remarks:

AGS

ATKINS

Trial Pit Log

Trialpit No
TPE2586
Sheet 2 of 2

Project Name: Monitor Phase Sign Off	Project No. 5122307.MP	Co-ords: - Level: mAOS	Date 03/09/2015
Location: Llandarcy		Dimensions (m): Depth 5.10 m m	Scale 1:25
Client: St Modwen			Logged DKH

Water Strike	Samples and In Situ Testing: Depth	Type	Results	Depth (m)	Level (m)	Legend	Stratum Description	Visual Criteria	Olfactory Criteria
				5.10			End of pit at 5.10 m		

Remarks: Groundwater seepage at 5.0m bgl, pit terminated on bedrock.

Stability: Stable

GroundWater Remarks:

AGS

ATKINS

Trial Pit Log

Trialpit No
TPE2629A
Sheet 1 of 1

Project Name: Monitor Phase Sign Off	Project No. 5122307.MP	Co-ords: - Level: mAOS	Date 28/08/2015
Location: Llandarcy		Dimensions (m): Depth 2.70 m m	Scale 1:25
Client: St Modwen			Logged WS

Water Strike	Samples and In Situ Testing: Depth	Type	Results	Depth (m)	Level (m)	Legend	Stratum Description	Visual Criteria	Olfactory Criteria
	0.60	ES					MADE GROUND: Soft dark grey brown slightly gravelly very silty CLAY with frequent rootlets and organic matter. Gravel of angular to sub-angular fine to medium brick, ceramic and concrete.	0	0
	1.40	ES		1.30			Dark brown slightly clayey gravelly coarse SAND with cobbles of sub-angular to sub-rounded sandstone. Gravel of angular to sub-rounded fine to coarse sandstone.	0	0
▼	2.50	ES		2.10			Dark grey slightly clayey coarse SAND and GRAVEL with cobbles of angular to very angular sandstone. Gravel of sub-angular to sub-rounded fine to coarse sandstone	2	2
				2.70			Grey SANDSTONE. End of pit at 2.70 m		
				2.70					

1 2 3 4 5

Remarks: Pit terminated on bedrock at 2.70m bgl

Stability:

GroundWater Remarks: Groundwater encountered as slight seepage at 2.10m

AGS

ATKINS

Trial Pit Log

Trialpit No
TPE2630A
Sheet 1 of 1

Project Name: Monitor Phase Sign Off	Project No. 5122307.MP	Co-ords: - Level: mAOS	Date 28/08/2015
Location: Llandarcy		Dimensions (m): m Depth 2.50 m	Scale 1:25
Client: St Modwen			Logged WS

Water Strike	Samples and In Situ Testing			Depth (m)	Level (m)	Legend	Stratum Description	Visual Criteria	Olfactory Criteria
	Depth	Type	Results						
	0.60	ES					MADE GROUND: Soft to firm dark grey-brown slightly sandy gravelly CLAY with cobbles of angular sandstone, brick and concrete with frequent rootlets and strong organic odour. Gravel of angular to sub-rounded fine to coarse brick, concrete and ceramics.	0	0
	1.50	ES		1.30			Dark grey slightly clayey gravelly fine to coarse SAND with cobbles of sub-rounded sandstone. Gravel of angular to sub-rounded fine to coarse sandstone.	3	3
	2.30	ES		2.20			Dark grey clayey fine to coarse SAND and GRAVEL with cobbles of sub-rounded sandstone. Gravel of angular to sub-rounded fine to coarse sandstone.	3	2
				2.50			Grey SANDSTONE.		
				2.50			End of pit at 2.50 m		

1 2 3 4 5

Remarks: Pit terminated on bedrock at 2.50m bgl

Stability:
GroundWater
Remarks:

AGS

ATKINS

Trial Pit Log

Trialpit No
TPE2631
Sheet 1 of 1

Project Name: Monitor Phase Sign Off	Project No. 5122307.MP	Co-ords: - Level: mAOS	Date 21/08/2015
Location: Llandarcy		Dimensions (m): m Depth 3.60 m	Scale 1:25
Client: St Modwen			Logged BI

Water Strike	Samples and In Situ Testing: Depth	Type	Results	Depth (m)	Level (m)	Legend	Stratum Description	Visual Criteria	Olfactory Criteria
							Reddish brown soft slightly sandy gravelly CLAY.	0	0
	0.50	ES		0.50			Orangish brown gravelly SAND.	0	0
				1.00			Grey very gravelly SAND with fequent cobbles.		
	1.50	ES						3	4
	2.50	ES							
				3.60			End of pit at 3.60 m		

Remarks: No GW strike. Pit ended on bedrock.

Stability: Stable

GroundWater Remarks:

AGS

ATKINS

Trial Pit Log

Trialpit No
TPE2632A
Sheet 1 of 1

Project Name: Monitor Phase Sign Off	Project No. 5122307.MP	Co-ords: - Level: mAOS	Date 28/08/2015
Location: Llandarcy		Dimensions (m): Depth 2.20 m m	Scale 1:25
Client: St Modwen			Logged WS

Water Strike	Samples and In Situ Testing: Depth	Type	Results	Depth (m)	Level (m)	Legend	Stratum Description	Visual Criteria	Olfactory Criteria
	0.50	ES		0.80			MADE GROUND: Soft red gravelly CLAY with cobbles of angular to sub-rounded sandstone and mudstone. Gravel of angular to sub-rounded fine to coarse mudstone and sandstone.	0	0
	1.00	ES					MADE GROUND: Dark grey-yellow slightly clayey slightly silty gravelly coarse SAND with boulders of concrete. Gravel of angular to sub-rounded fine to coarse brick, concrete and sandstone. Concrete at 0.90m to 1.80m removed from pit and surrounding area.	0	3
	2.00	ES		2.20			Grey SANDSTONE.		
				2.20			End of pit at 2.20 m		

1
2
3
4
5

Remarks: Pit terminated on bedrock at 2.20m bgl

Stability:
GroundWater
Remarks:

AGS

ATKINS

Trial Pit Log

Trialpit No
TPE2633
Sheet 1 of 1

Project Name: Monitor Phase Sign Off	Project No. 5122307.MP	Co-ords: - Level: 4.20mAOS	Date 21/08/2015
Location: Llandarcy	Dimensions (m): Depth 1.6m × 3m		Scale 1:25
Client: St Modwen			Logged MM

Water Strike	Samples and In Situ Testing: Depth	Type	Results	Depth (m)	Level (m)	Legend	Stratum Description	Visual Criteria	Olfactory Criteria
	0.50	ES		1.80	2.40		Soft light greenish grey sandy gravelly cobbly clay. Clay is organic. Cobbles are angular to well rounded sandstone and concrete. Gravel is angular to well rounded, fine to coarse red brick, sandstone, concrete and mudstone. Sand is fine to coarse. (MADE GROUND).	0	0
	1.90	ES		2.90	1.30		Light brown slightly clayey sandy cobbly gravel. Gravel is angular to well rounded, fine to coarse sandstone. Cobbles are angular to well rounded, occasionally tabular sandstone. Sand is fine to coarse. (MADE GROUND).	0	0
	2.80	ES		4.20	0.00		Light brown mottled light greyish brown slightly clayey sandy gravelly COBBLES. Cobbles are weathered, angular to well rounded, occasionally to frequently tabular, coarse grained sandstone. Gravel is angular to well rounded, fine to coarse sandstone. Sand is fine to coarse. (Recovered as weathered bedrock).	0	0
							Trial pit terminated at 4.2m due to bedrock.		

Remarks: TP ended on bedrock at 4.2m.

Stability:
GroundWater
Remarks:

AGS

ATKINS

Trial Pit Log

Trialpit No
TPE2634
Sheet 1 of 1

Project Name: Monitor Phase Sign Off	Project No. 5122307.MP	Co-ords: - Level: mAOS	Date 19/08/2015
Location: Llandarcy		Dimensions (m): m Depth 2.75 m	Scale 1:25
Client: St Modwen			Logged DKH

Water Strike	Samples and In Situ Testing: Depth	Type	Results	Depth (m)	Level (m)	Legend	Stratum Description	Visual Criteria	Olfactory Criteria
	0.50	ES					Stiff to firm brown silty gravelly CLAY. Gravel is fine to coarse subangular to subrounded of various lithologies.	0	0
	1.50	ES		1.35			Brown, orange in places, sandy clayey GRAVEL. Sand is fine to course. Gravel is fine to coarse, angular to subrounded, of various	1	0
	2.50	ES		1.95			Light brown sandy GRAVEL. Sand is medium to coarse. Gravel is rounded to subrounded of quartzite and sandstone. Rare quartzite cobbles.	0	0
				2.70 2.75			Orange to brown sandy gravelly angular tabular COBBLES of sandstone. Gravel is fine to coarse angular of sandstone. End of pit at 2.75 m	0	0

Remarks: No groundwater ecountered. Pit terminated on bedrock.

Stability: Stable
GroundWater Remarks:

AGS

ATKINS

Trial Pit Log

Trialpit No
TPE2635
Sheet 1 of 1

Project Name: Monitor Phase Sign Off	Project No. 5122307.MP	Co-ords: - Level: mAOS	Date 19/08/2015
Location: Llandarcy		Dimensions (m): m Depth 2.90 m	Scale 1:25
Client: St Modwen			Logged JL

Water Strike	Samples and In Situ Testing: Depth	Type	Results	Depth (m)	Level (m)	Legend	Stratum Description	Visual Criteria	Olfactory Criteria
	0.40	ES					MADE GROUND. Brown sandy gravelly angular COBBLES of concrete and red brick. Gravel is angular to subangular medium to coarse of sandstone concrete and brick.	1	1
				1.30			Concrete base.	0	0
	1.50	ES		1.50			Brown sandy medium to coarse subangular GRAVEL of sandstone. Sand is medium to coarse.	0	0
	2.70	ES		2.80			End of pit at 2.90 m		

1
2
3
4
5

Remarks: No GW strike. Ended on bedrock.

Stability: Stable

GroundWater Remarks:

AGS

ATKINS

Trial Pit Log

Trialpit No
TPE2636
Sheet 1 of 1

Project Name: Monitor Phase Sign Off	Project No. 5122307.MP	Co-ords: - Level: mAOS	Date 19/08/2015
Location: Llandarcy		Dimensions (m): Depth 2.25 m	Scale 1:25
Client: St Modwen			Logged JL

Water Strike	Samples and In Situ Testing: Depth	Type	Results	Depth (m)	Level (m)	Legend	Stratum Description	Visual Criteria	Olfactory Criteria
	0.40	ES					MADE GROUND. Brown slightly sandy gravelly CLAY with rare concrete boulders. Gravel is fine to medium subangular to subrounded sandstone. Sand is medium to coarse.	0	1
	1.80	ES		1.60			Sandy gravelly angular tabular COBBLES of sandstone with rare sandstone boulders. Gravel is angular to subangular fine to coarse of sandstone.	0	1
				2.25			End of pit at 2.25 m		

1
2
3
4
5

Remarks: No GW strike. Ended on bedrock.

Stability: Stable

GroundWater Remarks:

AGS

ATKINS

Trial Pit Log

Trialpit No
TPE2683
Sheet 1 of 2

Project Name: Monitor Phase Sign Off	Project No. 5122307.MP	Co-ords: - Level: mAOS	Date 02/09/2015
Location: Llandarcy		Dimensions (m): 4.5m, 1.6m, Depth 5.00	Scale 1:25
Client: St Modwen			Logged MM

Water Strike	Samples and In Situ Testing: Depth	Type	Results	Depth (m)	Level (m)	Legend	Stratum Description	Visual Criteria	Olfactory Criteria
	0.50	ES					Soft light greyish brown stained dark greyish black slightly sandy slightly cobbly silty gravelly clay. Gravels are angular to well-rounded, fine to coarse of sandstone, concrete and siltstone. Cobbles are angular to sub-rounded sandstone. Sand is fine to coarse. (MADE GROUND).	4 (4)	2 (3)
	1.50	ES		1.42			Stained light bluish grey slightly cobbly to cobbly sandy gravelly silt. Gravels are angular to well rounded, fine to coarse sandstone. Cobbles are angular to sub-rounded sandstone, which become more frequent with depth. Sand is fine to coarse. (MADE GROUND).	2	2
	2.50	ES							
	3.50	ES		2.80			Stained light bluish grey cobbly becoming very cobbly sandy clayey GRAVEL. Gravel is angular to well rounded, fine to coarse sandstone. Sand is fine to coarse. Cobbles are angular to sub-rounded sandstone.	1	1
	4.50	ES		3.80			Stained light bluish grey clayey sandy gravelly COBBLES. Cobbles are weathered, angular to well rounded, occasionally tabular, coarse grained sandstone. Gravels are angular to well rounded, fine to coarse sandstone. Sand is fine to coarse. (Recovered as weathered bedrock).	1	1
				5.00			Continued on next sheet		

Remarks: TP terminated on bedrock at 5.0m. Product noted on water ingress at 1.8m on S side of TP and at 4.4m on N side of TP.

Stability:
GroundWater
Remarks:

AGS

ATKINS

Trial Pit Log

Trialpit No
TPE2683
Sheet 2 of 2

Project Name: Monitor Phase Sign Off	Project No. 5122307.MP	Co-ords: - Level: mAOS	Date 02/09/2015
Location: Llandarcy		Dimensions (m): Depth 5.00 — 4.5m × 1.6m	Scale 1:25
Client: St Modwen			Logged MM

Water Strike	Samples and In Situ Testing: Depth	Type	Results	Depth (m)	Level (m)	Legend	Stratum Description	Visual Criteria	Olfactory Criteria
				5.00			Trial pit terminated at 5.0m due to bedrock. End of pit at 5.00 m		

Remarks: TP terminated on bedrock at 5.0m. Product noted on water ingress at 1.8m on S side of TP and at 4.4m on N side of TP.

Stability:
GroundWater
Remarks:

AGS

ATKINS

Trial Pit Log

Trialpit No
TPE2684
Sheet 1 of 1

Project Name: Monitor Phase Sign Off	Project No. 5122307.MP	Co-ords: - Level: mAOS	Date 03/09/2015
Location: Llandarcy		Dimensions (m): Depth 3.80 m / m	Scale 1:25
Client: St Modwen			Logged DKH

Water Strike	Samples and In Situ Testing: Depth	Type	Results	Depth (m)	Level (m)	Legend	Stratum Description	Visual Criteria	Olfactory Criteria
							Orange to brown sandy GRAVEL. Gravel is fine to coarse rounded to subangular of various lithologies including sandstone.	0	3
	0.50	ES		0.45			Grey sandy GRAVEL. Gravel is fine to coarse rounded to subrounded of various lithologies. Becoming darker with depth.	0	3
▼	1.50	ES		1.80			Light grey sandy GRAVEL. Gravel is fine to coarse subangular to subrounded of sandstone.	5	3
	2.50	ES							
	3.50	ES		3.80			End of pit at 3.80 m		

1 2 3 4 5

Remarks: Groundwater encountered at 1.8m bgl. Pit terminated on bedrock. Free product identified on groundwater ingress, pit left open and product removed, no further product observed in pit. Pit backfilled on 08/09/2015.

Stability: Stable

GroundWater Remarks:

AGS

ATKINS

Trial Pit Log

Trialpit No
TPE2685
Sheet 1 of 1

Project Name: Monitor Phase Sign Off	Project No. 5122307.MP	Co-ords: - Level: mAOS	Date 21/08/2015
Location: Llandarcy		Dimensions (m): m Depth 3.00 m	Scale 1:25
Client: St Modwen			Logged BI

Water Strike	Samples and In Situ Testing: Depth	Type	Results	Depth (m)	Level (m)	Legend	Stratum Description	Visual Criteria	Olfactory Criteria
							Orangish brown slightly gravelly SAND with occasional cobbles.	0	0
	0.50	ES		0.50			Grey slightly clayey gravelly SAND with frequent cobbles. Gravel and cobbles are subangular sandstone.		
	1.50	ES						3	3
	2.50	ES							
				3.00			End of pit at 3.00 m		

Remarks: No GW strike. Pit ended on bedrock.

Stability: Stable

GroundWater Remarks:

AGS

ATKINS

Trial Pit Log

Trialpit No
TPE2686A
Sheet 1 of 1

Project Name: Monitor Phase Sign Off	Project No. 5122307.MP	Co-ords: - Level: mAOS	Date 28/08/2015
Location: Llandarcy		Dimensions (m): m Depth 2.60 m	Scale 1:25
Client: St Modwen			Logged WS

Water Strike	Samples and In Situ Testing			Depth (m)	Level (m)	Legend	Stratum Description	Visual Criteria	Olfactory Criteria
	Depth	Type	Results						
							MADE GROUND: Soft to firm dark green-yellow slightly silty CLAY with organic rootlets.	0	0
	0.50	ES		0.40			MADE GROUND: Dark brown-orange clayey gravelly SILT with rare cobbles of concrete. Gravel of angular to sub-rounded fine to coarse mudstone and sandstone.	0	1
	1.20	ES		1.00			Dark yellow slightly clayey silty gravelly fine to coarse SAND with cobbles of very angular sandstone. Gravel of angular to very angular fine to coarse sandstone.	0	0
	2.50	ES		2.45			Dark grey-green silty gravelly fine to medium SAND with cobbles of sub-rounded sandstone. Gravel of angular to sub-rounded fine to coarse sandstone.	2	3
				2.60			Grey SANDSTONE		
				2.60			End of pit at 2.60 m		

1
2
3
4
5

Remarks: Pit terminated on bedrock at 2.60m bgl

Stability:
GroundWater
Remarks:

AGS

ATKINS

Trial Pit Log

Trialpit No
TPE2687
Sheet 1 of 1

Project Name: Monitor Phase Sign Off	Project No. 5122307.MP	Co-ords: - Level: 2.90mAOS	Date 02/09/2015
Location: Llandarcy	Dimensions (m): 3 4.5m, 1.6m, Depth 4.37		Scale 1:25
Client: St Modwen			Logged MM

Water Strike	Samples and In Situ Testing: Depth	Type	Results	Depth (m)	Level (m)	Legend	Stratum Description	Visual Criteria	Olfactory Criteria
	0.50	ES					Soft brown with soft bluish grey slightly sandy slightly cobbly silty gravelly clay. Gravel is angular to well rounded, fine to coarse of siltstone, sandstone, red brick and concrete. Cobbles are sub-rounded to well rounded siltstone and sandstone. Sand is fine to coarse. (MADE GROUND).	0	0
	0.60	ES							
				1.38	1.52				
	1.50	ES		1.42	1.48		Soft light greyish brown mottled light green slightly sandy gravelly clay. Clay is organic. Gravel is angular to sub-angular, fine to coarse red brick, concrete, coal and sandstone. Sand is fine to coarse. Rare angular cobble of red brick. (MADE GROUND).	0	0
				2.00	0.90		Light orangish brown slightly silty slightly cobbly gravelly sand. Sand is fine to coarse. Gravels are angular to well rounded, fine to coarse sandstone and siltstone. Cobbles are angular to well rounded, occasionally tabular, coarse grained sandstone. Cobbles become more prevalent from 2.60m. (MADE GROUND).	0	0
	2.50	ES						0	0
				2.90	0.00				
				2.90	0.00		Light orangish brown sandy gravelly cobbly clay. Cobbles are rare angular fragments of red brick. Gravels are angular to sub-rounded, fine to coarse sandstone, concrete and red brick. Sand is fine to coarse. (MADE GROUND).		
				3.40	-0.50		Light orangish brown sandy gravelly COBBLES. Cobbles are weathered, angular, tabular, coarse grained sandstone. Gravels are angular to rounded, fine to coarse, coarse grained sandstone. Sand is fine to coarse. (Recovered as weathered bedrock).	0 (5)	0 (3)
	3.50	ES					Trial pit terminated at 2.9m due to bedrock.		
				4.37	-1.47		Orangish brown turning dark grey clayey sandy COBBLES. Cobbles are weathered orange brown, angular, tabular, coarse grained sandstone. Sand is fine to coarse. (Recovered as weathered bedrock).		
				4.37	-1.47		Trial pit terminated at 4.37m due to bedrock.		
							End of pit at 4.37 m		

Remarks: TP terminated on bedrock at 4.37m. Product noted on slight water seepage at base of hole within weathered bedrock.

Stability:
GroundWater Remarks:

AGS

ATKINS

Trial Pit Log

Trialpit No
TPE2688
Sheet 1 of 1

Project Name: Monitor Phase Sign Off	Project No. 5122307.MP	Co-ords: - Level: mAOS	Date 02/09/2015
Location: Llandarcy	Dimensions (m): Depth 2.88 4.5m 1.6m		Scale 1:25
Client: St Modwen			Logged JL+MM

Water Strike	Samples and In Situ Testing: Depth	Type	Results	Depth (m)	Level (m)	Legend	Stratum Description	Visual Criteria	Olfactory Criteria
	0.50 0.50	ES ES					Dark brown soft gravelly CLAY. Gravel is fine to medium angular to subangular of sandstone. Rare plant rootlets.	0 0	0 0
				1.20			Soft light greyish brown slightly sandy slightly cobbly silty gravelly clay. Gravel is angular to well rounded, fine to coarse of red brick, concrete, tarmac and sandstone. Cobbles are angular orange and red brick. Sand is fine to coarse. (MADE GROUND).		
	1.50 1.50	ES ES		1.42			Orangish brown slightly silty slightly sandy gravelly CLAY with rare subrounded cobbles. Gravel is fine to coarse subangular to subrounded sandstone.	0 0	0 0
				2.10 2.10			Light orangish brown slightly silty gravelly cobbly sand. Sand is fine to coarse. Cobbles are sub-angular to well rounded sandstone. Gravels are angular to well rounded, fine to coarse sandstone. (MADE GROUND).	1	1
	2.45 2.50	ES ES		2.50			Grey slightly silty sandy gravelly angular tabular COBBLES of sandstone. Gravel is medium to coarse subangular of sandstone.	0	0
				2.88 2.88			Light greyish brown sandy gravelly COBBLES. Cobbles are angular to sub-angular, frequently tabular, coarse grained sandstone. Gravels are angular to well rounded, fine to coarse sandstone. Sand is fine to coarse. (Recovered as weathered bedrock).		
							Trial pit terminated at 2.88m due to bedrock.		

End of pit at 2.88 m

1 2 3 4 5

Remarks: TP terminated on bedrock at 2.88m.

Stability: Unstable+

GroundWater Remarks:

AGS

ATKINS

Trial Pit Log

Trialpit No
TPE2689
Sheet 1 of 1

Project Name: Monitor Phase Sign Off	Project No. 5122307.MP	Co-ords: - Level: mAOS	Date 21/08/2015
Location: Llandarcy		Dimensions (m): Depth 2.00 m m	Scale 1:25
Client: St Modwen			Logged BI

Water Strike	Samples and In Situ Testing: Depth	Type	Results	Depth (m)	Level (m)	Legend	Stratum Description	Visual Criteria	Olfactory Criteria
	0.50	ES		0.70			MADE GROUND. Brown soft gravelly CLAY. Gravel is angular medium to coarse of brick concrete with occasional geotextile.	0	2
	1.50	ES		2.00			Brown slightly silty sandy angular to subrounded GRAVEL and COBBLES of sandstone.	0	0
							End of pit at 2.00 m		

1
2
3
4
5

Remarks: No GW strike. Pit ended on bedrock.

Stability: Stable

GroundWater Remarks:

AGS

ATKINS

Trial Pit Log

Trialpit No
TPE2690
Sheet 1 of 1

Project Name: Monitor Phase Sign Off	Project No. 5122307.MP	Co-ords: - Level: mAOS	Date 19/08/2015
Location: Llandarcy		Dimensions (m): m Depth 1.80 m	Scale 1:25
Client: St Modwen			Logged JL

Water Strike	Samples and In Situ Testing: Depth	Type	Results	Depth (m)	Level (m)	Legend	Stratum Description	Visual Criteria	Olfactory Criteria
	0.50	ES		1.20			Brown slightly sandy gravelly CLAY. Gravel is fine to medium subangular to subrounded of sandstone. Sand is fine to coarse.	0	0
	1.60	ES		1.80			Greyish brown slightly silty sandy angular tabular GRAVEL of sandstone with rare cobbles of angular tabular sandstone.	0	0
							End of pit at 1.80 m		

Remarks: No GW strike. Ended on bedrock.

Stability: Stable
GroundWater Remarks:

AGS

ATKINS

Trial Pit Log

Trialpit No
TPE2691
Sheet 1 of 1

Project Name: Monitor Phase Sign Off	Project No. 5122307.MP	Co-ords: - Level: 1.26mAOS	Date 19/08/2015
Location: Llandarcy	Dimensions (m): Depth 1.6m × 2.5m		Scale 1:25
Client: St Modwen			Logged MM

Water Strike	Samples and In Situ Testing: Depth	Type	Results	Depth (m)	Level (m)	Legend	Stratum Description	Visual Criteria	Olfactory Criteria
	0.50	ES					Soft brown slightly sandy gravelly clay. Gravel is angular to sub-angular, fine to coarse red brick, sandstone and siltstone. Occasional fragment of glass. Occasional rootlet. (MADE GROUND).	0	0
				0.92	0.34		Grey sandy COBBLES. Cobbles are weathered, angular, weak, tabular, coarse grained, grey sandstone. Sand is fine to coarse. (Recovered as weathered bedrock).	0	0
				1.26	0.00		Trial pit terminated at 1.26m on bedrock.		
				1.26	0.00				

Remarks: TP ended on bedrock at 1.26m.

Stability:
GroundWater
Remarks:

AGS

ATKINS

Trial Pit Log

Trialpit No
TPE2739
Sheet 1 of 1

Project Name: Monitor Phase Sign Off	Project No. 5122307.MP	Co-ords: - Level: 3.10mAOS	Date 20/08/2015
Location: Llandarcy	Dimensions (m): Depth 1.6m × 2.5m		Scale 1:25
Client: St Modwen			Logged MM

Water Strike	Samples and In Situ Testing: Depth	Type	Results	Depth (m)	Level (m)	Legend	Stratum Description	Visual Criteria	Olfactory Criteria
	0.50	ES		0.64	2.46		Soft light greyish brown sandy gravelly cobbly clay. Cobbles are angular to sub-rounded concrete and occasional sandstone. Gravels are angular to rounded, fine to coarse sandstone, red brick and concrete. Sand is fine to coarse. (MADE GROUND).	0	0
				1.20	1.90		Soft light orangish brown sandy gravelly clay. Gravel is angular to rounded, fine to coarse sandstone. Sand is fine to coarse. Occasional angular to sub-angular cobble of sandstone. (MADE GROUND).	0	0
	1.50	ES		1.75	1.35		Light greyish brown sandy cobbly clayey gravel. Gravel is angular to rounded, fine to coarse sandstone. Cobbles are angular to sub-angular coarse grained sandstone. Sand is fine to coarse. (MADE GROUND).	1	1
	2.50	ES		3.10	0.00		Grey stained bluish grey sandy gravelly COBBLES. Cobbles are weathered, angular to well rounded, extremely weak to weak, tabular, coarse grained grey sandstone. Gravel is angular to well rounded, fine to coarse sandstone. Sand is fine to coarse. Slight pockets of product noted within bedding planes of sandstone. (Recovered as weathered bedrock).	2	2
				3.10	0.00		Trial pit terminated at 3.1m due to bedrock.		

Remarks: TP ended on bedrock at 3.1m.

Stability:
GroundWater
Remarks:

AGS

ATKINS

Trial Pit Log

Trialpit No **TPE2740**

Sheet 1 of 1

Project Name: Monitor Phase Sign Off	Project No. 5122307.MP	Co-ords: - Level: 2.40mAOS	Date 20/08/2015
Location: Llandarcy		Dimensions (m): 3m × 1.6m Depth	Scale 1:25
Client: St Modwen			Logged MM

Water Strike	Samples and In Situ Testing: Depth	Type	Results	Depth (m)	Level (m)	Legend	Stratum Description	Visual Criteria	Olfactory Criteria
	0.50	ES					Soft orangish brown to light brown sandy gravelly clay. Gravel is angular to rounded, fine to coarse sandstone, red brick and rare concrete fragments. Occasional angular boulder of concrete. (MADE GROUND).	0 (5)	0 (3)
	1.50	ES		1.07	1.33		Greyish brown sandy gravelly COBBLES. Cobbles are weathered, angular, extremely weak to weak, tabular, coarse grained grey sandstone. Gravel is angular to well rounded, fine to coarse sandstone. Sand is fine to coarse. (Recovered as weathered bedrock).	0	0
				2.40	0.00		Trial pit terminated at 2.4m due to bedrock.		
				2.40	0.00				

Depth scale: 1, 2, 3, 4, 5

Remarks: TP ended on bedrock at 2.4m. 2 barrels of crude / thick oil found at 0.2/0.3m on W edge of pit. Product chased and removed to north for approximately 15m and to the south for 10m.

Stability:

GroundWater Remarks:

AGS

ATKINS

Trial Pit Log

Trialpit No
TPE2741
Sheet 1 of 1

Project Name: Monitor Phase Sign Off	Project No. 5122307.MP	Co-ords: - Level: 1.84mAOS	Date 19/08/2015
Location: Llandarcy		Dimensions (m): 3m x 1.6m Depth	Scale 1:25
Client: St Modwen			Logged MM

Water Strike	Samples and In Situ Testing: Depth	Type	Results	Depth (m)	Level (m)	Legend	Stratum Description	Visual Criteria	Olfactory Criteria
				0.55	1.29		Soft light orangish brown sandy gravelly clay. Gravel is angular to well rounded, fine to coarse sandstone. Occasional dark grey organic peat lense within strata. Occasional rounded cobble of sandstone. (MADE GROUND).	0	0
	0.50	ES							
				1.21	0.63		Light greyish brown sandy gravelly cobbly clay. Cobbles are weathered, angular, weak, tabular, coarse grained grey sandstone. Organic peaty clay lense located in middle of pit and strata. (MADE GROUND).	0	0
	1.70	ES							
				1.84	0.00		Grey and light brown clayey sandy COBBLES. Cobbles are weathered, angular, weak, tabular, coarse grained grey sandstone. Sand is light brown and fine to coarse. (Recovered as weathered bedrock).	0	0
				1.84	0.00		Trial pit terminated at 1.84m due to bedrock.		

Remarks: TP ended on bedrock at 1.84m.

Stability:
GroundWater
Remarks:

AGS

ATKINS

Trial Pit Log

Trialpit No
TPE2742
Sheet 1 of 1

Project Name: Monitor Phase Sign Off	Project No. 5122307.MP	Co-ords: - Level: 1.92mAOS	Date 19/08/2015
Location: Llandarcy		Dimensions (m): 3m (Depth 1.6m)	Scale 1:25
Client: St Modwen			Logged MM

Water Strike	Samples and In Situ Testing: Depth	Type	Results	Depth (m)	Level (m)	Legend	Stratum Description	Visual Criteria	Olfactory Criteria
				0.20	1.72		Soft dark brown sandy silty gravelly clay. Gravels are angular to sub-rounded, fine to coarse red brick, concrete and sandstone. Sand is fine to coarse. Occasional angular concrete cobble. (MADE GROUND).	0	0
	0.50	ES		0.92	1.00		Orangish brown slightly clayey silty gravelly sand. Sand is fine to coarse. Gravel is sub-angular to sub-rounded, medium to coarse sandstone. (MADE GROUND).	0	0
				1.50	0.42		Greyish brown stained bluish grey sandy cobbly GRAVEL. Gravel is angular to sub-rounded, coarse, fine to coarse grained occasionally tabular sandstone. Cobbles are tabular coarse grained sandstone. Sand is fine to coarse. Pockets of dark brown/black staining present on sand/gravel. (MADE GROUND).	2 (5)	3 (4)
	1.70	ES		1.92	0.00		Grey sandy COBBLES. Cobbles are weathered, angular, weak, tabular, coarse grained, grey sandstone. (Recovered as weathered bedrock).	2	3
				1.92	0.00		Trial pit terminated at 1.92m on bedrock.		

Remarks: TP ended on bedrock at 1.92m.

Stability:
GroundWater
Remarks:

AGS

ATKINS

Trial Pit Log

Trialpit No
TPE2793
Sheet 1 of 1

Project Name: Monitor Phase Sign Off	Project No. 5122307.MP	Co-ords: - Level: mAOS	Date 21/08/2015
Location: Llandarcy		Dimensions (m): m Depth 1.70 m	Scale 1:25
Client: St Modwen			Logged BI

Water Strike	Samples and In Situ Testing: Depth	Type	Results	Depth (m)	Level (m)	Legend	Stratum Description	Visual Criteria	Olfactory Criteria
	0.50	ES					MADE GROUND. Brown slightly silty gravelly fine to coarse SAND with frequent cobbles. Cobbles are subangular to rounded sandstone.	1	1
	1.50	ES		1.50			MADE GROUND. Brown slightly sandy subangular to rounded medium to coarse GRAVEL and COBBLES of sandstone and occasional red brick. Black staining on sandstone.	2	0
				1.70			End of pit at 1.70 m		

Remarks: No GW strike. Pit ended on bedrock.

Stability: Stable

GroundWater Remarks:

AGS

ATKINS

Trial Pit Log

Trialpit No
TPE2794
Sheet 1 of 1

Project Name: Monitor Phase Sign Off	Project No. 5122307.MP	Co-ords: - Level: 1.44mAOS	Date 19/08/2015
Location: Llandarcy		Dimensions (m): 3m x 1.6m Depth	Scale 1:25
Client: St Modwen			Logged MM

Water Strike	Samples and In Situ Testing: Depth	Type	Results	Depth (m)	Level (m)	Legend	Stratum Description	Visual Criteria	Olfactory Criteria
	0.50	ES		0.86	0.58		Orangish brown sandy gravelly clay. Gravel is angular to rounded, fine to coarse sandstone. Sand is fine to coarse. Occasional boulders are angular to well rounded sandstone. Becomes light grey from 0.60 - 0.86m. (MADE GROUND).	0	0
	1.30	ES		1.44	0.00		Grey sandy gravelly COBBLES. Cobbles are weathered, angular, extremely weak to weak, occasionally tabular, coarse grained, grey sandstone. Gravel is angular to well rounded, fine to coarse sandstone. Sand is fine to coarse. (Recovered as weathered bedrock).	0	0
				1.44	0.00		Trial pit terminated at 1.44m due to bedrock.		

1
2
3
4
5

Remarks: TP ended on bedrock at 1.44m.

Stability:
GroundWater
Remarks:

AGS

ATKINS

Trial Pit Log

Trialpit No **TPE2795**

Sheet 1 of 1

Project Name: Monitor Phase Sign Off	Project No. 5122307.MP	Co-ords: - Level: 1.95mAOS	Date 19/08/2015
Location: Llandarcy		Dimensions (m): 3m × 1.6m Depth	Scale 1:25
Client: St Modwen			Logged MM

Water Strike	Samples and In Situ Testing: Depth	Type	Results	Depth (m)	Level (m)	Legend	Stratum Description	Visual Criteria	Olfactory Criteria
				0.42	1.53		Soft dark brown slightly sandy silty gravelly clay. Gravels are angular to sub-rounded sandstone, concrete and slag. Sand is fine to coarse. Occasional sub-rounded cobble of sandstone. (MADE GROUND).	0	0
	0.50	ES		1.50	0.45		Soft orangish brown sandy silty gravelly clay. Gravel is angular to sub-rounded sandstone. Sand is fine to coarse. (MADE GROUND).	0	0
	1.80	ES		1.95	0.00		Grey sandy gravelly COBBLES. Cobbles are weathered, angular, tabular coarse grained sandstone. Gravel is angular to rounded, fine to coarse, coarse grained sandstone. Sand is fine to coarse. (Recovered as weathered bedrock).	0	0
				1.95	0.00		Trial pit terminated at 1.95m on bedrock.		

Remarks: TP ended on bedrock at 1.95m.

Stability:
GroundWater
Remarks:

AGS

ATKINS

Trial Pit Log

Trialpit No
TPE2817
Sheet 1 of 1

Project Name: Monitor Phase Sign Off	Project No. 5122307.MP	Co-ords: - Level: mAOS	Date 25/06/2015
Location: Llandarcy		Dimensions (m): Depth 3.00 m m	Scale 1:25
Client: St Modwen			Logged KS

Water Strike	Samples and In Situ Testing: Depth	Type	Results	Depth (m)	Level (m)	Legend	Stratum Description	Visual Criteria	Olfactory Criteria
	0.50	ES		0.70			MG: drk brn/drk grey, sl clay, gr, SAND. Gr=F-C, s-r/s-a. Sa=M-C. Frags of brick, concrete, wood. Some black stain.	1	1
	1.50	ES					NG: drk grey-orange, sl clay, gr, SAND. Gr=F-C, s-r. Sa=F-C. Becoming gravellier @ about 2m. Large bands of black staining.	3	2
▼	3.00	ES		2.90 3.00			Weathered SST bedrock. Sheen on angular-SST frags. End of pit at 3.00 m	2	2

Remarks: bedrock hit at 3.0 m bgl

Stability:

GroundWater Remarks: water seepage in bottom of pit

AGS

ATKINS

Trial Pit Log

Trialpit No
TPE2818
Sheet 1 of 1

Project Name: Monitor Phase Sign Off	Project No. 5122307.MP	Co-ords: - Level: mAOS	Date 24/06/2015
Location: Llandarcy		Dimensions (m): Depth 2.10 m m	Scale 1:25
Client: St Modwen			Logged WS

Water Strike	Samples and In Situ Testing: Depth	Type	Results	Depth (m)	Level (m)	Legend	Stratum Description	Visual Criteria	Olfactory Criteria
	0.50	ES					MADE GROUND: Dark grey slightly silty fine to coarse SAND and GRAVEL with cobbles of sub-angular sandstone. Gravel of sub-angular fine to coarse sandstone	1	1
	1.00	ES		0.90			MADE GROUND: Grey slightly clayey fine to coarse SAND and GRAVEL with cobbles of sub-rounded sandstone. Gravel of angular fine to coarse sandstone, brick and metal bar	1	2
	2.00	ES		1.50			Soft dark orange mottled dark blue slightly sandy gravelly CLAY with cobbles of angular to very angular sandstone. Gravel of angular to very angular fine to coarse sandstone	2	3
				2.10			Dark grey fine grained thinly bedded SANDSTONE, recovered as sandy angular fine to coarse GRAVEL with frequent cobbles of angular to very angular sandstone		
				2.10			End of pit at 2.10 m		

1 2 3 4 5

Remarks: Pit terminated at 2.10m on bedrock

Stability:

GroundWater Remarks: None encountered

AGS

ATKINS

Trial Pit Log

Trialpit No
TPE2866
Sheet 1 of 1

Project Name: Monitor Phase Sign Off	Project No. 5122307.MP	Co-ords: - Level: mAOS	Date 25/06/2015
Location: Llandarcy		Dimensions (m): Depth 4.40 m m	Scale 1:25
Client: St Modwen			Logged WS

Water Strike	Samples and In Situ Testing: Depth	Type	Results	Depth (m)	Level (m)	Legend	Stratum Description	Visual Criteria	Olfactory Criteria
	0.50	ES					MADE GROUND: Dark grey slightly silty fine to coarse SAND and GRAVEL with cobbles of angular to very angular sandstone and concrete. Gravel of angular to very angular fine to coarse brick and sandstone. Concrete on western side of pit, with pipe with product	1	2
				1.20					
	1.50	ES					MADE GROUND: Very soft brown-black slightly silty sandy gravelly CLAY. Sand is coarse. Gravel of angular to sub-angular fine to coarse ash and clinker	2	3
				2.10					
	2.20	ES					Very soft dark brown gravelly very sandy CLAY. Gravel of angular to sub-angular fine to coarse sandstone	0	2
				2.70					
	3.00	ES					Soft dark brown mottled light grey sandy gravelly CLAY with cobbles of very angular sandstone. Sand is coarse. Gravel of angular to very angular fine to coarse sandstone. Becoming very sandy with depth	0	2
				3.10					
	4.00	ES					Soft dark brown mottled light grey sandy gravelly CLAY with cobbles of very angular sandstone. Sand is coarse. Gravel of angular to very angular fine to coarse sandstone. Becoming very sandy with depth	0	1
▼				4.40			End of pit at 4.40 m		

1 2 3 4 5

Remarks: Pit terminated at 4.40m due to partial collapse

Stability:

GroundWater Remarks: Water ingress at base 4.40m

AGS

ATKINS

Trial Pit Log

Trialpit No
TPE2895
Sheet 1 of 1

Project Name: Monitor Phase Sign Off	Project No. 5122307.MP	Co-ords: - Level: mAOS	Date 24/06/2015
Location: Llandarcy		Dimensions (m): Depth 1.40 m m	Scale 1:25
Client: St Modwen			Logged WS

Water Strike	Samples and In Situ Testing: Depth	Type	Results	Depth (m)	Level (m)	Legend	Stratum Description	Visual Criteria	Olfactory Criteria
	0.20	ES		0.30			MADE GROUND: Dark brown slightly silty gravelly fine to coarse SAND with rare cobbles of angular brick and sandstone	0	1
	0.50	ES		1.00			MADE GROUND: Dark grey slightly clayey fine to coarse SAND and GRAVEL with cobbles of angular to rounded brick and sandstone. Gravel of angular fine to coarse sandstone	0	2
	1.10	ES		1.40			MADE GROUND: Dark grey clayey fine to coarse SAND and GRAVEL with cobbles of angular to rounded brick and sandstone. Gravel of angular fine to coarse sandstone	0	1
				1.40			Dark grey fine grained thinly bedded SANDSTONE, recovered as sandy angular fine to coarse GRAVEL with frequent cobbles of angular to very angular sandstone End of pit at 1.40 m		

1
2
3
4
5

Remarks: Pit terminated at 1.40m on bedrock

Stability:

GroundWater Remarks: None encountered

AGS

ATKINS

Trial Pit Log

Trialpit No
TPE2896
Sheet 1 of 1

Project Name: Monitor Phase Sign Off	Project No. 5122307.MP	Co-ords: - Level: mAOS	Date 25/06/2015
Location: Llandarcy		Dimensions (m): Depth 2.00 m m	Scale 1:25
Client: St Modwen			Logged KS

Water Strike	Samples and In Situ Testing: Depth	Type	Results	Depth (m)	Level (m)	Legend	Stratum Description	Visual Criteria	Olfactory Criteria
▼	0.50	ES					MG: black-orange, sl gr, clay, SAND. Frags of ang rock some s-r/s-a, cobbles, brick, concreate, re-bar.	1	2
				1.00					
	1.50	ES					NG: drk grey, sl sa, gr, CLAY. Gr=F-C, ang/s-r. Sa=F-C. Lots of angular SST frags.	0	0
				2.00			End of pit at 2.00 m		

1
2
3
4
5

Remarks: bedrock hit at 2.0 m bgl

Stability:

GroundWater Remarks: water seepage at 0.5 m on C&D face

AGS

ATKINS

Trial Pit Log

Trialpit No
TPE2897
Sheet 1 of 2

Project Name: Monitor Phase Sign Off	Project No. 5122307.MP	Co-ords: - Level: mAOS	Date 25/06/2015
Location: Llandarcy		Dimensions (m): m Depth 5.50 m	Scale 1:25
Client: St Modwen			Logged KS

Water Strike	Samples and In Situ Testing: Depth	Type	Results	Depth (m)	Level (m)	Legend	Stratum Description	Visual Criteria	Olfactory Criteria	
	0.30	ES		0.40			MG: drk grey, sl clay, sa, GRAVEL. Gr=M-C, s-a/s-r. Sa=M-C. Large angular SST rock fragments.	1	1	
▼							NG: black, sl gr, clay, SAND. Gr= F-M, s-r. Sa=F-m. Large angular rock fragments.	2	1	1
	1.50	ES		1.40			NG: orange, sl gr, clay, SAND. Gr= F-M, s-r. Sa=F-m. Large angular rock fragments.	1	1	2
▼	3.00	ES		2.60				1	2	3
	4.00	ES		3.50			NG: drk grey, sa, clay, GRAVEL. Gr=M-C, ang. ang SST frags.	0	0	4
	5.00	ES		4.50			NG: drk grey, sa, gr, CLAY. Gr=M-C, ang. Large SST angular frags.			5

Continued on next sheet

Remarks: pit stopped due to digger extent and hole collapse

Stability:

GroundWater Remarks: water in pit on B-face trickling in from 0.5m & 3m

AGS

ATKINS

Trial Pit Log

Trialpit No
TPE2897
Sheet 2 of 2

Project Name: Monitor Phase Sign Off	Project No. 5122307.MP	Co-ords: - Level: mAOS	Date 25/06/2015
Location: Llandarcy	Dimensions (m): Depth 5.50 m		Scale 1:25
Client: St Modwen			Logged KS

Water Strike	Samples and In Situ Testing: Depth	Type	Results	Depth (m)	Level (m)	Legend	Stratum Description	Visual Criteria	Olfactory Criteria
				5.50			End of pit at 5.50 m	0	0

Remarks: pit stopped due to digger extent and hole collapse

Stability:

GroundWater Remarks: water in pit on B-face trickling in from 0.5m & 3m

AGS

ATKINS

Trial Pit Log

Trialpit No
TPE2940
Sheet 1 of 1

Project Name: Monitor Phase Sign Off	Project No. 5122307.MP	Co-ords: - Level: mAOS	Date 24/06/2015
Location: Llandarcy		Dimensions (m): Depth 1.00 m	Scale 1:25
Client: St Modwen			Logged WS

Water Strike	Samples and In Situ Testing: Depth	Type	Results	Depth (m)	Level (m)	Legend	Stratum Description	Visual Criteria	Olfactory Criteria
	0.50	ES					Dark grey-black slightly clayey slightly silty fine to coarse SAND and GRAVEL with cobbles of angular fine to coarse sandstone	2	2
	1.00	ES		0.90 1.00			Dark grey fine grained thinly bedded SANDSTONE, recovered as sandy angular fine to coarse GRAVEL with frequent cobbles of angular to very angular sandstone End of pit at 1.00 m	0	1

Remarks: Pit terminated at 1.00m on bedrock

Stability:

GroundWater Remarks: None encountered

AGS

ATKINS

Trial Pit Log

Trialpit No
TPE2941
Sheet 1 of 1

Project Name: Monitor Phase Sign Off	Project No. 5122307.MP	Co-ords: - Level: mAOS	Date 24/06/2015
Location: Llandarcy		Dimensions (m): Depth 2.10 m	Scale 1:25
Client: St Modwen			Logged KS

Water Strike	Samples and In Situ Testing: Depth	Type	Results	Depth (m)	Level (m)	Legend	Stratum Description	Visual Criteria	Olfactory Criteria
▼	0.50	ES					MG: black ashy, silty, sandy material. Some re-bar metal wires in ashy layer. Frags of brick & concrete.	2	2
				0.90			NG: brown-grey. Sl gr, clay, SAND. Gr=f-M, r/s-r.		
	1.50	ES						0	1
				2.10			End of pit at 2.10 m		

1
2
3
4
5

Remarks: bedrock hit at 2.0 m bgl

Stability:

GroundWater Remarks: water with sheen @ 0.7 m bgl on A-face

AGS

ATKINS

Trial Pit Log

Trialpit No
TPE2942
Sheet 1 of 2

Project Name: Monitor Phase Sign Off	Project No. 5122307.MP	Co-ords: - Level: mAOS	Date 24/06/2015
Location: Llandarcy		Dimensions (m): m Depth 5.50 m	Scale 1:25
Client: St Modwen			Logged KS

Water Strike	Samples and In Situ Testing: Depth	Type	Results	Depth (m)	Level (m)	Legend	Stratum Description	Visual Criteria	Olfactory Criteria
	0.30	ES		0.40			MG: drk grey, sl clay, gr, SAND. Gr= F-M, s-a/s-r. Sa=F-M. Frags of concrete, brick & SST.	1	1
				0.70			MG: red/black sl clay, sa, GRAVEL. Gr=F-C, s-a/s-r. Sa=F-M. Concrete frags present.	2	2
	1.30	ES		1.50			NG: orange, sl gr, clay, SAND. Gr= F-M, s-a/s-r. Sa=F-M.	0	0
	3.00	ES					NG: drk grey, sl clay, gr, SAND. Gr=F-M s-a/s-r. Sa=F-M.	0	0
	4.00	ES							

1 2 3 4 5

Continued on next sheet

Remarks: pit stopped due to digger extent and weathered bedrock

Stability:
GroundWater Remarks: DRY

AGS

ATKINS

Trial Pit Log

Trialpit No
TPE2942
Sheet 2 of 2

Project Name: Monitor Phase Sign Off	Project No. 5122307.MP	Co-ords: - Level: mAOS	Date 24/06/2015
Location: Llandarcy	Dimensions (m): Depth 5.50	m m	Scale 1:25
Client: St Modwen			Logged KS

Water Strike	Samples and In Situ Testing			Depth (m)	Level (m)	Legend	Stratum Description	Visual Criteria	Olfactory Criteria
	Depth	Type	Results						
	5.20	ES		5.50			End of pit at 5.50 m		

Remarks: pit stopped due to digger extent and weathered bedrock

Stability:

GroundWater Remarks: DRY

AGS

Appendix C. Laboratory Analytical Results – Ground Investigation

ALcontrol Laboratories

Unit 7-8 Hawarden Business Park
Manor Road (off Manor Lane)
Hawarden
Deeside
CH5 3US
Tel: (01244) 528700
Fax: (01244) 528701
email: mkt@alcontrol.com
Website: www.alcontrol.com

Atkins Global Ltd
Project Jonah site office
Llan Coed House
Suite 24
Coed Darcy
Llandarcy
SA10 6HJ

Attention: Jack Lowrie

CERTIFICATE OF ANALYSIS

Date:	07 July 2015
Customer:	H_ATKINS_LDC
Sample Delivery Group (SDG):	150521-52
Your Reference:	Phase 69 Trial Pits
Location:	Coed Darcy
Report No:	319903

We received 35 samples on Thursday May 21, 2015 and 35 of these samples were scheduled for analysis which was completed on Monday July 06, 2015. Accredited laboratory tests are defined within the report, but opinions, interpretations and on-site data expressed herein are outside the scope of ISO 17025 accreditation.

Should this report require incorporation into client reports, it must be used in its entirety and not simply with the data sections alone.

All chemical testing (unless subcontracted) is performed at ALcontrol Hawarden Laboratories.

Approved By:



Sonia McWhan

Operations Manager

Alcontrol Laboratories is a trading division of ALcontrol UK Limited
Registered Office: Units 7 & 8 Hawarden Business Park, Manor Road, Hawarden, Deeside, CH5 3US. Registered in England and Wales No.

CERTIFICATE OF ANALYSIS

SDG:	150521-52	**Location:**	Coed Darcy	**Order Number:**	CD1229
Job:	H_ATKINS_LDC-370	**Customer:**	Atkins Global Ltd	**Report Number:**	319903
Client Reference:	Phase 69 Trial Pits	**Attention:**	Jack Lowrie	**Superseded Report:**	

Received Sample Overview

Lab Sample No(s)	Customer Sample Ref.	AGS Ref.	Depth (m)	Sampled Date
11402416	B1		0.50	19/05/2015
11402421	B1		1.50	19/05/2015
11402428	B1		2.50	19/05/2015
11402436	B1		3.50	19/05/2015
11402443	B1		4.50	19/05/2015
11402380	B2		0.50	19/05/2015
11402385	B2		1.50	19/05/2015
11402395	B2		2.50	19/05/2015
11402401	B2		3.50	19/05/2015
11402411	B2		4.50	19/05/2015
11402457	B3		0.50	19/05/2015
11402463	B3		1.50	19/05/2015
11402471	B3		2.50	19/05/2015
11402484	B3		3.50	19/05/2015
11402371	B5		0.30	19/05/2015
11402449	B5		1.50	19/05/2015
11402524	B5		2.50	19/05/2015
11402567	B5		3.50	19/05/2015
11402571	B5		4.50	19/05/2015
11402578	B8		0.50	19/05/2015
11402584	B8		1.60	19/05/2015
11402591	B8		2.50	19/05/2015
11402598	B8		3.50	19/05/2015
11402519	C1		0.50	19/05/2015
11402534	C1		1.40	19/05/2015
11402541	C2		0.10	19/05/2015
11402546	D1		0.50	19/05/2015
11402551	D1		1.50	19/05/2015
11402556	D1		2.50	19/05/2015
11402562	D1		3.50	19/05/2015
11402488	F1		0.50	19/05/2015
11402495	F1		1.50	19/05/2015
11402500	F1		2.50	19/05/2015
11402509	F1		3.50	19/05/2015
11402514	F1		4.50	19/05/2015

Only received samples which have had analysis scheduled will be shown on the following pages.

CERTIFICATE OF ANALYSIS

SDG:	150521-52	**Location:**	Coed Darcy	**Order Number:**	CD1229
Job:	H_ATKINS_LDC-370	**Customer:**	Atkins Global Ltd	**Report Number:**	319903
Client Reference:	Phase 69 Trial Pits	**Attention:**	Jack Lowrie	**Superseded Report:**	

SOLID

Results Legend

X — **Test**

N — **No Determination Possible**

Lab Sample No(s)			11402416			11402421			11402428			11402436			11402443			11402380			11402385			11402395			11402401			11402411			11402457			11402463			11402471			11402484
Customer Sample Reference			B1			B1			B1			B1			B1			B2			B2			B2			B2			B2			B3			B3			B3			B3
AGS Reference																																										
Depth (m)			0.50			1.50			2.50			3.50			4.50			0.50			1.50			2.50			3.50			4.50			0.50			1.50			2.50			3.50
Container			250g Amber Jar (AL	400g Tub (ALE214)	60g VOC (ALE215)	250g Amber Jar (AL	400g Tub (ALE214)	60g VOC (ALE215)	250g Amber Jar (AL	400g Tub (ALE214)	60g VOC (ALE215)	250g Amber Jar (AL	400g Tub (ALE214)	60g VOC (ALE215)	250g Amber Jar (AL	400g Tub (ALE214)	60g VOC (ALE215)	250g Amber Jar (AL	400g Tub (ALE214)	60g VOC (ALE215)	250g Amber Jar (AL	400g Tub (ALE214)	60g VOC (ALE215)	250g Amber Jar (AL	400g Tub (ALE214)	60g VOC (ALE215)	250g Amber Jar (AL	400g Tub (ALE214)	60g VOC (ALE215)	250g Amber Jar (AL	400g Tub (ALE214)	60g VOC (ALE215)	250g Amber Jar (AL	400g Tub (ALE214)	60g VOC (ALE215)	250g Amber Jar (AL	400g Tub (ALE214)	60g VOC (ALE215)	250g Amber Jar (AL	400g Tub (ALE214)	60g VOC (ALE215)	250g Amber Jar (AL
Asbestos fibres in Soil*	All	NDPs: 0 Tests: 9		X																X																X								
Asbestos Quant. Detail Gravimetric	All	NDPs: 0 Tests: 9		X																X																X								
EPH CWG (Aliphatic) GC (S)	All	NDPs: 0 Tests: 35	X			X			X			X			X			X			X			X			X			X			X			X			X			X
EPH CWG (Aromatic) GC (S)	All	NDPs: 0 Tests: 35	X			X			X			X			X			X			X			X			X			X			X			X			X			X
GRO by GC-FID (S)	All	NDPs: 0 Tests: 35			X			X			X			X			X			X			X			X			X			X			X			X			X	
Metals in solid samples by OES	All	NDPs: 0 Tests: 35	X			X			X			X			X			X			X			X			X			X			X			X			X			X
PAH by GCMS	All	NDPs: 0 Tests: 35	X			X			X			X			X			X			X			X			X			X			X			X			X			X
pH	All	NDPs: 0 Tests: 35		X			X			X			X			X			X			X			X			X			X			X			X			X		
Sample description	All	NDPs: 0 Tests: 35	X			X			X			X			X			X			X			X			X			X			X			X			X			X
Total Organic Carbon	All	NDPs: 0 Tests: 6										X									X																					
TPH CWG GC (S)	All	NDPs: 0 Tests: 35	X			X			X			X			X			X			X			X			X			X			X			X			X			X

SDG:	150521-52	Location:	Coed Darcy	Order Number:	CD1229
Job:	H_ATKINS_LDC-370	Customer:	Atkins Global Ltd	Report Number:	319903
Client Reference:	Phase 69 Trial Pits	Attention:	Jack Lowrie	Superseded Report:	

SOLID

Results Legend

X Test

N No Determination Possible

	Lab Sample No(s)		11402484		11402371			11402449			11402524			11402567			11402571			11402578			11402584			11402591			11402598			11402519			11402534			11402541			11402546	
	Customer Sample Reference		B3		B5			B5			B5			B5			B5			B8			B8			B8			B8			C1			C1			C2			D1	
	AGS Reference																																									
	Depth (m)		3.50		0.30			1.50			2.50			3.50			4.50			0.50			1.60			2.50			3.50			0.50			1.40			0.10			0.50	
	Container		400g Tub (ALE214)	60g VOC (ALE215)	250g Amber Jar (AL	400g Tub (ALE214)	60g VOC (ALE215)	250g Amber Jar (AL	400g Tub (ALE214)	60g VOC (ALE215)	250g Amber Jar (AL	400g Tub (ALE214)	60g VOC (ALE215)	250g Amber Jar (AL	400g Tub (ALE214)	60g VOC (ALE215)	250g Amber Jar (AL	400g Tub (ALE214)	60g VOC (ALE215)	250g Amber Jar (AL	400g Tub (ALE214)	60g VOC (ALE215)	250g Amber Jar (AL	400g Tub (ALE214)	60g VOC (ALE215)	250g Amber Jar (AL	400g Tub (ALE214)	60g VOC (ALE215)	250g Amber Jar (AL	400g Tub (ALE214)	60g VOC (ALE215)	250g Amber Jar (AL	400g Tub (ALE214)	60g VOC (ALE215)	250g Amber Jar (AL	400g Tub (ALE214)	60g VOC (ALE215)	250g Amber Jar (AL	400g Tub (ALE214)	60g VOC (ALE215)	250g Amber Jar (AL	400g Tub (ALE214)
Asbestos fibres in Soil*	All	NDPs: 0 Tests: 9				X															X												X						X			X
Asbestos Quant. Detail Gravimetric	All	NDPs: 0 Tests: 9				X															X												X						X			X
EPH CWG (Aliphatic) GC (S)	All	NDPs: 0 Tests: 35			X			X			X			X			X			X			X			X			X			X			X			X			X	
EPH CWG (Aromatic) GC (S)	All	NDPs: 0 Tests: 35			X			X			X			X			X			X			X			X			X			X			X			X			X	
GRO by GC-FID (S)	All	NDPs: 0 Tests: 35		X			X			X			X			X			X			X			X			X			X			X			X			X		
Metals in solid samples by OES	All	NDPs: 0 Tests: 35			X			X			X			X			X			X			X			X			X			X			X			X			X	
PAH by GCMS	All	NDPs: 0 Tests: 35			X			X			X			X			X			X			X			X			X			X			X			X			X	
pH	All	NDPs: 0 Tests: 35	X			X			X			X			X			X			X			X			X			X			X			X			X			X
Sample description	All	NDPs: 0 Tests: 35			X			X			X			X			X			X			X			X			X			X			X			X			X	
Total Organic Carbon	All	NDPs: 0 Tests: 6			X															X																					X	
TPH CWG GC (S)	All	NDPs: 0 Tests: 35			X			X			X			X			X			X			X			X			X			X			X			X			X	

CERTIFICATE OF ANALYSIS

SDG:	150521-52	**Location:**	Coed Darcy	**Order Number:**	CD1229
Job:	H_ATKINS_LDC-370	**Customer:**	Atkins Global Ltd	**Report Number:**	319903
Client Reference:	Phase 69 Trial Pits	**Attention:**	Jack Lowrie	**Superseded Report:**	

SOLID

Results Legend

X **Test**

N **No Determination Possible**

Lab Sample No(s)	11402546	11402551	11402556	11402562	11402488	11402495	11402500	11402509	11402514
Customer Sample Reference	D1	D1	D1	D1	F1	F1	F1	F1	F1
AGS Reference									
Depth (m)	0.50	1.50	2.50	3.50	0.50	1.50	2.50	3.50	4.50
Container	60g VOC (ALE215)	250g Amber Jar (AL	400g Tub (ALE214)	60g VOC (ALE215)	250g Amber Jar (AL	400g Tub (ALE214)	60g VOC (ALE215)	250g Amber Jar (AL	400g Tub (ALE214)	60g VOC (ALE215)	250g Amber Jar (AL	400g Tub (ALE214)	60g VOC (ALE215)	250g Amber Jar (AL	400g Tub (ALE214)	60g VOC (ALE215)	250g Amber Jar (AL	400g Tub (ALE214)	60g VOC (ALE215)	250g Amber Jar (AL	400g Tub (ALE214)	60g VOC (ALE215)
Asbestos fibres in Soil*	All	NDPs: 0 Tests: 9										X										
Asbestos Quant. Detail Gravimetric	All	NDPs: 0 Tests: 9										X										
EPH CWG (Aliphatic) GC (S)	All	NDPs: 0 Tests: 35		X			X			X			X			X			X			X			X			X		
EPH CWG (Aromatic) GC (S)	All	NDPs: 0 Tests: 35		X			X			X			X			X			X			X			X			X		
GRO by GC-FID (S)	All	NDPs: 0 Tests: 35	X			X			X			X			X			X			X			X			X			X	
Metals in solid samples by OES	All	NDPs: 0 Tests: 35		X			X			X			X			X			X			X			X			X		
PAH by GCMS	All	NDPs: 0 Tests: 35		X			X			X			X			X			X			X			X			X		
pH	All	NDPs: 0 Tests: 35			X			X			X			X			X			X			X			X			X	
Sample description	All	NDPs: 0 Tests: 35		X			X			X			X			X			X			X			X			X		
Total Organic Carbon	All	NDPs: 0 Tests: 6																						X							
TPH CWG GC (S)	All	NDPs: 0 Tests: 35		X			X			X			X			X			X			X			X			X		

CERTIFICATE OF ANALYSIS

SDG:	150521-52	**Location:**	Coed Darcy	**Order Number:**	CD1229
Job:	H_ATKINS_LDC-370	**Customer:**	Atkins Global Ltd	**Report Number:**	319903
Client Reference:	Phase 69 Trial Pits	**Attention:**	Jack Lowrie	**Superseded Report:**	

Sample Descriptions

Grain Sizes

very fine	<0.063mm	fine	0.063mm - 0.1mm	medium	0.1mm - 2mm	coarse	2mm - 10mm	very coarse	>10mm

Lab Sample No(s)	Customer Sample Ref.	Depth (m)	Colour	Description	Grain size	Inclusions	Inclusions 2
11402416	B1	0.50	Dark Brown	Sandy Clay Loam	0.1 - 2 mm	Stones	Vegetation
11402421	B1	1.50	Dark Brown	Sandy Loam	0.1 - 2 mm	Concrete/Aggregate	None
11402428	B1	2.50	Dark Brown	Sandy Loam	0.1 - 2 mm	Vegetation	None
11402436	B1	3.50	Dark Brown	Sandy Loam	0.1 - 2 mm	Oil/Petroleum	Stones
11402443	B1	4.50	Dark Brown	Sandy Loam	0.1 - 2 mm	Oil/Petroleum	Stones
11402380	B2	0.50	Dark Brown	Sandy Loam	0.1 - 2 mm	Stones	Concrete/Aggregate
11402385	B2	1.50	Dark Brown	Sandy Clay	0.1 - 2 mm	Stones	Oil/Petroleum
11402395	B2	2.50	Dark Brown	Sandy Clay	0.1 - 2 mm	Stones	None
11402401	B2	3.50	Dark Brown	Sandy Clay	0.1 - 2 mm	Stones	Oil/Petroleum
11402411	B2	4.50	Dark Brown	Sandy Clay	0.1 - 2 mm	Stones	Oil/Petroleum
11402457	B3	0.50	Dark Brown	Sandy Clay Loam	0.1 - 2 mm	Stones	None
11402463	B3	1.50	Dark Brown	Sandy Loam	0.1 - 2 mm	Oil/Petroleum	None
11402471	B3	2.50	Dark Brown	Sandy Clay	0.1 - 2 mm	Oil/Petroleum	Stones
11402484	B3	3.50	Dark Brown	Sandy Clay	0.1 - 2 mm	Vegetation	None
11402371	B5	0.30	Dark Brown	Sandy Loam	0.1 - 2 mm	Stones	None
11402449	B5	1.50	Dark Brown	Sandy Clay	0.1 - 2 mm	Stones	None
11402524	B5	2.50	Dark Brown	Sandy Clay	0.1 - 2 mm	Stones	None
11402567	B5	3.50	Dark Brown	Sandy Clay	0.1 - 2 mm	Stones	None
11402571	B5	4.50	Dark Brown	Sandy Clay	0.1 - 2 mm	Stones	Vegetation
11402578	B8	0.50	Dark Brown	Sandy Clay Loam	0.1 - 2 mm	Stones	Brick
11402584	B8	1.60	Dark Brown	Sandy Clay	0.1 - 2 mm	Stones	Vegetation
11402591	B8	2.50	Dark Brown	Sandy Loam	0.1 - 2 mm	Oil/Petroleum	Stones
11402598	B8	3.50	Dark Brown	Sandy Clay Loam	0.1 - 2 mm	Stones	Oil/Petroleum
11402519	C1	0.50	Dark Brown	Sandy Loam	0.1 - 2 mm	Stones	None
11402534	C1	1.40	Dark Brown	Sandy Loam	0.1 - 2 mm	Stones	None
11402541	C2	0.10	Dark Brown	Sandy Loam	0.1 - 2 mm	Stones	None
11402546	D1	0.50	Dark Brown	Sandy Clay	0.1 - 2 mm	Stones	None
11402551	D1	1.50	Dark Brown	Sandy Clay Loam	0.1 - 2 mm	Stones	None
11402556	D1	2.50	Dark Brown	Sandy Clay Loam	0.1 - 2 mm	Stones	None
11402562	D1	3.50	Dark Brown	Sandy Loam	0.1 - 2 mm	Stones	Vegetation
11402488	F1	0.50	Dark Brown	Loamy Sand	0.1 - 2 mm	Vegetation	Stones
11402495	F1	1.50	Dark Brown	Sandy Clay Loam	0.1 - 2 mm	Stones	Oil/Petroleum
11402500	F1	2.50	Dark Brown	Sandy Clay Loam	0.1 - 2 mm	Stones	None
11402509	F1	3.50	Dark Brown	Sandy Clay	0.1 - 2 mm	Stones	Vegetation
11402514	F1	4.50	Dark Brown	Sandy Loam	0.1 - 2 mm	Stones	None

CERTIFICATE OF ANALYSIS

SDG:	150521-52	**Location:**	Coed Darcy	**Order Number:**	CD1229
Job:	H_ATKINS_LDC-370	**Customer:**	Atkins Global Ltd	**Report Number:**	319903
Client Reference:	Phase 69 Trial Pits	**Attention:**	Jack Lowrie	**Superseded Report:**	

These descriptions are only intended to act as a cross check if sample identities are questioned, and to provide a log of sample matrices with respect to MCERTS validation. They are not intended as full geological descriptions.

We are accredited to MCERTS for sand, clay and loam/topsoil, or any of these materials - whether these are derived from naturally ocurring soil profiles, or from fill/made ground, as long as these materials constitute the major part of the sample.

Other coarse granular materials such as concrete, gravel and brick are not accredited if they comprise the major part of the sample.

CERTIFICATE OF ANALYSIS

SDG:	150521-52	**Location:**	Coed Darcy	**Order Number:**	CD1229
Job:	H_ATKINS_LDC-370	**Customer:**	Atkins Global Ltd	**Report Number:**	319903
Client Reference:	Phase 69 Trial Pits	**Attention:**	Jack Lowrie	**Superseded Report:**	

Results Legend

#	ISO17025 accredited.
M	*m*CERTS accredited.
aq	Aqueous / settled sample.
diss.filt	Dissolved / filtered sample.
tot.unfilt	Total / unfiltered sample.
*	Subcontracted test.
**	% recovery of the surrogate standard to check the efficiency of the method. The results of individual compounds within samples aren't corrected for the recovery
(F)	Trigger breach confirmed
1-5&+§@	Sample deviation (see appendix)

Component	LOD/Units	Method	Customer Sample R	B1	B1	B1	B1	B1	B2
			Depth (m)	0.50	1.50	2.50	3.50	4.50	0.50
			Sample Type	Soil/Solid	Soil/Solid	Soil/Solid	Soil/Solid	Soil/Solid	Soil/Solid
			Date Sampled	19/05/2015	19/05/2015	19/05/2015	19/05/2015	19/05/2015	19/05/2015
			Sample Time	.	.	.	.	.	.
			Date Received	21/05/2015	21/05/2015	21/05/2015	21/05/2015	21/05/2015	21/05/2015
			SDG Ref	150521-52	150521-52	150521-52	150521-52	150521-52	150521-52
			Lab Sample No.(s)	11402416	11402421	11402428	11402436	11402443	11402380
			AGS Reference						
Moisture Content Ratio (% of as received sample)	%	PM024		9.3	8.6	9.2	11	9.7	14
Actinolite*	-	SUB (ASB)		Not Detected #					Not Detected #
Amosite*	-	SUB (ASB)		Detected #					Detected #
Anthophyllite*	-	SUB (ASB)		Not Detected #					Not Detected #
Chrysotile*	-	SUB (ASB)		Detected #					Detected #
Crocidolite*	-	SUB (ASB)		Detected #					Detected #
Tremolite*	-	SUB (ASB)		Not Detected #					Not Detected #
Non-Asbestos Fibres Detected	-	SUB (ASB)		Not Detected #					Not Detected #
Soil Organic Matter (SOM)	<0.35 %	TM132					1.27 #		
pH	1 pH Units	TM133		7.45 M	7.2 M	6.43 M	7.74 M	7.53 M	7.81 M
Arsenic	<0.6 mg/kg	TM181		107 M	37.2 M	53.2 M	9.58 M	12.3 M	1030 M
Cadmium	<0.02 mg/kg	TM181		2.39 M	0.895 M	0.775 M	0.215 M	0.24 M	11 M
Chromium	<0.9 mg/kg	TM181		16.1 M	13.5 M	13.2 M	12.3 M	12.5 M	20.6 M
Copper	<1.4 mg/kg	TM181		195 M	68.7 M	73 M	14.3 M	20.3 M	1090 M
Lead	<0.7 mg/kg	TM181		1250 M	339 M	353 M	17.4 M	101 M	4910 M
Mercury	<0.14 mg/kg	TM181		0.536 M	<0.14 M	<0.14 M	<0.14 M	<0.14 M	<1.4 M
Nickel	<0.2 mg/kg	TM181		31.8 M	28.2 M	24.1 M	27.3 M	23.7 M	61.8 M
Selenium	<1 mg/kg	TM181		<1 #	<1 #	<1 #	<1 #	<1 #	<10 #
Vanadium	<0.2 mg/kg	TM181		17.9 #	15.9 #	14.1 #	13.4 #	15 #	30.9 #
Zinc	<1.9 mg/kg	TM181		2870 M	749 M	783 M	77.8 M	242 M	18500 M

CERTIFICATE OF ANALYSIS

SDG:	150521-52	**Location:**	Coed Darcy	**Order Number:**	CD1229
Job:	H_ATKINS_LDC-370	**Customer:**	Atkins Global Ltd	**Report Number:**	319903
Client Reference:	Phase 69 Trial Pits	**Attention:**	Jack Lowrie	**Superseded Report:**	

Results Legend

#	ISO17025 accredited.
M	*m*CERTS accredited.
aq	Aqueous / settled sample.
diss.filt	Dissolved / filtered sample.
tot.unfilt	Total / unfiltered sample.
*	Subcontracted test.
**	% recovery of the surrogate standard to check the efficiency of the method. The results of individual compounds within samples aren't corrected for the recovery
(F)	Trigger breach confirmed
1-5&+§@	Sample deviation (see appendix)

Component	LOD/Units	Method	Customer Sample R	B2	B2	B2	B2	B3	B3
			Depth (m)	1.50	2.50	3.50	4.50	0.50	1.50
			Sample Type	Soil/Solid	Soil/Solid	Soil/Solid	Soil/Solid	Soil/Solid	Soil/Solid
			Date Sampled	19/05/2015	19/05/2015	19/05/2015	19/05/2015	19/05/2015	19/05/2015
			Sample Time	.	.	.	.	.	.
			Date Received	21/05/2015	21/05/2015	21/05/2015	21/05/2015	21/05/2015	21/05/2015
			SDG Ref	150521-52	150521-52	150521-52	150521-52	150521-52	150521-52
			Lab Sample No.(s)	11402385	11402395	11402401	11402411	11402457	11402463
			AGS Reference						
Moisture Content Ratio (% of as received sample)	%	PM024		18	13	12	12	8	10
Actinolite*	-	SUB (ASB)						Not Detected #	
Amosite*	-	SUB (ASB)						Not Detected #	
Anthophyllite*	-	SUB (ASB)						Not Detected #	
Chrysotile*	-	SUB (ASB)						Detected #	
Crocidolite*	-	SUB (ASB)						Detected #	
Tremolite*	-	SUB (ASB)						Not Detected #	
Non-Asbestos Fibres Detected	-	SUB (ASB)						Not Detected #	
Soil Organic Matter (SOM)	<0.35 %	TM132		1.79 #					
pH	1 pH Units	TM133		6.58 M	7.76 M	8.44 M	8.16 M	7.7 M	7.63 M
Arsenic	<0.6 mg/kg	TM181		31.5 M	21.5 M	11.7 M	9.39 M	45.6 M	8.48 M
Cadmium	<0.02 mg/kg	TM181		0.518 M	0.501 M	0.125 M	1.42 M	0.909 M	0.361 M
Chromium	<0.9 mg/kg	TM181		15.2 M	17.8 M	13.2 M	11.3 M	15.2 M	10.1 M
Copper	<1.4 mg/kg	TM181		47.2 M	48.2 M	23.5 M	16.1 M	57.1 M	13 M
Lead	<0.7 mg/kg	TM181		72 M	248 M	37.3 M	21.5 M	267 M	13.2 M
Mercury	<0.14 mg/kg	TM181		<0.14 M	<0.14 M	<0.14 M	<0.14 M	<0.14 M	<0.14 M
Nickel	<0.2 mg/kg	TM181		19.1 M	21.7 M	21.4 M	21.4 M	29.9 M	21 M
Selenium	<1 mg/kg	TM181		<1 #	<1 #	<1 #	<1 #	<1 #	<1 #
Vanadium	<0.2 mg/kg	TM181		19.1 #	16 #	15.7 #	12.4 #	20.8 #	11.3 #
Zinc	<1.9 mg/kg	TM181		164 M	525 M	107 M	71.9 M	579 M	56.2 M

CERTIFICATE OF ANALYSIS

SDG:	150521-52	**Location:**	Coed Darcy	**Order Number:**	CD1229
Job:	H_ATKINS_LDC-370	**Customer:**	Atkins Global Ltd	**Report Number:**	319903
Client Reference:	Phase 69 Trial Pits	**Attention:**	Jack Lowrie	**Superseded Report:**	

Results Legend

#	ISO17025 accredited.
M	*m*CERTS accredited.
aq	Aqueous / settled sample.
diss.filt	Dissolved / filtered sample.
tot.unfilt	Total / unfiltered sample.
*	Subcontracted test.
**	% recovery of the surrogate standard to check the efficiency of the method. The results of individual compounds within samples aren't corrected for the recovery
(F)	Trigger breach confirmed
1-5&+§@	Sample deviation (see appendix)

Component	LOD/Units	Method	Customer Sample R	B3	B3	B5	B5	B5	B5
			Depth (m)	2.50	3.50	0.30	1.50	2.50	3.50
			Sample Type	Soil/Solid	Soil/Solid	Soil/Solid	Soil/Solid	Soil/Solid	Soil/Solid
			Date Sampled	19/05/2015	19/05/2015	19/05/2015	19/05/2015	19/05/2015	19/05/2015
			Sample Time	.	.	.	.	.	.
			Date Received	21/05/2015	21/05/2015	21/05/2015	21/05/2015	21/05/2015	21/05/2015
			SDG Ref	150521-52	150521-52	150521-52	150521-52	150521-52	150521-52
			Lab Sample No.(s)	11402471	11402484	11402371	11402449	11402524	11402567
			AGS Reference						
Moisture Content Ratio (% of as received sample)	%	PM024		11	12	13	11	14	14
Actinolite*	-	SUB (ASB)				Not Detected #			
Amosite*	-	SUB (ASB)				Detected #			
Anthophyllite*	-	SUB (ASB)				Not Detected #			
Chrysotile*	-	SUB (ASB)				Detected #			
Crocidolite*	-	SUB (ASB)				Detected #			
Tremolite*	-	SUB (ASB)				Not Detected #			
Non-Asbestos Fibres Detected	-	SUB (ASB)				Not Detected #			
Soil Organic Matter (SOM)	<0.35 %	TM132				9.59 #			
pH	1 pH Units	TM133		7.85 M	8.32 M	8.66 M	7.52 M	8.19 M	8.08 M
Arsenic	<0.6 mg/kg	TM181		9.48 M	11.3 M	690 M	21.9 M	49.4 M	62.6 M
Cadmium	<0.02 mg/kg	TM181		0.294 M	0.0963 M	4.45 M	0.483 M	2.66 M	0.83 M
Chromium	<0.9 mg/kg	TM181		13.1 M	14.1 M	19.2 M	15.2 M	16 M	15.1 M
Copper	<1.4 mg/kg	TM181		16.1 M	20.4 M	1170 M	41.3 M	111 M	115 M
Lead	<0.7 mg/kg	TM181		14.8 M	22.5 M	3960 M	221 M	492 M	371 M
Mercury	<0.14 mg/kg	TM181		<0.14 M	<0.14 M	0.973 M	<0.14 M	<0.14 M	<0.14 M
Nickel	<0.2 mg/kg	TM181		27.1 M	29.1 M	43.3 M	24.4 M	25.9 M	20.2 M
Selenium	<1 mg/kg	TM181		<1 #	<1 #	<1 #	<1 #	<1 #	<1 #
Vanadium	<0.2 mg/kg	TM181		14.6 #	15.5 #	25.5 #	16.7 #	18.8 #	19.4 #
Zinc	<1.9 mg/kg	TM181		65.8 M	81.8 M	4830 M	548 M	846 M	726 M

CERTIFICATE OF ANALYSIS

SDG:	150521-52	**Location:**	Coed Darcy	**Order Number:**	CD1229
Job:	H_ATKINS_LDC-370	**Customer:**	Atkins Global Ltd	**Report Number:**	319903
Client Reference:	Phase 69 Trial Pits	**Attention:**	Jack Lowrie	**Superseded Report:**	

Results Legend

#	ISO17025 accredited.
M	*m*CERTS accredited.
aq	Aqueous / settled sample.
diss.filt	Dissolved / filtered sample.
tot.unfilt	Total / unfiltered sample.
*	Subcontracted test.
**	% recovery of the surrogate standard to check the efficiency of the method. The results of individual compounds within samples aren't corrected for the recovery
(F)	Trigger breach confirmed
1-5&+§@	Sample deviation (see appendix)

Component	LOD/Units	Method	Customer Sample R	B5	B8	B8	B8	B8	C1
			Depth (m)	4.50	0.50	1.60	2.50	3.50	0.50
			Sample Type	Soil/Solid	Soil/Solid	Soil/Solid	Soil/Solid	Soil/Solid	Soil/Solid
			Date Sampled	19/05/2015	19/05/2015	19/05/2015	19/05/2015	19/05/2015	19/05/2015
			Sample Time	.	.	.	.	.	.
			Date Received	21/05/2015	21/05/2015	21/05/2015	21/05/2015	21/05/2015	21/05/2015
			SDG Ref	150521-52	150521-52	150521-52	150521-52	150521-52	150521-52
			Lab Sample No.(s)	11402571	11402578	11402584	11402591	11402598	11402519
			AGS Reference						
Moisture Content Ratio (% of as received sample)	%	PM024		13	16	12	11	11	9.9
Actinolite*	-	SUB (ASB)			Not Detected #				Not Detected #
Amosite*	-	SUB (ASB)			Detected #				Detected #
Anthophyllite*	-	SUB (ASB)			Not Detected #				Not Detected #
Chrysotile*	-	SUB (ASB)			Detected #				Detected #
Crocidolite*	-	SUB (ASB)			Not Detected #				Not Detected #
Tremolite*	-	SUB (ASB)			Not Detected #				Not Detected #
Non-Asbestos Fibres Detected	-	SUB (ASB)			Not Detected #				Not Detected #
Soil Organic Matter (SOM)	<0.35 %	TM132			5.22 #				
pH	1 pH Units	TM133		6.56 M	8.04 M	7.34 M	6.76 M	6.13 M	8.56 M
Arsenic	<0.6 mg/kg	TM181		24.1 M	288 M	16.2 M	8.03 M	9.25 M	48.3 M
Cadmium	<0.02 mg/kg	TM181		0.508 M	5.89 M	1.58 M	1.29 M	2.65 M	1.45 M
Chromium	<0.9 mg/kg	TM181		13.9 M	19.4 M	14.1 M	11.5 M	14.7 M	21.8 M
Copper	<1.4 mg/kg	TM181		62.4 M	420 M	27.1 M	14.9 M	11.7 M	167 M
Lead	<0.7 mg/kg	TM181		270 M	2710 M	86.3 M	19.3 M	13.4 M	353 M
Mercury	<0.14 mg/kg	TM181		<0.14 M	2.03 M	<0.14 M	<0.14 M	<0.14 M	1.35 M
Nickel	<0.2 mg/kg	TM181		24.5 M	40.5 M	25.5 M	23 M	25.4 M	44.8 M
Selenium	<1 mg/kg	TM181		<1 #	<1 #	<1 #	<1 #	<1 #	<1 #
Vanadium	<0.2 mg/kg	TM181		16.9 #	27.5 #	15.6 #	12.2 #	20.8 #	23.4 #
Zinc	<1.9 mg/kg	TM181		318 M	6440 M	212 M	72.2 M	62.1 M	737 M

CERTIFICATE OF ANALYSIS

SDG:	150521-52	**Location:**	Coed Darcy	**Order Number:**	CD1229
Job:	H_ATKINS_LDC-370	**Customer:**	Atkins Global Ltd	**Report Number:**	319903
Client Reference:	Phase 69 Trial Pits	**Attention:**	Jack Lowrie	**Superseded Report:**	

Results Legend

#	ISO17025 accredited.
M	*m*CERTS accredited.
aq	Aqueous / settled sample.
diss.filt	Dissolved / filtered sample.
tot.unfilt	Total / unfiltered sample.
*	Subcontracted test.
**	% recovery of the surrogate standard to check the efficiency of the method. The results of individual compounds within samples aren't corrected for the recovery
(F)	Trigger breach confirmed
1-5&+§@	Sample deviation (see appendix)

Component	LOD/Units	Method	Customer Sample R	C1	C2	D1	D1	D1	D1
			Depth (m)	1.40	0.10	0.50	1.50	2.50	3.50
			Sample Type	Soil/Solid	Soil/Solid	Soil/Solid	Soil/Solid	Soil/Solid	Soil/Solid
			Date Sampled	19/05/2015	19/05/2015	19/05/2015	19/05/2015	19/05/2015	19/05/2015
			Sample Time	.	.	.	.	.	.
			Date Received	21/05/2015	21/05/2015	21/05/2015	21/05/2015	21/05/2015	21/05/2015
			SDG Ref	150521-52	150521-52	150521-52	150521-52	150521-52	150521-52
			Lab Sample No.(s)	11402534	11402541	11402546	11402551	11402556	11402562
			AGS Reference						
Moisture Content Ratio (% of as received sample)	%	PM024		9.3	1.3	7.2	11	13	13
Actinolite*	-	SUB (ASB)			Not Detected #	Not Detected #			
Amosite*	-	SUB (ASB)			Detected #	Not Detected #			
Anthophyllite*	-	SUB (ASB)			Not Detected #	Not Detected #			
Chrysotile*	-	SUB (ASB)			Detected #	Detected #			
Crocidolite*	-	SUB (ASB)			Not Detected #	Not Detected #			
Tremolite*	-	SUB (ASB)			Not Detected #	Not Detected #			
Non-Asbestos Fibres Detected	-	SUB (ASB)			Not Detected #	Not Detected #			
Soil Organic Matter (SOM)	<0.35 %	TM132				1.76 #			
pH	1 pH Units	TM133		8.07 M	8.15 M	8.45 M	7.92 M	7.96 M	8.05 M
Arsenic	<0.6 mg/kg	TM181		25 M	14.5 M	19.2 M	12.6 M	13 M	11.3 M
Cadmium	<0.02 mg/kg	TM181		0.825 M	0.499 M	0.419 M	0.467 M	0.503 M	1.64 M
Chromium	<0.9 mg/kg	TM181		16.3 M	18.1 M	15.6 M	15.6 M	18.8 M	17.8 M
Copper	<1.4 mg/kg	TM181		54.2 M	64.5 M	51 M	25.1 M	47 M	31.8 M
Lead	<0.7 mg/kg	TM181		122 M	79.5 M	70.3 M	41.7 M	38.9 M	151 M
Mercury	<0.14 mg/kg	TM181		0.29 M	0.56 M	<0.14 M	<0.14 M	<0.14 M	<0.14 M
Nickel	<0.2 mg/kg	TM181		37 M	43.4 M	30.8 M	34.3 M	44 M	36.6 M
Selenium	<1 mg/kg	TM181		<1 #	<1 #	<1 #	<1 #	<1 #	<1 #
Vanadium	<0.2 mg/kg	TM181		16.4 #	17.8 #	17.3 #	16.4 #	18.3 #	16 #
Zinc	<1.9 mg/kg	TM181		305 M	173 M	207 M	129 M	150 M	140 M

CERTIFICATE OF ANALYSIS

SDG:	150521-52	**Location:**	Coed Darcy	**Order Number:**	CD1229
Job:	H_ATKINS_LDC-370	**Customer:**	Atkins Global Ltd	**Report Number:**	319903
Client Reference:	Phase 69 Trial Pits	**Attention:**	Jack Lowrie	**Superseded Report:**	

Results Legend

#	ISO17025 accredited.
M	*m*CERTS accredited.
aq	Aqueous / settled sample.
diss.filt	Dissolved / filtered sample.
tot.unfilt	Total / unfiltered sample.
*	Subcontracted test.
**	% recovery of the surrogate standard to check the efficiency of the method. The results of individual compounds within samples aren't corrected for the recovery
(F)	Trigger breach confirmed
1-5&+§@	Sample deviation (see appendix)

Component	LOD/Units	Method	Customer Sample R	F1	F1	F1	F1	F1
			Depth (m)	0.50	1.50	2.50	3.50	4.50
			Sample Type	Soil/Solid	Soil/Solid	Soil/Solid	Soil/Solid	Soil/Solid
			Date Sampled	19/05/2015	19/05/2015	19/05/2015	19/05/2015	19/05/2015
			Sample Time	.	.	.	.	.
			Date Received	21/05/2015	21/05/2015	21/05/2015	21/05/2015	21/05/2015
			SDG Ref	150521-52	150521-52	150521-52	150521-52	150521-52
			Lab Sample No.(s)	11402488	11402495	11402500	11402509	11402514
			AGS Reference					
Moisture Content Ratio (% of as received sample)	%	PM024		14	13	14	11	13
Actinolite*	-	SUB (ASB)		Not Detected #				
Amosite*	-	SUB (ASB)		Detected #				
Anthophyllite*	-	SUB (ASB)		Not Detected #				
Chrysotile*	-	SUB (ASB)		Detected #				
Crocidolite*	-	SUB (ASB)		Not Detected #				
Tremolite*	-	SUB (ASB)		Not Detected #				
Non-Asbestos Fibres Detected	-	SUB (ASB)		Not Detected #				
Soil Organic Matter (SOM)	<0.35 %	TM132				2.1 #		
pH	1 pH Units	TM133		7.85 M	7.73 M	7.56 M	8.4 M	7.27 M
Arsenic	<0.6 mg/kg	TM181		30 M	9.47 M	13.1 M	12.2 M	12.4 M
Cadmium	<0.02 mg/kg	TM181		1.12 M	0.09 M	0.261 M	<0.02 M	0.0915 M
Chromium	<0.9 mg/kg	TM181		19.7 M	12.9 M	15.3 M	14.5 M	19.9 M
Copper	<1.4 mg/kg	TM181		121 M	13.6 M	24.2 M	24.7 M	21.7 M
Lead	<0.7 mg/kg	TM181		219 M	14.2 M	52.7 M	20.4 M	16.2 M
Mercury	<0.14 mg/kg	TM181		1.99 M	<0.14 M	<0.14 M	<0.14 M	<0.14 M
Nickel	<0.2 mg/kg	TM181		30.7 M	23.9 M	27 M	33.6 M	35.6 M
Selenium	<1 mg/kg	TM181		<1 #	<1 #	<1 #	<1 #	<1 #
Vanadium	<0.2 mg/kg	TM181		25.3 #	13.6 #	18.4 #	16.8 #	23.8 #
Zinc	<1.9 mg/kg	TM181		415 M	61.8 M	105 M	78 M	96.8 M

CERTIFICATE OF ANALYSIS

SDG:	150521-52	**Location:**	Coed Darcy	**Order Number:**	CD1229
Job:	H_ATKINS_LDC-370	**Customer:**	Atkins Global Ltd	**Report Number:**	319903
Client Reference:	Phase 69 Trial Pits	**Attention:**	Jack Lowrie	**Superseded Report:**	

PAH by GCMS

Results Legend	
#	ISO17025 accredited.
M	*m*CERTS accredited.
aq	Aqueous / settled sample.
diss.filt	Dissolved / filtered sample.
tot.unfilt	Total / unfiltered sample.
*	Subcontracted test.
**	% recovery of the surrogate standard to check the efficiency of the method. The results of individual compounds within samples aren't corrected for the recovery
(F)	Trigger breach confirmed
1-5&+§@	Sample deviation (see appendix)

Component	LOD/Units	Method	Customer Sample R	B1	B1	B1	B1	B1	B2
			Depth (m)	0.50	1.50	2.50	3.50	4.50	0.50
			Sample Type	Soil/Solid	Soil/Solid	Soil/Solid	Soil/Solid	Soil/Solid	Soil/Solid
			Date Sampled	19/05/2015	19/05/2015	19/05/2015	19/05/2015	19/05/2015	19/05/2015
			Sample Time	.	.	.	.	.	.
			Date Received	21/05/2015	21/05/2015	21/05/2015	21/05/2015	21/05/2015	21/05/2015
			SDG Ref	150521-52	150521-52	150521-52	150521-52	150521-52	150521-52
			Lab Sample No.(s)	11402416	11402421	11402428	11402436	11402443	11402380
			AGS Reference						
Naphthalene-d8 % recovery**	%	TM218		92.8	94.7	88.1	86.2	88.4	91
Acenaphthene-d10 % recovery**	%	TM218		92.6	95.4	87	85.6	88.4	89.5
Phenanthrene-d10 % recovery**	%	TM218		92.7	94.7	86	84.3	90.4	87.7
Chrysene-d12 % recovery**	%	TM218		94.1	101	90.3	91.6	97.1	88.8
Perylene-d12 % recovery**	%	TM218		90	96	87.3	91.3	93.5	88
Naphthalene	<9 µg/kg	TM218		11 M	41 M	20.1 M	165 M	343 M	138 M
Acenaphthylene	<12 µg/kg	TM218		<12 M	<12 M	<12 M	<12 M	<12 M	28.7 M
Acenaphthene	<8 µg/kg	TM218		<8 M	19.6 M	<8 M	52.5 M	71.9 M	28 M
Fluorene	<10 µg/kg	TM218		<10 M	43.9 M	18.2 M	147 M	191 M	44.2 M
Phenanthrene	<15 µg/kg	TM218		82.2 M	96.1 M	110 M	390 M	394 M	159 M
Anthracene	<16 µg/kg	TM218		<16 M	25.7 M	24 M	89.7 M	154 M	76.2 M
Fluoranthene	<17 µg/kg	TM218		66.1 M	25.5 M	<17 M	20.8 M	27.1 M	212 M
Pyrene	<15 µg/kg	TM218		63.1 M	24.1 M	<15 M	30.5 M	54.1 M	268 M
Benz(a)anthracene	<14 µg/kg	TM218		45.2 M	<14 M	<14 M	<14 M	<14 M	189 M
Chrysene	<10 µg/kg	TM218		72.4 M	17.9 M	35.7 M	50.4 M	53.1 M	179 M
Benzo(b)fluoranthene	<15 µg/kg	TM218		78.2 M	38.1 M	<15 M	45.1 M	42.3 M	337 M
Benzo(k)fluoranthene	<14 µg/kg	TM218		37.8 M	<14 M	<14 M	<14 M	<14 M	104 M
Benzo(a)pyrene	<15 µg/kg	TM218		64.5 M	<15 M	<15 M	<15 M	<15 M	200 M
Indeno(1,2,3-cd)pyrene	<18 µg/kg	TM218		42.4 M	<18 M	<18 M	<18 M	<18 M	129 M
Dibenzo(a,h)anthracene	<23 µg/kg	TM218		<23 M	<23 M	<23 M	<23 M	<23 M	51.5 M
Benzo(g,h,i)perylene	<24 µg/kg	TM218		65.7 M	<24 M	<24 M	<24 M	<24 M	164 M
PAH, Total Detected USEPA 16	<118 µg/kg	TM218		629	332	208	990	1330	2310

CERTIFICATE OF ANALYSIS

SDG:	150521-52	**Location:**	Coed Darcy	**Order Number:**	CD1229
Job:	H_ATKINS_LDC-370	**Customer:**	Atkins Global Ltd	**Report Number:**	319903
Client Reference:	Phase 69 Trial Pits	**Attention:**	Jack Lowrie	**Superseded Report:**	

PAH by GCMS

Results Legend	
#	ISO17025 accredited.
M	*m*CERTS accredited.
aq	Aqueous / settled sample.
diss.filt	Dissolved / filtered sample.
tot.unfilt	Total / unfiltered sample.
*	Subcontracted test.
**	% recovery of the surrogate standard to check the efficiency of the method. The results of individual compounds within samples aren't corrected for the recovery
(F)	Trigger breach confirmed
1-5&+§@	Sample deviation (see appendix)

Component	LOD/Units	Method	Customer Sample R	B2	B2	B2	B2	B3	B3
			Depth (m)	1.50	2.50	3.50	4.50	0.50	1.50
			Sample Type	Soil/Solid	Soil/Solid	Soil/Solid	Soil/Solid	Soil/Solid	Soil/Solid
			Date Sampled	19/05/2015	19/05/2015	19/05/2015	19/05/2015	19/05/2015	19/05/2015
			Sample Time	.	.	.	.	.	.
			Date Received	21/05/2015	21/05/2015	21/05/2015	21/05/2015	21/05/2015	21/05/2015
			SDG Ref	150521-52	150521-52	150521-52	150521-52	150521-52	150521-52
			Lab Sample No.(s)	11402385	11402395	11402401	11402411	11402457	11402463
			AGS Reference						
Naphthalene-d8 % recovery**	%	TM218		94.9	84.5	91	91.7	87.9	89.3
Acenaphthene-d10 % recovery**	%	TM218		94.7	86	92.2	94.2	87.2	89.3
Phenanthrene-d10 % recovery**	%	TM218		96	87.3	92.9	95.4	89	89.4
Chrysene-d12 % recovery**	%	TM218		107	94.3	99.3	103	80.5	97.5
Perylene-d12 % recovery**	%	TM218		106	91	96.5	98.6	87.2	96.6
Naphthalene	<9 µg/kg	TM218		2670 M	2240 M	3100 M	1940 M	286 M	356 M
Acenaphthylene	<12 µg/kg	TM218		<12 M	190 M	164 M	<12 M	<12 M	<12 M
Acenaphthene	<8 µg/kg	TM218		2550 M	1870 M	1340 M	2640 M	54.9 M	91.1 M
Fluorene	<10 µg/kg	TM218		2860 M	1820 M	1480 M	3210 M	93.7 M	151 M
Phenanthrene	<15 µg/kg	TM218		3580 M	1690 M	1970 M	4370 M	252 M	267 M
Anthracene	<16 µg/kg	TM218		1320 M	861 M	907 M	1640 M	99.2 M	171 M
Fluoranthene	<17 µg/kg	TM218		608 M	335 M	336 M	259 M	217 M	90.2 M
Pyrene	<15 µg/kg	TM218		1270 M	802 M	770 M	822 M	233 M	88.2 M
Benz(a)anthracene	<14 µg/kg	TM218		240 M	122 M	110 M	59 M	135 M	51.6 M
Chrysene	<10 µg/kg	TM218		220 M	128 M	182 M	110 M	139 M	68.9 M
Benzo(b)fluoranthene	<15 µg/kg	TM218		206 M	103 M	40.8 M	75.9 M	194 M	65.8 M
Benzo(k)fluoranthene	<14 µg/kg	TM218		64.8 M	34.1 M	<14 M	<14 M	74.6 M	<14 M
Benzo(a)pyrene	<15 µg/kg	TM218		138 M	71.9 M	48.8 M	<15 M	117 M	23.5 M
Indeno(1,2,3-cd)pyrene	<18 µg/kg	TM218		63.9 M	29.3 M	21.2 M	<18 M	68.5 M	<18 M
Dibenzo(a,h)anthracene	<23 µg/kg	TM218		<23 M	<23 M	<23 M	<23 M	26.7 M	<23 M
Benzo(g,h,i)perylene	<24 µg/kg	TM218		79.9 M	36 M	<24 M	<24 M	80.3 M	<24 M
PAH, Total Detected USEPA 16	<118 µg/kg	TM218		15900	10300	10500	15100	2070	1420

CERTIFICATE OF ANALYSIS

SDG:	150521-52	**Location:**	Coed Darcy	**Order Number:**	CD1229
Job:	H_ATKINS_LDC-370	**Customer:**	Atkins Global Ltd	**Report Number:**	319903
Client Reference:	Phase 69 Trial Pits	**Attention:**	Jack Lowrie	**Superseded Report:**	

PAH by GCMS

Results Legend	
#	ISO17025 accredited.
M	*m*CERTS accredited.
aq	Aqueous / settled sample.
diss.filt	Dissolved / filtered sample.
tot.unfilt	Total / unfiltered sample.
*	Subcontracted test.
**	% recovery of the surrogate standard to check the efficiency of the method. The results of individual compounds within samples aren't corrected for the recovery
(F)	Trigger breach confirmed
1-5&+§@	Sample deviation (see appendix)

Component	LOD/Units	Method	Customer Sample R	B3	B3	B5	B5	B5	B5
			Depth (m)	2.50	3.50	0.30	1.50	2.50	3.50
			Sample Type	Soil/Solid	Soil/Solid	Soil/Solid	Soil/Solid	Soil/Solid	Soil/Solid
			Date Sampled	19/05/2015	19/05/2015	19/05/2015	19/05/2015	19/05/2015	19/05/2015
			Sample Time	.	.	.	.	.	.
			Date Received	21/05/2015	21/05/2015	21/05/2015	21/05/2015	21/05/2015	21/05/2015
			SDG Ref	150521-52	150521-52	150521-52	150521-52	150521-52	150521-52
			Lab Sample No.(s)	11402471	11402484	11402371	11402449	11402524	11402567
			AGS Reference						
Naphthalene-d8 % recovery**	%	TM218		87.6	86.1	91.4	94.8	97.1	90
Acenaphthene-d10 % recovery**	%	TM218		87.3	84.8	91	94.2	93.1	88.9
Phenanthrene-d10 % recovery**	%	TM218		87.6	83.5	90.7	93.8	92.9	90
Chrysene-d12 % recovery**	%	TM218		91	89.3	93.9	94.4	92	87.9
Perylene-d12 % recovery**	%	TM218		88.3	85.3	94.6	87.2	93.5	79.9
Naphthalene	<9 µg/kg	TM218		<9 M	37.7 M	311 M	<9 M	<9 M	<9 M
Acenaphthylene	<12 µg/kg	TM218		<12 M	<12 M	28.1 M	<12 M	<12 M	<12 M
Acenaphthene	<8 µg/kg	TM218		<8 M	80.4 M	112 M	<8 M	<8 M	<8 M
Fluorene	<10 µg/kg	TM218		<10 M	270 M	135 M	<10 M	<10 M	<10 M
Phenanthrene	<15 µg/kg	TM218		71.3 M	1060 M	1930 M	64.8 M	78.4 M	80.7 M
Anthracene	<16 µg/kg	TM218		<16 M	326 M	133 M	<16 M	<16 M	<16 M
Fluoranthene	<17 µg/kg	TM218		<17 M	85.1 M	2920 M	<17 M	67.7 M	24.4 M
Pyrene	<15 µg/kg	TM218		<15 M	250 M	1970 M	<15 M	60 M	<15 M
Benz(a)anthracene	<14 µg/kg	TM218		<14 M	<14 M	1280 M	<14 M	44 M	<14 M
Chrysene	<10 µg/kg	TM218		23.9 M	74.4 M	1710 M	50.6 M	60.7 M	51.7 M
Benzo(b)fluoranthene	<15 µg/kg	TM218		<15 M	78 M	2850 M	45.7 M	71.9 M	41.3 M
Benzo(k)fluoranthene	<14 µg/kg	TM218		<14 M	<14 M	865 M	<14 M	32.4 M	<14 M
Benzo(a)pyrene	<15 µg/kg	TM218		<15 M	<15 M	1550 M	<15 M	56.1 M	<15 M
Indeno(1,2,3-cd)pyrene	<18 µg/kg	TM218		<18 M	<18 M	850 M	<18 M	47.5 M	<18 M
Dibenzo(a,h)anthracene	<23 µg/kg	TM218		<23 M	<23 M	330 M	<23 M	<23 M	<23 M
Benzo(g,h,i)perylene	<24 µg/kg	TM218		<24 M	<24 M	911 M	<24 M	56.3 M	<24 M
PAH, Total Detected USEPA 16	<118 µg/kg	TM218		<118	2260	17900	161	575	198

CERTIFICATE OF ANALYSIS

SDG:	150521-52	**Location:**	Coed Darcy	**Order Number:**	CD1229
Job:	H_ATKINS_LDC-370	**Customer:**	Atkins Global Ltd	**Report Number:**	319903
Client Reference:	Phase 69 Trial Pits	**Attention:**	Jack Lowrie	**Superseded Report:**	

PAH by GCMS

Results Legend	
#	ISO17025 accredited.
M	*m*CERTS accredited.
aq	Aqueous / settled sample.
diss.filt	Dissolved / filtered sample.
tot.unfilt	Total / unfiltered sample.
*	Subcontracted test.
**	% recovery of the surrogate standard to check the efficiency of the method. The results of individual compounds within samples aren't corrected for the recovery
(F)	Trigger breach confirmed
1-5&+§@	Sample deviation (see appendix)

Component	LOD/Units	Method	Customer Sample R	B5	B8	B8	B8	B8	C1
			Depth (m)	4.50	0.50	1.60	2.50	3.50	0.50
			Sample Type	Soil/Solid	Soil/Solid	Soil/Solid	Soil/Solid	Soil/Solid	Soil/Solid
			Date Sampled	19/05/2015	19/05/2015	19/05/2015	19/05/2015	19/05/2015	19/05/2015
			Sample Time	.	.	.	.	.	.
			Date Received	21/05/2015	21/05/2015	21/05/2015	21/05/2015	21/05/2015	21/05/2015
			SDG Ref	150521-52	150521-52	150521-52	150521-52	150521-52	150521-52
			Lab Sample No.(s)	11402571	11402578	11402584	11402591	11402598	11402519
			AGS Reference						
Naphthalene-d8 % recovery**	%	TM218		87.9	94.4	89.4	90.2	95.4	112
Acenaphthene-d10 % recovery**	%	TM218		87.2	93.6	87.4	89.9	94.8	111
Phenanthrene-d10 % recovery**	%	TM218		86.5	92.6	88.2	90.8	96.1	108
Chrysene-d12 % recovery**	%	TM218		91.5	97.2	96.5	98.6	83.8	113
Perylene-d12 % recovery**	%	TM218		86.6	97	91.7	98.9	87.6	107
Naphthalene	<9 µg/kg	TM218		43.1 M	192 M	403 M	871 M	289 M	220 M
Acenaphthylene	<12 µg/kg	TM218		<12 M	26.8 M	<12 M	<12 M	<12 M	44 M
Acenaphthene	<8 µg/kg	TM218		47.7 M	43.4 M	238 M	597 M	139 M	67.1 M
Fluorene	<10 µg/kg	TM218		<10 M	80.9 M	481 M	819 M	232 M	95.3 M
Phenanthrene	<15 µg/kg	TM218		126 M	348 M	1210 M	1180 M	414 M	1020 M
Anthracene	<16 µg/kg	TM218		41.8 M	120 M	336 M	358 M	71.4 M	227 M
Fluoranthene	<17 µg/kg	TM218		20.6 M	529 M	545 M	150 M	29.8 M	2600 M
Pyrene	<15 µg/kg	TM218		43.4 M	492 M	731 M	280 M	42.3 M	2640 M
Benz(a)anthracene	<14 µg/kg	TM218		<14 M	418 M	237 M	80.4 M	<14 M	1810 M
Chrysene	<10 µg/kg	TM218		55.9 M	407 M	248 M	88.9 M	36.2 M	1520 M
Benzo(b)fluoranthene	<15 µg/kg	TM218		<15 M	745 M	200 M	71.9 M	37.1 M	1990 M
Benzo(k)fluoranthene	<14 µg/kg	TM218		<14 M	225 M	72.8 M	<14 M	<14 M	910 M
Benzo(a)pyrene	<15 µg/kg	TM218		<15 M	459 M	128 M	41.6 M	<15 M	1710 M
Indeno(1,2,3-cd)pyrene	<18 µg/kg	TM218		<18 M	274 M	51.2 M	<18 M	<18 M	902 M
Dibenzo(a,h)anthracene	<23 µg/kg	TM218		<23 M	102 M	<23 M	<23 M	<23 M	323 M
Benzo(g,h,i)perylene	<24 µg/kg	TM218		<24 M	326 M	64.8 M	<24 M	<24 M	1020 M
PAH, Total Detected USEPA 16	<118 µg/kg	TM218		378	4790	4940	4540	1290	17100

CERTIFICATE OF ANALYSIS

SDG:	150521-52	**Location:**	Coed Darcy	**Order Number:**	CD1229
Job:	H_ATKINS_LDC-370	**Customer:**	Atkins Global Ltd	**Report Number:**	319903
Client Reference:	Phase 69 Trial Pits	**Attention:**	Jack Lowrie	**Superseded Report:**	

PAH by GCMS

Results Legend	
#	ISO17025 accredited.
M	*m*CERTS accredited.
aq	Aqueous / settled sample.
diss.filt	Dissolved / filtered sample.
tot.unfilt	Total / unfiltered sample.
*	Subcontracted test.
**	% recovery of the surrogate standard to check the efficiency of the method. The results of individual compounds within samples aren't corrected for the recovery
(F)	Trigger breach confirmed
1-5&+§@	Sample deviation (see appendix)

Component	LOD/Units	Method	Customer Sample R	C1	C2	D1	D1	D1	D1
			Depth (m)	1.40	0.10	0.50	1.50	2.50	3.50
			Sample Type	Soil/Solid	Soil/Solid	Soil/Solid	Soil/Solid	Soil/Solid	Soil/Solid
			Date Sampled	19/05/2015	19/05/2015	19/05/2015	19/05/2015	19/05/2015	19/05/2015
			Sample Time	.	.	.	.	.	.
			Date Received	21/05/2015	21/05/2015	21/05/2015	21/05/2015	21/05/2015	21/05/2015
			SDG Ref	150521-52	150521-52	150521-52	150521-52	150521-52	150521-52
			Lab Sample No.(s)	11402534	11402541	11402546	11402551	11402556	11402562
			AGS Reference						
Naphthalene-d8 % recovery**	%	TM218		95.5	89.4	91.1	96.2	106	96.9
Acenaphthene-d10 % recovery**	%	TM218		93	87.3	90	93.9	105	94.2
Phenanthrene-d10 % recovery**	%	TM218		94.4	87.6	88.5	97	103	95
Chrysene-d12 % recovery**	%	TM218		103	87.1	92.6	103	108	91.7
Perylene-d12 % recovery**	%	TM218		106	89.6	88.3	107	103	94.4
Naphthalene	<9 µg/kg	TM218		81 M	51.2 M	65.2 M	29.3 M	358 M	38.4 M
Acenaphthylene	<12 µg/kg	TM218		<12 M	<60 M	<12 M	<12 M	35.1 M	<12 M
Acenaphthene	<8 µg/kg	TM218		23.6 M	<40 M	96.5 M	24.9 M	124 M	79.2 M
Fluorene	<10 µg/kg	TM218		50.1 M	<50 M	81.6 M	17.9 M	141 M	37 M
Phenanthrene	<15 µg/kg	TM218		302 M	259 M	453 M	127 M	1070 M	230 M
Anthracene	<16 µg/kg	TM218		71 M	<80 M	119 M	54.7 M	233 M	100 M
Fluoranthene	<17 µg/kg	TM218		224 M	294 M	514 M	77.9 M	1690 M	377 M
Pyrene	<15 µg/kg	TM218		219 M	400 M	445 M	96.4 M	1550 M	352 M
Benz(a)anthracene	<14 µg/kg	TM218		147 M	188 M	329 M	32.6 M	1410 M	171 M
Chrysene	<10 µg/kg	TM218		207 M	223 M	310 M	60.4 M	1330 M	172 M
Benzo(b)fluoranthene	<15 µg/kg	TM218		275 M	295 M	346 M	76.8 M	1830 M	192 M
Benzo(k)fluoranthene	<14 µg/kg	TM218		76.6 M	86.8 M	113 M	24.5 M	716 M	56.1 M
Benzo(a)pyrene	<15 µg/kg	TM218		158 M	212 M	230 M	38.5 M	1580 M	113 M
Indeno(1,2,3-cd)pyrene	<18 µg/kg	TM218		118 M	91.6 M	116 M	<18 M	925 M	52.6 M
Dibenzo(a,h)anthracene	<23 µg/kg	TM218		46.9 M	<115 M	49.2 M	<23 M	343 M	<23 M
Benzo(g,h,i)perylene	<24 µg/kg	TM218		163 M	162 M	135 M	27.7 M	1090 M	69.5 M
PAH, Total Detected USEPA 16	<118 µg/kg	TM218		2160	2260	3400	689	14400	2040

CERTIFICATE OF ANALYSIS

SDG:	150521-52	**Location:**	Coed Darcy	**Order Number:**	CD1229
Job:	H_ATKINS_LDC-370	**Customer:**	Atkins Global Ltd	**Report Number:**	319903
Client Reference:	Phase 69 Trial Pits	**Attention:**	Jack Lowrie	**Superseded Report:**	

PAH by GCMS

Results Legend	
#	ISO17025 accredited.
M	*m*CERTS accredited.
aq	Aqueous / settled sample.
diss.filt	Dissolved / filtered sample.
tot.unfilt	Total / unfiltered sample.
*	Subcontracted test.
**	% recovery of the surrogate standard to check the efficiency of the method. The results of individual compounds within samples aren't corrected for the recovery
(F)	Trigger breach confirmed
1-5&+§@	Sample deviation (see appendix)

Component	LOD/Units	Method	Customer Sample R	F1	F1	F1	F1	F1
			Depth (m)	0.50	1.50	2.50	3.50	4.50
			Sample Type	Soil/Solid	Soil/Solid	Soil/Solid	Soil/Solid	Soil/Solid
			Date Sampled	19/05/2015	19/05/2015	19/05/2015	19/05/2015	19/05/2015
			Sample Time	.	.	.	.	.
			Date Received	21/05/2015	21/05/2015	21/05/2015	21/05/2015	21/05/2015
			SDG Ref	150521-52	150521-52	150521-52	150521-52	150521-52
			Lab Sample No.(s)	11402488	11402495	11402500	11402509	11402514
			AGS Reference					
Naphthalene-d8 % recovery**	%	TM218		97	78.7	90.7	88.7	87.2
Acenaphthene-d10 % recovery**	%	TM218		94.9	78	89.9	87.6	86.3
Phenanthrene-d10 % recovery**	%	TM218		94.6	78.6	90.4	87.2	85.4
Chrysene-d12 % recovery**	%	TM218		100	84.7	98.4	85.6	89.5
Perylene-d12 % recovery**	%	TM218		96.9	81.2	99.1	82.2	85.6
Naphthalene	<9 µg/kg	TM218		394 M	85.8 M	62.8 M	<9 M	13.4 M
Acenaphthylene	<12 µg/kg	TM218		294 M	<12 M	15.3 M	<12 M	<12 M
Acenaphthene	<8 µg/kg	TM218		1890 M	102 M	108 M	<8 M	33.5 M
Fluorene	<10 µg/kg	TM218		2360 M	50 M	88.9 M	<10 M	62.7 M
Phenanthrene	<15 µg/kg	TM218		20200 M	142 M	409 M	67.4 M	341 M
Anthracene	<16 µg/kg	TM218		6570 M	134 M	194 M	<16 M	59.2 M
Fluoranthene	<17 µg/kg	TM218		57000 M	131 M	1380 M	<17 M	40.5 M
Pyrene	<15 µg/kg	TM218		37000 M	358 M	1180 M	27.6 M	120 M
Benz(a)anthracene	<14 µg/kg	TM218		34500 M	56.4 M	1020 M	<14 M	<14 M
Chrysene	<10 µg/kg	TM218		27000 M	93.4 M	950 M	46.4 M	73.4 M
Benzo(b)fluoranthene	<15 µg/kg	TM218		28400 M	<15 M	1460 M	55.4 M	49.5 M
Benzo(k)fluoranthene	<14 µg/kg	TM218		11600 M	<14 M	473 M	<14 M	<14 M
Benzo(a)pyrene	<15 µg/kg	TM218		21200 M	22.1 M	772 M	<15 M	<15 M
Indeno(1,2,3-cd)pyrene	<18 µg/kg	TM218		11100 M	<18 M	421 M	<18 M	<18 M
Dibenzo(a,h)anthracene	<23 µg/kg	TM218		4580 M	<23 M	191 M	<23 M	<23 M
Benzo(g,h,i)perylene	<24 µg/kg	TM218		11600 M	<24 M	463 M	<24 M	<24 M
PAH, Total Detected USEPA 16	<118 µg/kg	TM218		276000	1180	9190	197	794

CERTIFICATE OF ANALYSIS

SDG:	150521-52	**Location:**	Coed Darcy	**Order Number:**	CD1229
Job:	H_ATKINS_LDC-370	**Customer:**	Atkins Global Ltd	**Report Number:**	319903
Client Reference:	Phase 69 Trial Pits	**Attention:**	Jack Lowrie	**Superseded Report:**	

TPH CWG (S)

Results Legend	
#	ISO17025 accredited.
M	*m*CERTS accredited.
aq	Aqueous / settled sample.
diss.filt	Dissolved / filtered sample.
tot.unfilt	Total / unfiltered sample.
*	Subcontracted test.
**	% recovery of the surrogate standard to check the efficiency of the method. The results of individual compounds within samples aren't corrected for the recovery
(F)	Trigger breach confirmed
1-5&+§@	Sample deviation (see appendix)

Component	LOD/Units	Method	Customer Sample R	B1	B1	B1	B1	B1	B2
			Depth (m)	0.50	1.50	2.50	3.50	4.50	0.50
			Sample Type	Soil/Solid	Soil/Solid	Soil/Solid	Soil/Solid	Soil/Solid	Soil/Solid
			Date Sampled	19/05/2015	19/05/2015	19/05/2015	19/05/2015	19/05/2015	19/05/2015
			Sample Time	.	.	.	.	.	.
			Date Received	21/05/2015	21/05/2015	21/05/2015	21/05/2015	21/05/2015	21/05/2015
			SDG Ref	150521-52	150521-52	150521-52	150521-52	150521-52	150521-52
			Lab Sample No.(s)	11402416	11402421	11402428	11402436	11402443	11402380
			AGS Reference						
GRO Surrogate % recovery**	%	TM089		79	82	94	115	110 ♦	93
GRO TOT (Moisture Corrected)	<44 µg/kg	TM089		<176 M	12200 M	19000 M	169000 M	280000 ♦ M	11800 M
Methyl tertiary butyl ether (MTBE)	<5 µg/kg	TM089		<20 M	<20 M	<20 M	<20 M	<20 ♦ M	<20 M
Benzene	<10 µg/kg	TM089		<40 M	<40 M	<40 M	<40 M	50 ♦ M	<40 M
Toluene	<2 µg/kg	TM089		<8 M	<8 M	<8 M	<8 M	<8 ♦ M	<8 M
Ethylbenzene	<3 µg/kg	TM089		<12 M	<12 M	<12 M	<12 M	<12 ♦ M	63.2 M
m,p-Xylene	<6 µg/kg	TM089		<24 M	<24 M	<24 M	<24 M	<24 ♦ M	<24 M
o-Xylene	<3 µg/kg	TM089		<12 M	<12 M	<12 M	<12 M	<12 ♦ M	101 M
sum of detected mpo xylene by GC	<9 µg/kg	TM089		<9	<9	<9	<9	<9 ♦	101
sum of detected BTEX by GC	<24 µg/kg	TM089		<24	<24	<24	<24	50 ♦	164
Aliphatics >C5-C6	<10 µg/kg	TM089		<40	<40	<40	268	124 ♦	53.8
Aliphatics >C6-C8	<10 µg/kg	TM089		<40	200	953	16900	15300 ♦	640
Aliphatics >C8-C10	<10 µg/kg	TM089		<40	2780	3760	39200	71600 ♦	2300
Aliphatics >C10-C12	<10 µg/kg	TM089		<40	4420	7040	52100	87100 ♦	4230
Aliphatics >C12-C16	<100 µg/kg	TM173		2710	53800	76100	248000	516000	114000
Aliphatics >C16-C21	<100 µg/kg	TM173		5640	44900	95100	235000	465000	151000
Aliphatics >C21-C35	<100 µg/kg	TM173		16900	13900	22800	59400	118000	169000
Aliphatics >C35-C44	<100 µg/kg	TM173		2980	<100	<100	<100	2580	40100
Total Aliphatics >C12-C44	<100 µg/kg	TM173		28300	113000	194000	542000	1100000	474000
Aromatics >EC5-EC7	<10 µg/kg	TM089		<40	<40	<40	42.6	50 ♦	<40
Aromatics >EC7-EC8	<10 µg/kg	TM089		<40	<40	<40	<40	<40 ♦	<40
Aromatics >EC8-EC10	<10 µg/kg	TM089		<40	1850	2500	26100	47800 ♦	1700
Aromatics >EC10-EC12	<10 µg/kg	TM089		<40	2950	4690	34700	58000 ♦	2820
Aromatics >EC12-EC16	<100 µg/kg	TM173		<100	10600	3700	16100	22300	6050
Aromatics >EC16-EC21	<100 µg/kg	TM173		177	17300	15300	35000	64000	32300
Aromatics >EC21-EC35	<100 µg/kg	TM173		10900	11600	5910	14800	28200	105000
Aromatics >EC35-EC44	<100 µg/kg	TM173		8070	2470	<100	612	1140	45000
Aromatics >EC40-EC44	<100 µg/kg	TM173		3120	756	<100	<100	<100	16900
Total Aromatics >EC12-EC44	<100 µg/kg	TM173		19100	42000	24900	66500	116000	188000
Total Aliphatics & Aromatics >C5-C44	<100 µg/kg	TM173		47400	167000	238000	778000	1500000	674000

CERTIFICATE OF ANALYSIS

SDG:	150521-52	**Location:**	Coed Darcy	**Order Number:**	CD1229
Job:	H_ATKINS_LDC-370	**Customer:**	Atkins Global Ltd	**Report Number:**	319903
Client Reference:	Phase 69 Trial Pits	**Attention:**	Jack Lowrie	**Superseded Report:**	

TPH CWG (S)

Results Legend	
#	ISO17025 accredited.
M	*m*CERTS accredited.
aq	Aqueous / settled sample.
diss.filt	Dissolved / filtered sample.
tot.unfilt	Total / unfiltered sample.
*	Subcontracted test.
**	% recovery of the surrogate standard to check the efficiency of the method. The results of individual compounds within samples aren't corrected for the recovery
(F)	Trigger breach confirmed
1-5&+§@	Sample deviation (see appendix)

Component	LOD/Units	Method	Customer Sample R	B2	B2	B2	B2	B3	B3
			Depth (m)	1.50	2.50	3.50	4.50	0.50	1.50
			Sample Type	Soil/Solid	Soil/Solid	Soil/Solid	Soil/Solid	Soil/Solid	Soil/Solid
			Date Sampled	19/05/2015	19/05/2015	19/05/2015	19/05/2015	19/05/2015	19/05/2015
			Sample Time	.	.	.	.	.	.
			Date Received	21/05/2015	21/05/2015	21/05/2015	21/05/2015	21/05/2015	21/05/2015
			SDG Ref	150521-52	150521-52	150521-52	150521-52	150521-52	150521-52
			Lab Sample No.(s)	11402385	11402395	11402401	11402411	11402457	11402463
			AGS Reference						
GRO Surrogate % recovery**	%	TM089		123 ♦	101 ♦	115 ♦	91 ♦	90	89 ♦
GRO TOT (Moisture Corrected)	<44 µg/kg	TM089		701000 ♦ M	735000 ♦ M	804000 ♦ M	715000 ♦ M	143000 M	541000 ♦ M
Methyl tertiary butyl ether (MTBE)	<5 µg/kg	TM089		<100 ♦ M	<100 ♦ M	<100 ♦ M	<100 ♦ M	<20 M	<100 ♦ M
Benzene	<10 µg/kg	TM089		<200 ♦ M	<200 ♦ M	<200 ♦ M	<200 ♦ M	50 M	<200 ♦ M
Toluene	<2 µg/kg	TM089		<40 ♦ M	<40 ♦ M	<40 ♦ M	<40 ♦ M	<8 M	<40 ♦ M
Ethylbenzene	<3 µg/kg	TM089		<60 ♦ M	<60 ♦ M	<60 ♦ M	<60 ♦ M	<12 M	<60 ♦ M
m,p-Xylene	<6 µg/kg	TM089		<120 ♦ M	<120 ♦ M	<120 ♦ M	<120 ♦ M	<24 M	<120 ♦ M
o-Xylene	<3 µg/kg	TM089		<60 ♦ M	<60 ♦ M	<60 ♦ M	<60 ♦ M	<12 M	<60 ♦ M
sum of detected mpo xylene by GC	<9 µg/kg	TM089		<9 ♦	<9 ♦	<9 ♦	<9 ♦	<9	<9 ♦
sum of detected BTEX by GC	<24 µg/kg	TM089		<24 ♦	<24 ♦	<24 ♦	<24 ♦	50	<24 ♦
Aliphatics >C5-C6	<10 µg/kg	TM089		582 ♦	1320 ♦	290 ♦	<200 ♦	141	<200 ♦
Aliphatics >C6-C8	<10 µg/kg	TM089		107000 ♦	89100 ♦	57300 ♦	22200 ♦	20100	3220 ♦
Aliphatics >C8-C10	<10 µg/kg	TM089		170000 ♦	138000 ♦	176000 ♦	127000 ♦	32300	117000 ♦
Aliphatics >C10-C12	<10 µg/kg	TM089		187000 ♦	249000 ♦	272000 ♦	288000 ♦	41500	205000 ♦
Aliphatics >C12-C16	<100 µg/kg	TM173		772000	717000	490000	395000	124000	860000
Aliphatics >C16-C21	<100 µg/kg	TM173		641000	449000	292000	239000	154000	511000
Aliphatics >C21-C35	<100 µg/kg	TM173		172000	150000	122000	67600	104000	162000
Aliphatics >C35-C44	<100 µg/kg	TM173		4000	4360	10000	<100	24200	45700
Total Aliphatics >C12-C44	<100 µg/kg	TM173		1590000	1320000	915000	702000	406000	1580000
Aromatics >EC5-EC7	<10 µg/kg	TM089		<200 ♦	<200 ♦	<200 ♦	<200 ♦	50	<200 ♦
Aromatics >EC7-EC8	<10 µg/kg	TM089		<200 ♦	<200 ♦	<200 ♦	<200 ♦	<40	<200 ♦
Aromatics >EC8-EC10	<10 µg/kg	TM089		113000 ♦	91800 ♦	117000 ♦	84700 ♦	21500	78100 ♦
Aromatics >EC10-EC12	<10 µg/kg	TM089		124000 ♦	166000 ♦	181000 ♦	192000 ♦	27600	137000 ♦
Aromatics >EC12-EC16	<100 µg/kg	TM173		331000	247000	171000	211000	7490	66200
Aromatics >EC16-EC21	<100 µg/kg	TM173		362000	240000	176000	201000	28100	99500
Aromatics >EC21-EC35	<100 µg/kg	TM173		262000	215000	144000	92800	37600	54500
Aromatics >EC35-EC44	<100 µg/kg	TM173		48600	43000	31600	11200	17500	15600
Aromatics >EC40-EC44	<100 µg/kg	TM173		16700	15600	12600	3740	7250	4280
Total Aromatics >EC12-EC44	<100 µg/kg	TM173		1000000	745000	523000	516000	90800	236000
Total Aliphatics & Aromatics >C5-C44	<100 µg/kg	TM173		3290000	2800000	2240000	1930000	640000	2350000

CERTIFICATE OF ANALYSIS

SDG:	150521-52	**Location:**	Coed Darcy	**Order Number:**	CD1229
Job:	H_ATKINS_LDC-370	**Customer:**	Atkins Global Ltd	**Report Number:**	319903
Client Reference:	Phase 69 Trial Pits	**Attention:**	Jack Lowrie	**Superseded Report:**	

TPH CWG (S)

Results Legend	
#	ISO17025 accredited.
M	*m*CERTS accredited.
aq	Aqueous / settled sample.
diss.filt	Dissolved / filtered sample.
tot.unfilt	Total / unfiltered sample.
*	Subcontracted test.
**	% recovery of the surrogate standard to check the efficiency of the method. The results of individual compounds within samples aren't corrected for the recovery
(F)	Trigger breach confirmed
1-5&+§@	Sample deviation (see appendix)

Component	LOD/Units	Method	Customer Sample R	B3	B3	B5	B5	B5	B5
			Depth (m)	2.50	3.50	0.30	1.50	2.50	3.50
			Sample Type	Soil/Solid	Soil/Solid	Soil/Solid	Soil/Solid	Soil/Solid	Soil/Solid
			Date Sampled	19/05/2015	19/05/2015	19/05/2015	19/05/2015	19/05/2015	19/05/2015
			Sample Time	.	.	.	.	.	.
			Date Received	21/05/2015	21/05/2015	21/05/2015	21/05/2015	21/05/2015	21/05/2015
			SDG Ref	150521-52	150521-52	150521-52	150521-52	150521-52	150521-52
			Lab Sample No.(s)	11402471	11402484	11402371	11402449	11402524	11402567
			AGS Reference						
GRO Surrogate % recovery**	%	TM089		86	58	71	97 ♦	78 ♦	76 ♦
GRO TOT (Moisture Corrected)	<44 µg/kg	TM089		5180 M	11000 M	691 M	<176 ♦ M	<176 ♦ M	<176 ♦ M
Methyl tertiary butyl ether (MTBE)	<5 µg/kg	TM089		<20 M	<20 M	<20 M	<20 ♦ M	<20 ♦ M	<20 ♦ M
Benzene	<10 µg/kg	TM089		<40 M	<40 M	<40 M	<40 ♦ M	<40 ♦ M	<40 ♦ M
Toluene	<2 µg/kg	TM089		<8 M	<8 M	<8 M	<8 ♦ M	<8 ♦ M	<8 ♦ M
Ethylbenzene	<3 µg/kg	TM089		<12 M	<12 M	<12 M	<12 ♦ M	<12 ♦ M	<12 ♦ M
m,p-Xylene	<6 µg/kg	TM089		<24 M	<24 M	<24 M	<24 ♦ M	<24 ♦ M	<24 ♦ M
o-Xylene	<3 µg/kg	TM089		<12 M	<12 M	<12 M	<12 ♦ M	<12 ♦ M	<12 ♦ M
sum of detected mpo xylene by GC	<9 µg/kg	TM089		<9	<9	<9	<9 ♦	<9 ♦	<9 ♦
sum of detected BTEX by GC	<24 µg/kg	TM089		<24	<24	<24	<24 ♦	<24 ♦	<24 ♦
Aliphatics >C5-C6	<10 µg/kg	TM089		<40	<40	<40	<40 ♦	<40 ♦	<40 ♦
Aliphatics >C6-C8	<10 µg/kg	TM089		147	235	108	<40 ♦	<40 ♦	<40 ♦
Aliphatics >C8-C10	<10 µg/kg	TM089		885	1250	168	<40 ♦	<40 ♦	<40 ♦
Aliphatics >C10-C12	<10 µg/kg	TM089		2120	5220	154	<40 ♦	<40 ♦	<40 ♦
Aliphatics >C12-C16	<100 µg/kg	TM173		42500	86800	6790	948	14600	835
Aliphatics >C16-C21	<100 µg/kg	TM173		32400	66000	29100	1510	44600	901
Aliphatics >C21-C35	<100 µg/kg	TM173		17500	24200	119000	2560	285000	1870
Aliphatics >C35-C44	<100 µg/kg	TM173		<100	253	61700	1640	252000	<100
Total Aliphatics >C12-C44	<100 µg/kg	TM173		92400	177000	216000	6660	596000	3600
Aromatics >EC5-EC7	<10 µg/kg	TM089		<40	<40	<40	<40 ♦	<40 ♦	<40 ♦
Aromatics >EC7-EC8	<10 µg/kg	TM089		<40	<40	<40	<40 ♦	<40 ♦	<40 ♦
Aromatics >EC8-EC10	<10 µg/kg	TM089		590	832	116	<40 ♦	<40 ♦	<40 ♦
Aromatics >EC10-EC12	<10 µg/kg	TM089		1410	3480	102	<40 ♦	<40 ♦	<40 ♦
Aromatics >EC12-EC16	<100 µg/kg	TM173		5020	19100	2390	<100	665	<100
Aromatics >EC16-EC21	<100 µg/kg	TM173		7700	45000	15400	<100	13700	578
Aromatics >EC21-EC35	<100 µg/kg	TM173		5660	19900	90800	2900	228000	2500
Aromatics >EC35-EC44	<100 µg/kg	TM173		4080	1660	54900	776	208000	644
Aromatics >EC40-EC44	<100 µg/kg	TM173		2120	<100	22000	<100	90500	<100
Total Aromatics >EC12-EC44	<100 µg/kg	TM173		22500	85600	164000	3670	450000	3720
Total Aliphatics & Aromatics >C5-C44	<100 µg/kg	TM173		120000	274000	381000	10300	1050000	7320

CERTIFICATE OF ANALYSIS

SDG:	150521-52	**Location:**	Coed Darcy	**Order Number:**	CD1229
Job:	H_ATKINS_LDC-370	**Customer:**	Atkins Global Ltd	**Report Number:**	319903
Client Reference:	Phase 69 Trial Pits	**Attention:**	Jack Lowrie	**Superseded Report:**	

TPH CWG (S)

Results Legend	
#	ISO17025 accredited.
M	*m*CERTS accredited.
aq	Aqueous / settled sample.
diss.filt	Dissolved / filtered sample.
tot.unfilt	Total / unfiltered sample.
*	Subcontracted test.
**	% recovery of the surrogate standard to check the efficiency of the method. The results of individual compounds within samples aren't corrected for the recovery
(F)	Trigger breach confirmed
1-5&+§@	Sample deviation (see appendix)

Component	LOD/Units	Method	Customer Sample R	B5	B8	B8	B8	B8	C1
			Depth (m)	4.50	0.50	1.60	2.50	3.50	0.50
			Sample Type	Soil/Solid	Soil/Solid	Soil/Solid	Soil/Solid	Soil/Solid	Soil/Solid
			Date Sampled	19/05/2015	19/05/2015	19/05/2015	19/05/2015	19/05/2015	19/05/2015
			Sample Time	.	.	.	.	.	.
			Date Received	21/05/2015	21/05/2015	21/05/2015	21/05/2015	21/05/2015	21/05/2015
			SDG Ref	150521-52	150521-52	150521-52	150521-52	150521-52	150521-52
			Lab Sample No.(s)	11402571	11402578	11402584	11402591	11402598	11402519
			AGS Reference						
GRO Surrogate % recovery**	%	TM089		93	70 ♦	150 ♦	130 ♦	218 ♦	80 ♦
GRO TOT (Moisture Corrected)	<44 µg/kg	TM089		7810 M	73700 ♦ M	858000 ♦ M	902000 ♦ M	45100 ♦ M	1960 ♦ M
Methyl tertiary butyl ether (MTBE)	<5 µg/kg	TM089		<20 M	<20 ♦ M	<100 ♦ M	<100 ♦ M	<5 ♦ M	<20 ♦ M
Benzene	<10 µg/kg	TM089		<40 M	<40 ♦ M	702 ♦ M	752 ♦ M	41.4 ♦ M	<40 ♦ M
Toluene	<2 µg/kg	TM089		<8 M	<8 ♦ M	<40 ♦ M	<40 ♦ M	<2 ♦ M	<8 ♦ M
Ethylbenzene	<3 µg/kg	TM089		15 M	<12 ♦ M	<60 ♦ M	<60 ♦ M	<3 ♦ M	<12 ♦ M
m,p-Xylene	<6 µg/kg	TM089		<24 M	<24 ♦ M	<120 ♦ M	<120 ♦ M	<6 ♦ M	<24 ♦ M
o-Xylene	<3 µg/kg	TM089		58.7 M	<12 ♦ M	<60 ♦ M	<60 ♦ M	<3 ♦ M	<12 ♦ M
sum of detected mpo xylene by GC	<9 µg/kg	TM089		58.7	<9 ♦	<9 ♦	<9 ♦	<9 ♦	<9 ♦
sum of detected BTEX by GC	<24 µg/kg	TM089		73.7	<24 ♦	702 ♦	752 ♦	41.4 ♦	<24 ♦
Aliphatics >C5-C6	<10 µg/kg	TM089		<40	44.8 ♦	4580 ♦	10900 ♦	747 ♦	<40 ♦
Aliphatics >C6-C8	<10 µg/kg	TM089		274	2980 ♦	315000 ♦	261000 ♦	15000 ♦	243 ♦
Aliphatics >C8-C10	<10 µg/kg	TM089		1180	17300 ♦	248000 ♦	217000 ♦	11800 ♦	538 ♦
Aliphatics >C10-C12	<10 µg/kg	TM089		3280	25000 ♦	75100 ♦	161000 ♦	5730 ♦	472 ♦
Aliphatics >C12-C16	<100 µg/kg	TM173		74900	326000	238000	495000	77200	29000
Aliphatics >C16-C21	<100 µg/kg	TM173		58000	274000	163000	244000	37100	80400
Aliphatics >C21-C35	<100 µg/kg	TM173		18900	196000	87000	106000	12800	221000
Aliphatics >C35-C44	<100 µg/kg	TM173		616	51000	11700	13900	<100	108000
Total Aliphatics >C12-C44	<100 µg/kg	TM173		152000	847000	499000	858000	127000	438000
Aromatics >EC5-EC7	<10 µg/kg	TM089		<40	<40 ♦	702 ♦	752 ♦	41.4 ♦	<40 ♦
Aromatics >EC7-EC8	<10 µg/kg	TM089		<40	<40 ♦	<200 ♦	<200 ♦	<10 ♦	<40 ♦
Aromatics >EC8-EC10	<10 µg/kg	TM089		857	11600 ♦	165000 ♦	144000 ♦	7890 ♦	360 ♦
Aromatics >EC10-EC12	<10 µg/kg	TM089		2190	16700 ♦	50100 ♦	107000 ♦	3820 ♦	314 ♦
Aromatics >EC12-EC16	<100 µg/kg	TM173		2960	17300	58800	96000	6710	5140
Aromatics >EC16-EC21	<100 µg/kg	TM173		12900	63700	85200	94200	10400	23900
Aromatics >EC21-EC35	<100 µg/kg	TM173		12200	134000	78400	75100	7600	128000
Aromatics >EC35-EC44	<100 µg/kg	TM173		4300	50400	17400	19900	2050	90800
Aromatics >EC40-EC44	<100 µg/kg	TM173		2270	19900	6290	8460	704	44700
Total Aromatics >EC12-EC44	<100 µg/kg	TM173		32400	265000	240000	285000	26700	248000
Total Aliphatics & Aromatics >C5-C44	<100 µg/kg	TM173		193000	1190000	1600000	2050000	199000	688000

CERTIFICATE OF ANALYSIS

SDG:	150521-52	**Location:**	Coed Darcy	**Order Number:**	CD1229
Job:	H_ATKINS_LDC-370	**Customer:**	Atkins Global Ltd	**Report Number:**	319903
Client Reference:	Phase 69 Trial Pits	**Attention:**	Jack Lowrie	**Superseded Report:**	

TPH CWG (S)

Results Legend	
#	ISO17025 accredited.
M	*m*CERTS accredited.
aq	Aqueous / settled sample.
diss.filt	Dissolved / filtered sample.
tot.unfilt	Total / unfiltered sample.
*	Subcontracted test.
**	% recovery of the surrogate standard to check the efficiency of the method. The results of individual compounds within samples aren't corrected for the recovery
(F)	Trigger breach confirmed
1-5&+§@	Sample deviation (see appendix)

Component	LOD/Units	Method	Customer Sample R	C1	C2	D1	D1	D1	D1
			Depth (m)	1.40	0.10	0.50	1.50	2.50	3.50
			Sample Type	Soil/Solid	Soil/Solid	Soil/Solid	Soil/Solid	Soil/Solid	Soil/Solid
			Date Sampled	19/05/2015	19/05/2015	19/05/2015	19/05/2015	19/05/2015	19/05/2015
			Sample Time	.	.	.	.	.	.
			Date Received	21/05/2015	21/05/2015	21/05/2015	21/05/2015	21/05/2015	21/05/2015
			SDG Ref	150521-52	150521-52	150521-52	150521-52	150521-52	150521-52
			Lab Sample No.(s)	11402534	11402541	11402546	11402551	11402556	11402562
			AGS Reference						
GRO Surrogate % recovery**	%	TM089		74 ♦	85 ♦	72 ♦	83 ♦	105 ♦	152 ♦
GRO TOT (Moisture Corrected)	<44 µg/kg	TM089		1280 ♦ M	<176 ♦ M	526 ♦ M	2160 ♦ M	1310 ♦ M	2860 ♦ M
Methyl tertiary butyl ether (MTBE)	<5 µg/kg	TM089		<20 ♦ M	<20 ♦ M	<20 ♦ M	<20 ♦ M	<20 ♦ M	<20 ♦ M
Benzene	<10 µg/kg	TM089		<40 ♦ M	<40 ♦ M	<40 ♦ M	<40 ♦ M	<40 ♦ M	<40 ♦ M
Toluene	<2 µg/kg	TM089		<8 ♦ M	<8 ♦ M	<8 ♦ M	<8 ♦ M	<8 ♦ M	<8 ♦ M
Ethylbenzene	<3 µg/kg	TM089		<12 ♦ M	<12 ♦ M	<12 ♦ M	<12 ♦ M	<12 ♦ M	<12 ♦ M
m,p-Xylene	<6 µg/kg	TM089		<24 ♦ M	<24 ♦ M	<24 ♦ M	<24 ♦ M	<24 ♦ M	<24 ♦ M
o-Xylene	<3 µg/kg	TM089		<12 ♦ M	<12 ♦ M	<12 ♦ M	<12 ♦ M	<12 ♦ M	<12 ♦ M
sum of detected mpo xylene by GC	<9 µg/kg	TM089		<9 ♦	<9 ♦	<9 ♦	<9 ♦	<9 ♦	<9 ♦
sum of detected BTEX by GC	<24 µg/kg	TM089		<24 ♦	<24 ♦	<24 ♦	<24 ♦	<24 ♦	<24 ♦
Aliphatics >C5-C6	<10 µg/kg	TM089		<40 ♦	<40 ♦	<40 ♦	<40 ♦	<40 ♦	<40 ♦
Aliphatics >C6-C8	<10 µg/kg	TM089		160 ♦	<40 ♦	43.1 ♦	55.4 ♦	60.4 ♦	104 ♦
Aliphatics >C8-C10	<10 µg/kg	TM089		344 ♦	<40 ♦	92.6 ♦	268 ♦	192 ♦	445 ♦
Aliphatics >C10-C12	<10 µg/kg	TM089		306 ♦	<40 ♦	186 ♦	984 ♦	547 ♦	1200 ♦
Aliphatics >C12-C16	<100 µg/kg	TM173		21300	69000	20500	27000	118000	16000
Aliphatics >C16-C21	<100 µg/kg	TM173		53400	129000	37100	70200	158000	33500
Aliphatics >C21-C35	<100 µg/kg	TM173		115000	907000	90800	183000	176000	67100
Aliphatics >C35-C44	<100 µg/kg	TM173		40800	640000	16900	32600	30200	11800
Total Aliphatics >C12-C44	<100 µg/kg	TM173		230000	1740000	165000	313000	482000	128000
Aromatics >EC5-EC7	<10 µg/kg	TM089		<40 ♦	<40 ♦	<40 ♦	<40 ♦	<40 ♦	<40 ♦
Aromatics >EC7-EC8	<10 µg/kg	TM089		<40 ♦	<40 ♦	<40 ♦	<40 ♦	<40 ♦	<40 ♦
Aromatics >EC8-EC10	<10 µg/kg	TM089		243 ♦	<40 ♦	61.4 ♦	179 ♦	128 ♦	297 ♦
Aromatics >EC10-EC12	<10 µg/kg	TM089		204 ♦	<40 ♦	124 ♦	657 ♦	365 ♦	798 ♦
Aromatics >EC12-EC16	<100 µg/kg	TM173		3560	8930	1450	2740	3120	2180
Aromatics >EC16-EC21	<100 µg/kg	TM173		15400	22700	8880	24100	25500	13200
Aromatics >EC21-EC35	<100 µg/kg	TM173		67900	448000	19800	84900	72200	36400
Aromatics >EC35-EC44	<100 µg/kg	TM173		34200	185000	8510	19300	19000	8020
Aromatics >EC40-EC44	<100 µg/kg	TM173		13600	68800	3460	5610	6280	2240
Total Aromatics >EC12-EC44	<100 µg/kg	TM173		121000	664000	38600	131000	120000	59800
Total Aliphatics & Aromatics >C5-C44	<100 µg/kg	TM173		352000	2410000	204000	446000	603000	191000

CERTIFICATE OF ANALYSIS

SDG:	150521-52	**Location:**	Coed Darcy	**Order Number:**	CD1229
Job:	H_ATKINS_LDC-370	**Customer:**	Atkins Global Ltd	**Report Number:**	319903
Client Reference:	Phase 69 Trial Pits	**Attention:**	Jack Lowrie	**Superseded Report:**	

TPH CWG (S)

Results Legend

#	ISO17025 accredited.
M	*m*CERTS accredited.
aq	Aqueous / settled sample.
diss.filt	Dissolved / filtered sample.
tot.unfilt	Total / unfiltered sample.
*	Subcontracted test.
**	% recovery of the surrogate standard to check the efficiency of the method. The results of individual compounds within samples aren't corrected for the recovery
(F)	Trigger breach confirmed
1-5&+§@	Sample deviation (see appendix)

Component	LOD/Units	Method	Customer Sample R	F1	F1	F1	F1	F1
			Depth (m)	0.50	1.50	2.50	3.50	4.50
			Sample Type	Soil/Solid	Soil/Solid	Soil/Solid	Soil/Solid	Soil/Solid
			Date Sampled	19/05/2015	19/05/2015	19/05/2015	19/05/2015	19/05/2015
			Sample Time	.	.	.	.	.
			Date Received	21/05/2015	21/05/2015	21/05/2015	21/05/2015	21/05/2015
			SDG Ref	150521-52	150521-52	150521-52	150521-52	150521-52
			Lab Sample No.(s)	11402488	11402495	11402500	11402509	11402514
			AGS Reference					
GRO Surrogate % recovery**	%	TM089		68	92	90 ♦	61 ♦	49 ♦
GRO TOT (Moisture Corrected)	<44 µg/kg	TM089		5730 M	79100 M	273000 ♦ M	526 ♦ M	7380 ♦ M
Methyl tertiary butyl ether (MTBE)	<5 µg/kg	TM089		<20 M	<20 M	<100 ♦ M	<20 ♦ M	<20 ♦ M
Benzene	<10 µg/kg	TM089		<40 M	<40 M	<200 ♦ M	<40 ♦ M	<40 ♦ M
Toluene	<2 µg/kg	TM089		<8 M	<8 M	<40 ♦ M	<8 ♦ M	<8 ♦ M
Ethylbenzene	<3 µg/kg	TM089		38.3 M	<12 M	<60 ♦ M	<12 ♦ M	<12 ♦ M
m,p-Xylene	<6 µg/kg	TM089		<24 M	<24 M	<120 ♦ M	<24 ♦ M	<24 ♦ M
o-Xylene	<3 µg/kg	TM089		68.4 M	442 M	<60 ♦ M	<12 ♦ M	<12 ♦ M
sum of detected mpo xylene by GC	<9 µg/kg	TM089		68.4	442	<9 ♦	<9 ♦	<9 ♦
sum of detected BTEX by GC	<24 µg/kg	TM089		107	442	<24 ♦	<24 ♦	<24 ♦
Aliphatics >C5-C6	<10 µg/kg	TM089		<40	253	970 ♦	<40 ♦	64.4 ♦
Aliphatics >C6-C8	<10 µg/kg	TM089		491	12400	56600 ♦	93 ♦	967 ♦
Aliphatics >C8-C10	<10 µg/kg	TM089		1240	17400	63100 ♦	99.7 ♦	1460 ♦
Aliphatics >C10-C12	<10 µg/kg	TM089		1810	22200	66300 ♦	151 ♦	2350 ♦
Aliphatics >C12-C16	<100 µg/kg	TM173		35400	133000	99600	<100	54500
Aliphatics >C16-C21	<100 µg/kg	TM173		104000	101000	95400	2980	51700
Aliphatics >C21-C35	<100 µg/kg	TM173		245000	140000	126000	5550	69800
Aliphatics >C35-C44	<100 µg/kg	TM173		81600	34100	27700	<100	16800
Total Aliphatics >C12-C44	<100 µg/kg	TM173		466000	408000	349000	8530	193000
Aromatics >EC5-EC7	<10 µg/kg	TM089		<40	43.7	<200 ♦	<40 ♦	<40 ♦
Aromatics >EC7-EC8	<10 µg/kg	TM089		<40	<40	<200 ♦	<40 ♦	<40 ♦
Aromatics >EC8-EC10	<10 µg/kg	TM089		954	12000	42100 ♦	67.2 ♦	973 ♦
Aromatics >EC10-EC12	<10 µg/kg	TM089		1210	14800	44200 ♦	101 ♦	1570 ♦
Aromatics >EC12-EC16	<100 µg/kg	TM173		11800	17400	13500	479	12500
Aromatics >EC16-EC21	<100 µg/kg	TM173		67700	60700	84600	1380	25600
Aromatics >EC21-EC35	<100 µg/kg	TM173		333000	103000	210000	7720	51300
Aromatics >EC35-EC44	<100 µg/kg	TM173		156000	30600	50900	1440	20400
Aromatics >EC40-EC44	<100 µg/kg	TM173		61600	11600	17800	<100	9010
Total Aromatics >EC12-EC44	<100 µg/kg	TM173		569000	212000	359000	11000	110000
Total Aliphatics & Aromatics >C5-C44	<100 µg/kg	TM173		1040000	700000	981000	20100	310000

CERTIFICATE OF ANALYSIS

SDG:	150521-52	**Location:**	Coed Darcy	**Order Number:**	CD1229
Job:	H_ATKINS_LDC-370	**Customer:**	Atkins Global Ltd	**Report Number:**	319903
Client Reference:	Phase 69 Trial Pits	**Attention:**	Jack Lowrie	**Superseded Report:**	

Asbestos Quantification - Full

		Additional Asbestos Components (Using TM048)	Analysts Comments	Asbestos Quantification - Detailed Gravimetric - %	Asbestos Quantification - Gravimetric - %	Asbestos Quantification - Total - %
Cust. Sample Ref. Depth (m) Sample Type Date Sampled Date Receieved SDG Original Sample Method Number	B1 0.50 SOLID 19/05/2015 00:00:00 25/06/2015 11:48:19 150521-52 11402416 TM 304	None (#)	N/C	0.0051 (#)	<0.001 (#)	0.0051 (#)
Cust. Sample Ref. Depth (m) Sample Type Date Sampled Date Receieved SDG Original Sample Method Number	B2 0.50 SOLID 19/05/2015 00:00:00 25/06/2015 11:31:23 150521-52 11402380 TM 304	None (#)	N/C	0.0046 (#)	<0.001 (#)	0.0046 (#)
Cust. Sample Ref. Depth (m) Sample Type Date Sampled Date Receieved SDG Original Sample Method Number	B3 0.50 SOLID 19/05/2015 00:00:00 03/07/2015 07:21:35 150521-52 11402457 TM 304	None (#)	N/C	<0.001 (#)	<0.001 (#)	<0.001 (#)
Cust. Sample Ref. Depth (m) Sample Type Date Sampled Date Receieved SDG Original Sample Method Number	B5 0.30 SOLID 19/05/2015 00:00:00 25/06/2015 11:44:23 150521-52 11402371 TM 304	None (#)	N/C	0.0854 (#)	<0.001 (#)	0.0854 (#)
Cust. Sample Ref. Depth (m) Sample Type Date Sampled Date Receieved SDG Original Sample Method Number	B8 0.50 SOLID 19/05/2015 00:00:00 25/06/2015 11:33:49 150521-52 11402578 TM 304	None (#)	N/C	<0.001 (#)	<0.001 (#)	<0.001 (#)

CERTIFICATE OF ANALYSIS

SDG:	150521-52	**Location:**	Coed Darcy	**Order Number:**	CD1229
Job:	H_ATKINS_LDC-370	**Customer:**	Atkins Global Ltd	**Report Number:**	319903
Client Reference:	Phase 69 Trial Pits	**Attention:**	Jack Lowrie	**Superseded Report:**	

		Additional Asbestos Components (Using TM048)	Analysts Comments	Asbestos Quantification - Detailed Gravimetric - %	Asbestos Quantification - Gravimetric - %	Asbestos Quantification - Total - %
Cust. Sample Ref. Depth (m) Sample Type Date Sampled Date Receieved SDG Original Sample Method Number	C1 0.50 SOLID 19/05/2015 00:00:00 25/06/2015 11:28:50 150521-52 11402519 TM 304	None (#)	N/C	0.0039 (#)	<0.001 (#)	0.0039 (#)
Cust. Sample Ref. Depth (m) Sample Type Date Sampled Date Receieved SDG Original Sample Method Number	C2 0.10 SOLID 19/05/2015 00:00:00 25/06/2015 11:41:42 150521-52 11402541 TM 304	None (#)	N/C	<0.001 (#)	<0.001 (#)	<0.001 (#)
Cust. Sample Ref. Depth (m) Sample Type Date Sampled Date Receieved SDG Original Sample Method Number	D1 0.50 SOLID 19/05/2015 00:00:00 25/06/2015 12:33:50 150521-52 11402546 TM 304	None (#)	N/C	<0.001 (#)	<0.001 (#)	<0.001 (#)
Cust. Sample Ref. Depth (m) Sample Type Date Sampled Date Receieved SDG Original Sample Method Number	F1 0.50 SOLID 19/05/2015 00:00:00 03/07/2015 07:05:01 150521-52 11402488 TM 304	None (#)	N/C	<0.001 (#)	<0.001 (#)	<0.001 (#)

CERTIFICATE OF ANALYSIS

SDG:	150521-52	**Location:**	Coed Darcy	**Order Number:**	CD1229
Job:	H_ATKINS_LDC-370	**Customer:**	Atkins Global Ltd	**Report Number:**	319903
Client Reference:	Phase 69 Trial Pits	**Attention:**	Jack Lowrie	**Superseded Report:**	

Table of Results - Appendix

Method No	Reference	Description	Wet/Dry Sample [1]	Surrogate Corrected
ASB_PREP				
PM001		Preparation of Samples for Metals Analysis		
PM024	Modified BS 1377	Soil preparation including homogenisation, moisture screens of soils for Asbestos Containing Material		
SUB (ASB)				
TM 304				
TM089	Modified: US EPA Methods 8020 & 602	Determination of Gasoline Range Hydrocarbons (GRO) and BTEX (MTBE) compounds by Headspace GC-FID (C4-C12)		
TM132	In - house Method	ELTRA CS800 Operators Guide		
TM133	BS 1377: Part 3 1990;BS 6068-2.5	Determination of pH in Soil and Water using the GLpH pH Meter		
TM173	Analysis of Petroleum Hydrocarbons in Environmental Media – Total Petroleum Hydrocarbon Criteria	Determination of Speciated Extractable Petroleum Hydrocarbons in Soils by GC-FID		
TM181	US EPA Method 6010B	Determination of Routine Metals in Soil by iCap 6500 Duo ICP-OES		
TM218	Microwave extraction – EPA method 3546	Microwave extraction - EPA method 3546		

[1] Applies to Solid samples only. DRY indicates samples have been dried at 35°C. NA = not applicable.

CERTIFICATE OF ANALYSIS

SDG:	150521-52	**Location:**	Coed Darcy	**Order Number:**	CD1229
Job:	H_ATKINS_LDC-370	**Customer:**	Atkins Global Ltd	**Report Number:**	319903
Client Reference:	Phase 69 Trial Pits	**Attention:**	Jack Lowrie	**Superseded Report:**	

Test Completion Dates

Lab Sample No(s)	11402416	11402421	11402428	11402436	11402443	11402380	11402385	11402395	11402401	11402411
Customer Sample Ref.	B1	B1	B1	B1	B1	B2	B2	B2	B2	B2
AGS Ref.										
Depth	0.50	1.50	2.50	3.50	4.50	0.50	1.50	2.50	3.50	4.50
Type	SOLID	SOLID	SOLID	SOLID	SOLID	SOLID	SOLID	SOLID	SOLID	SOLID
Asbestos fibres in Soil*	02-Jun-2015					02-Jun-2015				
Asbestos Quant. Detail Gravimetric	03-Jul-2015					03-Jul-2015				
EPH CWG (Aliphatic) GC (S)	02-Jun-2015	02-Jun-2015	02-Jun-2015	01-Jun-2015	01-Jun-2015	01-Jun-2015	02-Jun-2015	02-Jun-2015	01-Jun-2015	02-Jun-2015
EPH CWG (Aromatic) GC (S)	02-Jun-2015	02-Jun-2015	02-Jun-2015	01-Jun-2015	01-Jun-2015	01-Jun-2015	02-Jun-2015	02-Jun-2015	01-Jun-2015	02-Jun-2015
GRO by GC-FID (S)	07-Jun-2015	07-Jun-2015	07-Jun-2015	07-Jun-2015	07-Jun-2015	07-Jun-2015	09-Jun-2015	09-Jun-2015	09-Jun-2015	09-Jun-2015
Metals in solid samples by OES	03-Jun-2015	03-Jun-2015	28-May-2015	28-May-2015	28-May-2015	03-Jun-2015	02-Jun-2015	02-Jun-2015	02-Jun-2015	01-Jun-2015
PAH by GCMS	02-Jun-2015	02-Jun-2015	28-May-2015	28-May-2015	28-May-2015	28-May-2015	02-Jun-2015	28-May-2015	28-May-2015	28-May-2015
pH	05-Jun-2015	05-Jun-2015	05-Jun-2015	05-Jun-2015	05-Jun-2015	05-Jun-2015	05-Jun-2015	05-Jun-2015	05-Jun-2015	05-Jun-2015
Sample description	28-May-2015	28-May-2015	22-May-2015	22-May-2015	22-May-2015	23-May-2015	22-May-2015	22-May-2015	22-May-2015	22-May-2015
Total Organic Carbon				03-Jun-2015			03-Jun-2015			
TPH CWG GC (S)	07-Jun-2015	07-Jun-2015	07-Jun-2015	07-Jun-2015	07-Jun-2015	07-Jun-2015	09-Jun-2015	09-Jun-2015	09-Jun-2015	09-Jun-2015

Lab Sample No(s)	11402457	11402463	11402471	11402484	11402371	11402449	11402524	11402567	11402571	11402578
Customer Sample Ref.	B3	B3	B3	B3	B5	B5	B5	B5	B5	B8
AGS Ref.										
Depth	0.50	1.50	2.50	3.50	0.30	1.50	2.50	3.50	4.50	0.50
Type	SOLID	SOLID	SOLID	SOLID	SOLID	SOLID	SOLID	SOLID	SOLID	SOLID
Asbestos fibres in Soil*	02-Jun-2015				02-Jun-2015					02-Jun-2015
Asbestos Quant. Detail Gravimetric	06-Jul-2015				03-Jul-2015					06-Jul-2015
EPH CWG (Aliphatic) GC (S)	01-Jun-2015	01-Jun-2015	02-Jun-2015	02-Jun-2015	01-Jun-2015	01-Jun-2015	01-Jun-2015	01-Jun-2015	01-Jun-2015	01-Jun-2015
EPH CWG (Aromatic) GC (S)	01-Jun-2015	01-Jun-2015	02-Jun-2015	02-Jun-2015	01-Jun-2015	01-Jun-2015	01-Jun-2015	01-Jun-2015	01-Jun-2015	01-Jun-2015
GRO by GC-FID (S)	07-Jun-2015	09-Jun-2015	07-Jun-2015	07-Jun-2015	07-Jun-2015	07-Jun-2015	07-Jun-2015	07-Jun-2015	07-Jun-2015	07-Jun-2015
Metals in solid samples by OES	03-Jun-2015	28-May-2015	28-May-2015	28-May-2015	03-Jun-2015	02-Jun-2015	01-Jun-2015	02-Jun-2015	28-May-2015	03-Jun-2015
PAH by GCMS	28-May-2015	28-May-2015	28-May-2015	28-May-2015	28-May-2015	28-May-2015	29-May-2015	28-May-2015	28-May-2015	28-May-2015
pH	05-Jun-2015	05-Jun-2015	05-Jun-2015	05-Jun-2015	05-Jun-2015	05-Jun-2015	05-Jun-2015	05-Jun-2015	05-Jun-2015	05-Jun-2015
Sample description	23-May-2015	22-May-2015	22-May-2015	22-May-2015	23-May-2015	22-May-2015	22-May-2015	22-May-2015	22-May-2015	23-May-2015
Total Organic Carbon					04-Jun-2015					04-Jun-2015
TPH CWG GC (S)	07-Jun-2015	09-Jun-2015	07-Jun-2015	07-Jun-2015	07-Jun-2015	07-Jun-2015	07-Jun-2015	07-Jun-2015	07-Jun-2015	07-Jun-2015

Lab Sample No(s)	11402584	11402591	11402598	11402519	11402534	11402541	11402546	11402551	11402556	11402562
Customer Sample Ref.	B8	B8	B8	C1	C1	C2	D1	D1	D1	D1
AGS Ref.										
Depth	1.60	2.50	3.50	0.50	1.40	0.10	0.50	1.50	2.50	3.50
Type	SOLID	SOLID	SOLID	SOLID	SOLID	SOLID	SOLID	SOLID	SOLID	SOLID
Asbestos fibres in Soil*				02-Jun-2015		02-Jun-2015	02-Jun-2015			
Asbestos Quant. Detail Gravimetric				03-Jul-2015		06-Jul-2015	06-Jul-2015			
EPH CWG (Aliphatic) GC (S)	02-Jun-2015	01-Jun-2015	01-Jun-2015	08-Jun-2015	01-Jun-2015	08-Jun-2015	08-Jun-2015	01-Jun-2015	01-Jun-2015	01-Jun-2015
EPH CWG (Aromatic) GC (S)	02-Jun-2015	01-Jun-2015	01-Jun-2015	08-Jun-2015	01-Jun-2015	08-Jun-2015	08-Jun-2015	01-Jun-2015	01-Jun-2015	01-Jun-2015
GRO by GC-FID (S)	09-Jun-2015	09-Jun-2015	05-Jun-2015	10-Jun-2015	09-Jun-2015	10-Jun-2015	10-Jun-2015	09-Jun-2015	10-Jun-2015	10-Jun-2015
Metals in solid samples by OES	01-Jun-2015	01-Jun-2015	01-Jun-2015	03-Jun-2015	26-May-2015	03-Jun-2015	03-Jun-2015	26-May-2015	26-May-2015	01-Jun-2015
PAH by GCMS	28-May-2015	28-May-2015	27-May-2015	02-Jun-2015	29-May-2015	02-Jun-2015	02-Jun-2015	30-May-2015	31-May-2015	31-May-2015
pH	05-Jun-2015	05-Jun-2015	03-Jun-2015	05-Jun-2015	05-Jun-2015	05-Jun-2015	05-Jun-2015	05-Jun-2015	05-Jun-2015	05-Jun-2015
Sample description	22-May-2015	22-May-2015	22-May-2015	28-May-2015	21-May-2015	28-May-2015	28-May-2015	21-May-2015	21-May-2015	27-May-2015
Total Organic Carbon							04-Jun-2015			
TPH CWG GC (S)	09-Jun-2015	09-Jun-2015	05-Jun-2015	10-Jun-2015	09-Jun-2015	10-Jun-2015	10-Jun-2015	09-Jun-2015	10-Jun-2015	10-Jun-2015

Lab Sample No(s)	11402488	11402495	11402500	11402509	11402514
Customer Sample Ref.	F1	F1	F1	F1	F1
AGS Ref.					
Depth	0.50	1.50	2.50	3.50	4.50
Type	SOLID	SOLID	SOLID	SOLID	SOLID
Asbestos fibres in Soil*	02-Jun-2015				
Asbestos Quant. Detail Gravimetric	06-Jul-2015				
EPH CWG (Aliphatic) GC (S)	08-Jun-2015	02-Jun-2015	01-Jun-2015	01-Jun-2015	01-Jun-2015
EPH CWG (Aromatic) GC (S)	08-Jun-2015	02-Jun-2015	01-Jun-2015	01-Jun-2015	01-Jun-2015
GRO by GC-FID (S)	07-Jun-2015	07-Jun-2015	09-Jun-2015	07-Jun-2015	07-Jun-2015
Metals in solid samples by OES	03-Jun-2015	02-Jun-2015	02-Jun-2015	02-Jun-2015	28-May-2015
PAH by GCMS	02-Jun-2015	28-May-2015	28-May-2015	28-May-2015	28-May-2015
pH	05-Jun-2015	05-Jun-2015	05-Jun-2015	05-Jun-2015	05-Jun-2015
Sample description	28-May-2015	22-May-2015	22-May-2015	22-May-2015	22-May-2015
Total Organic Carbon			03-Jun-2015		
TPH CWG GC (S)	08-Jun-2015	07-Jun-2015	09-Jun-2015	07-Jun-2015	07-Jun-2015

Derwentside Environmental Testing Services

Certificate of Analysis

Certificate Number 15-35931

29-May-15

Client	Alcontrol Laboratories Units 7 & 8 Hawarden Business Park Manor Road Hawarden Deeside CH5 3US
Our Reference	15-35931
Client Reference	150521-52
Contract Title	150521-52
Description	9 Soil samples.
Date Received	26-May-15
Date Started	26-May-15
Date Completed	29-May-15
Test Procedures	Identified by prefix DETSn (details on request).
Notes	Opinions and interpretations are outside the scope of UKAS accreditation. This certificate is issued in accordance with the accreditation requirements of the United Kingdom Accreditation Service. The results reported herein relate only to the material supplied to the laboratory. Observations and interpretations are outside the scope of ISO 17025. This certificate shall not be reproduced except in full, without the prior written approval of the laboratory.

Approved By

Rob Brown
Business Manager

UKAS TESTING
2139

Summary of Asbestos Analysis

Soil Samples

Our Ref 15-35931
Client Ref 150521-52
Contract Title 150521-52

Lab No	Sample ID	Material Type	Result	Comment*	Analyst
816353	11412782 B1 0.50	SOIL	Crocidolite Amosite Chrys	Bundles of Crocidolite/Amosite/Chrysotile fibre present	Andrew Little
816354	11413248 B2 0.50	SOIL	Crocidolite Amosite Chrys	Bundles of Crocidolite/Amosite/Chrysotile fibre present	Andrew Little
816355	11413265 B3 0.50	SOIL	Crocidolite Chrysotile	Bundles of Crocidolite and Chrysotile present	Andrew Little
816356	11413226 B5 0.30	SOIL	Crocidolite Amosite Chrys	Clumps of Crocidolite/Amosite/Chrysotile fibre present	Andrew Little
816357	11413237 B8 0.50	SOIL	Amosite Chrysotile	Bundles of Amosite/Chrysotile present	Andrew Little
816358	11412746 B1 0.50	SOIL	Amosite Chrysotile	Bundles of Amosite/Chrysotile present	Andrew Little
816359	11412762 B2 0.10	SOIL	Amosite Chrysotile	Bundle of Amosite/Chrysotile present	Andrew Little
816360	11412730 B1 0.50	SOIL	Chrysotile	Bundles of Chrysotile fibres present	Andrew Little
816361	11413271 F1 0.50	SOIL	Amosite Chrysotile	Bundles of Amosite/Chrysotile present	Andrew Little

Crocidolite = Blue Asbestos, Amosite = Brown Asbestos, Chrysotile = White Asbestos. Anthophyllite, Actinolite and Tremolite are other forms of Asbestos. Samples are analysed by DETSC 1101 using polarised light microscopy in accordance with HSG248 and documented in-house methods. NAD = No Asbestos Detected. Where a sample is NAD, the result is based on analysis of at least 2 sub-samples and should be taken to mean 'no asbestos detected in sample'. Key: * -not included in laboratory scope of accreditation.

Information in Support of the Analytical Results

Our Ref 15-35931
Client Ref 150521-52
Contract 150521-52

Containers Received & Deviating Samples

Lab No	Sample ID	Date Sampled	Containers Received	Holding time exceeded for tests	Inappropriate container for tests
816353	11412782 0.50 SOIL	19/05/15	P(other)		
816354	11413248 0.50 SOIL	19/05/15	P(other)		
816355	11413265 0.50 SOIL	19/05/15	P(other)		
816356	11413226 0.30 SOIL	19/05/15	P(other)		
816357	11413237 0.50 SOIL	19/05/15	P(other)		
816358	11412746 0.50 SOIL	19/05/15	P(other)		
816359	11412762 0.10 SOIL	19/05/15	P(other)		
816360	11412730 0.50 SOIL	19/05/15	P(other)		
816361	11413271 0.50 SOIL	19/05/15	P(other)		

Key: P-Plastic

DETS cannot be held responsible for the integrity of samples received whereby the laboratory did not undertake the sampling. In this instance samples received may be deviating. Deviating Sample criteria are based on British and International standards and laboratory trials in conjunction with the UKAS note 'Guidance on Deviating Samples'. All samples received are listed above. However, those samples that have additional comments in relation to hold time and/or inappropriate containers are deviating due to the reasons stated. This means that the analysis is accredited where applicable, but results may be compromised due to sample deviations. If no sampled date (soils) or date+time (waters) has been supplied then samples are deviating. However, if you are able to supply a sampled date (and time for waters) this will prevent samples being reported as deviating where specific hold times are not exceeded and where the container supplied is suitable.

Disposal

From the issue date of this test certificate, samples will be held for the following times prior to disposal :-

Soils - 1 month, Liquids - 2 weeks, Asbestos (test portion) - 6 months

SDG:	150521-52	**Location:**	Coed Darcy	**Order Number:**	CD1229
Job:	H_ATKINS_LDC-370	**Customer:**	Atkins Global Ltd	**Report Number:**	319903
Client Reference:	Phase 69 Trial Pits	**Attention:**	Jack Lowrie	**Superseded Report:**	

Appendix

General

1. Results are expressed on a dry weight basis (dried at 35ºC) for all soil analyses except for the following: NRA and CEN Leach tests, flash point LOI, pH, ammonium as NH4 by the BRE method, VOC TICS and SVOC TICS.

2. Samples will be run in duplicate upon request, but an additional charge may be incurred.

3. If sufficient sample is received a sub sample will be retained free of charge for 30 days after analysis is completed (e-mailed) for all sample types unless the sample is destroyed on testing. The prepared soil sub sample that is analysed for asbestos will be retained for a period of 6 months after the analysis date. All bulk samples will be retained for a period of 6 months after the analysis date. All samples received and not scheduled will be disposed of one month after the date of receipt unless we are instructed to the contrary. Once the initial period has expired, a storage charge will be applied for each month or part thereof until the client cancels the request for sample storage. ALcontrol Laboratories reserve the right to charge for samples received and stored but not analysed.

4. With respect to turnaround, we will always endeavour to meet client requirements wherever possible, but turnaround times cannot be absolutely guaranteed due to so many variables beyond our control.

5. We take responsibility for any test performed by sub-contractors (marked with an asterisk). We endeavour to use UKAS/MCERTS Accredited Laboratories, who either complete a quality questionnaire or are audited by ourselves. For some determinands there are no UKAS/MCERTS Accredited Laboratories, in this instance a laboratory with a known track record will be utilised.

6. When requested, the individual sub sample scheduled will be analysed in house for the presence of asbestos fibres and asbestos containing material by our documented in house method TM048 based on HSG 248 (2005), which is accredited to ISO17025. If a specific asbestos fibre type is not found this will be reported as “Not detected”. If no asbestos fibre types are found all will be reported as “Not detected” and the sub sample analysed deemed to be clear of asbestos. If an asbestos fibre type is found it will be reported as detected (for each fibre type found). Testing can be carried out on asbestos positive samples, but, due to Health and Safety considerations, may be replaced by alternative tests or reported as No Determination Possible. The quantity of asbestos present is not determined unless specifically requested.

7. If no separate volatile sample is supplied by the client, or if a headspace or sediment is present in the volatile sample, the integrity of the data may be compromised. This will be flagged up as an invalid VOC on the test schedule and the result marked as deviating on the test certificate.

8. If appropriate preserved bottles are not received preservation will take place on receipt. However, the integrity of the data may be compromised.

9. NDP -No determination possible due to insufficient/unsuitable sample.

10. Metals in water are performed on a filtered sample, and therefore represent dissolved metals -total metals must be requested separately.

11. Results relate only to the items tested.

12. LODs for wet tests reported on a dry weight basis are not corrected for moisture content.

13. **Surrogate recoveries** - Surrogates are added to your sample to monitor recovery of the test requested. A % recovery is reported, results are not corrected for the recovery measured. Typical recoveries for organics tests are 70-130%, they are generally wider for volatiles analysis, 50-150%. Recoveries in soils are affected by organic rich or clay rich matrices. Waters can be affected by remediation fluids or high amounts of sediment. Test results are only ever reported if all of the associated quality checks pass; it is assumed that all recoveries outside of the values above are due to matrix affect.

14. **Product analyses** -Organic analyses on products can only be semi-quantitative due to the matrix effects and high dilution factors employed.

15. Phenols monohydric by HPLC include phenol, cresols (2-Methylphenol, 3-Methylphenol and 4-Methylphenol) and Xylenols (2,3 Dimethylphenol, 2,4 Dimethylphenol, 2,5 Dimethylphenol, 2,6 Dimethylphenol, 3,4 Dimethyphenol, 3,5 Dimethylphenol).

16. Total of 5 speciated phenols by HPLC includes Phenol, 2,3,5-Trimethyl Phenol, 2-Isopropylphenol, Cresols and Xylenols (as detailed in 15).

17. Stones/debris are not routinely removed. We always endeavour to take a representative sub sample from the received sample.

18. In certain circumstances the method detection limit may be elevated due to the sample being outside the calibration range. Other factors that may contribute to this include possible interferences. In both cases the sample would be diluted which would cause the method detection limit to be raised.

19. Mercury results quoted on soils will not include volatile mercury as the analysis is performed on a dried and crushed sample.

20. For the BSEN 12457-3 two batch process to allow the cumulative release to be calculated, the volume of the leachate produced is measured and filtered for all tests. We therefore cannot carry out any unfiltered analysis. The tests affected include volatiles GCFID/GCMS and all subcontracted analysis.

21. For all leachate preparations (NRA, DIN, TCLP, BSEN 12457-1, 2, 3) volatile loss may occur, as we do not employ zero headspace extraction.

22. We are accredited to MCERTS for sand, clay and loam/topsoil, or any of these materials - whether these are derived from naturally occurring soil profiles, or from fill/made ground, as long as these materials constitute the major part of the sample. Other coarse granular material such as concrete, gravel and brick are not accredited if they comprise the major part of the sample.

23. Analysis and identification of specific compounds using GCFID is by retention time only, and we routinely calibrate and quantify for benzene, toluene, ethylbenzenes and xylenes (BTEX). For total volatiles in the C5-C12 range, the total area of the chromatogram is integrated and expressed as ug/kg or ug/l. Although this analysis is commonly used for the quantification of gasoline range organics (GRO), the system will also detect other compounds such as chlorinated solvents, and this may lead to a falsely high result with respect to hydrocarbons only. It is not possible to specifically identify these non-hydrocarbons, as standards are not routinely run for any other compounds, and for more definitive identification, volatiles by GCMS should be utilised.

Sample Deviations

1	Container with Headspace provided for volatiles analysis
2	Incorrect container received
3	Deviation from method
4	Holding time exceeded before sample received
5	Samples exceeded holding time before presevation was performed
§	Sampled on date not provided
♦	Sample holding time exceeded in laboratory
@	Sample holding time exceeded due to sampled on date
&	Sample Holding Time exceeded - Late arrival of instructions.

Asbestos

Identification of Asbestos in Bulk Materials & Soils

The results for identification of asbestos in bulk materials are obtained from supplied bulk materials which have been examined to determine the presence of asbestos fibres using Alcontrol Laboratories (Hawarden) in-house method of transmitted/polarised light microscopy and central stop dispersion staining, based on HSG 248 (2005).

The results for identification of asbestos in soils are obtained from a homogenised sub sample which has been examined to determine the presence of asbestos fibres using Alcontrol Laboratories (Hawarden) in-house method of transmitted/polarised light microscopy and central stop dispersion staining, based on HSG 248 (2005).

Asbestos Type	Common Name
Chrysotile	White Asbestos
Amosite	Brown Asbestos
Crocidolite	Blue Asbestos
Fibrous Actinolite	-
Fibrous Anthophyllite	-
Fibrous Tremolite	-

Visual Estimation Of Fibre Content

Estimation of fibre content is not permitted as part of our UKAS accredited test other than: - Trace - Where only one or two asbestos fibres were identified.

Further guidance on typical asbestos fibre content of manufactured products can be found in HSG 264.

The identification of asbestos containing materials and soils falls within our schedule of tests for which we hold UKAS accreditation, however opinions, interpretations and all other information contained in the report are outside the scope of UKAS accreditation.

ALcontrol Laboratories

Unit 7-8 Hawarden Business Park
Manor Road (off Manor Lane)
Hawarden
Deeside
CH5 3US
Tel: (01244) 528700
Fax: (01244) 528701
email: mkt@alcontrol.com
Website: www.alcontrol.com

Atkins Global Ltd
Project Jonah site office
Llan Coed House
Suite 24
Coed Darcy
Llandarcy
SA10 6HJ

Attention: Jack Lowrie

CERTIFICATE OF ANALYSIS

Date:	05 June 2015
Customer:	H_ATKINS_LDC
Sample Delivery Group (SDG):	150520-95
Your Reference:	Phase 69 Trial Pits
Location:	Coed Darcy
Report No:	315819

We received 24 samples on Wednesday May 20, 2015 and 24 of these samples were scheduled for analysis which was completed on Friday June 05, 2015. Accredited laboratory tests are defined within the report, but opinions, interpretations and on-site data expressed herein are outside the scope of ISO 17025 accreditation.

Should this report require incorporation into client reports, it must be used in its entirety and not simply with the data sections alone.

All chemical testing (unless subcontracted) is performed at ALcontrol Hawarden Laboratories.

Approved By:



Sonia McWhan

Operations Manager

Alcontrol Laboratories is a trading division of ALcontrol UK Limited
Registered Office: Units 7 & 8 Hawarden Business Park, Manor Road, Hawarden, Deeside, CH5 3US. Registered in England and Wales No.

CERTIFICATE OF ANALYSIS

SDG:	150520-95	**Location:**	Coed Darcy	**Order Number:**	CD1226
Job:	H_ATKINS_LDC-369	**Customer:**	Atkins Global Ltd	**Report Number:**	315819
Client Reference:	Phase 69 Trial Pits	**Attention:**	Jack Lowrie	**Superseded Report:**	

Received Sample Overview

Lab Sample No(s)	Customer Sample Ref.	AGS Ref.	Depth (m)	Sampled Date
11397528	A1		0.50	18/05/2015
11397532	A1		1.50	18/05/2015
11397536	A1		2.50	18/05/2015
11397540	A1		3.50	18/05/2015
11397436	A2		0.50	18/05/2015
11397486	A2		1.50	18/05/2015
11397517	A2		2.50	18/05/2015
11397522	A2		3.50	18/05/2015
11397547	A3		0.50	18/05/2015
11397440	A3		1.50	18/05/2015
11397445	A3		2.50	18/05/2015
11397449	A3		3.50	18/05/2015
11397472	B4		0.50	18/05/2015
11397477	B4		1.50	18/05/2015
11397482	B4		2.50	18/05/2015
11397490	B4		3.50	18/05/2015
11397497	B6		0.50	18/05/2015
11397503	B6		1.50	18/05/2015
11397509	B6		2.50	18/05/2015
11397513	B6		3.50	18/05/2015
11397455	B7		0.60	18/05/2015
11397459	B7		1.50	18/05/2015
11397464	B7		2.50	18/05/2015
11397468	B7		3.50	18/05/2015

Only received samples which have had analysis scheduled will be shown on the following pages.

SDG:	150520-95	**Location:**	Coed Darcy	**Order Number:**	CD1226
Job:	H_ATKINS_LDC-369	**Customer:**	Atkins Global Ltd	**Report Number:**	315819
Client Reference:	Phase 69 Trial Pits	**Attention:**	Jack Lowrie	**Superseded Report:**	

SOLID

Results Legend

- X — Test
- N — No Determination Possible

Lab Sample No(s)			11397528			11397532			11397536			11397540			11397436			11397486			11397517			11397522			11397547			11397440			11397445			11397449			11397472			11397477
Customer Sample Reference			A1			A1			A1			A1			A2			A2			A2			A2			A3			A3			A3			A3			B4			B4
AGS Reference																																											
Depth (m)			0.50			1.50			2.50			3.50			0.50			1.50			2.50			3.50			0.50			1.50			2.50			3.50			0.50			1.50
Container			250g Amber Jar (AL	400g Tub (ALE214)	60g VOC (ALE215)	250g Amber Jar (AL	400g Tub (ALE214)	60g VOC (ALE215)	250g Amber Jar (AL	400g Tub (ALE214)	60g VOC (ALE215)	250g Amber Jar (AL	400g Tub (ALE214)	60g VOC (ALE215)	250g Amber Jar (AL	400g Tub (ALE214)	60g VOC (ALE215)	250g Amber Jar (AL	400g Tub (ALE214)	60g VOC (ALE215)	250g Amber Jar (AL	400g Tub (ALE214)	60g VOC (ALE215)	250g Amber Jar (AL	400g Tub (ALE214)	60g VOC (ALE215)	250g Amber Jar (AL	400g Tub (ALE214)	60g VOC (ALE215)	250g Amber Jar (AL	400g Tub (ALE214)	60g VOC (ALE215)	250g Amber Jar (AL	400g Tub (ALE214)	60g VOC (ALE215)	250g Amber Jar (AL	400g Tub (ALE214)	60g VOC (ALE215)	250g Amber Jar (AL	400g Tub (ALE214)	60g VOC (ALE215)	250g Amber Jar (AL
Asbestos ID in Solid Samples	All	NDPs: 0 Tests: 6		X												X												X												X		
EPH CWG (Aliphatic) GC (S)	All	NDPs: 0 Tests: 24	X			X			X			X			X			X			X			X			X			X			X			X			X			X
EPH CWG (Aromatic) GC (S)	All	NDPs: 0 Tests: 24	X			X			X			X			X			X			X			X			X			X			X			X			X			X
GRO by GC-FID (S)	All	NDPs: 0 Tests: 24			X			X			X			X			X			X			X			X			X			X			X			X			X	
Metals in solid samples by OES	All	NDPs: 0 Tests: 24	X			X			X			X			X			X			X			X			X			X			X			X			X			X
PAH by GCMS	All	NDPs: 0 Tests: 24	X			X			X			X			X			X			X			X			X			X			X			X			X			X
pH	All	NDPs: 0 Tests: 24		X			X			X			X			X			X			X			X			X			X			X			X			X		
Sample description	All	NDPs: 0 Tests: 24	X			X			X			X			X			X			X			X			X			X			X			X			X			X
Total Organic Carbon	All	NDPs: 0 Tests: 5	X									X			X																											
TPH CWG GC (S)	All	NDPs: 0 Tests: 24	X			X			X			X			X			X			X			X			X			X			X			X			X			X

CERTIFICATE OF ANALYSIS

SDG:	150520-95	**Location:**	Coed Darcy	**Order Number:**	CD1226
Job:	H_ATKINS_LDC-369	**Customer:**	Atkins Global Ltd	**Report Number:**	315819
Client Reference:	Phase 69 Trial Pits	**Attention:**	Jack Lowrie	**Superseded Report:**	

SOLID

Results Legend

X **Test**

N **No Determination Possible**

Lab Sample No(s)	Customer Sample Reference	AGS Reference	Depth (m)	Container		
11397477	B4		1.50	400g Tub (ALE214)		
				60g VOC (ALE215)		
11397482	B4		2.50	250g Amber Jar (AL		
				400g Tub (ALE214)		
				60g VOC (ALE215)		
11397490	B4		3.50	250g Amber Jar (AL		
				400g Tub (ALE214)		
				60g VOC (ALE215)		
11397497	B6		0.50	250g Amber Jar (AL		
				400g Tub (ALE214)		
				60g VOC (ALE215)		
11397503	B6		1.50	250g Amber Jar (AL		
				400g Tub (ALE214)		
				60g VOC (ALE215)		
11397509	B6		2.50	250g Amber Jar (AL		
				400g Tub (ALE214)		
				60g VOC (ALE215)		
11397513	B6		3.50	250g Amber Jar (AL		
				400g Tub (ALE214)		
				60g VOC (ALE215)		
11397455	B7		0.60	250g Amber Jar (AL		
				400g Tub (ALE214)		
				60g VOC (ALE215)		
11397459	B7		1.50	250g Amber Jar (AL		
				400g Tub (ALE214)		
				60g VOC (ALE215)		
11397464	B7		2.50	250g Amber Jar (AL		
				400g Tub (ALE214)		
				60g VOC (ALE215)		
11397468	B7		3.50	250g Amber Jar (AL		
				400g Tub (ALE214)		
				60g VOC (ALE215)		
Asbestos ID in Solid Samples	All	NDPs: 0 Tests: 6				
EPH CWG (Aliphatic) GC (S)	All	NDPs: 0 Tests: 24				
EPH CWG (Aromatic) GC (S)	All	NDPs: 0 Tests: 24				
GRO by GC-FID (S)	All	NDPs: 0 Tests: 24				
Metals in solid samples by OES	All	NDPs: 0 Tests: 24				
PAH by GCMS	All	NDPs: 0 Tests: 24				
pH	All	NDPs: 0 Tests: 24				
Sample description	All	NDPs: 0 Tests: 24				
Total Organic Carbon	All	NDPs: 0 Tests: 5				
TPH CWG GC (S)	All	NDPs: 0 Tests: 24				

CERTIFICATE OF ANALYSIS

SDG:	150520-95	**Location:**	Coed Darcy	**Order Number:**	CD1226
Job:	H_ATKINS_LDC-369	**Customer:**	Atkins Global Ltd	**Report Number:**	315819
Client Reference:	Phase 69 Trial Pits	**Attention:**	Jack Lowrie	**Superseded Report:**	

Sample Descriptions

Grain Sizes

very fine	<0.063mm	fine	0.063mm - 0.1mm	medium	0.1mm - 2mm	coarse	2mm - 10mm	very coarse	>10mm

Lab Sample No(s)	Customer Sample Ref.	Depth (m)	Colour	Description	Grain size	Inclusions	Inclusions 2
11397528	A1	0.50	Dark Brown	Sandy Loam	0.1 - 2 mm	Stones	None
11397532	A1	1.50	Dark Brown	Sandy Clay	0.1 - 2 mm	Stones	None
11397536	A1	2.50	Dark Brown	Sandy Clay	0.1 - 2 mm	Stones	Vegetation
11397540	A1	3.50	Dark Brown	Sandy Clay	0.1 - 2 mm	Stones	Vegetation
11397436	A2	0.50	Dark Brown	Sandy Loam	0.1 - 2 mm	Brick	Stones
11397486	A2	1.50	Dark Brown	Sandy Loam	0.1 - 2 mm	Oil/Petroleum	Vegetation
11397517	A2	2.50	Dark Brown	Sandy Clay Loam	0.1 - 2 mm	Stones	None
11397522	A2	3.50	Light Brown	Sandy Clay	0.1 - 2 mm	Stones	None
11397440	A3	1.50	Light Brown	Sandy Clay	0.1 - 2 mm	None	Stones
11397445	A3	2.50	Light Brown	Sandy Clay	0.1 - 2 mm	Stones	None
11397449	A3	3.50	Dark Brown	Sandy Loam	0.1 - 2 mm	Stones	None
11397547	A3	0.50	Dark Brown	Silty Clay Loam	0.063 - 0.1 mm	Oil/Petroleum	Stones
11397472	B4	0.50	Dark Brown	Sandy Clay Loam	0.1 - 2 mm	Stones	N/A
11397477	B4	1.50	Dark Brown	Sandy Loam	0.1 - 2 mm	Vegetation	None
11397482	B4	2.50	Dark Brown	Clay	0.1 - 2 mm	Vegetation	None
11397490	B4	3.50	Dark Brown	Sandy Loam	0.1 - 2 mm	Vegetation	None
11397497	B6	0.50	Dark Brown	Sandy Loam	0.1 - 2 mm	Brick	Stones
11397503	B6	1.50	Dark Brown	Sandy Loam	0.1 - 2 mm	Vegetation	None
11397509	B6	2.50	Dark Brown	Sandy Loam	0.1 - 2 mm	Stones	None
11397513	B6	3.50	Dark Brown	Sandy Loam	0.1 - 2 mm	Vegetation	None
11397455	B7	0.60	Dark Brown	Sandy Clay	0.1 - 2 mm	Stones	None
11397459	B7	1.50	Dark Brown	Sandy Clay	0.1 - 2 mm	Oil/Petroleum	None
11397464	B7	2.50	Dark Brown	Sandy Clay	0.1 - 2 mm	Oil/Petroleum	None
11397468	B7	3.50	Dark Brown	Sandy Clay	0.1 - 2 mm	Stones	Oil/Petroleum

These descriptions are only intended to act as a cross check if sample identities are questioned, and to provide a log of sample matrices with respect to MCERTS validation. They are not intended as full geological descriptions.

We are accredited to MCERTS for sand, clay and loam/topsoil, or any of these materials - whether these are derived from naturally ocurring soil profiles, or from fill/made ground, as long as these materials constitute the major part of the sample.

Other coarse granular materials such as concrete, gravel and brick are not accredited if they comprise the major part of the sample.

CERTIFICATE OF ANALYSIS

SDG:	150520-95	**Location:**	Coed Darcy	**Order Number:**	CD1226
Job:	H_ATKINS_LDC-369	**Customer:**	Atkins Global Ltd	**Report Number:**	315819
Client Reference:	Phase 69 Trial Pits	**Attention:**	Jack Lowrie	**Superseded Report:**	

Results Legend

#	ISO17025 accredited.
M	*m*CERTS accredited.
aq	Aqueous / settled sample.
diss.filt	Dissolved / filtered sample.
tot.unfilt	Total / unfiltered sample.
*	Subcontracted test.
**	% recovery of the surrogate standard to check the efficiency of the method. The results of individual compounds within samples aren't corrected for the recovery
(F)	Trigger breach confirmed
1-5&+§@	Sample deviation (see appendix)

Component	LOD/Units	Method	Customer Sample R	A1	A1	A1	A1	A2	A2
			Depth (m)	0.50	1.50	2.50	3.50	0.50	1.50
			Sample Type	Soil/Solid	Soil/Solid	Soil/Solid	Soil/Solid	Soil/Solid	Soil/Solid
			Date Sampled	18/05/2015	18/05/2015	18/05/2015	18/05/2015	18/05/2015	18/05/2015
			Sample Time	.	.	.	.	.	.
			Date Received	20/05/2015	20/05/2015	20/05/2015	20/05/2015	20/05/2015	20/05/2015
			SDG Ref	150520-95	150520-95	150520-95	150520-95	150520-95	150520-95
			Lab Sample No.(s)	11397528	11397532	11397536	11397540	11397436	11397486
			AGS Reference						
Moisture Content Ratio (% of as received sample)	%	PM024		13	14	14	11	8.8	16
Soil Organic Matter (SOM)	<0.35 %	TM132		1.79 #			1.9 #	1.72 #	
pH	1 pH Units	TM133		6.82 M	7.25 M	6.9 M	6.41 M	11.5 M	7.16 M
Arsenic	<0.6 mg/kg	TM181		8.51 M	14.5 M	8.9 M	9.16 M	22.8 M	25.1 M
Cadmium	<0.02 mg/kg	TM181		0.129 M	0.615 M	0.453 M	0.335 M	0.521 M	1.38 M
Chromium	<0.9 mg/kg	TM181		16.4 M	15.2 M	13.7 M	15.1 M	52.2 M	26.3 M
Copper	<1.4 mg/kg	TM181		18.5 M	30 M	17.2 M	20 M	65.8 M	80.3 M
Lead	<0.7 mg/kg	TM181		16.7 M	66.7 M	16.7 M	28.7 M	111 M	242 M
Mercury	<0.14 mg/kg	TM181		<0.14 M	<0.14 M	<0.14 M	<0.14 M	0.202 M	0.299 M
Nickel	<0.2 mg/kg	TM181		23.5 M	26.8 M	32.5 M	32.2 M	18.3 M	29 M
Selenium	<1 mg/kg	TM181		<1 #	<1 #	<1 #	<1 #	1.24 #	<1 #
Vanadium	<0.2 mg/kg	TM181		19.2 #	19.5 #	15.2 #	16.9 #	33.3 #	30.4 #
Zinc	<1.9 mg/kg	TM181		58.8 M	99.5 M	72.9 M	72.7 M	335 M	542 M

CERTIFICATE OF ANALYSIS

SDG:	150520-95	**Location:**	Coed Darcy	**Order Number:**	CD1226
Job:	H_ATKINS_LDC-369	**Customer:**	Atkins Global Ltd	**Report Number:**	315819
Client Reference:	Phase 69 Trial Pits	**Attention:**	Jack Lowrie	**Superseded Report:**	

Results Legend

#	ISO17025 accredited.
M	*m*CERTS accredited.
aq	Aqueous / settled sample.
diss.filt	Dissolved / filtered sample.
tot.unfilt	Total / unfiltered sample.
*	Subcontracted test.
**	% recovery of the surrogate standard to check the efficiency of the method. The results of individual compounds within samples aren't corrected for the recovery
(F)	Trigger breach confirmed
1-5&+§@	Sample deviation (see appendix)

Component	LOD/Units	Method	Customer Sample R	A2	A2	A3	A3	A3	A3
			Depth (m)	2.50	3.50	0.50	1.50	2.50	3.50
			Sample Type	Soil/Solid	Soil/Solid	Soil/Solid	Soil/Solid	Soil/Solid	Soil/Solid
			Date Sampled	18/05/2015	18/05/2015	18/05/2015	18/05/2015	18/05/2015	18/05/2015
			Sample Time	.	.	.	.	.	.
			Date Received	20/05/2015	20/05/2015	20/05/2015	20/05/2015	20/05/2015	20/05/2015
			SDG Ref	150520-95	150520-95	150520-95	150520-95	150520-95	150520-95
			Lab Sample No.(s)	11397517	11397522	11397547	11397440	11397445	11397449
			AGS Reference						
Moisture Content Ratio (% of as received sample)	%	PM024		14	11	18	9.7	13	10
pH	1 pH Units	TM133		6.1 M	7.56 M	6.78 M	7.12 M	7.42 M	9.29 M
Arsenic	<0.6 mg/kg	TM181		8.25 M	9.65 M	9.38 M	10.6 M	27.5 M	12.1 M
Cadmium	<0.02 mg/kg	TM181		0.432 M	0.443 M	0.128 M	0.477 M	0.818 M	0.381 M
Chromium	<0.9 mg/kg	TM181		11.3 M	13.4 M	22.2 M	14.5 M	14.6 M	12.7 M
Copper	<1.4 mg/kg	TM181		12.4 M	18.8 M	11.5 M	21.1 M	55.2 M	23.7 M
Lead	<0.7 mg/kg	TM181		13.9 M	16.6 M	15.1 M	16.2 M	39.8 M	37 M
Mercury	<0.14 mg/kg	TM181		<0.14 M	<0.14 M	<0.14 M	<0.14 M	<0.14 M	<0.14 M
Nickel	<0.2 mg/kg	TM181		23.3 M	29.8 M	25.8 M	27.4 M	28.8 M	27.8 M
Selenium	<1 mg/kg	TM181		<1 #	<1 #	<1 #	<1 #	<1 #	<1 #
Vanadium	<0.2 mg/kg	TM181		13.1 #	15.5 #	26.8 #	17.5 #	18.1 #	15.1 #
Zinc	<1.9 mg/kg	TM181		59.4 M	69.1 M	50 M	72.3 M	109 M	114 M

CERTIFICATE OF ANALYSIS

SDG:	150520-95	**Location:**	Coed Darcy	**Order Number:**	CD1226
Job:	H_ATKINS_LDC-369	**Customer:**	Atkins Global Ltd	**Report Number:**	315819
Client Reference:	Phase 69 Trial Pits	**Attention:**	Jack Lowrie	**Superseded Report:**	

Results Legend

#	ISO17025 accredited.
M	*m*CERTS accredited.
aq	Aqueous / settled sample.
diss.filt	Dissolved / filtered sample.
tot.unfilt	Total / unfiltered sample.
*	Subcontracted test.
**	% recovery of the surrogate standard to check the efficiency of the method. The results of individual compounds within samples aren't corrected for the recovery
(F)	Trigger breach confirmed
1-5&+§@	Sample deviation (see appendix)

Component	LOD/Units	Method	Customer Sample R	B4	B4	B4	B4	B6	B6
			Depth (m)	0.50	1.50	2.50	3.50	0.50	1.50
			Sample Type	Soil/Solid	Soil/Solid	Soil/Solid	Soil/Solid	Soil/Solid	Soil/Solid
			Date Sampled	18/05/2015	18/05/2015	18/05/2015	18/05/2015	18/05/2015	18/05/2015
			Sample Time	.	.	.	.	.	.
			Date Received	20/05/2015	20/05/2015	20/05/2015	20/05/2015	20/05/2015	20/05/2015
			SDG Ref	150520-95	150520-95	150520-95	150520-95	150520-95	150520-95
			Lab Sample No.(s)	11397472	11397477	11397482	11397490	11397497	11397503
			AGS Reference						
Moisture Content Ratio (% of as received sample)	%	PM024		10	12	14	9.4	11	12
Soil Organic Matter (SOM)	<0.35 %	TM132						2.1 #	
pH	1 pH Units	TM133		8.01 M	7.34 M	7.12 M	7.43 M	8.49 M	7.64 M
Arsenic	<0.6 mg/kg	TM181		13.1 M	10.7 M	8.47 M	8.01 M	32.7 M	104 M
Cadmium	<0.02 mg/kg	TM181		0.3 M	0.388 M	0.484 M	0.421 M	1.8 M	1.39 M
Chromium	<0.9 mg/kg	TM181		10.8 M	11 M	12.4 M	10.8 M	46.8 M	18.2 M
Copper	<1.4 mg/kg	TM181		29.3 M	18.9 M	14.8 M	12.5 M	70 M	149 M
Lead	<0.7 mg/kg	TM181		41.4 M	20.9 M	14.2 M	12 M	288 M	754 M
Mercury	<0.14 mg/kg	TM181		<0.14 M	<0.14 M	<0.14 M	<0.14 M	<0.14 M	0.279 M
Nickel	<0.2 mg/kg	TM181		18.2 M	23.9 M	30.7 M	23.7 M	27.1 M	34 M
Selenium	<1 mg/kg	TM181		<1 #	<1 #	<1 #	<1 #	<1 #	<1 #
Vanadium	<0.2 mg/kg	TM181		13 #	13.2 #	14.7 #	12.2 #	22.6 #	22.1 #
Zinc	<1.9 mg/kg	TM181		102 M	79.5 M	75.4 M	68.8 M	623 M	1970 M

CERTIFICATE OF ANALYSIS

SDG:	150520-95	**Location:**	Coed Darcy	**Order Number:**	CD1226
Job:	H_ATKINS_LDC-369	**Customer:**	Atkins Global Ltd	**Report Number:**	315819
Client Reference:	Phase 69 Trial Pits	**Attention:**	Jack Lowrie	**Superseded Report:**	

Results Legend

#	ISO17025 accredited.
M	*m*CERTS accredited.
aq	Aqueous / settled sample.
diss.filt	Dissolved / filtered sample.
tot.unfilt	Total / unfiltered sample.
*	Subcontracted test.
**	% recovery of the surrogate standard to check the efficiency of the method. The results of individual compounds within samples aren't corrected for the recovery
(F)	Trigger breach confirmed
1-5&+§@	Sample deviation (see appendix)

Component	LOD/Units	Method	Customer Sample R	B6	B6	B7	B7	B7	B7
			Depth (m)	2.50	3.50	0.60	1.50	2.50	3.50
			Sample Type	Soil/Solid	Soil/Solid	Soil/Solid	Soil/Solid	Soil/Solid	Soil/Solid
			Date Sampled	18/05/2015	18/05/2015	18/05/2015	18/05/2015	18/05/2015	18/05/2015
			Sample Time	.	.	.	.	.	.
			Date Received	20/05/2015	20/05/2015	20/05/2015	20/05/2015	20/05/2015	20/05/2015
			SDG Ref	150520-95	150520-95	150520-95	150520-95	150520-95	150520-95
			Lab Sample No.(s)	11397509	11397513	11397455	11397459	11397464	11397468
			AGS Reference						
Moisture Content Ratio (% of as received sample)	%	PM024		11	8.7	10	11	11	11
Soil Organic Matter (SOM)	<0.35 %	TM132					1.95 #		
pH	1 pH Units	TM133		7.27 M	8.24 M	6.13 M	6.78 M	7.6 M	7.01 M
Arsenic	<0.6 mg/kg	TM181		8.22 M	16 M	10.1 M	8.76 M	9.46 M	10.3 M
Cadmium	<0.02 mg/kg	TM181		0.43 M	0.56 M	0.263 M	0.379 M	0.406 M	0.567 M
Chromium	<0.9 mg/kg	TM181		9.4 M	14.1 M	13.5 M	11.7 M	12.5 M	12.2 M
Copper	<1.4 mg/kg	TM181		14.5 M	33.8 M	19.1 M	16.9 M	17.7 M	17.7 M
Lead	<0.7 mg/kg	TM181		18.9 M	69.8 M	30.3 M	14.4 M	19.4 M	34.6 M
Mercury	<0.14 mg/kg	TM181		<0.14 M	<0.14 M	<0.14 M	<0.14 M	<0.14 M	<0.14 M
Nickel	<0.2 mg/kg	TM181		23.1 M	32.2 M	21.4 M	26.8 M	26.7 M	27.4 M
Selenium	<1 mg/kg	TM181		<1 #	<1 #	<1 #	<1 #	<1 #	<1 #
Vanadium	<0.2 mg/kg	TM181		12.7 #	14.6 #	15.1 #	13.7 #	14.9 #	14.4 #
Zinc	<1.9 mg/kg	TM181		71.2 M	200 M	81.6 M	70.2 M	77.7 M	105 M

CERTIFICATE OF ANALYSIS

SDG:	150520-95	**Location:**	Coed Darcy	**Order Number:**	CD1226
Job:	H_ATKINS_LDC-369	**Customer:**	Atkins Global Ltd	**Report Number:**	315819
Client Reference:	Phase 69 Trial Pits	**Attention:**	Jack Lowrie	**Superseded Report:**	

PAH by GCMS

Results Legend	
#	ISO17025 accredited.
M	*m*CERTS accredited.
aq	Aqueous / settled sample.
diss.filt	Dissolved / filtered sample.
tot.unfilt	Total / unfiltered sample.
*	Subcontracted test.
**	% recovery of the surrogate standard to check the efficiency of the method. The results of individual compounds within samples aren't corrected for the recovery
(F)	Trigger breach confirmed
1-5&+§@	Sample deviation (see appendix)

Component	LOD/Units	Method	Customer Sample R	A1	A1	A1	A1	A2	A2
			Depth (m)	0.50	1.50	2.50	3.50	0.50	1.50
			Sample Type	Soil/Solid	Soil/Solid	Soil/Solid	Soil/Solid	Soil/Solid	Soil/Solid
			Date Sampled	18/05/2015	18/05/2015	18/05/2015	18/05/2015	18/05/2015	18/05/2015
			Sample Time	.	.	.	.	.	.
			Date Received	20/05/2015	20/05/2015	20/05/2015	20/05/2015	20/05/2015	20/05/2015
			SDG Ref	150520-95	150520-95	150520-95	150520-95	150520-95	150520-95
			Lab Sample No.(s)	11397528	11397532	11397536	11397540	11397436	11397486
			AGS Reference						
Naphthalene-d8 % recovery**	%	TM218		95.1	97.3	93.8	95.5	93	104
Acenaphthene-d10 % recovery**	%	TM218		93.8	94.4	92	93.3	91.9	105
Phenanthrene-d10 % recovery**	%	TM218		93.5	97.6	93.6	94.6	91.1	106
Chrysene-d12 % recovery**	%	TM218		95.2	101	93.8	92.2	91.5	110
Perylene-d12 % recovery**	%	TM218		99.1	104	94.3	89.7	97.6	115
Naphthalene	<9 µg/kg	TM218		189 M	98.6 M	18.7 M	<9 M	92 M	479 M
Acenaphthylene	<12 µg/kg	TM218		<12 M	<12 M	<12 M	<12 M	37.3 M	<12 M
Acenaphthene	<8 µg/kg	TM218		120 M	25.8 M	13.7 M	<8 M	50.7 M	696 M
Fluorene	<10 µg/kg	TM218		297 M	82.5 M	30.3 M	<10 M	56.7 M	666 M
Phenanthrene	<15 µg/kg	TM218		397 M	213 M	90.4 M	59.1 M	398 M	2460 M
Anthracene	<16 µg/kg	TM218		116 M	57 M	<16 M	<16 M	110 M	492 M
Fluoranthene	<17 µg/kg	TM218		28.6 M	84.2 M	<17 M	<17 M	844 M	2950 M
Pyrene	<15 µg/kg	TM218		50 M	84.8 M	<15 M	<15 M	701 M	2240 M
Benz(a)anthracene	<14 µg/kg	TM218		<14 M	38.7 M	<14 M	<14 M	558 M	2130 M
Chrysene	<10 µg/kg	TM218		52.5 M	42.5 M	<10 M	<10 M	554 M	2100 M
Benzo(b)fluoranthene	<15 µg/kg	TM218		40.7 M	99.7 M	35.4 M	42.5 M	835 M	4430 M
Benzo(k)fluoranthene	<14 µg/kg	TM218		<14 M	34.5 M	<14 M	<14 M	321 M	1310 M
Benzo(a)pyrene	<15 µg/kg	TM218		<15 M	55.8 M	<15 M	<15 M	641 M	2800 M
Indeno(1,2,3-cd)pyrene	<18 µg/kg	TM218		<18 M	45 M	<18 M	<18 M	473 M	1760 M
Dibenzo(a,h)anthracene	<23 µg/kg	TM218		<23 M	<23 M	<23 M	<23 M	174 M	584 M
Benzo(g,h,i)perylene	<24 µg/kg	TM218		<24 M	56.3 M	<24 M	<24 M	615 M	2130 M
PAH, Total Detected USEPA 16	<118 µg/kg	TM218		1290	1020	188	<118	6460	27200

CERTIFICATE OF ANALYSIS

SDG:	150520-95	**Location:**	Coed Darcy	**Order Number:**	CD1226
Job:	H_ATKINS_LDC-369	**Customer:**	Atkins Global Ltd	**Report Number:**	315819
Client Reference:	Phase 69 Trial Pits	**Attention:**	Jack Lowrie	**Superseded Report:**	

PAH by GCMS

Results Legend	
#	ISO17025 accredited.
M	*m*CERTS accredited.
aq	Aqueous / settled sample.
diss.filt	Dissolved / filtered sample.
tot.unfilt	Total / unfiltered sample.
*	Subcontracted test.
**	% recovery of the surrogate standard to check the efficiency of the method. The results of individual compounds within samples aren't corrected for the recovery
(F)	Trigger breach confirmed
1-5&+§@	Sample deviation (see appendix)

Component	LOD/Units	Method	Customer Sample R	A2	A2	A3	A3	A3	A3
			Depth (m)	2.50	3.50	0.50	1.50	2.50	3.50
			Sample Type	Soil/Solid	Soil/Solid	Soil/Solid	Soil/Solid	Soil/Solid	Soil/Solid
			Date Sampled	18/05/2015	18/05/2015	18/05/2015	18/05/2015	18/05/2015	18/05/2015
			Sample Time	.	.	.	.	.	.
			Date Received	20/05/2015	20/05/2015	20/05/2015	20/05/2015	20/05/2015	20/05/2015
			SDG Ref	150520-95	150520-95	150520-95	150520-95	150520-95	150520-95
			Lab Sample No.(s)	11397517	11397522	11397547	11397440	11397445	11397449
			AGS Reference						
Naphthalene-d8 % recovery**	%	TM218		97.3	93.7	96.9	97.1	94.2	94.4
Acenaphthene-d10 % recovery**	%	TM218		96.8	92	94.1	96	92.4	92.7
Phenanthrene-d10 % recovery**	%	TM218		98.6	93.2	93.5	97.3	94.9	94.1
Chrysene-d12 % recovery**	%	TM218		97.6	90.1	93	94.1	98.3	93.7
Perylene-d12 % recovery**	%	TM218		94.7	86.6	96.1	89.9	100	92
Naphthalene	<9 µg/kg	TM218		129 M	21.4 M	114 M	78.4 M	70.4 M	15.5 M
Acenaphthylene	<12 µg/kg	TM218		<12 M	<12 M	<12 M	<12 M	20.1 M	<12 M
Acenaphthene	<8 µg/kg	TM218		93.6 M	<8 M	61.7 M	44.1 M	44.3 M	<8 M
Fluorene	<10 µg/kg	TM218		195 M	<10 M	146 M	88.7 M	113 M	21 M
Phenanthrene	<15 µg/kg	TM218		239 M	79.2 M	221 M	168 M	204 M	107 M
Anthracene	<16 µg/kg	TM218		40.7 M	<16 M	53.2 M	17.8 M	67 M	<16 M
Fluoranthene	<17 µg/kg	TM218		<17 M	<17 M	<17 M	<17 M	81.1 M	39.7 M
Pyrene	<15 µg/kg	TM218		<15 M	<15 M	39.4 M	<15 M	107 M	48.6 M
Benz(a)anthracene	<14 µg/kg	TM218		<14 M	<14 M	<14 M	<14 M	47.7 M	16.1 M
Chrysene	<10 µg/kg	TM218		<10 M	<10 M	17.2 M	<10 M	65.6 M	19.2 M
Benzo(b)fluoranthene	<15 µg/kg	TM218		21.4 M	27.5 M	<15 M	30.9 M	118 M	66.9 M
Benzo(k)fluoranthene	<14 µg/kg	TM218		<14 M	<14 M	<14 M	<14 M	31.7 M	<14 M
Benzo(a)pyrene	<15 µg/kg	TM218		<15 M	<15 M	<15 M	<15 M	87.1 M	24.2 M
Indeno(1,2,3-cd)pyrene	<18 µg/kg	TM218		<18 M	<18 M	<18 M	<18 M	39.1 M	<18 M
Dibenzo(a,h)anthracene	<23 µg/kg	TM218		<23 M	<23 M	<23 M	<23 M	<23 M	<23 M
Benzo(g,h,i)perylene	<24 µg/kg	TM218		<24 M	<24 M	<24 M	<24 M	55.8 M	26.9 M
PAH, Total Detected USEPA 16	<118 µg/kg	TM218		719	128	652	427	1150	385

CERTIFICATE OF ANALYSIS

SDG:	150520-95	**Location:**	Coed Darcy	**Order Number:**	CD1226
Job:	H_ATKINS_LDC-369	**Customer:**	Atkins Global Ltd	**Report Number:**	315819
Client Reference:	Phase 69 Trial Pits	**Attention:**	Jack Lowrie	**Superseded Report:**	

PAH by GCMS

Results Legend	
#	ISO17025 accredited.
M	*m*CERTS accredited.
aq	Aqueous / settled sample.
diss.filt	Dissolved / filtered sample.
tot.unfilt	Total / unfiltered sample.
*	Subcontracted test.
**	% recovery of the surrogate standard to check the efficiency of the method. The results of individual compounds within samples aren't corrected for the recovery
(F)	Trigger breach confirmed
1-5&+§@	Sample deviation (see appendix)

Component	LOD/Units	Method	Customer Sample R	B4	B4	B4	B4	B6	B6
			Depth (m)	0.50	1.50	2.50	3.50	0.50	1.50
			Sample Type	Soil/Solid	Soil/Solid	Soil/Solid	Soil/Solid	Soil/Solid	Soil/Solid
			Date Sampled	18/05/2015	18/05/2015	18/05/2015	18/05/2015	18/05/2015	18/05/2015
			Sample Time	.	.	.	.	.	.
			Date Received	20/05/2015	20/05/2015	20/05/2015	20/05/2015	20/05/2015	20/05/2015
			SDG Ref	150520-95	150520-95	150520-95	150520-95	150520-95	150520-95
			Lab Sample No.(s)	11397472	11397477	11397482	11397490	11397497	11397503
			AGS Reference						
Naphthalene-d8 % recovery**	%	TM218		94.4	89.2	96.5	103	90.8	107
Acenaphthene-d10 % recovery**	%	TM218		95.1	87.2	94.5	103	89.4	110
Phenanthrene-d10 % recovery**	%	TM218		97	88.6	95	103	90.7	117
Chrysene-d12 % recovery**	%	TM218		86.9	93.2	86.1	102	79.9	117
Perylene-d12 % recovery**	%	TM218		93.6	90.8	81.7	106	88.1	117
Naphthalene	<9 µg/kg	TM218		88.5 M	26.2 M	<9 M	10 M	22.4 M	174 M
Acenaphthylene	<12 µg/kg	TM218		38.4 M	<12 M	<12 M	<12 M	<12 M	<12 M
Acenaphthene	<8 µg/kg	TM218		351 M	28.9 M	<8 M	<8 M	<8 M	434 M
Fluorene	<10 µg/kg	TM218		543 M	56.5 M	<10 M	<10 M	<10 M	397 M
Phenanthrene	<15 µg/kg	TM218		860 M	141 M	63 M	73 M	38.1 M	554 M
Anthracene	<16 µg/kg	TM218		403 M	50.8 M	<16 M	<16 M	<16 M	644 M
Fluoranthene	<17 µg/kg	TM218		219 M	43.4 M	<17 M	<17 M	<17 M	277 M
Pyrene	<15 µg/kg	TM218		371 M	47.8 M	<15 M	<15 M	26.5 M	871 M
Benz(a)anthracene	<14 µg/kg	TM218		65 M	<14 M	<14 M	<14 M	<14 M	106 M
Chrysene	<10 µg/kg	TM218		77.5 M	43.3 M	<10 M	28.2 M	<10 M	194 M
Benzo(b)fluoranthene	<15 µg/kg	TM218		76.4 M	32.9 M	20.9 M	36.3 M	22.9 M	156 M
Benzo(k)fluoranthene	<14 µg/kg	TM218		26.2 M	<14 M	<14 M	<14 M	<14 M	36.3 M
Benzo(a)pyrene	<15 µg/kg	TM218		56.6 M	<15 M	<15 M	<15 M	<15 M	66.7 M
Indeno(1,2,3-cd)pyrene	<18 µg/kg	TM218		25.9 M	<18 M	<18 M	<18 M	<18 M	31.9 M
Dibenzo(a,h)anthracene	<23 µg/kg	TM218		<23 M	<23 M	<23 M	<23 M	<23 M	<23 M
Benzo(g,h,i)perylene	<24 µg/kg	TM218		37 M	<24 M	<24 M	<24 M	<24 M	49.5 M
PAH, Total Detected USEPA 16	<118 µg/kg	TM218		3240	471	<118	148	<118	3990

CERTIFICATE OF ANALYSIS

SDG:	150520-95	**Location:**	Coed Darcy	**Order Number:**	CD1226
Job:	H_ATKINS_LDC-369	**Customer:**	Atkins Global Ltd	**Report Number:**	315819
Client Reference:	Phase 69 Trial Pits	**Attention:**	Jack Lowrie	**Superseded Report:**	

PAH by GCMS

Results Legend	
#	ISO17025 accredited.
M	*m*CERTS accredited.
aq	Aqueous / settled sample.
diss.filt	Dissolved / filtered sample.
tot.unfilt	Total / unfiltered sample.
*	Subcontracted test.
**	% recovery of the surrogate standard to check the efficiency of the method. The results of individual compounds within samples aren't corrected for the recovery
(F)	Trigger breach confirmed
1-5&+§@	Sample deviation (see appendix)

Component	LOD/Units	Method	Customer Sample R	B6	B6	B7	B7	B7	B7
			Depth (m)	2.50	3.50	0.60	1.50	2.50	3.50
			Sample Type	Soil/Solid	Soil/Solid	Soil/Solid	Soil/Solid	Soil/Solid	Soil/Solid
			Date Sampled	18/05/2015	18/05/2015	18/05/2015	18/05/2015	18/05/2015	18/05/2015
			Sample Time	.	.	.	.	.	.
			Date Received	20/05/2015	20/05/2015	20/05/2015	20/05/2015	20/05/2015	20/05/2015
			SDG Ref	150520-95	150520-95	150520-95	150520-95	150520-95	150520-95
			Lab Sample No.(s)	11397509	11397513	11397455	11397459	11397464	11397468
			AGS Reference						
Naphthalene-d8 % recovery**	%	TM218		97.6	89.3	92.2	97.6	91.1	100
Acenaphthene-d10 % recovery**	%	TM218		96.4	89	91.5	97.6	90.3	100
Phenanthrene-d10 % recovery**	%	TM218		97.9	90.2	93.3	99	91.9	102
Chrysene-d12 % recovery**	%	TM218		93.8	86.9	82.7	94.6	92.6	104
Perylene-d12 % recovery**	%	TM218		91.1	86.2	90.5	91.5	90.6	105
Naphthalene	<9 µg/kg	TM218		108 M	35 M	398 M	360 M	327 M	460 M
Acenaphthylene	<12 µg/kg	TM218		<12 M	<12 M	33.8 M	<12 M	32.5 M	<12 M
Acenaphthene	<8 µg/kg	TM218		289 M	27.9 M	191 M	476 M	324 M	560 M
Fluorene	<10 µg/kg	TM218		194 M	32.8 M	398 M	762 M	605 M	983 M
Phenanthrene	<15 µg/kg	TM218		244 M	161 M	596 M	1180 M	1050 M	1760 M
Anthracene	<16 µg/kg	TM218		315 M	51.8 M	108 M	275 M	262 M	430 M
Fluoranthene	<17 µg/kg	TM218		98.7 M	69.8 M	25.9 M	71.6 M	59.6 M	150 M
Pyrene	<15 µg/kg	TM218		342 M	111 M	47.6 M	193 M	151 M	483 M
Benz(a)anthracene	<14 µg/kg	TM218		<14 M	30 M	<14 M	<14 M	27.7 M	127 M
Chrysene	<10 µg/kg	TM218		70.4 M	19.9 M	17.1 M	80.3 M	20.7 M	145 M
Benzo(b)fluoranthene	<15 µg/kg	TM218		54.1 M	88.4 M	45.1 M	72.1 M	47.6 M	116 M
Benzo(k)fluoranthene	<14 µg/kg	TM218		<14 M	16.1 M	<14 M	<14 M	<14 M	<14 M
Benzo(a)pyrene	<15 µg/kg	TM218		<15 M	34.1 M	<15 M	<15 M	<15 M	77.3 M
Indeno(1,2,3-cd)pyrene	<18 µg/kg	TM218		<18 M	<18 M	<18 M	<18 M	<18 M	<18 M
Dibenzo(a,h)anthracene	<23 µg/kg	TM218		<23 M	<23 M	<23 M	<23 M	<23 M	<23 M
Benzo(g,h,i)perylene	<24 µg/kg	TM218		<24 M	<24 M	<24 M	<24 M	<24 M	<24 M
PAH, Total Detected USEPA 16	<118 µg/kg	TM218		1710	678	1860	3470	2900	5290

CERTIFICATE OF ANALYSIS

SDG:	150520-95	**Location:**	Coed Darcy	**Order Number:**	CD1226
Job:	H_ATKINS_LDC-369	**Customer:**	Atkins Global Ltd	**Report Number:**	315819
Client Reference:	Phase 69 Trial Pits	**Attention:**	Jack Lowrie	**Superseded Report:**	

TPH CWG (S)

Results Legend

#	ISO17025 accredited.
M	*m*CERTS accredited.
aq	Aqueous / settled sample.
diss.filt	Dissolved / filtered sample.
tot.unfilt	Total / unfiltered sample.
*	Subcontracted test.
**	% recovery of the surrogate standard to check the efficiency of the method. The results of individual compounds within samples aren't corrected for the recovery
(F)	Trigger breach confirmed
1-5&+§@	Sample deviation (see appendix)

Component	LOD/Units	Method	Customer Sample R	A1	A1	A1	A1	A2	A2
			Depth (m)	0.50	1.50	2.50	3.50	0.50	1.50
			Sample Type	Soil/Solid	Soil/Solid	Soil/Solid	Soil/Solid	Soil/Solid	Soil/Solid
			Date Sampled	18/05/2015	18/05/2015	18/05/2015	18/05/2015	18/05/2015	18/05/2015
			Sample Time	.	.	.	.	.	.
			Date Received	20/05/2015	20/05/2015	20/05/2015	20/05/2015	20/05/2015	20/05/2015
			SDG Ref	150520-95	150520-95	150520-95	150520-95	150520-95	150520-95
			Lab Sample No.(s)	11397528	11397532	11397536	11397540	11397436	11397486
			AGS Reference						
GRO Surrogate % recovery**	%	TM089		128 ♦	117 ♦	127 ♦	78 ♦	84 ♦	148 ♦
GRO TOT (Moisture Corrected)	<44 µg/kg	TM089		640000 ♦ M	13500 ♦ M	65300 ♦ M	1180 ♦ M	12100 ♦ M	598000 ♦ M
Methyl tertiary butyl ether (MTBE)	<5 µg/kg	TM089		<50 ♦ M	<20 ♦ M	<20 ♦ M	<20 ♦ M	<20 ♦ M	<50 ♦ M
Benzene	<10 µg/kg	TM089		<100 ♦ M	<40 ♦ M	<40 ♦ M	<40 ♦ M	<40 ♦ M	349 ♦ M
Toluene	<2 µg/kg	TM089		<20 ♦ M	<8 ♦ M	<8 ♦ M	<8 ♦ M	<8 ♦ M	<20 ♦ M
Ethylbenzene	<3 µg/kg	TM089		<30 ♦ M	<12 ♦ M	<12 ♦ M	<12 ♦ M	<12 ♦ M	<30 ♦ M
m,p-Xylene	<6 µg/kg	TM089		<60 ♦ M	<24 ♦ M	<24 ♦ M	<24 ♦ M	<24 ♦ M	<60 ♦ M
o-Xylene	<3 µg/kg	TM089		<30 ♦ M	<12 ♦ M	<12 ♦ M	<12 ♦ M	<12 ♦ M	<30 ♦ M
sum of detected mpo xylene by GC	<9 µg/kg	TM089		<9 ♦	<9 ♦	<9 ♦	<9 ♦	<9 ♦	<9 ♦
sum of detected BTEX by GC	<24 µg/kg	TM089		<24 ♦	<24 ♦	<24 ♦	<24 ♦	<24 ♦	349 ♦
Aliphatics >C5-C6	<10 µg/kg	TM089		<100 ♦	<40 ♦	60.3 ♦	<40 ♦	72.4 ♦	2550 ♦
Aliphatics >C6-C8	<10 µg/kg	TM089		42000 ♦	333 ♦	11300 ♦	103 ♦	1540 ♦	214000 ♦
Aliphatics >C8-C10	<10 µg/kg	TM089		236000 ♦	2480 ♦	20300 ♦	230 ♦	3690 ♦	163000 ♦
Aliphatics >C10-C12	<10 µg/kg	TM089		123000 ♦	5380 ♦	12000 ♦	411 ♦	2570 ♦	65100 ♦
Aliphatics >C12-C16	<100 µg/kg	TM173		509000	61300	35000	25100	37300	530000
Aliphatics >C16-C21	<100 µg/kg	TM173		195000	39000	19900	18100	77000	320000
Aliphatics >C21-C35	<100 µg/kg	TM173		73800	29500	13100	15700	166000	361000
Aliphatics >C35-C44	<100 µg/kg	TM173		6310	4770	4580	<100	58300	76500
Total Aliphatics >C12-C44	<100 µg/kg	TM173		784000	135000	72600	58900	339000	1290000
Aromatics >EC5-EC7	<10 µg/kg	TM089		<100 ♦	<40 ♦	<40 ♦	<40 ♦	<40 ♦	349 ♦
Aromatics >EC7-EC8	<10 µg/kg	TM089		<100 ♦	<40 ♦	<40 ♦	<40 ♦	<40 ♦	<100 ♦
Aromatics >EC8-EC10	<10 µg/kg	TM089		157000 ♦	1650 ♦	13500 ♦	152 ♦	2460 ♦	109000 ♦
Aromatics >EC10-EC12	<10 µg/kg	TM089		81700 ♦	3590 ♦	8010 ♦	274 ♦	1710 ♦	43400 ♦
Aromatics >EC12-EC16	<100 µg/kg	TM173		54700	11900	4270	2300	5490	68700
Aromatics >EC16-EC21	<100 µg/kg	TM173		48900	45100	6560	4890	17100	106000
Aromatics >EC21-EC35	<100 µg/kg	TM173		34000	106000	7550	16500	80200	339000
Aromatics >EC35-EC44	<100 µg/kg	TM173		2780	26900	5630	1060	50200	114000
Aromatics >EC40-EC44	<100 µg/kg	TM173		<100	11100	3030	<100	22000	44100
Total Aromatics >EC12-EC44	<100 µg/kg	TM173		140000	190000	24000	24800	153000	628000
Total Aliphatics & Aromatics >C5-C44	<100 µg/kg	TM173		1560000	338000	162000	84800	504000	2510000

CERTIFICATE OF ANALYSIS

SDG:	150520-95	**Location:**	Coed Darcy	**Order Number:**	CD1226
Job:	H_ATKINS_LDC-369	**Customer:**	Atkins Global Ltd	**Report Number:**	315819
Client Reference:	Phase 69 Trial Pits	**Attention:**	Jack Lowrie	**Superseded Report:**	

TPH CWG (S)

Results Legend	
#	ISO17025 accredited.
M	*m*CERTS accredited.
aq	Aqueous / settled sample.
diss.filt	Dissolved / filtered sample.
tot.unfilt	Total / unfiltered sample.
*	Subcontracted test.
**	% recovery of the surrogate standard to check the efficiency of the method. The results of individual compounds within samples aren't corrected for the recovery
(F)	Trigger breach confirmed
1-5&+§@	Sample deviation (see appendix)

Component	LOD/Units	Method	Customer Sample R	A2	A2	A3	A3	A3	A3
			Depth (m)	2.50	3.50	0.50	1.50	2.50	3.50
			Sample Type	Soil/Solid	Soil/Solid	Soil/Solid	Soil/Solid	Soil/Solid	Soil/Solid
			Date Sampled	18/05/2015	18/05/2015	18/05/2015	18/05/2015	18/05/2015	18/05/2015
			Sample Time	.	.	.	.	.	.
			Date Received	20/05/2015	20/05/2015	20/05/2015	20/05/2015	20/05/2015	20/05/2015
			SDG Ref	150520-95	150520-95	150520-95	150520-95	150520-95	150520-95
			Lab Sample No.(s)	11397517	11397522	11397547	11397440	11397445	11397449
			AGS Reference						
GRO Surrogate % recovery**	%	TM089		196 ♦	102 ♦	162 ♦	90 ♦	101 ♦	104 ♦
GRO TOT (Moisture Corrected)	<44 µg/kg	TM089		1090000 ♦ M	457 ♦ M	918000 ♦ M	501 ♦ M	44400 ♦ M	6600 ♦ M
Methyl tertiary butyl ether (MTBE)	<5 µg/kg	TM089		<50 ♦ M	<5 ♦ M	<50 ♦ M	<5 ♦ M	<20 ♦ M	<20 ♦ M
Benzene	<10 µg/kg	TM089		550 ♦ M	<10 ♦ M	608 ♦ M	<10 ♦ M	<40 ♦ M	<40 ♦ M
Toluene	<2 µg/kg	TM089		<20 ♦ M	<2 ♦ M	<20 ♦ M	<2 ♦ M	<8 ♦ M	<8 ♦ M
Ethylbenzene	<3 µg/kg	TM089		<30 ♦ M	<3 ♦ M	<30 ♦ M	<3 ♦ M	<12 ♦ M	<12 ♦ M
m,p-Xylene	<6 µg/kg	TM089		<60 ♦ M	<6 ♦ M	<60 ♦ M	<6 ♦ M	<24 ♦ M	<24 ♦ M
o-Xylene	<3 µg/kg	TM089		<30 ♦ M	<3 ♦ M	<30 ♦ M	<3 ♦ M	<12 ♦ M	<12 ♦ M
sum of detected mpo xylene by GC	<9 µg/kg	TM089		<9 ♦	<9 ♦	<9 ♦	<9 ♦	<9 ♦	<9 ♦
sum of detected BTEX by GC	<24 µg/kg	TM089		550 ♦	<24 ♦	608 ♦	<24 ♦	<24 ♦	<24 ♦
Aliphatics >C5-C6	<10 µg/kg	TM089		7140 ♦	<10 ♦	15300 ♦	<10 ♦	61 ♦	<40 ♦
Aliphatics >C6-C8	<10 µg/kg	TM089		298000 ♦	39.2 ♦	297000 ♦	93.2 ♦	6690 ♦	154 ♦
Aliphatics >C8-C10	<10 µg/kg	TM089		315000 ♦	85.1 ♦	209000 ♦	85.5 ♦	11200 ♦	854 ♦
Aliphatics >C10-C12	<10 µg/kg	TM089		155000 ♦	164 ♦	154000 ♦	153 ♦	11400 ♦	2990 ♦
Aliphatics >C12-C16	<100 µg/kg	TM173		135000	9250	304000	4740	219000	17500
Aliphatics >C16-C21	<100 µg/kg	TM173		58200	6120	141000	3780	149000	23700
Aliphatics >C21-C35	<100 µg/kg	TM173		22300	<100	98500	1030	158000	35100
Aliphatics >C35-C44	<100 µg/kg	TM173		2080	<100	17400	<100	36600	11200
Total Aliphatics >C12-C44	<100 µg/kg	TM173		218000	15400	560000	9550	562000	87400
Aromatics >EC5-EC7	<10 µg/kg	TM089		550 ♦	<10 ♦	608 ♦	<10 ♦	<40 ♦	<40 ♦
Aromatics >EC7-EC8	<10 µg/kg	TM089		<100 ♦	<10 ♦	<100 ♦	<10 ♦	<40 ♦	<40 ♦
Aromatics >EC8-EC10	<10 µg/kg	TM089		210000 ♦	57.1 ♦	139000 ♦	56.6 ♦	7490 ♦	569 ♦
Aromatics >EC10-EC12	<10 µg/kg	TM089		103000 ♦	109 ♦	103000 ♦	102 ♦	7570 ♦	2000 ♦
Aromatics >EC12-EC16	<100 µg/kg	TM173		45200	2120	108000	4590	22500	6570
Aromatics >EC16-EC21	<100 µg/kg	TM173		28000	1840	89000	2860	36000	16600
Aromatics >EC21-EC35	<100 µg/kg	TM173		36400	4760	141000	4200	83000	53300
Aromatics >EC35-EC44	<100 µg/kg	TM173		6620	1670	37600	431	38400	18800
Aromatics >EC40-EC44	<100 µg/kg	TM173		3080	935	15400	<100	16300	8180
Total Aromatics >EC12-EC44	<100 µg/kg	TM173		116000	10400	375000	12100	180000	95200
Total Aliphatics & Aromatics >C5-C44	<100 µg/kg	TM173		1420000	26200	1850000	22100	787000	189000

CERTIFICATE OF ANALYSIS

SDG:	150520-95	**Location:**	Coed Darcy	**Order Number:**	CD1226
Job:	H_ATKINS_LDC-369	**Customer:**	Atkins Global Ltd	**Report Number:**	315819
Client Reference:	Phase 69 Trial Pits	**Attention:**	Jack Lowrie	**Superseded Report:**	

TPH CWG (S)

Results Legend

#	ISO17025 accredited.
M	*m*CERTS accredited.
aq	Aqueous / settled sample.
diss.filt	Dissolved / filtered sample.
tot.unfilt	Total / unfiltered sample.
*	Subcontracted test.
**	% recovery of the surrogate standard to check the efficiency of the method. The results of individual compounds within samples aren't corrected for the recovery
(F)	Trigger breach confirmed
1-5&+§@	Sample deviation (see appendix)

Component	LOD/Units	Method	Customer Sample R	B4	B4	B4	B4	B6	B6
			Depth (m)	0.50	1.50	2.50	3.50	0.50	1.50
			Sample Type	Soil/Solid	Soil/Solid	Soil/Solid	Soil/Solid	Soil/Solid	Soil/Solid
			Date Sampled	18/05/2015	18/05/2015	18/05/2015	18/05/2015	18/05/2015	18/05/2015
			Sample Time	.	.	.	.	.	.
			Date Received	20/05/2015	20/05/2015	20/05/2015	20/05/2015	20/05/2015	20/05/2015
			SDG Ref	150520-95	150520-95	150520-95	150520-95	150520-95	150520-95
			Lab Sample No.(s)	11397472	11397477	11397482	11397490	11397497	11397503
			AGS Reference						
GRO Surrogate % recovery**	%	TM089		72 ♦	103 ♦	97 ♦	102 ♦	80 ♦	111 ♦
GRO TOT (Moisture Corrected)	<44 µg/kg	TM089		15800 ♦ M	4840 ♦ M	262 ♦ M	301 ♦ M	424 ♦ M	12200 ♦ M
Methyl tertiary butyl ether (MTBE)	<5 µg/kg	TM089		<5 ♦ M	<20 ♦ M	<20 ♦ M	<5 ♦ M	<5 ♦ M	<20 ♦ M
Benzene	<10 µg/kg	TM089		<10 ♦ M	<40 ♦ M	<40 ♦ M	<10 ♦ M	<10 ♦ M	<40 ♦ M
Toluene	<2 µg/kg	TM089		<2 ♦ M	<8 ♦ M	<8 ♦ M	<2 ♦ M	<2 ♦ M	<8 ♦ M
Ethylbenzene	<3 µg/kg	TM089		<3 ♦ M	<12 ♦ M	<12 ♦ M	<3 ♦ M	<3 ♦ M	<12 ♦ M
m,p-Xylene	<6 µg/kg	TM089		<6 ♦ M	<24 ♦ M	<24 ♦ M	<6 ♦ M	<6 ♦ M	<24 ♦ M
o-Xylene	<3 µg/kg	TM089		<3 ♦ M	<12 ♦ M	<12 ♦ M	<3 ♦ M	<3 ♦ M	<12 ♦ M
sum of detected mpo xylene by GC	<9 µg/kg	TM089		<9 ♦	<9 ♦	<9 ♦	<9 ♦	<9 ♦	<9 ♦
sum of detected BTEX by GC	<24 µg/kg	TM089		<24 ♦	<24 ♦	<24 ♦	<24 ♦	<24 ♦	<24 ♦
Aliphatics >C5-C6	<10 µg/kg	TM089		<10 ♦	<40 ♦	<40 ♦	<10 ♦	<10 ♦	<40 ♦
Aliphatics >C6-C8	<10 µg/kg	TM089		190 ♦	92.7 ♦	41.8 ♦	31.9 ♦	29.1 ♦	500 ♦
Aliphatics >C8-C10	<10 µg/kg	TM089		2610 ♦	616 ♦	<40 ♦	55 ♦	111 ♦	1790 ♦
Aliphatics >C10-C12	<10 µg/kg	TM089		6750 ♦	2230 ♦	90.5 ♦	103 ♦	124 ♦	5230 ♦
Aliphatics >C12-C16	<100 µg/kg	TM173		346000	142000	<100	970	19100	249000
Aliphatics >C16-C21	<100 µg/kg	TM173		451000	179000	<100	1530	33500	258000
Aliphatics >C21-C35	<100 µg/kg	TM173		103000	38700	<100	10100	75600	213000
Aliphatics >C35-C44	<100 µg/kg	TM173		<100	<100	<100	33000	21500	40400
Total Aliphatics >C12-C44	<100 µg/kg	TM173		900000	360000	<100	45600	150000	760000
Aromatics >EC5-EC7	<10 µg/kg	TM089		<10 ♦	<40 ♦	<40 ♦	<10 ♦	<10 ♦	<40 ♦
Aromatics >EC7-EC8	<10 µg/kg	TM089		<10 ♦	<40 ♦	<40 ♦	<10 ♦	<10 ♦	<40 ♦
Aromatics >EC8-EC10	<10 µg/kg	TM089		1740 ♦	411 ♦	<40 ♦	36.3 ♦	73.9 ♦	1190 ♦
Aromatics >EC10-EC12	<10 µg/kg	TM089		4500 ♦	1480 ♦	60.3 ♦	69.3 ♦	82.9 ♦	3490 ♦
Aromatics >EC12-EC16	<100 µg/kg	TM173		101000	10900	1090	1800	4430	62200
Aromatics >EC16-EC21	<100 µg/kg	TM173		169000	30800	1010	1940	13100	199000
Aromatics >EC21-EC35	<100 µg/kg	TM173		51600	8840	2210	1640	41600	196000
Aromatics >EC35-EC44	<100 µg/kg	TM173		6620	616	<100	<100	17800	47500
Aromatics >EC40-EC44	<100 µg/kg	TM173		3440	<100	<100	<100	7130	17200
Total Aromatics >EC12-EC44	<100 µg/kg	TM173		329000	51200	4310	5380	76900	506000
Total Aliphatics & Aromatics >C5-C44	<100 µg/kg	TM173		1240000	416000	4570	51300	227000	1280000

CERTIFICATE OF ANALYSIS

SDG:	150520-95	**Location:**	Coed Darcy	**Order Number:**	CD1226
Job:	H_ATKINS_LDC-369	**Customer:**	Atkins Global Ltd	**Report Number:**	315819
Client Reference:	Phase 69 Trial Pits	**Attention:**	Jack Lowrie	**Superseded Report:**	

TPH CWG (S)

Results Legend	
#	ISO17025 accredited.
M	*m*CERTS accredited.
aq	Aqueous / settled sample.
diss.filt	Dissolved / filtered sample.
tot.unfilt	Total / unfiltered sample.
*	Subcontracted test.
**	% recovery of the surrogate standard to check the efficiency of the method. The results of individual compounds within samples aren't corrected for the recovery
(F)	Trigger breach confirmed
1-5&+§@	Sample deviation (see appendix)

Component	LOD/Units	Method	Customer Sample R	B6	B6	B7	B7	B7	B7
			Depth (m)	2.50	3.50	0.60	1.50	2.50	3.50
			Sample Type	Soil/Solid	Soil/Solid	Soil/Solid	Soil/Solid	Soil/Solid	Soil/Solid
			Date Sampled	18/05/2015	18/05/2015	18/05/2015	18/05/2015	18/05/2015	18/05/2015
			Sample Time	.	.	.	.	.	.
			Date Received	20/05/2015	20/05/2015	20/05/2015	20/05/2015	20/05/2015	20/05/2015
			SDG Ref	150520-95	150520-95	150520-95	150520-95	150520-95	150520-95
			Lab Sample No.(s)	11397509	11397513	11397455	11397459	11397464	11397468
			AGS Reference						
GRO Surrogate % recovery**	%	TM089		99 ♦	78 ♦	96 ♦	101 ♦	99 ♦	117 ♦
GRO TOT (Moisture Corrected)	<44 µg/kg	TM089		1630 ♦ M	1130 ♦ M	293000 ♦ M	47000 ♦ M	403000 ♦ M	113000 ♦ M
Methyl tertiary butyl ether (MTBE)	<5 µg/kg	TM089		<20 ♦ M	<20 ♦ M	<100 ♦ M	<20 ♦ M	<100 ♦ M	<20 ♦ M
Benzene	<10 µg/kg	TM089		<40 ♦ M	<40 ♦ M	<200 ♦ M	<40 ♦ M	<200 ♦ M	<40 ♦ M
Toluene	<2 µg/kg	TM089		<8 ♦ M	<8 ♦ M	<40 ♦ M	<8 ♦ M	<40 ♦ M	<8 ♦ M
Ethylbenzene	<3 µg/kg	TM089		<12 ♦ M	<12 ♦ M	<60 ♦ M	<12 ♦ M	<60 ♦ M	<12 ♦ M
m,p-Xylene	<6 µg/kg	TM089		<24 ♦ M	<24 ♦ M	<120 ♦ M	<24 ♦ M	<120 ♦ M	<24 ♦ M
o-Xylene	<3 µg/kg	TM089		<12 ♦ M	<12 ♦ M	<60 ♦ M	<12 ♦ M	<60 ♦ M	<12 ♦ M
sum of detected mpo xylene by GC	<9 µg/kg	TM089		<9 ♦	<9 ♦	<9 ♦	<9 ♦	<9 ♦	<9 ♦
sum of detected BTEX by GC	<24 µg/kg	TM089		<24 ♦	<24 ♦	<24 ♦	<24 ♦	<24 ♦	<24 ♦
Aliphatics >C5-C6	<10 µg/kg	TM089		<40 ♦	<40 ♦	<200 ♦	171 ♦	693 ♦	230 ♦
Aliphatics >C6-C8	<10 µg/kg	TM089		45.2 ♦	69 ♦	5080 ♦	3880 ♦	32900 ♦	14200 ♦
Aliphatics >C8-C10	<10 µg/kg	TM089		99.4 ♦	94.2 ♦	43700 ♦	9790 ♦	90900 ♦	30200 ♦
Aliphatics >C10-C12	<10 µg/kg	TM089		846 ♦	523 ♦	129000 ♦	16000 ♦	131000 ♦	29200 ♦
Aliphatics >C12-C16	<100 µg/kg	TM173		96700	17400	512000	351000	383000	408000
Aliphatics >C16-C21	<100 µg/kg	TM173		105000	27900	278000	246000	280000	339000
Aliphatics >C21-C35	<100 µg/kg	TM173		73600	28100	<100	68000	75300	102000
Aliphatics >C35-C44	<100 µg/kg	TM173		9070	5700	4380	2700	2810	5580
Total Aliphatics >C12-C44	<100 µg/kg	TM173		284000	79100	794000	668000	740000	855000
Aromatics >EC5-EC7	<10 µg/kg	TM089		<40 ♦	<40 ♦	<200 ♦	<40 ♦	<200 ♦	43.7 ♦
Aromatics >EC7-EC8	<10 µg/kg	TM089		<40 ♦	<40 ♦	<200 ♦	<40 ♦	<200 ♦	<40 ♦
Aromatics >EC8-EC10	<10 µg/kg	TM089		66.7 ♦	69 ♦	29100 ♦	6530 ♦	60600 ♦	20200 ♦
Aromatics >EC10-EC12	<10 µg/kg	TM089		564 ♦	349 ♦	85900 ♦	10600 ♦	87300 ♦	19400 ♦
Aromatics >EC12-EC16	<100 µg/kg	TM173		33200	6140	69700	117000	107000	148000
Aromatics >EC16-EC21	<100 µg/kg	TM173		97300	22100	61000	112000	123000	180000
Aromatics >EC21-EC35	<100 µg/kg	TM173		81600	27500	39400	62100	62800	109000
Aromatics >EC35-EC44	<100 µg/kg	TM173		17000	8190	9150	11700	11200	25300
Aromatics >EC40-EC44	<100 µg/kg	TM173		6180	3400	3930	4590	4340	10400
Total Aromatics >EC12-EC44	<100 µg/kg	TM173		229000	63900	179000	303000	304000	462000
Total Aliphatics & Aromatics >C5-C44	<100 µg/kg	TM173		515000	144000	1270000	1020000	1450000	1430000

CERTIFICATE OF ANALYSIS

SDG:	150520-95	**Location:**	Coed Darcy	**Order Number:**	CD1226
Job:	H_ATKINS_LDC-369	**Customer:**	Atkins Global Ltd	**Report Number:**	315819
Client Reference:	Phase 69 Trial Pits	**Attention:**	Jack Lowrie	**Superseded Report:**	

Asbestos Identification - Solid Samples

		Date of Analysis	Analysed By	Comments	Amosite (Brown) Asbestos	Chrysotile (White) Asbestos	Crocidolite (Blue) Asbestos	Fibrous Actinolite	Fibrous Anthophyllite	Fibrous Tremolite	Non-Asbestos Fibre
Cust. Sample Ref. Depth (m) Sample Type Date Sampled Date Receieved SDG Original Sample Method Number	A1 0.50 SOLID 18/05/2015 00:00:00 21/05/2015 13:00:32 150520-95 11397528 TM048	22/5/15	Kevin Gill	-	Not Detected (#)	Not Detected (#)	Not Detected (#)	Not Detected (#)	Not Detected (#)	Not Detected (#)	Not Detected
Cust. Sample Ref. Depth (m) Sample Type Date Sampled Date Receieved SDG Original Sample Method Number	A2 0.50 SOLID 18/05/2015 00:00:00 21/05/2015 13:03:10 150520-95 11397436 TM048	22/5/15	Kevin Gill	Soil containing ACM debris	Not Detected (#)	Trace (#)	Not Detected (#)	Not Detected (#)	Not Detected (#)	Not Detected (#)	Not Detected
Cust. Sample Ref. Depth (m) Sample Type Date Sampled Date Receieved SDG Original Sample Method Number	A3 0.50 SOLID 18/05/2015 00:00:00 22/05/2015 12:23:49 150520-95 11397547 TM048	27/5/15	Kevin Gill	-	Not Detected (#)	Not Detected (#)	Not Detected (#)	Not Detected (#)	Not Detected (#)	Not Detected (#)	Not Detected
Cust. Sample Ref. Depth (m) Sample Type Date Sampled Date Receieved SDG Original Sample Method Number	B4 0.50 SOLID 18/05/2015 00:00:00 22/05/2015 08:42:29 150520-95 11397472 TM048	27/5/15	Kevin Gill	Loose fibres in soil	Trace (#)	Not Detected (#)	Not Detected (#)	Not Detected (#)	Not Detected (#)	Not Detected (#)	Not Detected
Cust. Sample Ref. Depth (m) Sample Type Date Sampled Date Receieved SDG Original Sample Method Number	B6 0.50 SOLID 18/05/2015 00:00:00 22/05/2015 08:36:51 150520-95 11397497 TM048	27/5/15	Kevin Gill	-	Not Detected (#)	Not Detected (#)	Not Detected (#)	Not Detected (#)	Not Detected (#)	Not Detected (#)	Not Detected

CERTIFICATE OF ANALYSIS

SDG:	150520-95	**Location:**	Coed Darcy	**Order Number:**	CD1226
Job:	H_ATKINS_LDC-369	**Customer:**	Atkins Global Ltd	**Report Number:**	315819
Client Reference:	Phase 69 Trial Pits	**Attention:**	Jack Lowrie	**Superseded Report:**	

		Date of Analysis	Analysed By	Comments	Amosite (Brown) Asbestos	Chrysotile (White) Asbestos	Crocidolite (Blue) Asbestos	Fibrous Actinolite	Fibrous Anthophyllite	Fibrous Tremolite	Non-Asbestos Fibre
Cust. Sample Ref. Depth (m) Sample Type Date Sampled Date Receieved SDG Original Sample Method Number	B7 0.60 SOLID 18/05/2015 00:00:00 22/05/2015 08:39:23 150520-95 11397455 TM048	27/5/15	Kevin Gill	-	Not Detected (#)	Not Detected (#)	Not Detected (#)	Not Detected (#)	Not Detected (#)	Not Detected (#)	Not Detected

CERTIFICATE OF ANALYSIS

SDG:	150520-95	**Location:**	Coed Darcy	**Order Number:**	CD1226
Job:	H_ATKINS_LDC-369	**Customer:**	Atkins Global Ltd	**Report Number:**	315819
Client Reference:	Phase 69 Trial Pits	**Attention:**	Jack Lowrie	**Superseded Report:**	

Table of Results - Appendix

Method No	Reference	Description	Wet/Dry Sample [1]	Surrogate Corrected
ASB_PREP				
PM001		Preparation of Samples for Metals Analysis		
PM024	Modified BS 1377	Soil preparation including homogenisation, moisture screens of soils for Asbestos Containing Material		
TM048	HSG 248, Asbestos: The analysts' guide for sampling, analysis and clearance procedures	Identification of Asbestos in Bulk Material		
TM089	Modified: US EPA Methods 8020 & 602	Determination of Gasoline Range Hydrocarbons (GRO) and BTEX (MTBE) compounds by Headspace GC-FID (C4-C12)		
TM132	In - house Method	ELTRA CS800 Operators Guide		
TM133	BS 1377: Part 3 1990;BS 6068-2.5	Determination of pH in Soil and Water using the GLpH pH Meter		
TM173	Analysis of Petroleum Hydrocarbons in Environmental Media – Total Petroleum Hydrocarbon Criteria	Determination of Speciated Extractable Petroleum Hydrocarbons in Soils by GC-FID		
TM181	US EPA Method 6010B	Determination of Routine Metals in Soil by iCap 6500 Duo ICP-OES		
TM218	Microwave extraction – EPA method 3546	Microwave extraction - EPA method 3546		

[1] Applies to Solid samples only. DRY indicates samples have been dried at 35°C. NA = not applicable.

CERTIFICATE OF ANALYSIS

SDG:	150520-95	**Location:**	Coed Darcy	**Order Number:**	CD1226
Job:	H_ATKINS_LDC-369	**Customer:**	Atkins Global Ltd	**Report Number:**	315819
Client Reference:	Phase 69 Trial Pits	**Attention:**	Jack Lowrie	**Superseded Report:**	

Test Completion Dates

Lab Sample No(s)	11397528	11397532	11397536	11397540	11397436	11397486	11397517	11397522	11397440	11397445
Customer Sample Ref.	A1	A1	A1	A1	A2	A2	A2	A2	A3	A3
AGS Ref.										
Depth	0.50	1.50	2.50	3.50	0.50	1.50	2.50	3.50	1.50	2.50
Type	SOLID	SOLID	SOLID	SOLID	SOLID	SOLID	SOLID	SOLID	SOLID	SOLID
Asbestos ID in Solid Samples	26-May-2015				26-May-2015					
EPH CWG (Aliphatic) GC (S)	01-Jun-2015	29-May-2015	01-Jun-2015	01-Jun-2015	01-Jun-2015	29-May-2015	29-May-2015	29-May-2015	29-May-2015	01-Jun-2015
EPH CWG (Aromatic) GC (S)	01-Jun-2015	29-May-2015	01-Jun-2015	01-Jun-2015	01-Jun-2015	29-May-2015	29-May-2015	29-May-2015	29-May-2015	01-Jun-2015
GRO by GC-FID (S)	05-Jun-2015	04-Jun-2015	04-Jun-2015	03-Jun-2015	04-Jun-2015	05-Jun-2015	05-Jun-2015	05-Jun-2015	05-Jun-2015	04-Jun-2015
Metals in solid samples by OES	28-May-2015	26-May-2015	26-May-2015	26-May-2015	01-Jun-2015	26-May-2015	26-May-2015	26-May-2015	26-May-2015	26-May-2015
PAH by GCMS	28-May-2015	23-May-2015	23-May-2015	23-May-2015	28-May-2015	22-May-2015	23-May-2015	23-May-2015	23-May-2015	23-May-2015
pH	03-Jun-2015	02-Jun-2015	03-Jun-2015	03-Jun-2015	02-Jun-2015	03-Jun-2015	03-Jun-2015	02-Jun-2015	02-Jun-2015	02-Jun-2015
Sample description	22-May-2015	21-May-2015	21-May-2015	21-May-2015	22-May-2015	20-May-2015	21-May-2015	21-May-2015	21-May-2015	21-May-2015
Total Organic Carbon	03-Jun-2015			29-May-2015	03-Jun-2015					
TPH CWG GC (S)	05-Jun-2015	04-Jun-2015	04-Jun-2015	03-Jun-2015	04-Jun-2015	05-Jun-2015	05-Jun-2015	05-Jun-2015	05-Jun-2015	04-Jun-2015

Lab Sample No(s)	11397449	11397547	11397472	11397477	11397482	11397490	11397497	11397503	11397509	11397513
Customer Sample Ref.	A3	A3	B4	B4	B4	B4	B6	B6	B6	B6
AGS Ref.										
Depth	3.50	0.50	0.50	1.50	2.50	3.50	0.50	1.50	2.50	3.50
Type	SOLID	SOLID	SOLID	SOLID	SOLID	SOLID	SOLID	SOLID	SOLID	SOLID
Asbestos ID in Solid Samples		27-May-2015	27-May-2015				27-May-2015			
EPH CWG (Aliphatic) GC (S)	29-May-2015	29-May-2015	29-May-2015	01-Jun-2015	29-May-2015	29-May-2015	29-May-2015	29-May-2015	29-May-2015	29-May-2015
EPH CWG (Aromatic) GC (S)	29-May-2015	29-May-2015	29-May-2015	01-Jun-2015	29-May-2015	29-May-2015	29-May-2015	29-May-2015	29-May-2015	29-May-2015
GRO by GC-FID (S)	04-Jun-2015	05-Jun-2015	04-Jun-2015	03-Jun-2015	03-Jun-2015	04-Jun-2015	04-Jun-2015	03-Jun-2015	03-Jun-2015	03-Jun-2015
Metals in solid samples by OES	26-May-2015	28-May-2015	01-Jun-2015	26-May-2015	26-May-2015	26-May-2015	01-Jun-2015	26-May-2015	26-May-2015	26-May-2015
PAH by GCMS	23-May-2015	28-May-2015	01-Jun-2015	28-May-2015	23-May-2015	22-May-2015	27-May-2015	22-May-2015	22-May-2015	23-May-2015
pH	02-Jun-2015	03-Jun-2015	02-Jun-2015	02-Jun-2015	02-Jun-2015	02-Jun-2015	03-Jun-2015	02-Jun-2015	02-Jun-2015	02-Jun-2015
Sample description	21-May-2015	22-May-2015	21-May-2015	21-May-2015	21-May-2015	21-May-2015	21-May-2015	21-May-2015	21-May-2015	21-May-2015
Total Organic Carbon							02-Jun-2015			
TPH CWG GC (S)	04-Jun-2015	05-Jun-2015	04-Jun-2015	03-Jun-2015	03-Jun-2015	04-Jun-2015	04-Jun-2015	03-Jun-2015	03-Jun-2015	03-Jun-2015

Lab Sample No(s)	11397455	11397459	11397464	11397468
Customer Sample Ref.	B7	B7	B7	B7
AGS Ref.				
Depth	0.60	1.50	2.50	3.50
Type	SOLID	SOLID	SOLID	SOLID
Asbestos ID in Solid Samples	27-May-2015			
EPH CWG (Aliphatic) GC (S)	01-Jun-2015	29-May-2015	29-May-2015	29-May-2015
EPH CWG (Aromatic) GC (S)	01-Jun-2015	29-May-2015	29-May-2015	29-May-2015
GRO by GC-FID (S)	05-Jun-2015	03-Jun-2015	05-Jun-2015	03-Jun-2015
Metals in solid samples by OES	28-May-2015	26-May-2015	26-May-2015	26-May-2015
PAH by GCMS	27-May-2015	22-May-2015	23-May-2015	22-May-2015
pH	03-Jun-2015	02-Jun-2015	02-Jun-2015	02-Jun-2015
Sample description	21-May-2015	21-May-2015	21-May-2015	21-May-2015
Total Organic Carbon		29-May-2015		
TPH CWG GC (S)	05-Jun-2015	03-Jun-2015	05-Jun-2015	03-Jun-2015

SDG:	150520-95	**Location:**	Coed Darcy	**Order Number:**	CD1226
Job:	H_ATKINS_LDC-369	**Customer:**	Atkins Global Ltd	**Report Number:**	315819
Client Reference:	Phase 69 Trial Pits	**Attention:**	Jack Lowrie	**Superseded Report:**	

Appendix

General

1. Results are expressed on a dry weight basis (dried at 35ºC) for all soil analyses except for the following: NRA and CEN Leach tests, flash point LOI, pH, ammonium as NH4 by the BRE method, VOC TICS and SVOC TICS.

2. Samples will be run in duplicate upon request, but an additional charge may be incurred.

3. If sufficient sample is received a sub sample will be retained free of charge for 30 days after analysis is completed (e-mailed) for all sample types unless the sample is destroyed on testing. The prepared soil sub sample that is analysed for asbestos will be retained for a period of 6 months after the analysis date. All bulk samples will be retained for a period of 6 months after the analysis date. All samples received and not scheduled will be disposed of one month after the date of receipt unless we are instructed to the contrary. Once the initial period has expired, a storage charge will be applied for each month or part thereof until the client cancels the request for sample storage. ALcontrol Laboratories reserve the right to charge for samples received and stored but not analysed.

4. With respect to turnaround, we will always endeavour to meet client requirements wherever possible, but turnaround times cannot be absolutely guaranteed due to so many variables beyond our control.

5. We take responsibility for any test performed by sub-contractors (marked with an asterisk). We endeavour to use UKAS/MCERTS Accredited Laboratories, who either complete a quality questionnaire or are audited by ourselves. For some determinands there are no UKAS/MCERTS Accredited Laboratories, in this instance a laboratory with a known track record will be utilised.

6. When requested, the individual sub sample scheduled will be analysed in house for the presence of asbestos fibres and asbestos containing material by our documented in house method TM048 based on HSG 248 (2005), which is accredited to ISO17025. If a specific asbestos fibre type is not found this will be reported as “Not detected”. If no asbestos fibre types are found all will be reported as “Not detected” and the sub sample analysed deemed to be clear of asbestos. If an asbestos fibre type is found it will be reported as detected (for each fibre type found). Testing can be carried out on asbestos positive samples, but, due to Health and Safety considerations, may be replaced by alternative tests or reported as No Determination Possible. The quantity of asbestos present is not determined unless specifically requested.

7. If no separate volatile sample is supplied by the client, or if a headspace or sediment is present in the volatile sample, the integrity of the data may be compromised. This will be flagged up as an invalid VOC on the test schedule and the result marked as deviating on the test certificate.

8. If appropriate preserved bottles are not received preservation will take place on receipt. However, the integrity of the data may be compromised.

9. NDP -No determination possible due to insufficient/unsuitable sample.

10. Metals in water are performed on a filtered sample, and therefore represent dissolved metals -total metals must be requested separately.

11. Results relate only to the items tested.

12. LODs for wet tests reported on a dry weight basis are not corrected for moisture content.

13. **Surrogate recoveries** - Surrogates are added to your sample to monitor recovery of the test requested. A % recovery is reported, results are not corrected for the recovery measured. Typical recoveries for organics tests are 70-130%, they are generally wider for volatiles analysis, 50-150%. Recoveries in soils are affected by organic rich or clay rich matrices. Waters can be affected by remediation fluids or high amounts of sediment. Test results are only ever reported if all of the associated quality checks pass; it is assumed that all recoveries outside of the values above are due to matrix affect.

14. **Product analyses** -Organic analyses on products can only be semi-quantitative due to the matrix effects and high dilution factors employed.

15. Phenols monohydric by HPLC include phenol, cresols (2-Methylphenol, 3-Methylphenol and 4-Methylphenol) and Xylenols (2,3 Dimethylphenol, 2,4 Dimethylphenol, 2,5 Dimethylphenol, 2,6 Dimethylphenol, 3,4 Dimethyphenol, 3,5 Dimethylphenol).

16. Total of 5 speciated phenols by HPLC includes Phenol, 2,3,5-Trimethyl Phenol, 2-Isopropylphenol, Cresols and Xylenols (as detailed in 15).

17. Stones/debris are not routinely removed. We always endeavour to take a representative sub sample from the received sample.

18. In certain circumstances the method detection limit may be elevated due to the sample being outside the calibration range. Other factors that may contribute to this include possible interferences. In both cases the sample would be diluted which would cause the method detection limit to be raised.

19. Mercury results quoted on soils will not include volatile mercury as the analysis is performed on a dried and crushed sample.

20. For the BSEN 12457-3 two batch process to allow the cumulative release to be calculated, the volume of the leachate produced is measured and filtered for all tests. We therefore cannot carry out any unfiltered analysis. The tests affected include volatiles GCFID/GCMS and all subcontracted analysis.

21. For all leachate preparations (NRA, DIN, TCLP, BSEN 12457-1, 2, 3) volatile loss may occur, as we do not employ zero headspace extraction.

22. We are accredited to MCERTS for sand, clay and loam/topsoil, or any of these materials - whether these are derived from naturally occurring soil profiles, or from fill/made ground, as long as these materials constitute the major part of the sample. Other coarse granular material such as concrete, gravel and brick are not accredited if they comprise the major part of the sample.

23. Analysis and identification of specific compounds using GCFID is by retention time only, and we routinely calibrate and quantify for benzene, toluene, ethylbenzenes and xylenes (BTEX). For total volatiles in the C5-C12 range, the total area of the chromatogram is integrated and expressed as ug/kg or ug/l. Although this analysis is commonly used for the quantification of gasoline range organics (GRO), the system will also detect other compounds such as chlorinated solvents, and this may lead to a falsely high result with respect to hydrocarbons only. It is not possible to specifically identify these non-hydrocarbons, as standards are not routinely run for any other compounds, and for more definitive identification, volatiles by GCMS should be utilised.

Sample Deviations

1	Container with Headspace provided for volatiles analysis
2	Incorrect container received
3	Deviation from method
4	Holding time exceeded before sample received
5	Samples exceeded holding time before presevation was performed
§	Sampled on date not provided
♦	Sample holding time exceeded in laboratory
@	Sample holding time exceeded due to sampled on date
&	Sample Holding Time exceeded - Late arrival of instructions.

Asbestos

Identification of Asbestos in Bulk Materials & Soils

The results for identification of asbestos in bulk materials are obtained from supplied bulk materials which have been examined to determine the presence of asbestos fibres using Alcontrol Laboratories (Hawarden) in-house method of transmitted/polarised light microscopy and central stop dispersion staining, based on HSG 248 (2005).

The results for identification of asbestos in soils are obtained from a homogenised sub sample which has been examined to determine the presence of asbestos fibres using Alcontrol Laboratories (Hawarden) in-house method of transmitted/polarised light microscopy and central stop dispersion staining, based on HSG 248 (2005).

Asbestos Type	Common Name
Chrysotile	White Asbestos
Amosite	Brown Asbestos
Crocidolite	Blue Asbestos
Fibrous Actinolite	-
Fibrous Anthophyllite	-
Fibrous Tremolite	-

Visual Estimation Of Fibre Content

Estimation of fibre content is not permitted as part of our UKAS accredited test other than: - Trace - Where only one or two asbestos fibres were identified.

Further guidance on typical asbestos fibre content of manufactured products can be found in HSG 264.

The identification of asbestos containing materials and soils falls within our schedule of tests for which we hold UKAS accreditation, however opinions, interpretations and all other information contained in the report are outside the scope of UKAS accreditation.

Monitor Phase 69

Sample Descr	Sample Depth	Date Sampled	Received On	Date Complete	Soil Organic Matter (SOM)	pH	Arsenic	Cadmium	Chromium	Copper	Lead	Mercury	Nickel	Selenium	Vanadium	Zinc
					%	pH Units	mg/kg	mg/kg	mg/kg	mg/kg	mg/kg	mg/kg	mg/kg	mg/kg	mg/kg	mg/kg
			Commercial >1m 1% RBSL													
IP4208	0.50-	05/08/2015	06/08/2015	14/08/2015	-	5.7	29.2	0.738	12.1	41.6	26.7	<0.14	22.7	<1	15.7	93.9
IP4208	1.50-	05/08/2015	06/08/2015	14/08/2015	-	6.41	7.97	0.508	14.9	16.3	12.2	<0.14	28.2	<1	15.6	75.9
IP4210	0.50-	05/08/2015	06/08/2015	18/08/2015	3.29	7.41	42.1	0.841	13.9	64.5	46.7	<0.14	24.5	<1	20.9	103
IP4210	1.50-	05/08/2015	06/08/2015	14/08/2015	-	5.31	13	0.722	13.7	18	13.5	<0.14	24.8	<1	16.1	83.8
IP4211	0.50-	05/08/2015	06/08/2015	14/08/2015	1.27	5.59	13.9	0.47	11.6	17	17.1	<0.14	23.5	<1	14.1	81.4
IP4211	1.50-	05/08/2015	06/08/2015	14/08/2015	-	7.13	11.6	0.551	13.4	12.9	11.7	<0.14	26	<1	15.2	78.7
IP4212	0.50-	05/08/2015	06/08/2015	14/08/2015	-	7.6	12.3	1.36	14.4	<14	17.2	<0.14	29	<10	18.6	111
IP4212	1.50-	05/08/2015	06/08/2015	14/08/2015	-	8.1	9.71	0.401	13.6	15.7	17.8	<0.14	26.6	<1	15.6	84.5
IP4213	0.50-	05/08/2015	06/08/2015	14/08/2015	-	8.35	13.9	0.642	13.8	31.5	45.5	<0.14	25.9	<1	16.4	124
IP4213	1.50-	05/08/2015	06/08/2015	14/08/2015	2.45	8.27	12.5	0.502	15.4	25.2	35.3	<0.14	33.3	<1	17.1	108
IP4214	0.50-	05/08/2015	06/08/2015	14/08/2015	-	8.16	18.7	0.751	14.2	47.9	74.4	<0.14	24.3	<1	16.6	152
IP4214	1.50-	05/08/2015	06/08/2015	14/08/2015	-	7.91	15.2	0.652	15.7	35.8	89.8	0.159	25.5	<1	18	141
TPE2372	0.30-	20/07/2015	21/07/2015	30/07/2015	7.57	8.21	50	1.09	30.5	94.9	786	0.764	32.9	<1	46.6	415
TPE2372	1.50-	20/07/2015	21/07/2015	30/07/2015	-	6.61	6.22	0.642	18.1	74	27.7	<0.14	36.9	<1	22.7	152
TPE2372	2.50-	20/07/2015	21/07/2015	30/07/2015	-	6.6	11.1	0.364	13.9	14.3	15	<0.14	32.9	<1	15.1	78.8
TPE2372	3.50-	20/07/2015	21/07/2015	30/07/2015	-	6.47	11.9	0.45	15	15.8	22.1	<0.14	31.6	<1	20.1	86.7
TPE2372	4.50-	20/07/2015	21/07/2015	30/07/2015	-	6.73	8.52	0.268	12.7	10.6	11	<0.14	29.9	<1	15.3	65.7
TPE2373	0.50-	20/07/2015	21/07/2015	30/07/2015	1.66	8.62	18	0.473	19.9	37	450	0.883	29	<1	87.5	305
TPE2373	1.60-	20/07/2015	21/07/2015	30/07/2015	-	6.54	53.8	6.72	35.2	139	1150	0.443	64.2	<1	56.1	917
TPE2373	2.50-	20/07/2015	21/07/2015	30/07/2015	-	7.48	12.8	0.555	15.7	18.7	388	<0.14	24.7	<1	25.7	96.3
TPE2373	3.50-	20/07/2015	21/07/2015	30/07/2015	-	6.43	7.7	0.519	10.9	14	22	<0.14	26.5	<1	15.2	71.2
TPE2373	4.50-	20/07/2015	21/07/2015	30/07/2015	-	6.9	2.65	0.323	13	12.7	12.5	<0.14	30	<1	13.7	70.7
TPE2407	0.50-	20/07/2015	21/07/2015	30/07/2015	0.938	6.85	8.31	0.771	16.2	13.8	13	<0.14	21	<1	22	115
TPE2407	1.50-	20/07/2015	21/07/2015	30/07/2015	-	5.94	8.36	0.923	16.7	12.5	16.2	<0.14	31.4	<1	20	143
TPE2407	2.50-	20/07/2015	21/07/2015	30/07/2015	-	6.02	7.97	0.299	14.9	11.7	13.8	<0.14	27.6	<1	15.5	65.2
TPE2407	3.50-	20/07/2015	21/07/2015	30/07/2015	-	6.16	11.1	0.36	14.4	13.2	13.2	<0.14	31.4	<1	16.1	78.4
TPE2407	4.50-	20/07/2015	21/07/2015	30/07/2015	-	6.89	8.58	0.311	13.3	12.5	12.4	<0.14	31	<1	14.6	69.5
TPE2450	0.50-	21/07/2015	22/07/2015	03/08/2015	1.39	8.23	12.2	0.959	16	34	19	<0.14	20.6	<1	21.6	110
TPE2450	1.50-	21/07/2015	22/07/2015	03/08/2015	-	6.14	9.29	0.406	12.7	15.2	11.6	<0.14	22.7	<1	13.7	57.5
TPE2450	2.50-	21/07/2015	22/07/2015	03/08/2015	-	6.36	8.51	0.544	12.6	11.4	10.8	<0.14	25.5	<1	13.8	61.4
TPE2450	3.50-	21/07/2015	22/07/2015	03/08/2015	-	5.94	7.16	0.778	12.6	<14	13.5	<1.4	28	<10	12.4	64.9
TPE2451	0.50-	21/07/2015	22/07/2015	03/08/2015	0.848	7.46	8.54	0.542	17.1	34.1	16.7	<0.14	24.6	<1	20.2	93.6
TPE2451	1.80-	21/07/2015	22/07/2015	03/08/2015	-	5.16	7.45	0.57	14.7	13.2	13.3	<0.14	26.6	<1	16.7	70.3
TPE2451	2.90-	21/07/2015	22/07/2015	03/08/2015	-	5.82	8.55	0.478	12.5	11.9	12.4	<0.14	24	<1	14.1	64.4
TPE2451	4.60-	21/07/2015	22/07/2015	03/08/2015	-	7.88	7.05	0.52	12.1	8.61	9.52	<0.14	24.3	<1	12.8	58.7
TPE2451	5.50-	21/07/2015	22/07/2015	03/08/2015	-	7.12	8.7	0.484	12.3	11.3	11.4	<0.14	28.7	<1	12.9	63.5
TPE2452	0.50-	21/07/2015	22/07/2015	03/08/2015	0.974	6.93	8.45	0.81	15.8	13.6	18.3	<0.14	24.7	<1	17.9	117
TPE2452	1.50-	21/07/2015	22/07/2015	03/08/2015	-	5.37	8.79	0.467	13.9	13.3	17.1	<0.14	25.1	<1	15.5	68.7
TPE2452	2.40-	21/07/2015	22/07/2015	03/08/2015	-	6.08	10.2	0.55	13.4	11.6	16.1	<0.14	25.8	<1	16.6	67.9
TPE2452	3.50-	21/07/2015	22/07/2015	03/08/2015	-	6.38	7.98	0.523	13.3	11.6	11	<0.14	27	<1	14.4	65.3
TPE2452	4.50-	21/07/2015	22/07/2015	03/08/2015	-	6.11	8.06	0.482	12.3	10.8	12.3	<0.14	25.9	<1	13.3	61.9
TPE2452	5.40-	21/07/2015	22/07/2015	03/08/2015	-	4.97	12.2	0.568	18.2	17.7	15.5	<0.14	39.6	<1	17.8	83
TPE2539	0.50-0.50	03/09/2015	04/09/2015	14/09/2015	0.957	5.25	8.44	0.68	14	13	14.8	<0.14	25.5	<1	14.1	86.4
TPE2539	1.50-1.50	03/09/2015	04/09/2015	11/09/2015	0.981	6.33	8.08	0.712	12	12	11.1	<0.14	22.6	<1	13.1	58.4
TPE2539	2.50-2.50	03/09/2015	04/09/2015	11/09/2015	0.684	5.77	6.05	0.591	9.57	8.01	8.82	<0.14	18.9	<1	9.34	49.7
TPE2539	3.50-3.50	03/09/2015	04/09/2015	11/09/2015	1.33	5.62	7.64	0.665	10.6	10.9	9.89	<0.14	21.3	<1	11.5	53.1
TPE2539	4.50-4.50	03/09/2015	04/09/2015	11/09/2015	1.18	5.38	7.69	0.628	11.2	8.73	12.3	<0.14	27.6	<1	11.6	58.8
TPE2540	0.50-0.50	03/09/2015	04/09/2015	14/09/2015	0.676	8.11	9.46	0.447	11.4	29.8	13.3	<0.14	20.5	<1	11.5	56
TPE2540	1.50-1.50	03/09/2015	04/09/2015	11/09/2015	0.869	7.04	7.43	0.669	9.61	9.26	9.64	<0.14	20	<1	10.5	49.1
TPE2540	2.50-2.50	03/09/2015	04/09/2015	11/09/2015	0.995	6.03	7.26	0.803	13.8	8.48	9.93	<0.14	24.9	<1	15	56.9
TPE2540	3.50-3.50	03/09/2015	04/09/2015	11/09/2015	1.47	5.87	12.2	0.82	13.8	8.08	14.2	<0.14	38	<1	15.9	64.5
TPE2582	0.50-0.50	03/09/2015	04/09/2015	14/09/2015	5.09	6.38	31.9	1.03	14.7	63.5	63.6	0.322	18.3	<1	22.2	129
TPE2582	1.50-1.50	03/09/2015	04/09/2015	11/09/2015	1.18	5.55	9.54	0.907	12.5	15.1	31	<0.14	19.5	<1	13.3	107
TPE2582	2.50-2.50	03/09/2015	04/09/2015	11/09/2015	1.19	5.19	6.77	0.551	8.36	11.7	11.8	<0.14	17.6	<1	9.09	54.5
TPE2582	3.50-3.50	03/09/2015	04/09/2015	11/09/2015	1.48	5.87	7.32	0.62	11.2	14	10.9	<0.14	24.2	<1	11.3	57.3
TPE2582	4.50-4.50	03/09/2015	04/09/2015	11/09/2015	2.21	6.68	10.7	0.676	12.5	11.8	15.6	<0.14	30.7	<1	13.1	68
TPE2583	0.50-0.50	03/09/2015	04/09/2015	17/09/2015	2.55	8.37	25.1	1.27	22.9	65.3	656	<0.14	31.5	<1	19.1	197
TPE2583	1.50-1.50	03/09/2015	04/09/2015	11/09/2015	0.726	8.7	20.2	0.683	13.2	11.2	18	<0.14	28	<1	13.6	60.9
TPE2583	2.50-2.50	03/09/2015	04/09/2015	11/09/2015	1.29	5.71	7.5	0.578	13.4	9.8	13.6	<0.14	30.8	<1	13.9	64.9
TPE2583	3.50-3.50	03/09/2015	04/09/2015	11/09/2015	2.65	6.93	16.4	0.755	12.8	18.5	28.2	<0.14	42.7	<1	13.7	76.2
TPE2586	0.50-0.50	03/09/2015	04/09/2015	14/09/2015	2.59	8.06	16.8	0.833	17.4	31.8	81.6	<0.14	18.8	<1	26.2	160
TPE2586	1.50-1.50	03/09/2015	04/09/2015	11/09/2015	0.719	7.35	9.46	1.2	12.7	12.2	17.4	<0.14	22	<1	12.6	80.3
TPE2586	2.50-2.50	03/09/2015	04/09/2015	11/09/2015	1.2	7.72	11.8	1.13	14	18.4	33.8	<0.14	22.8	<1	14.4	88.4
TPE2586	3.50-3.50	03/09/2015	04/09/2015	14/09/2015	1.03	5.9	5.36	0.464	13	7.7	12.5	<0.14	30.3	<1	12.9	64
TPE2586	4.50-4.50	03/09/2015	04/09/2015	11/09/2015	1.05	5.92	5.64	0.616	12.6	9.61	15.3	<0.14	30.9	<1	13.4	67.6
TPE2684	0.50-0.50	03/09/2015	04/09/2015	14/09/2015	3.33	5.2	8.08	1.68	9.87	<14	21.7	<0.14	22.1	<10	13.5	104
TPE2684	1.50-1.50	03/09/2015	04/09/2015	11/09/2015	0.728	5.45	11.6	1.96	14.6	<14	17.6	<1.4	30.8	<10	16.7	89.1
TPE2684	2.50-2.50	03/09/2015	04/09/2015	11/09/2015	0.971	5.35	7.25	0.852	12	10.8	15.4	<0.14	22.6	<1	13.1	59.5
TPE2684	3.50-3.50	03/09/2015	04/09/2015	11/09/2015	0.996	5.82	5.93	0.663	13	8.44	12.1	<0.14	28.5	<1	13.5	59.1
TPE2541	0.50-	02/09/2015	03/09/2015	10/09/2015	0.953	7.97	6.45	1.08	11.1	13.4	11.3	<0.14	23.1	<1	10.9	74.3
TPE2541	1.50-	02/09/2015	03/09/2015	10/09/2015	-	6.83	8.05	1.41	13.2	18	16.6	<0.14	27.4	<1	13.8	141
TPE2541	2.50-	02/09/2015	03/09/2015	11/09/2015	-	7	8.64	1.43	11.7	11.7	11.7	<0.14	22.2	<1	11.9	97.4
TPE2584	0.50-	02/09/2015	03/09/2015	11/09/2015	-	6.32	19.5	1.23	11.5	45	45.5	<0.14	21.9	<1	13.7	143
TPE2584	1.50-	02/09/2015	03/09/2015	11/09/2015	-	6.22	8.35	1.51	17.8	78.5	32.7	2.49	75.6	<1	14.9	346
TPE2584	2.50-	02/09/2015	03/09/2015	10/09/2015	-	6.1	5.86	0.78	11.6	6.96	11.1	<0.14	25.1	<1	12.5	53.9
TPE2683	0.50-	02/09/2015	03/09/2015	10/09/2015	-	5.41	36.1	1.78	16.2	77.2	195	0.232	25.9	<1	29.7	230
TPE2683	1.50-	02/09/2015	03/09/2015	10/09/2015	-	5.51	7.55	0.827	11.7	10.4	12.1	<0.14	21.3	<1	12.7	54
TPE2683	2.50-	02/09/2015	03/09/2015	10/09/2015	-	5.57	7.6	0.73	12	10.6	11.8	<0.14	24.2	<1	12.7	56.9
TPE2683	3.50-	02/09/2015	03/09/2015	10/09/2015	-	5.98	5.22	0.804	14.2	7.24	12.5	<0.14	32.7	<1	14.2	65.1
TPE2683	4.50-	02/09/2015	03/09/2015	10/09/2015	1.03	5.79	6.21	0.665	14.4	11.9	15.3	<0.14	36	<1	14	74.4
TPE2687	0.50-	02/09/2015	03/09/2015	10/09/2015	-	8.21	6.37	0.56	17	15.3	24.2	<0.14	21.4	<1	16.5	96.5
TPE2687	1.50-	02/09/2015	03/09/2015	10/09/2015	-	5.11	8.47	1.24	15.1	16.1	20.6	<0.14	25.5	<1	16.8	104
TPE2687	2.50-	02/09/2015	03/09/2015	10/09/2015	0.615	6	8.93	1.11	11.3	9.36	11.6	<0.14	22.3	<1	11.6	79.2
TPE2687	3.50-	02/09/2015	03/09/2015	10/09/2015	-	7.31	6.11	1.11	11.8	7.33	11.7	<0.14	23.3	<1	11.9	78.6
TPE2688	0.50-	02/09/2015	03/09/2015	10/09/2015	-	8.49	11.2	0.734	14.3	21.6	34.2	<0.14	18.5	<1	17.8	89.6
TPE2688	1.50-	02/09/2015	03/09/2015	10/09/2015	0.945	7.83	7.42	1.02	14.7	15.2	13.1	<0.14	24.4	<1	16.5	80.6
TPE2688	2.50-	02/09/2015	03/09/2015	10/09/2015	-	7.26	7.13	0.868	10.3	10.9	11.4	<0.14	19.7	<1	10.9	57.9
TPE2739	0.50-	02/09/2015	03/09/2015	10/09/2015	2.88	7.99	14.8	1.06	15.2	25.8	31.5	<0.14	21.1	<1	18.4	78.8
TPE2739	1.70-	02/09/2015	03/09/2015	10/09/2015	-	5.02	10.4	1.49	13.5	12.3	14.5	<0.14	22.3	<1	20	74.9
TPE2739	2.50-	02/09/2015	03/09/2015	10/09/2015	-	4.98	9.92	1.08	14.3	14.9	18.8	<0.14	34.4	<1	15.5	105
TPE 2585	0.50-0.50	28/08/2015	31/08/2015	07/09/2015	-	6.1	12.7	1.21	12.4	13.3	15.4	<0.14	21.5	<1	14.2	91.5
TPE 2585	1.00-1.00	28/08/2015	31/08/2015	08/09/2015	-	5.6	9.82	1.26	12.5	8.72	15.5	<0.14	22.9	<1	13.4	94.3
TPE 2629	0.60-0.60	28/08/2015	31/08/2015	09/09/2015	-	7.41	15.2	0.637	17.2	272	159	<0.14	15.3	<1	26	208
TPE 2629	1.40-1.40	28/08/2015	31/08/2015	08/09/2015	-	7.05	8.73	0.516	9.58	12	14.6	<0.14	16.4	<1	10.4	61.7
TPE 2629	2.50-2.50	28/08/2015	31/08/2015	08/09/2015	1.53	5.29	7.43	0.546	13.4	11.2	21.7	<0.14	31.8	<1	13.8	73.2
TPE 2630	0.60-0.60	28/08/2015	31/08/2015	07/09/2015	-	7.89	14.7	0.464	16	24.4	43.4	<0.14	14.3	<1	19.6	81.1
TPE 2630	1.50-1.50	28/08/2015	31/08/2015	09/09/2015	-	6.67	20	1.24	18.1	45.5	137	<0.14	32.8	<1	16.4	231
TPE 2630	2.30-2.30	28/08/2015	31/08/2015	08/09/2015	-	5.65	7.29	0.474	12.5	9.55	11.2	<0.14	22.9	<1	12.6	55.2
TPE 2632	0.50-0.50	28/08/2015	31/08/2015	09/09/2015	1.12	8.51	17.3	1.41	21.1	14.8	69	<0.14	17.8	<1	34.7	407
TPE 2632	1.00-1.00	28/08/2015	31/08/2015	08/09/2015	-	7.6	10.2	0.569	13.8	12.3	21.7	<0.14	24.4	<1	14.1	73.7
TPE 2632	2.00-2.00	28/08/2015	31/08/2015	07/09/2015	-	8.02	8.75	0.592	12.8	11.4	23.1	<0.14	23.5	<1	13.6	81.7
TPE 2686	0.50-0.50	28/08/2015	31/08/2015	09/09/2015	3.62	5.06	54.8	0.569	13.8	110	32.9	<0.14	10.5	1.08	22.3	68.6
TPE 2686	1.20-1.20	28/08/2015	31/08/2015	08/09/2015	-	6.49	12.4	0.887	14.5	21.1	19.4	<0.14	23.6	<1	15.8	98.3
TPE 2686	2.50-2.50	28/08/2015	31/08/2015	07/09/2015	-	5.91	14.3	0.876	12.8	15.6	16.5	<0.14	22.7	<1	14.4	78.6
TPE2631	0.50-	21/08/2015	22/08/2015	02/09/2015	-	8.08	14.5	0.728	21.4	26.1	58.9	<0.14	20	<1	32.3	111

Monitor Phase 69

Sample Descr	Sample Depth	Date Sampled	Received On	Date Complete	Soil Organic Matter (SOM)	pH	Arsenic	Cadmium	Chromium	Copper	Lead	Mercury	Nickel	Selenium	Vanadium	Zinc
					%	pH Units	mg/kg	mg/kg	mg/kg	mg/kg	mg/kg	mg/kg	mg/kg	mg/kg	mg/kg	mg/kg
			Commercial >1m 1% RBSL													
TPE2631	1.50-	21/08/2015	22/08/2015	01/09/2015	1.6	5.7	8.88	0.583	12.9	13.8	21	<0.14	24.2	<1	16.5	74.4
TPE2631	2.50-	21/08/2015	22/08/2015	01/09/2015	-	5.9	8.17	0.49	12.8	13.4	13.2	<0.14	24.5	<1	14.9	63.7
TPE2633	0.50-	21/08/2015	22/08/2015	01/09/2015	0.996	7.97	9.83	0.546	21.7	17.5	45.4	<0.14	26.1	<1	25.6	141
TPE2633	1.90-	21/08/2015	22/08/2015	01/09/2015	-	7.5	9.27	0.641	11.8	11.9	10.9	<0.14	22.1	<1	13.7	69.9
TPE2633	2.80-	21/08/2015	22/08/2015	01/09/2015	-	5.75	7.99	0.513	11.4	11.7	11.9	<0.14	20.5	<1	13.2	56.4
TPE2633	3.80-	21/08/2015	22/08/2015	02/09/2015	1.23	8.05	5.62	0.47	13.4	15.9	13.3	<0.14	34.3	<1	14	66.9
TPE2634	0.50-	21/08/2015	22/08/2015	02/09/2015	-	8.42	10.7	0.481	19.9	16.9	39.9	<0.14	22.5	<1	24.5	130
TPE2634	1.50-	21/08/2015	22/08/2015	01/09/2015	-	8.12	9.56	0.469	22.6	18.6	38.6	<0.14	23.5	<1	28.3	131
TPE2634	2.50-	21/08/2015	22/08/2015	01/09/2015	1.36	7.96	11	0.664	13.3	18.6	49.7	<0.14	24.1	<1	14.7	86.9
TPE2685	0.50-	21/08/2015	22/08/2015	02/09/2015	1.22	6.55	7.75	0.581	13.6	12.3	13	<0.14	20.2	<1	16.9	84.7
TPE2685	1.50-	21/08/2015	22/08/2015	01/09/2015	-	5.67	9.99	0.54	13.2	10	11.2	<0.14	25.4	<1	15.4	61.8
TPE2685	2.50-	21/08/2015	22/08/2015	02/09/2015	-	6.1	7.18	0.344	12.7	9	11	<0.14	24.5	<1	13.8	55.9
TPE2689	0.50-	21/08/2015	22/08/2015	02/09/2015	1.58	8.57	7.98	0.589	14.5	14.4	33.8	<0.14	13.8	<1	14.5	46.4
TPE2689	1.50-	21/08/2015	22/08/2015	01/09/2015	-	5.27	7.85	0.519	12.7	12.6	12	<0.14	23.4	<1	15.1	60.5
TPE2793	0.50-	21/08/2015	22/08/2015	01/09/2015	-	7.53	10	0.554	11.5	11.5	13.3	<0.14	21.2	<1	12.8	77.8
TPE2793	1.50-	21/08/2015	22/08/2015	01/09/2015	-	5.82	16.8	0.949	14.4	15.7	12	<0.14	37.6	<1	19.9	83.6
TPE2635	0.40-	19/08/2015	21/08/2015	01/09/2015	1.6	8.5	6.65	0.468	10.9	10.8	13.2	<0.14	11.5	<1	14.8	35.6
TPE2635	1.50-	19/08/2015	21/08/2015	28/08/2015	-	5.69	10.8	0.756	13.9	12.5	11.7	<0.14	26.6	<1	16.5	78.3
TPE2635	2.70-	19/08/2015	21/08/2015	28/08/2015	-	5.09	7.44	0.516	12.9	10.1	10.5	<0.14	25	<1	14.1	60.8
TPE2636	0.40-	19/08/2015	21/08/2015	01/09/2015	3.69	8.26	11.6	0.403	15.1	22.2	17	<0.14	20.4	<1	18.8	63.9
TPE2636	1.80-	19/08/2015	21/08/2015	28/08/2015	-	5.1	8.66	0.665	14.9	8.52	14.4	<0.14	31.3	<1	16.6	75.6
TPE2690	0.50-	19/08/2015	21/08/2015	01/09/2015	2.69	8.19	14.6	0.507	14.1	27.3	29.7	<0.14	18.4	<1	18.9	74.1
TPE2690	1.60-	19/08/2015	21/08/2015	01/09/2015	-	8.1	44.3	1.75	20.5	72.1	242	<0.14	33.8	<1	26.9	341
TPE2741	0.50-	19/08/2015	21/08/2015	01/09/2015	1.83	5.75	7.65	0.491	11.2	10.6	9.3	<0.14	19.9	<1	13.9	65.2
TPE2741	1.70-	19/08/2015	21/08/2015	28/08/2015	-	5.66	8.05	0.541	15.2	<14	12	<1.4	33.3	<10	17.3	76.7
TPE2794	0.50-	20/08/2015	21/08/2015	28/08/2015	-	6.11	10.5	0.473	15.1	29	12.2	<0.14	24.7	<1	17.6	102
TPE2794	1.30-	20/08/2015	21/08/2015	28/08/2015	1.47	5.41	10	0.65	13.5	12.1	11.8	<0.14	25.5	<1	14.8	89.8
TPE2691	0.50-	19/08/2015	20/08/2015	28/08/2015	4.36	7.57	13.7	0.308	18.4	29.6	24.6	<0.14	27.9	<1	23.8	82.9
TPE2742	0.50-	19/08/2015	20/08/2015	28/08/2015	-	6.4	<6	0.446	11.3	<14	11.9	<0.14	21.8	<10	13.2	54.5
TPE2742	1.70-	19/08/2015	20/08/2015	27/08/2015	-	6.09	9.32	0.278	13.8	8.55	17	<0.14	37.8	<1	14.2	58.4
TPE2795	0.50-	19/08/2015	20/08/2015	27/08/2015	-	7.05	45.4	2.91	13.9	79.4	73.4	<0.14	20	<10	21.9	246
TPE2795	1.80-	19/08/2015	20/08/2015	27/08/2015	2.21	6.89	11.1	0.242	14.1	13.2	16	<0.14	29.2	<1	15.5	67.6
TPE2740	0.50-		24/08/2015	02/09/2015	5.17	6.82	30.6	0.615	15.2	50.6	134	<0.14	22.4	<1	20.5	90.2
TPE2740	1.50-		24/08/2015	02/09/2015	-	6.26	8.1	0.668	14.7	10.9	21.1	<0.14	28.3	<1	14.5	92.6
TPE2817	0.50-	25/06/2015	27/06/2015	24/07/2015	-	8.38	14.2	0.487	11.5	31.9	78.9	<0.14	23.7	<1	16.5	897
TPE2817	1.50-	25/06/2015	27/06/2015	14/07/2015	-	7.85	20.1	0.684	14.2	41.5	125	0.191	29.9	<1	17.6	294
TPE2817	3.00-	25/06/2015	27/06/2015	14/07/2015	-	7.04	9.85	9.39	13.7	41.6	32.6	<0.14	31.5	<1	14.6	184
TPE2818	0.50-	25/06/2015	29/06/2015	24/07/2015	-	10.5	8.65	0.56	11	21.5	48.2	<0.14	16.5	<1	12.7	149
TPE2818	1.00-	25/06/2015	29/06/2015	24/07/2015	1.7	7.99	38.7	0.803	9.4	74.6	25.2	<0.14	8.64	<1	14.4	69.8
TPE2818	2.40-	25/06/2015	29/06/2015	13/07/2015	-	7.77	12.5	0.614	13.8	17.7	14.8	<0.14	21.9	<1	17	91.7
TPE2818	3.00-	25/06/2015	29/06/2015	14/07/2015	-	12.8	46.5	0.72	14	19	27.1	<0.14	25.5	<1	14	90
TPE2818	4.00-	25/06/2015	27/06/2015	13/07/2015	-	6.44	18.6	0.754	13.9	22.5	87.5	<0.14	35.3	<1	16.1	208
TPE2866	0.50-	25/06/2015	27/06/2015	24/07/2015	2.02	8.83	12	0.776	14.8	28.3	50.1	0.707	28.4	<1	16	164
TPE2866	1.50-	25/06/2015	27/06/2015	13/07/2015	-	7.21	12.6	1.57	14.5	20.1	22.1	<0.14	15.9	<1	21.1	131
TPE2866	2.20-	25/06/2015	27/06/2015	13/07/2015	-	7.21	10.7	0.951	15.7	18.1	16.6	<0.14	22.6	<1	19	123
TPE2866	4.00-	25/06/2015	29/06/2015	14/07/2015	-	6.79	12.7	0.275	15.6	16.9	16.1	<0.14	27.4	<1	16.7	68.5
TPE2896	0.50-	25/06/2015	27/06/2015	24/07/2015	-	8.64	13.2	0.46	14.1	21.6	26.5	0.249	30.9	<1	16	110
TPE2896	1.50-	25/06/2015	27/06/2015	14/07/2015	-	6.58	15.2	0.501	13.3	15.8	14.4	<0.14	26.1	<1	15.3	68
TPE2897	0.30-	25/06/2015	27/06/2015	13/07/2015	-	6.73	9.31	0.619	10.4	42.3	21.1	<0.14	29.1	<1	10.2	91.1
TPE2897	1.50-	25/06/2015	27/06/2015	14/07/2015	-	4.9	10	0.958	13.7	15.9	12.3	<0.14	22.3	<1	15.2	133
TPE2897	3.00-	25/06/2015	27/06/2015	14/07/2015	-	6.73	10	0.565	14.4	16.2	15.2	<0.14	30.9	<1	15	80.2
TPE2897	4.00-	25/06/2015	27/06/2015	14/07/2015	3.86	6.9	11	0.907	19.5	35.5	33.9	<0.14	51.6	<1	16.8	144
TPE2897	5.00-	25/06/2015	27/06/2015	14/07/2015	-	6.83	16	0.515	17.7	25	18.4	<0.14	41.7	<1	15.6	103
TPE2895	0.20-	24/06/2015	26/06/2015	22/07/2015	-	8.57	11	1.51	16.8	116	45	0.147	27.5	<1	15.2	165
TPE2895	0.50-	24/06/2015	26/06/2015	22/07/2015	-	8.52	13.8	0.694	15.4	23	31.4	<0.14	30.8	<1	18.8	103
TPE2895	1.10-	24/06/2015	26/06/2015	13/07/2015	-	8.5	12.4	0.379	11.9	29.7	42.4	0.487	22.2	<1	15	113
TPE2940	0.50-	24/06/2015	26/06/2015	23/07/2015	-	7.81	51.1	0.735	13.3	142	74.9	0.401	29	<1	18.8	202
TPE2940	1.50-	24/06/2015	26/06/2015	10/07/2015	-	11	11.6	0.324	14.1	27.5	20.4	<0.14	30.2	<1	14.7	92
TPE2941	0.50-	24/06/2015	26/06/2015	13/07/2015	1.83	7.96	14.4	0.53	9.64	32.7	30.9	<0.14	17.2	<1	13.6	122
TPE2941	1.50-	24/06/2015	26/06/2015	10/07/2015	-	7.25	11.1	0.525	14.1	19.2	16.9	<0.14	26.3	<1	17.7	71.5
TPE2942	0.30-	24/06/2015	26/06/2015	13/07/2015	-	7.48	11.1	0.734	14.6	31.6	22.7	<0.14	33.8	<1	15.8	115
TPE2942	1.30-	24/06/2015	26/06/2015	10/07/2015	-	6.35	12.3	0.553	13	12.5	13.3	<0.14	24.5	<1	15.2	65.5
TPE2942	3.00-	24/06/2015	26/06/2015	10/07/2015	-	7.34	10.2	0.421	14.8	15.7	14.6	<0.14	32.2	<1	15	69.9
TPE2942	4.00-	24/06/2015	26/06/2015	13/07/2015	-	7.5	15	0.325	14.8	18.7	19.8	<0.14	37.1	<1	15.2	78.4
TPE2942	5.20-	24/06/2015	26/06/2015	13/07/2015	-	7.48	12.7	0.25	21.2	31.8	20.8	<0.14	59.2	<1	18.6	114

Monitor Phase 69

Sample Descr	Sample Depth	Date Sampled	Received On	Date Complete	Aliphatics >C10-C12	Aliphatics >C12-C16	Aliphatics >C16-C21	Aliphatics >C21-C35	Aliphatics >C35-C44	Aliphatics >C5-C6	Aliphatics >C6-C8	Aliphatics >C8-C10	Aromatics >EC10-EC12	Aromatics >EC12-EC16	Aromatics >EC16-EC21	Aromatics >EC21-EC35	Aromatics >EC35-EC44	Aromatics >EC40-EC44	Aromatics >EC5-EC7	Aromatics >EC7-EC8	Aromatics >EC8-EC10	Benzene	Ethylbenzene	GRO Surrogate % recovery**	GRO TOT (Moisture Corrected)	m,p-Xylene	Methyl tertiary butyl ether (MTBE)	o-Xylene	BTEX by GC	xylene by GC	Toluene	Total Aliphatics & Aromatics >C5-C44	Total Aliphatics >C12-C44	Total Aromatics >EC12-EC44
					µg/kg	µg/kg	µg/kg	µg/kg	µg/kg	µg/kg	µg/kg	µg/kg	µg/kg	µg/kg	µg/kg	µg/kg	µg/kg	µg/kg	µg/kg	µg/kg	µg/kg	µg/kg	µg/kg	%	µg/kg	µg/kg	µg/kg	µg/kg	µg/kg	µg/kg	µg/kg	µg/kg	µg/kg	µg/kg
			Commercial >1m 1% RBSL																71000	617000	547000	5000									389000			
IP4208	0.50-	05/08/2015	06/08/2015	14/08/2015	381	4250	9270	2920	930	<40	<40	71.2	254	393	1310	9050	4620	1730	<40	<40	48.6	<40	<12	94	802	<24	<20	<12	<24	<9	<8	33500	17400	15400
IP4208	1.50-	05/08/2015	06/08/2015	14/08/2015	<40	<100	<100	<100	<100	<40	<40	<40	<40	479	234	<100	164	<100	<40	<40	<40	<40	<12	98	<176	<24	<20	<12	<24	<9	<8	885	<100	878
IP4210	0.50-	05/08/2015	06/08/2015	18/08/2015	40.7	1870	8650	32400	9050	<40	<40	<40	<40	213	2290	31700	13100	5210	<40	<40	<40	<40	<12	81	<176	<24	<20	<12	<24	<9	<8	99500	52000	47300
IP4210	1.50-	05/08/2015	06/08/2015	14/08/2015	<40	<100	<100	1590	<100	<40	<40	<40	<40	<100	<100	1810	<100	<100	<40	<40	<40	<40	<12	101	<176	<24	<20	<12	<24	<9	<8	3390	1590	1810
IP4211	0.50-	05/08/2015	06/08/2015	14/08/2015	<40	<100	<100	<100	<100	<40	<40	<40	<40	1160	1220	6600	3290	1280	<40	<40	<40	<40	<12	98	<176	<24	<20	<12	<24	<9	<8	12300	<100	12300
IP4211	1.50-	05/08/2015	06/08/2015	14/08/2015	<40	3030	1250	5080	872	<40	<40	<40	<40	1340	1450	7620	4620	2000	<40	<40	<40	<40	<12	105	<176	<24	<20	<12	<24	<9	<8	25300	10200	15000
IP4212	0.50-	05/08/2015	06/08/2015	14/08/2015	<40	<100	681	4790	907	<40	<40	<40	<40	<100	295	4610	4200	1010	<40	<40	<40	<40	<12	101	<176	<24	<20	<12	<24	<9	<8	15500	6370	9100
IP4212	1.50-	05/08/2015	06/08/2015	14/08/2015	<40	<100	920	11600	3350	<40	<40	<40	<40	<100	1100	23900	16700	7250	<40	<40	<40	<40	<12	99	<176	<24	<20	<12	<24	<9	<8	57500	15800	41700
IP4213	0.50-	05/08/2015	06/08/2015	14/08/2015	1720	85000	153000	204000	42600	<40	79.2	571	1150	14400	66800	181000	60700	23300	<40	<40	384	<40	<12	86	3910	<24	<20	<12	<24	<9	<8	811000	484000	323000
IP4213	1.50-	05/08/2015	06/08/2015	14/08/2015	257	49100	92700	135000	30500	<40	<40	50.3	172	8560	42100	122000	45100	18900	<40	<40	<40	<40	<12	16	544	<24	<20	<12	<24	<9	<8	526000	307000	218000
IP4214	0.50-	05/08/2015	06/08/2015	14/08/2015	4370	133000	224000	372000	74800	<40	301	2240	2910	19700	92500	280000	113000	45900	<40	<40	1490	<40	<12	77	11300	<24	<20	<12	<24	<9	<8	1320000	804000	505000
IP4214	1.50-	05/08/2015	06/08/2015	14/08/2015	3270	143000	248000	296000	65100	<40	169	1230	2180	30600	134000	319000	103000	43500	<40	<40	821	<40	<12	82	7680	<24	<20	<12	<24	<9	<8	1350000	751000	587000
TPE2372	0.30-	20/07/2015	21/07/2015	30/07/2015	651	8620	49900	112000	43000	49.6	563	636	434	3220	19400	141000	102000	44600	<40	<40	425	<40	<12	60	2760	<24	<20	<12	<24	<9	<8	482000	214000	265000
TPE2372	1.50-	20/07/2015	21/07/2015	30/07/2015	433000	1150000	448000	39200	<100	11400	390000	452000	289000	278000	240000	24900	3840	<100	1460	<200	302000	1460	<60	151	1880000	<120	<100	<60	1460	<9	<40	4060000	1630000	547000
TPE2372	2.50-	20/07/2015	21/07/2015	30/07/2015	15100	14500	7580	<100	<100	2570	25400	21400	10100	4270	3420	3540	6120	3630	68.9	<40	14300	68.9	<12	117	88900	<24	<20	<12	68.9	<9	<8	128000	22000	17400
TPE2372	3.50-	20/07/2015	21/07/2015	30/07/2015	34400	73600	49000	12600	2030	7310	85800	57100	22900	19500	20600	8530	3430	1220	<40	<40	38100	<40	<12	127	246000	<24	<20	<12	<24	<9	<8	435000	137000	52000
TPE2372	4.50-	20/07/2015	21/07/2015	30/07/2015	11900	45300	24800	4230	<100	1680	16200	14200	7900	11900	12300	1770	<100	<100	93.2	<40	9450	93.2	<12	101	61300	<24	<20	<12	93.2	<9	<8	162000	74300	26000
TPE2373	0.50-	20/07/2015	21/07/2015	30/07/2015	<40	1160	15500	44900	18600	<40	70.8	<40	<40	<100	4320	41800	37200	16700	<40	<40	<40	<40	<12	113	<176	<24	<20	<12	<24	<9	<8	164000	80100	83400
TPE2373	1.60-	20/07/2015	21/07/2015	30/07/2015	369000	4950000	10700000	9390000	2470000	103000	694000	523000	246000	2000000	6140000	7640000	2790000	1120000	1920	<200	349000	1920	<60	103	2290000	<120	<100	<60	1920	<9	<40	48400000	27600000	18600000
TPE2373	2.50-	20/07/2015	21/07/2015	30/07/2015	168000	809000	739000	281000	57600	2380	70700	194000	112000	130000	198000	144000	52300	23900	304	<200	129000	304	<60	114	676000	<120	<100	<60	304	<9	<40	3090000	1890000	525000
TPE2373	3.50-	20/07/2015	21/07/2015	30/07/2015	274000	863000	404000	85400	7640	2120	139000	258000	183000	117000	112000	55600	16500	6870	<200	<200	172000	<200	<60	117	1030000	<120	<100	<60	<24	<9	<40	2690000	1360000	301000
TPE2373	4.50-	20/07/2015	21/07/2015	30/07/2015	101000	460000	206000	38000	<100	500	17100	70300	67600	60500	54500	28800	8730	3640	<100	<100	46900	<100	<30	103	304000	<60	<50	<30	<24	<9	<20	1160000	704000	153000
TPE2407	0.50-	20/07/2015	21/07/2015	30/07/2015	<40	<100	<100	<100	<100	<40	83.8	92.7	<40	<100	<100	1990	3350	1550	<40	<40	62.2	<40	<12	111	310	<24	<20	<12	<24	<9	<8	5640	<100	5330
TPE2407	1.50-	20/07/2015	21/07/2015	30/07/2015	50000	641000	2050000	84400	<100	1830	26700	86000	33300	706000	1430000	66100	5220	1170	179	<40	57300	179	<12	83	255000	<24	<20	<12	179	<9	<8	5240000	2780000	2210000
TPE2407	2.50-	20/07/2015	21/07/2015	30/07/2015	382000	878000	1100000	75300	<100	4730	291000	560000	255000	391000	537000	35700	2440	<100	<200	<200	373000	<200	<60	159	1870000	<120	<100	<60	<24	<9	<40	4880000	2050000	966000
TPE2407	3.50-	20/07/2015	21/07/2015	30/07/2015	97700	198000	220000	16200	<100	3990	70000	89200	65100	66700	98500	8660	<100	<100	140	<100	59500	140	<30	115	386000	<60	<50	<30	140	<9	<20	994000	434000	174000
TPE2407	4.50-	20/07/2015	21/07/2015	30/07/2015	4450	37500	52400	2690	<100	47.7	699	2150	2970	31100	35900	4760	<100	<100	<40	<40	1440	<40	<12	88	11800	<24	<20	<12	<24	<9	<8	176000	92600	71700
TPE2450	0.50-	21/07/2015	22/07/2015	03/08/2015	<40	647	16000	29600	9260	<40	<40	<40	<40	<100	1530	20800	17800	7890	<40	<40	<40	<40	<12	88	<176	<24	<20	<12	<24	<9	<8	95500	55500	40000
TPE2450	1.50-	21/07/2015	22/07/2015	03/08/2015	91300	163000	73200	27000	2850	227	34200	115000	60900	67500	43500	21800	8310	3340	<100	<100	76500	<100	<30	136	378000	<60	<50	<30	<24	<9	<20	785000	266000	141000
TPE2450	2.50-	21/07/2015	22/07/2015	03/08/2015	125000	121000	61400	17400	<100	1920	80500	122000	83500	59800	38200	14500	4420	1770	<200	<200	81600	<200	<60	109	495000	<120	<100	<60	<24	<9	<40	812000	200000	117000
TPE2450	3.50-	21/07/2015	22/07/2015	03/08/2015	34800	79200	43700	9710	<100	2510	39300	39400	23200	43200	26500	7270	3040	1430	114	<40	26300	114	<12	122	165000	<24	<20	<12	114	<9	<8	378000	133000	80000
TPE2451	0.50-	21/07/2015	22/07/2015	03/08/2015	<40	<100	<100	<100	<100	<40	<40	<40	<40	<100	<100	1100	<100	<100	<40	<40	<40	<40	<12	98	<176	<24	<20	<12	<24	<9	<8	1120	<100	1100
TPE2451	1.80-	21/07/2015	22/07/2015	03/08/2015	22100	289000	190000	24700	752	93.3	889	12600	14700	33900	39900	11800	1400	<100	<40	<40	8400	<40	<12	112	58800	<24	<20	<12	<24	<9	<8	650000	504000	87000
TPE2451	2.90-	21/07/2015	22/07/2015	03/08/2015	43300	161000	78300	16500	1160	4110	56500	49400	28900	38400	30000	8100	<100	<100	232	<40	32900	232	<12	128	215000	<24	<20	<12	232	<9	<8	549000	257000	76500
TPE2451	4.60-	21/07/2015	22/07/2015	03/08/2015	14900	74100	28700	6820	<100	460	3960	10200	9950	14100	9720	3780	<100	<100	<200	<200	6820	<200	<60	92	46400	<120	<100	<60	<24	<9	<40	184000	110000	27600
TPE2451	5.50-	21/07/2015	22/07/2015	03/08/2015	40300	17300	4890	<100	<100	11900	90500	57100	26900	6800	3430	<100	<100	<100	228	<40	38100	228	<12	137	265000	<24	<20	<12	228	<9	<8	298000	22200	10200
TPE2452	0.50-	21/07/2015	22/07/2015	03/08/2015	<40	<100	<100	<100	<100	<40	<40	<40	<40	<100	<100	2260	480	<100	<40	<40	<40	<40	<12	90	<176	<24	<20	<12	<24	<9	<8	2770	<100	2740
TPE2452	1.50-	21/07/2015	22/07/2015	03/08/2015	56200	151000	71700	22500	1540	90.6	2820	39400	37500	19300	18200	11900	1250	<100	<40	<40	26300	<40	<12	110	162000	<24	<20	<12	<24	<9	<8	460000	247000	50700
TPE2452	2.40-	21/07/2015	22/07/2015	03/08/2015	73300	86500	59400	15400	723	208	3340	56800	48900	14300	15000	7610	574	<100	<40	<40	37900	<40	<12	101	220000	<24	<20	<12	<24	<9	<8	420000	162000	37500
TPE2452	3.50-	21/07/2015	22/07/2015	03/08/2015	66000	80800	50900	9060	<100	2650	17000	49800	44000	13900	12100	3530	<100	<100	155	<40	33200	155	<12	119	213000	<24	<20	<12	155	<9	<8	383000	141000	29500
TPE2452	4.50-	21/07/2015	22/07/2015	03/08/2015	26600	110000	74700	14600	<100	1530	7830	19100	17700	18100	18700	6850	367	<100	180	<40	12700	180	<12	118	85600	<24	<20	<12	180	<9	<8	329000	199000	44000
TPE2452	5.40-	21/07/2015	22/07/2015	03/08/2015	124000	373000	224000	46000	2160	3680	46400	103000	82400	61100	58100	21400	3520	1340	<200	<200	68600	<200	<60	111	428000	<120	<100	<60	<24	<9	<40	1220000	645000	144000
TPE2539	0.50-0.50	03/09/2015	04/09/2015	14/09/2015	<40	7620	57700	80300	9230	<40	<40	<40	<40	<100	5980	39600	14200	5780	<40	<40	<40	<40	<12	107	<176	<24	<20	<12	<24	<9	<8	215000	155000	59800
TPE2539	1.50-1.50	03/09/2015	04/09/2015	11/09/2015	26000	387000	508000	308000	21400	56	3010	9290	17400	69900	149000	123000	17700	6420	<40	<40	6190	<40	<12	87	61900	<24	<20	<12	<24	<9	<8	1650000	1220000	359000
TPE2539	2.50-2.50	03/09/2015	04/09/2015	11/09/2015	30400	561000	736000	387000	7770	<40	1870	19200	20200	199000	278000	172000	8210	2590	<40	<40	12800	<40	<12	94	84400	<24	<20	<12	<24	<9	<8	2430000	1690000	657000
TPE2539	3.50-3.50	03/09/2015	04/09/2015	11/09/2015	38100	812000	988000	548000	22000	123	19700	29300	25400	188000	306000	210000	17800	6390	<40	<40	19500	<40	<12	102	132000	<24	<20	<12	<24	<9	<8	3220000	2370000	722000
TPE2539	4.50-4.50	03/09/2015	04/09/2015	11/09/2015	648	3170	5470	2140	<100	212	1090	904	432	775	1780	1820	<100	<100	<40	<40	603	<40	<12	107	3900	<24	<20	<12	<24	<9	<8	19100	10800	4380
TPE2540	0.50-0.50	03/09/2015	04/09/2015	14/09/2015	<40	<100	<100	<100	<100	<40	<40	<40	<40	<100	<100	<100	<100	<100	<40	<40	<40	<40	<12	105	<176	<24	<20	<12	<24	<9	<8	<100	<100	<100
TPE2540	1.50-1.50	03/09/2015	04/09/2015	11/09/2015	<40	<100	197	<100	<100	<40	<40	<40	<40	<100	<100	<100	<100	<100	<40	<40	<40	<40	<12	124	<176	<24	<20	<12	<24	<9	<8	250	197	<100
TPE2540	2.50-2.50	03/09/2015	04/09/2015	11/09/2015	<40	506	469	<100	<100	<40	66.7	42.6	<40	222	<100	602	<100	<100	<40	<40	<40	<40	<12	107	<176	<24	<20	<12	<24	<9	<8	1980	975	824
TPE2540	3.50-3.50	03/09/2015	04/09/2015	11/09/2015	<40	<100	<100	<100	<100	<40	108	50.6	<40	<100	<100	<100	<100	<100	<40	<40	<40	<40	<12	87	262	<24	<20	<12	<24	<9	<8	211	<100	<100
TPE2582	0.50-0.50	03/09/2015	04/09/2015	14/09/2015	<40	2730	51300	128000	32700	<40	82.6	51.9	<40	1100	8940	103000	59300	24000	<40	<40	<40	<40	<12	89	<176	<24	<20	<12	<24	<9	<8	387000	215000	172000
TPE2582	1.50-1.50	03/09/2015	04/09/2015	11/09/2015	<40	1960	24700	40200	16100	<40	58.2	67.2	<40	<100	2450	20400	14300	6950	<40	<40	44.8	<40	<12	101	234	<24	<20	<12	<24	<9	<8	120000	82900	37200
TPE2582	2.50-2.50	03/09/2015	04/09/2015	11/09/2015	28600	682000	888000	538000	27100	46.4	476	5460	19100	73200	251000	239000	25200	9080	<40	<40	3640	<40	<12	127	57300	<24	<20	<12	<24	<9	<8	2780000	2130000	588000
TPE2582	3.50-3.50	03/09/2015	04/09/2015	11/09/2015	29100	439000	541000	304000	4260	145	2240	7950	19400	66100	147000	115000	9170	4070	<40	<40	5300	<40	<12	91	64200	<24	<20	<12	<24	<9	<8	1690000	1290000	338000
TPE2582	4.50-4.50	03/09/2015	04/09/2015	11/09/2015	21600	164000	204000	118000	2610	314	2160	5350	14400	18800	52000	47300	5230	1930	<40	<40	3570	<40	<12	112	47400	<24	<20	<12	<24	<9	<8	659000	489000	123000
TPE2583	0.50-0.50	03/09/2015	04/09/2015	17/09/2015	<40	1100	27000	139000	76800	<40	94.6	45.6	<40	711	6970	82600	59000	23800	<40	<40	<40	<40	<12	89	217	<24	<20	<12	<24	<9	<8	394000	244000	149000
TPE2583	1.50-1.50	03/09/2015	04/09/2015	11/09/2015	<40	<100	948	3430	<100	<40	<40	<40	<40	<100	<100	3230	1890	681	<40	<40	<40	<40	<12	85	<176	<24	<20	<12	<24	<9	<8	9500	4370	5120
TPE2583	2.50-2.50	03/09/2015	04/09/2015	11/09/2015	205	<100	<100	<100	<100	46.6	362	481	137	<100	<100	202	<100	<100	<40	<40	321	<40	<12	76	1550	<24	<20	<12	<24	<9	<8	1750	<100	202
TPE2583	3.50-3.50	03/09/2015	04/09/2015	11/09/2015	291	6780	1880	4350	<100	94.9	855	823	194	<100	<100	2850	820	<100	<40	<40	549	<40	<12	94	2800	<24	<20	<12	<24	<9	<8	19500	13000	3670
TPE2586	0.50-0.50	03/09/2015	04/09/2015	14/09/2015	54.4	2080	7060	33600	12800	<40	128	132	<40	980	7150	39700	17500	7000	<40	<40	87.7	<40	<12	80	455	<24	<20	<12	<24	<9	<8	121000	55500	65300
TPE2586	1.50-1.50	03/09/2015	04/09/2015	11/09/2015	222	231	12600	31800	7690	<40	135	265	149	<100	795	15400	12900	5580	<40	<40	176	<40	<12	101	965	<24	<20	<12	<24	<9	<8	82300	52300	29100
TPE2586	2.50-2.50	03/09/2015	04/09/2015	11/09/2015	109	7940	12200	14700	4640	<40	60.5	68.3	72.8	539	4060	13100	6500	2650	<40	<40	45.9	<40	<12	90	370	<24	<20	<12	<24	<9	<8	64100	39500	24200
TPE2586	3.50-3.50	03/09/2015	04/09/2015	14/09/2015	99800	287000	151000	110000	18300	2260	164000	173000	66500	39100	48500	62200	15700	6270	718	<100	115000	718	<30	155	621000	<60	<50	<30	718	<9	<20	1350000	565000	166000
TPE2586	4.50-4.50	03/09/2015	04/09/2015	11/09/2015	14800	139000	145000	98500	8770	77.3	11000	18500	9890	26800	55000	65000	14600	5280	<40	<40	12300	<40	<12	87	66600	<24	<20	<12	<24	<9	<8	619000	391000	161000
TPE2684	0.50-0.50	03/09/2015	04/09/2015	14/09/2015	59500	1700000	1300000	1190000	248000	1630	51900	78900	39700	182000	287000	615000	199000	80700	<40	<40	52600	<40	<12	93	284000	<24	<20	<12	<24	<9	<8	6000000	4430000	1280000
TPE2684	1.50-1.50	03/09/2015	04/09/2015	11/09/2015	163000	433000	297000	136000	14600	295	125000	338000	109000	103000	114000	116000	34100	13000	356	<200	225000	356	<60	108	961000	<120	<100	<60	356	<9	<40	2210000	880000	367000
TPE2684	2.50-2.50	03/09/2015	04/09/2015	11/09/2015	101000	461000	298000	169000	17500	607	67300	170000	67300	95600	98500	126000	36700	14300	164	<100	114000	164	<30	140	520000	<60	<50	<30	164	<9	<20	1820000	945000	356000
TPE2684	3.50-3.50	03/09/2015	04/09/2015	11/09/2015	96600	178000	98500	67200	11600	5480	156000	183000	64400	26400	28500	36900	11000	4320	731	<100	122000	731	<30	142	628000	<60	<50	<30	731	<9	<20	1090000	355000	103000
TPE2541	0.50-	02/09/2015	03/09/2015	10/09/2015	<40	<100	<100	<100	<100	<40	<40	<40	<40	498	807	2830	2440	1140	<40	<40	<40	<40	<12	91	<176	<24	<20	<12	<24	<9	<8	6610	<100	6580
TPE2541	1.50-	02/09/2015	03/09/2015	10/09/2015	761	22300	5930	<100	<100	<40	<40	314	508	1980	561	465	3470	2320	<40	<40	209	<40	<12	84	1820	<24	<20	<12	<24	<9	<8	36500	28200	6480
TPE2541	2.50-	02/09/2015	03/09/2015	11/09/2015	134	482	<100	682	<100	<40	<40	43.3	89.9	<100	<100	<100	<100	<100	<40	<40	<40	<40	<12	88	302	<24	<20	<12	<24	<9	<8	1470	1160	<100
TPE2584	0.50-	02/09/2015	03/09/2015	11/09/2015	2020	143000	259000	243000	39400	<40	197	927	1350	35500	116000	183000	46800	18800	<40	<40	618	<40	<12	82	5130	<24	<20	<12	<24	<9	<8	1070000	685000	381000
TPE2584	1.50-	02/09/2015	03/09/2015	11/09/2015	5870	109000	181000	156000	25900	<40	603	2660	3910	27600	83300	107000	28200	11800	<40	<40	1780	<40	<12	73	14800	<24	<20	<12	<24	<9	<8	734000	472000	247000
TPE2584	2.50-	02/09/2015	03/09/2015	10/09/2015	12400	218000	324000	825000	622000	41.5	1170	6040	8270	71900	140000	251000	197000	76000	<40	<40	4030	<40	<12	74	32000	<24	<20	<12	<24	<9	<8	2680000	1990000	660000
TPE2683	0.50-	02/09/2015	03/09/2015	10/09/2015	23600	5050000	6740000	5800000	1590000	11300	72000	53500	15700	652000	2170000	3390000	1650000	768000	296	<40	35600	296	<12	76	212000	<24	<20	<12	296	<9	<8	27200000	19200000	7850000
TPE2683	1.50-	02/09/2015	03/09/2015	10/09/2015	26400	396000	266000	213000	28700	248	6590	13700	17600	78800	107000	141000	37600	14400	<40	<40	9140	<40	<12	89	73700	<24	<20	<12	<24	<9	<8	1340000	904000	364000
TPE2683	2.50-	02/09/2015	03/09/2015	10/09/2015	7820	279000	263000	216000	33000	194	3360	3900	5210	60700	99600	120000	30500	11700	<40	<40	2600	<40	<12	78	23100	<24	<20	<12	<24	<9	<8	1120000	791000	311000
TPE2683	3.50-	02/09/2015	03/09/2015	10/09/2015	30000	120000	82300	54000	7870	254	23800	28400	20000	24900	36900	40000	12500	5710	57.1	<40	19000	57.1	<12	146	121000	<24	<20	<12	57.1	<9	<8	500000	264000	114000
TPE2683	4.50-	02/09/2015	03/09/2015	10/09/2015	24800	108000	71100	61400	5650	1040	43200	28300	16600	27600	31700	38600	10700	4290	186	<40	18900	186	<12	104	133000	<24	<20	<12	186	<9	<8	488000	246000	109000
TPE2687	0.50-	02/09/2015	03/09/2015	10/09/2015	316	547	270	<100	<100	<40	43.6	154	211	<100	4530	17500	7280	2790	<40	<40	103	<40	<12	89	839	<24	<20	<12	<24	<9	<8	30900	817	29300
TPE2687	1.50-	02/09/2015	03/09/2015	10/09/2015	<40	251	<100	114	<100	<40	<40	<40	<40	227	<100	2140	3210	1580	<40	<40	<40	<40	<12	106	<176	<24	<20	<12	<24	<9	<8	5950	365	5590
TPE2687	2.50-	02/09/2015	03/09/2015	10/09/2015	<40	<100	<100	<100	<100	<40	<40	<40	<40	<100	<100	<100	<100	<100	<40	<40	<40	<40	<12	82	<176	<24	<20	<12	<24	<9	<8	<100	<100	<100
TPE2687	3.50-	02/09/2015	03/09/2015	10/09/2015	<40	<100	<100	<100	<100	<40	<40	<40	<40	<100	<100	<100	<100	<100	<40	<40	<40	<40	<12	90	<176	<24	<20	<12	<24	<9	<8	<100	<100	<100
TPE2688	0.50-	02/09/2015	03/09/2015	10/09/2015	<40	2800	19600	21900	5970	<40	<40	<40	<40	668	7060	21000	13300	7010	<40	<40	<40	<40	<12	83	<176	<24	<20	<12	<24	<9	<8	92200	50200	42000
TPE2688	1.50-	02/09/2015	03/09/2015	10/09/2015	511	124000	214000	99300	2750	<40	71	87.7	340	12300	49800	29400	5350	2630	<40	<40	58.8	<40	<12	95	1080	<24	<20	<12	<24	<9	<8	538000	440000	96800
TPE2688	2.50-	02/09/2015	03/09/2015	10/09/2015	<40	1340	5730	5160	<100	<40	<40	<40	<40	<100	<100	<100	<100	<100	<40	<40	<40	<40	<12	95	<176	<24	<20	<12	<24	<9	<8	12200	12200	<100
TPE2739	0.50-	02/09/2015	03/09/2015	10/09/2015	3850	55600	71200	36700	8060	<40	235	1220	2570	9540	28700	42300	18300	8070	<40	<40	813	<40	<12	76	8720	<24	<20	<12	<24	<9	<8	279000	172000	98800
TPE2739	1.70-	02/09/2015	03/09/2015	10/09/2015	23700	728000	701000	190000	1270	<40	360	4890	15800	162000	296000	104000	14600	6980	<40	<40	3260	<40	<12	87	48000	<24	<20	<12	<24	<9	<8	2240000	1620000	576000
TPE2739	2.50-	02/09/2015	03/09/2015	10/09/2015	65300	452000	443000	110000	<100	142	3140	21300	43500	133000	184000	62700	11400	6190	<40	<40	14200	<40	<12	107	148000	<24	<20	<12	<24	<9	<8	1540000	1000000	391000
TPE 2585	0.50-0.50	28/08/2015	31/08/2015	07/09/2015	<40	<100	<100	<100	<100	<40	<40	<40	<40	<100	<100	2420	<100	<100	<40	<40	<40	<40	<12	101	<176	<24	<20	<12	<24	<9	<8	2420	<100	2420
TPE 2585	1.00-1.00	28/08/2015	31/08/2015	08/09/2015	189	3320	10100	13600	1670	<40	54.5	69.5	126	<100	<100	6360	3920	1630	<40	<40	46	<40	<12	91	500	<24	<20	<12	<24	<9	<8	39500	28700	10300
TPE 2629	0.60-0.60	28/08/2015	31/08/2015	09/09/2015	213	2240	1770	20300	8720	<40	97.5	113	143	138	3120	26400	17400	7540	<40	<40	88.8	<40	<12	77	698	<24	<20	<12	<24	<9	20	80800	33000	47100
TPE 2629	1.40-1.40	28/08/2015	31/08/2015	08/09/2015	<40	<100	1430	7310	2720	<40	<40	<40	<40	<100	<100	3940	5790	3160	<40	<40	<40	<40	<12	96	<176	<24	<20	<12	<24	<9	<8	21200	11500	9730
TPE 2629	2.50-2.50	28/08/2015	31/08/2015	08/09/2015	5090	88800	150000	146000	23900	40.3	790	1290	3390	13900	59500	107000	31400	13000	<40	<40	857	<40	<12	72	11500	<24	<20	<12	<24	<9	<8	632000	408000	212000
TPE 2630	0.60-0.60	28/08/2015	31/08/2015	07/09/2015	915	<100	<100	<100	<100	<40	399	866	610	<100	<100	6350	<100	<100	<40	<40	577	<40	<12	125	3390	<24	<20	<12	<24	<9	<8	9740	<100	6350
TPE 2630	1.50-1.50	28/08/2015	31/08/2015	09/09/2015	177000	1050000	955000	907000	179000	42700	670000	299000	118000	296000	492000	808000	243000	96100	<200	<200	199000	<200	<60	145	1510000	<120	<100	<60	<24	<9	<40	6430000	3090000	1840000
TPE 2630	2.30-2.30	28/08/2015	31/08/2015	08/09/2015	143000	281000	240000	174000	23500	2210	177000	159000	95400	91600	115000	132000	35800	14300	<200	<200	106000	<200	<60	130	682000	<120	<100	<60	<24	<9	<40	1770000	718000	375000
TPE 2632	0.50-0.50	28/08/2015	31/08/2015	09/09/2015	322	3300	11500	18200	7330	<40	<40	55.2	215	617	3660	20200	13000	6290	<40	<40	<40	<40	<12	95	647	<24	<20	<12	<24	<9	<8	78400	40400	37400
TPE 2632	1.00-1.00	28/08/2015	31/08/2015	08/09/2015	<40	<100	1480	39000	33100	<40	<40	<40	<40	<100	<100	13300	22700	10500	<40	<40	<40	<40	<12	80	<176	<24	<20	<12	<24	<9	<8	110000	73600	36000
TPE 2632	2.00-2.00	28/08/2015	31/08/2015	07/09/2015	<40	<100	157	20700	19500	<40	<40	<40	<40	<100	<100	6540	14600	6880	<40	<40	<40	<40	<12	91	<176	<24	<20	<12	<24	<9	<8	61600	40400	21200
TPE 2686	0.50-0.50	28/08/2015	31/08/2015	09/09/2015	<40	6620	129000	676000	166000	<40	<40	<40	<40	1670	24000	520000	280000	117000	<40	<40	<40	<40	<12	90	<176	<24	<20	<12	<24	<9	<8	1800000	978000	826000
TPE 2686	1.20-1.20	28/08/2015	31/08/2015	08/09/2015	120	2210	42000	205000	47900	<40	149	140	79.9	<100	7860	157000	91200	37800	<40	<40	93.2	<40	<12	75	605	<24	<20	<12	<24	<9	<8	554000	297000	256000
TPE 2686	2.50-2.50	28/08/2015	31/08/2015	07/09/2015	40000	190000	47600	38400	6280	<40	156	13900	26700	33800	19900	35800	15100	6440	<40	<40	9260	<40	<12	83	90000	<24	<20	<12	<24	<9	<8	477000	282000	105000
TPE2631	0.50-	21/08/2015	22/08/2015	02/09/2015	<40	480	2000	33800	21100	<40	<40	<40	<40	<100	1780	34900	34600	16100	<40	<40	<40	<40	<12	79	<176	<24	<20	<12	<24	<9	<8	129000	57400	71300

Monitor Phase 69

Sample Descr	Sample Depth	Date Sampled	Received On	Date Complete	Aliphatics >C10-C12 µg/kg	Aliphatics >C12-C16 µg/kg	Aliphatics >C16-C21 µg/kg	Aliphatics >C21-C35 µg/kg	Aliphatics >C35-C44 µg/kg	Aliphatics >C5-C6 µg/kg	Aliphatics >C6-C8 µg/kg	Aliphatics >C8-C10 µg/kg	Aromatics >EC10-EC12 µg/kg	Aromatics >EC12-EC16 µg/kg	Aromatics >EC16-EC21 µg/kg	Aromatics >EC21-EC35 µg/kg	Aromatics >EC35-EC44 µg/kg	Aromatics >EC40-EC44 µg/kg	Aromatics >EC5-EC7 µg/kg	Aromatics >EC7-EC8 µg/kg	Aromatics >EC8-EC10 µg/kg	Benzene µg/kg	Ethylbenzene µg/kg	GRO Surrogate % recovery** %	GRO TOT (Moisture Corrected) µg/kg	m,p-Xylene µg/kg	Methyl tertiary butyl ether (MTBE) µg/kg	o-Xylene µg/kg	BTEX by GC µg/kg	xylene by GC µg/kg	Toluene µg/kg	Total Aliphatics & Aromatics >C5-C44 µg/kg	Total Aliphatics >C12-C44 µg/kg	Total Aromatics >EC12-EC44 µg/kg
			Commercial >1m 1% RBSL																71000	617000	547000	5000									389000			
TPE2631	1.50-	21/08/2015	22/08/2015	01/09/2015	39000	688000	691000	558000	92600	<40	3920	20700	26000	157000	264000	307000	71400	26000	<40	<40	13800	<40	<12	83	103000	<24	<20	<12	<24	<9	<8	2930000	2030000	799000
TPE2631	2.50-	21/08/2015	22/08/2015	01/09/2015	17400	210000	215000	168000	26900	219	5730	8870	11600	78500	110000	110000	15200	3680	<40	<40	5910	<40	<12	90	49800	<24	<20	<12	<24	<9	<8	984000	620000	314000
TPE2633	0.50-	21/08/2015	22/08/2015	01/09/2015	<40	452	826	2210	<100	<40	<40	<40	<40	<100	1030	5110	6850	3820	<40	<40	<40	<40	<12	92	<176	<24	<20	<12	<24	<9	<8	16500	3490	13000
TPE2633	1.90-	21/08/2015	22/08/2015	01/09/2015	<40	<100	<100	<100	<100	<40	<40	<40	<40	<100	<100	<100	2120	1140	<40	<40	<40	<40	<12	82	<176	<24	<20	<12	<24	<9	<8	2120	<100	2120
TPE2633	2.80-	21/08/2015	22/08/2015	01/09/2015	<40	<100	<100	15600	18200	<40	<40	<40	<40	<100	<100	5180	7820	3910	<40	<40	<40	<40	<12	83	<176	<24	<20	<12	<24	<9	<8	46800	33800	13000
TPE2633	3.80-	21/08/2015	22/08/2015	02/09/2015	130	1060	2020	966	<100	<40	65.6	80.4	86.8	<100	1050	904	183	<100	<40	<40	59.2	<40	<12	94	443	<24	<20	<12	<24	<9	<8	6620	4040	2130
TPE2634	0.50-	21/08/2015	22/08/2015	02/09/2015	840	1500	1180	988	<100	<40	134	401	560	1070	4340	28400	8770	3050	<40	<40	268	<40	<12	86	2210	<24	<20	<12	<24	<9	<8	48500	3660	42600
TPE2634	1.50-	21/08/2015	22/08/2015	01/09/2015	<40	<100	<100	<100	<100	<40	<40	<40	<40	<100	<100	1480	447	<100	<40	<40	<40	<40	<12	80	<176	<24	<20	<12	<24	<9	<8	1930	<100	1930
TPE2634	2.50-	21/08/2015	22/08/2015	01/09/2015	<40	<100	801	<100	2930	<40	<40	<40	<40	<100	1300	5980	14800	7840	<40	<40	<40	<40	<12	83	<176	<24	<20	<12	<24	<9	<8	25800	3730	22100
TPE2685	0.50-	21/08/2015	22/08/2015	02/09/2015	171	2080	4540	4190	<100	<40	<40	113	<100	433	1920	<100	<100	<100	<40	<40	<40	<40	<12	80	353	<24	<20	<12	<24	<9	<8	13500	10800	2360
TPE2685	1.50-	21/08/2015	22/08/2015	01/09/2015	82900	1510000	608000	324000	66900	<40	18700	97800	55300	204000	182000	196000	60000	25000	3160	<40	65200	3160	<12	97	323000	<24	<20	<12	3160	<9	<8	3470000	2500000	642000
TPE2685	2.50-	21/08/2015	22/08/2015	02/09/2015	145000	1110000	505000	258000	47400	<100	20900	119000	96700	218000	174000	177000	50100	20900	<100	<100	79300	<100	<30	96	461000	<60	<50	<30	<24	<9	<20	3000000	1920000	620000
TPE2689	0.50-	21/08/2015	22/08/2015	02/09/2015	<40	1130	3320	12300	9030	<40	<40	<40	<40	<100	925	10700	14200	7290	<40	<40	<40	<40	<12	89	<176	<24	<20	<12	<24	<9	<8	51600	25800	25800
TPE2689	1.50-	21/08/2015	22/08/2015	01/09/2015	<40	<100	<100	<100	<100	<40	<40	<40	<40	<100	<100	<100	<100	<100	<40	<40	<40	<40	<12	88	<176	<24	<20	<12	<24	<9	<8	<100	<100	<100
TPE2793	0.50-	21/08/2015	22/08/2015	01/09/2015	<40	3020	27600	34400	2210	<40	<40	<40	<40	<100	2290	21000	10900	4070	<40	<40	<40	<40	<12	88	<176	<24	<20	<12	<24	<9	<8	101000	67200	34200
TPE2793	1.50-	21/08/2015	22/08/2015	01/09/2015	<40	260	6100	10300	1000	<40	<40	<40	<40	<100	1610	12900	4440	<100	<40	<40	<40	<40	<12	77	<176	<24	<20	<12	<24	<9	<8	36700	17700	19000
TPE2635	0.40-	19/08/2015	21/08/2015	01/09/2015	<10	<100	<100	6680	<100	<10	<10	<10	<10	<100	233	9850	9400	4170	<10	<10	<10	<10	<3	92	<44	<6	<5	<3	<24	<9	<2	26200	6680	19500
TPE2635	1.50-	19/08/2015	21/08/2015	28/08/2015	<40	673	<100	<100	<100	<40	<40	<40	<40	<100	<100	992	<100	<100	<40	<40	<40	<40	<12	91	<176	<24	<20	<12	<24	<9	<8	1660	673	992
TPE2635	2.70-	19/08/2015	21/08/2015	28/08/2015	<40	888	102	<100	<100	<40	<40	<40	<40	<100	<100	1750	<100	<100	<40	<40	<40	<40	<12	82	<176	<24	<20	<12	<24	<9	<8	2740	989	1750
TPE2636	0.40-	19/08/2015	21/08/2015	01/09/2015	<40	<100	<100	5340	1780	<40	<40	<40	<40	<100	1130	11700	8170	3760	<40	<40	<40	<40	<12	56	<176	<24	<20	<12	<24	<9	<8	28100	7130	21000
TPE2636	1.80-	19/08/2015	21/08/2015	28/08/2015	<40	627	<100	<100	<100	<40	<40	<40	<40	<100	<100	<100	<100	<100	<40	<40	<40	<40	<12	91	<176	<24	<20	<12	<24	<9	<8	627	627	<100
TPE2690	0.50-	19/08/2015	21/08/2015	01/09/2015	<40	1020	4240	20000	11200	<40	<40	<40	<40	376	2710	28700	22100	10000	<40	<40	<40	<40	<12	54	<176	<24	<20	<12	<24	<9	<8	90300	36500	53900
TPE2690	1.60-	19/08/2015	21/08/2015	01/09/2015	<40	<100	1570	60200	87900	<40	<40	<40	<40	<100	1770	58900	120000	65100	<40	<40	<40	<40	<12	46	<176	<24	<20	<12	<24	<9	<8	330000	150000	181000
TPE2741	0.50-	19/08/2015	21/08/2015	01/09/2015	42.2	176000	378000	162000	9180	<40	43.3	<40	<40	9450	62000	77000	12800	4860	<40	<40	<40	<40	<12	67	<176	<24	<20	<12	<24	<9	<8	886000	725000	161000
TPE2741	1.70-	19/08/2015	21/08/2015	28/08/2015	964	1060	781	786	<100	<40	107	228	643	562	754	2090	<100	<100	<40	<40	152	<40	<12	88	2120	<24	<20	<12	<24	<9	<8	8150	2630	3410
TPE2794	0.50-	20/08/2015	21/08/2015	28/08/2015	<40	15900	52100	119000	17300	<40	<40	<40	<40	2250	20000	215000	91600	34200	<40	<40	<40	<40	<12	73	<176	<24	<20	<12	<24	<9	<8	532000	204000	328000
TPE2794	1.30-	20/08/2015	21/08/2015	28/08/2015	<40	25900	59400	112000	11200	<40	<40	<40	<40	3030	20300	169000	66600	26600	<40	<40	<40	<40	<12	79	<176	<24	<20	<12	<24	<9	<8	467000	209000	259000
TPE2691	0.50-	19/08/2015	20/08/2015	28/08/2015	<40	1090	603	889	<100	<40	<40	<40	<40	<100	<100	<100	<100	<100	<40	<40	<40	<40	<12	66	<176	<24	<20	<12	<24	<9	<8	2580	2580	<100
TPE2742	0.50-	19/08/2015	20/08/2015	28/08/2015	<40	6190	45300	47600	5130	<40	<40	<40	<40	223	6940	34400	17000	6730	<40	<40	<40	<40	<12	86	<176	<24	<20	<12	<24	<9	<8	163000	104000	58600
TPE2742	1.70-	19/08/2015	20/08/2015	27/08/2015	64800	845000	492000	238000	44700	<40	2590	37700	43200	128000	184000	175000	51700	19600	<40	<40	25200	<40	<12	64	173000	<24	<20	<12	<24	<9	<8	2330000	1620000	538000
TPE2795	0.50-	19/08/2015	20/08/2015	27/08/2015	<40	<100	7710	22000	2160	<40	<40	<40	<40	595	2690	45900	36800	15100	<40	<40	<40	<40	<12	81	<176	<24	<20	<12	<24	<9	<8	118000	31800	86000
TPE2795	1.80-	19/08/2015	20/08/2015	27/08/2015	<40	<100	3580	9970	1600	<40	<40	<40	<40	<100	1010	16200	13000	5180	<40	<40	<40	<40	<12	84	<176	<24	<20	<12	<24	<9	<8	45400	15200	30200
TPE2740	0.50-		24/08/2015	02/09/2015	70.2	63900	249000	370000	241000	<40	<40	<40	46.8	11500	198000	581000	334000	149000	<40	<40	<40	<40	<12	71	<176	<24	<20	<12	<24	<9	16.4	2050000	924000	1120000
TPE2740	1.50-		24/08/2015	02/09/2015	352	23300	94600	121000	21300	<40	<40	109	234	1590	18800	69100	35100	14800	<40	<40	72.5	<40	<12	73	784	<24	<20	<12	<24	<9	<8	385000	260000	125000
TPE2817	0.50-	25/06/2015	27/06/2015	24/07/2015	7620	351000	618000	737000	165000	<40	613	5710	5080	17200	139000	317000	104000	38600	<40	<40	3810	<40	<12	67	22900	<24	<20	<12	<24	<9	<8	2470000	1870000	577000
TPE2817	1.50-	25/06/2015	27/06/2015	14/07/2015	8500	308000	498000	565000	122000	<40	872	4210	5670	31300	151000	278000	86000	31900	<40	<40	2810	<40	<12	78	22100	<24	<20	<12	<24	<9	<8	2060000	1490000	546000
TPE2817	3.00-	25/06/2015	27/06/2015	14/07/2015	41900	574000	447000	441000	38300	<40	5610	35800	27900	171000	275000	341000	34000	12600	<40	<40	23900	<40	<12	101	135000	<24	<20	<12	<24	<9	<8	2460000	1500000	821000
TPE2818	0.50-	25/06/2015	29/06/2015	24/07/2015	<40	20100	61400	271000	142000	<40	<40	<40	<40	2550	17600	316000	335000	137000	<40	<40	<40	<40	<12	71	<176	<24	<20	<12	<24	<9	<8	1170000	494000	672000
TPE2818	1.00-	25/06/2015	29/06/2015	24/07/2015	<40	<100	<100	<100	3370	<100	<40	<40	<40	<100	360	8430	4190	1780	<40	<40	<40	<40	<12	127	<176	<24	<20	<12	<24	<9	<8	16400	3370	13000
TPE2818	2.40-	25/06/2015	29/06/2015	13/07/2015	<40	<100	<100	<100	<100	<40	<40	<40	<40	<100	<100	<100	<100	<100	<40	<40	<40	<40	<12	85	<176	<24	<20	<12	<24	<9	<8	<100	<100	<100
TPE2818	3.00-	25/06/2015	29/06/2015	14/07/2015	<40	<100	<100	<100	<100	<40	<40	<40	<40	<100	<100	<100	<100	<100	<40	<40	<40	<40	<12	86	<176	<24	<20	<12	<24	<9	<8	<100	<100	<100
TPE2818	4.00-	25/06/2015	27/06/2015	13/07/2015	13600	7470	15600	63400	21100	<40	3210	14100	9080	2410	12800	52600	31600	14500	<40	<40	9400	<40	<12	89	49500	<24	35.5	<12	<24	<9	<8	257000	108000	99500
TPE2866	0.50-	25/06/2015	27/06/2015	24/07/2015	2470	199000	362000	279000	67800	<40	90.4	580	1650	88700	244000	215000	64600	25100	<40	<40	386	<40	<12	79	5200	<24	<20	<12	<24	<9	<8	1530000	908000	612000
TPE2866	1.50-	25/06/2015	27/06/2015	13/07/2015	8310	664000	1790000	1350000	101000	74.3	754	4170	5540	110000	682000	669000	57400	18100	<40	<40	2780	<40	<12	45	21700	<24	89.7	<12	<24	<9	<8	5450000	3910000	1520000
TPE2866	2.20-	25/06/2015	27/06/2015	13/07/2015	9280	1010000	2960000	2120000	121000	991	1960	5610	6190	92500	831000	856000	63000	18800	79.1	<40	3740	79.1	<12	57	27800	<24	<20	<12	79.1	<9	<8	8080000	6210000	1840000
TPE2866	4.00-	25/06/2015	29/06/2015	14/07/2015	4140	572000	1710000	1280000	81200	55.4	328	1180	2760	30300	318000	383000	20600	5070	<40	<40	783	<40	<12	77	9240	<24	<20	<12	<24	<9	<8	4410000	3650000	751000
TPE2896	0.50-	25/06/2015	27/06/2015	24/07/2015	5320	263000	791000	1650000	181000	<40	115	1750	3550	19300	215000	656000	97100	28900	<40	<40	1170	<40	<12	71	11900	<24	<20	<12	<24	<9	<8	3890000	2890000	987000
TPE2896	1.50-	25/06/2015	27/06/2015	14/07/2015	6200	209000	634000	1220000	64500	230	2190	2350	4140	20500	182000	430000	22700	5750	<40	<40	1560	<40	<12	70	16700	<24	<20	<12	<24	<9	<8	2800000	2120000	655000
TPE2897	0.30-	25/06/2015	27/06/2015	13/07/2015	3950	57900	88300	164000	69700	<40	2350	3290	2630	13400	40900	72000	30000	12100	<40	<40	2190	<40	<12	84	14500	<24	<20	<12	<24	<9	<8	550000	380000	156000
TPE2897	1.50-	25/06/2015	27/06/2015	14/07/2015	10800	152000	198000	87400	23800	<40	226	1100	7210	4890	24800	17500	2870	900	<40	<40	732	<40	<12	89	20100	<24	<20	<12	<24	<9	<8	532000	461000	50100
TPE2897	3.00-	25/06/2015	27/06/2015	14/07/2015	4540	214000	825000	873000	31500	59.4	559	1280	3030	67700	376000	439000	14300	3410	<40	<40	855	<40	<12	82	10300	<24	<20	<12	<24	<9	<8	2850000	1940000	897000
TPE2897	4.00-	25/06/2015	27/06/2015	14/07/2015	1260	41000	175000	256000	13000	53.3	235	235	840	8220	54800	104000	11200	4450	<40	<40	157	<40	<12	77	2780	<24	<20	<12	<24	<9	<8	665000	484000	178000
TPE2897	5.00-	25/06/2015	27/06/2015	14/07/2015	713	12400	43700	58000	2290	66.7	324	284	476	1080	10300	20100	1210	<100	<40	<40	190	<40	<12	32	2060	<24	<20	<12	<24	<9	<8	151000	116000	32700
TPE2895	0.20-	24/06/2015	26/06/2015	22/07/2015	<40	18900	103000	138000	17600	<40	<40	<40	<40	2100	23400	83400	21300	9650	<40	<40	<40	<40	<12	91	<176	<24	<20	<12	<24	<9	<8	408000	278000	130000
TPE2895	0.50-	24/06/2015	26/06/2015	22/07/2015	5530	396000	620000	403000	83400	<40	115	1290	3680	42700	164000	164000	47700	19100	<40	<40	894	<40	<12	92	11500	<24	<20	28.8	28.8	28.8	<8	1930000	1500000	419000
TPE2895	1.10-	24/06/2015	26/06/2015	13/07/2015	6740	144000	257000	243000	67100	<40	878	3350	4490	28400	118000	145000	54800	22400	<40	<40	2230	<40	<12	126	17700	<24	<20	<12	<24	<9	<8	1080000	712000	346000
TPE2940	0.50-	24/06/2015	26/06/2015	23/07/2015	2650	124000	196000	295000	64400	<40	225	1140	1770	25200	94000	195000	52000	19700	<40	<40	799	<40	15.7	94	6620	<24	<20	22.4	38.1	22.4	<8	1050000	680000	367000
TPE2940	1.50-	24/06/2015	26/06/2015	10/07/2015	2770	210000	460000	1110000	106000	<40	179	826	1850	35200	156000	474000	51400	11600	<40	<40	578	<40	<12	94	6220	<24	<20	20.6	<24	20.6	<8	2610000	1890000	717000
TPE2941	0.50-	24/06/2015	26/06/2015	13/07/2015	6380	949000	3380000	6780000	563000	<40	323	3110	4250	233000	1580000	3580000	342000	90900	<40	<40	2130	<40	<12	63	16200	61.4	<20	<12	61.4	61.4	<8	17400000	11700000	5730000
TPE2941	1.50-	24/06/2015	26/06/2015	10/07/2015	177	6920	29400	68000	6780	<40	<40	60.5	119	2160	21000	60700	9910	3540	<40	<40	40.3	<40	<12	75	444	<24	<20	<12	<24	<9	<8	205000	111000	93800
TPE2942	0.30-	24/06/2015	26/06/2015	13/07/2015	1820	52300	79300	124000	34100	<40	115	696	1210	9700	30700	71300	24700	9620	<40	<40	484	<40	<12	94	4350	<24	<20	<12	<24	<9	<8	431000	290000	136000
TPE2942	1.30-	24/06/2015	26/06/2015	10/07/2015	2190	176000	623000	1060000	34300	<40	72.3	589	1460	73700	305000	556000	15500	3040	<40	<40	411	<40	<12	87	4740	<24	<20	15.3	<24	15.3	<8	2850000	1900000	950000
TPE2942	3.00-	24/06/2015	26/06/2015	10/07/2015	1120	<100	<100	<100	<100	<40	158	785	746	6830	7970	<100	<100	<100	<40	<40	523	<40	<12	101	3350	<24	<20	<12	<24	<9	<8	18200	<100	14800
TPE2942	4.00-	24/06/2015	26/06/2015	13/07/2015	276	11300	23300	26300	2800	<40	107	99.9	184	<100	27200	30000	7780	3140	<40	<40	66.6	<40	<12	75	763	<24	<20	<12	<24	<9	<8	129000	63700	65000
TPE2942	5.20-	24/06/2015	26/06/2015	13/07/2015	<40	<100	837	569	574	<40	<40	<40	<40	856	1590	4700	4000	2280	<40	<40	<40	<40	<12	61	<176	<24	<20	<12	<24	<9	<8	13100	1980	11100

Monitor Phase 69

Sample Desc	Sample Depth	Date Sampled	Received On	Date Complete	Acenaphthene	Acenaphthene-d10 % recovery**	Acenaphthylene	Anthracene	Benz(a)anthracene	Benzo(a)pyrene	Benzo(b)fluoranthene	Benzo(g,h,i)perylene	Benzo(k)fluoranthene	Chrysene	Chrysene-d12 % recovery**	Dibenzo(a,h)anthracene	Fluoranthene	Fluorene	Indeno(1,2,3-cd)pyrene	Naphthalene	Naphthalene-d8 % recovery**	PAH, Total Detected USEPA 16	Perylene-d12 % recovery**	Phenanthrene	Phenanthrene-d10 % recovery**	Pyrene
					µg/kg	%	µg/kg	µg/kg	µg/kg	µg/kg	µg/kg	µg/kg	µg/kg	µg/kg	%	µg/kg	µg/kg	µg/kg	µg/kg	µg/kg	%	µg/kg	%	µg/kg	%	µg/kg
			Commercial >1m 1% RBSL																							
IP4208	0.50-	05/08/2015	06/08/2015	14/08/2015	<8	93.4	<12	<16	<14	23.1	93.4	<24	<14	72	94.9	<23	56.1	15.5	<18	24.5	96	480	96.1	154	93	41.2
IP4208	1.50-	05/08/2015	06/08/2015	14/08/2015	<8	103	<12	<16	<14	<15	31.9	<24	<14	19.2	94.3	<23	<17	<10	<18	10.8	103	179	97.7	117	103	<15
IP4210	0.50-	05/08/2015	06/08/2015	18/08/2015	10.1	99.1	<12	30.9	140	184	292	144	92.9	200	98	44.7	226	13.2	118	47.2	101	1920	96.8	174	100	202
IP4210	1.50-	05/08/2015	06/08/2015	14/08/2015	<8	98.3	<12	<16	15.3	<15	31.9	<24	<14	31.7	91	<23	<17	<10	<18	9.74	97.9	179	93.4	90.3	98.3	<15
IP4211	0.50-	05/08/2015	06/08/2015	14/08/2015	<8	98.7	<12	<16	<14	<15	32.2	<24	<14	26.1	97.6	<23	<17	<10	<18	10.2	101	<118	93.9	47.9	99.5	<15
IP4211	1.50-	05/08/2015	06/08/2015	14/08/2015	<8	95.1	<12	<16	<14	<15	28.6	<24	<14	26.6	88.3	<23	<17	<10	<18	178	95.3	312	91.6	79.1	95.8	<15
IP4212	0.50-	05/08/2015	06/08/2015	14/08/2015	<8	93.8	<12	<16	<14	<15	32.9	<24	<14	32	97.3	<23	<17	<10	<18	<9	97.7	<118	98.3	46.8	93.1	<15
IP4212	1.50-	05/08/2015	06/08/2015	14/08/2015	<8	99	<12	<16	22.3	29.3	48.9	37.5	17.7	52.3	90	36.4	23.7	<10	34.9	<9	104	414	79.9	93.5	98.7	17.2
IP4213	0.50-	05/08/2015	06/08/2015	14/08/2015	16.4	94.6	<12	59.7	257	335	528	224	162	380	102	75.3	317	46.5	184	181	94.9	3370	106	283	95.7	325
IP4213	1.50-	05/08/2015	06/08/2015	14/08/2015	<8	99.6	<12	33	134	120	185	89.9	63.1	150	101	30.5	216	21.1	68.5	31.1	98.6	1520	109	187	101	196
IP4214	0.50-	05/08/2015	06/08/2015	14/08/2015	30.5	105	<12	106	329	356	578	324	218	324	119	94.4	462	67.8	262	95.7	109	4060	124	354	106	462
IP4214	1.50-	05/08/2015	06/08/2015	14/08/2015	47.5	98.5	26.9	108	172	223	369	215	112	234	98.8	90.3	261	101	175	81.6	96.4	2890	103	339	99	338
TPE2372	0.30-	20/07/2015	21/07/2015	30/07/2015	146	93.7	34.6	181	1290	1820	3080	1680	993	1450	91	450	2360	111	1360	234	94	18100	99.2	1240	92.2	1700
TPE2372	1.50-	20/07/2015	21/07/2015	30/07/2015	839	103	<12	2110	109	92	198	83.4	61.2	145	103	28	196	2360	68.7	1200	102	12700	106	4860	104	329
TPE2372	2.50-	20/07/2015	21/07/2015	30/07/2015	12.9	86.7	<12	<16	<14	<15	<15	<24	<14	15.3	78.4	<23	<17	12	<18	21.4	88.8	133	72.8	71	86.4	<15
TPE2372	3.50-	20/07/2015	21/07/2015	30/07/2015	33.3	86.7	<12	87.2	48.6	43.2	117	53.5	36.6	71.4	80.4	<23	76.6	92.7	38.6	63.2	88.6	1100	76.7	237	86.4	97.7
TPE2372	4.50-	20/07/2015	21/07/2015	30/07/2015	14.7	91.3	<12	20.3	<14	<15	17.3	<24	<14	13.6	84.1	<23	<17	29.7	<18	<9	92.9	198	79.5	102	91.1	<15
TPE2373	0.50-	20/07/2015	21/07/2015	30/07/2015	396	93.3	24	400	2010	2200	3160	1640	1080	2060	94.8	548	2770	326	1570	67.8	93.2	22000	101	1610	92.9	2120
TPE2373	1.60-	20/07/2015	21/07/2015	30/07/2015	4560	102	<60	11600	8800	8090	15600	5980	4980	11100	89.8	1970	14000	8650	4940	1910	88.2	139000	94.6	16300	94	20600
TPE2373	2.50-	20/07/2015	21/07/2015	30/07/2015	275	98.5	<12	344	319	275	527	232	146	336	101	70.3	483	570	183	265	95.9	5530	102	1040	97.3	465
TPE2373	3.50-	20/07/2015	21/07/2015	30/07/2015	309	110	<12	344	146	172	413	236	124	238	111	64.3	251	536	168	673	104	5000	113	1030	106	294
TPE2373	4.50-	20/07/2015	21/07/2015	30/07/2015	70.9	92.8	<12	90.6	<14	<15	32.8	<24	<14	35.4	89.2	<23	<17	188	<18	129	93.1	919	87.1	341	93.2	30.8
TPE2407	0.50-	20/07/2015	21/07/2015	30/07/2015	<8	102	<12	<16	<14	<15	<15	<24	<14	<10	98	<23	<17	<10	<18	<9	103	<118	103	20.1	101	<15
TPE2407	1.50-	20/07/2015	21/07/2015	30/07/2015	1750	98	<12	8440	33.1	<15	45.7	<24	<14	62.4	94.3	<23	296	4950	<18	656	93.3	32100	97.2	14900	97	966
TPE2407	2.50-	20/07/2015	21/07/2015	30/07/2015	3060	99.2	<12	4220	<14	<15	37.6	<24	<14	39.1	96.9	<23	139	5770	<18	<9	95.8	26800	98.7	13100	98.8	423
TPE2407	3.50-	20/07/2015	21/07/2015	30/07/2015	449	93.2	<12	621	<14	<15	36.2	<24	<14	33.4	94.6	<23	30.5	606	<18	199	92.8	3900	97.7	1860	94.7	57
TPE2407	4.50-	20/07/2015	21/07/2015	30/07/2015	145	92.4	<12	195	<14	<15	46.7	<24	<14	35.9	91.5	<23	<17	242	<18	37.9	91.7	1450	89.5	725	93	20.4
TPE2450	0.50-	21/07/2015	22/07/2015	03/08/2015	<8	86.9	<12	<16	32.5	20.1	20.9	28.5	<14	<10	85.5	<23	<17	<10	<18	<9	89.1	<118	89.5	<15	86.5	<15
TPE2450	1.50-	21/07/2015	22/07/2015	03/08/2015	47.6	87.4	<12	151	<14	<15	22.5	<24	<14	16.5	85.9	<23	22.9	109	<18	134	87.5	891	85.5	345	90.4	42
TPE2450	2.50-	21/07/2015	22/07/2015	03/08/2015	125	87.6	<12	190	<14	<15	34.3	<24	<14	29.7	85.7	<23	27	249	<18	186	87.5	1520	90.6	639	88.2	40.1
TPE2450	3.50-	21/07/2015	22/07/2015	03/08/2015	166	98.6	<12	149	43.6	<15	46.2	<24	<14	32.9	96.9	<23	23.6	247	<18	220	99.9	1550	104	595	98.5	32.7
TPE2451	0.50-	21/07/2015	22/07/2015	03/08/2015	<8	93.2	<12	<16	18.8	<15	<15	<24	<14	<10	83.2	<23	<17	<10	<18	11.4	94.4	<118	77.9	24.9	90.9	<15
TPE2451	1.80-	21/07/2015	22/07/2015	03/08/2015	75.6	91.9	<12	73.3	<14	<15	49.4	<24	<14	43.2	90.4	<23	38.2	145	<18	57.3	92.2	686	91	165	94.6	38.8
TPE2451	2.90-	21/07/2015	22/07/2015	03/08/2015	102	84.7	38.8	123	21.8	23.3	17.8	<24	16.9	26.4	77.2	<23	<17	153	<18	90.4	85.4	1060	68.9	432	81.9	17.2
TPE2451	4.60-	21/07/2015	22/07/2015	03/08/2015	21.7	89	<12	<16	<14	<15	27.2	<24	<14	26.6	85.1	<23	<17	41.6	<18	75.6	90.6	329	88.1	136	88.7	<15
TPE2451	5.50-	21/07/2015	22/07/2015	03/08/2015	22.2	82	<12	<16	<14	<15	23	<24	<14	17.2	85.8	<23	<17	26.1	<18	84.3	85.9	253	87.4	80.3	82.1	<15
TPE2452	0.50-	21/07/2015	22/07/2015	03/08/2015	<8	81.7	<12	<16	<14	<15	<15	<24	<14	<10	77.3	<23	<17	<10	<18	90.5	83.6	162	80.1	45.1	80.5	26.9
TPE2452	1.50-	21/07/2015	22/07/2015	03/08/2015	42.5	85.2	<12	60.4	<14	<15	24.7	<24	<14	30.1	76.8	<23	20.5	204	<18	3870	86.2	4600	69.1	303	82.1	45.8
TPE2452	2.40-	21/07/2015	22/07/2015	03/08/2015	22.8	87.7	13.3	38	22.3	<15	<15	<24	<14	19.1	84.6	<23	<17	151	<18	1480	89.3	2000	88.8	218	87.9	35.9
TPE2452	3.50-	21/07/2015	22/07/2015	03/08/2015	35.3	88.7	<12	30.8	<14	<15	30.9	<24	<14	26.1	85.7	<23	<17	100	<18	842	89.7	1240	84.5	174	90.2	<15
TPE2452	4.50-	21/07/2015	22/07/2015	03/08/2015	32.9	87.7	15.6	36.2	16.5	<15	17.8	<24	<14	28.3	84.9	<23	<17	107	<18	576	89.3	1030	89.3	183	87.3	17.9
TPE2452	5.40-	21/07/2015	22/07/2015	03/08/2015	234	90.3	<12	163	39.1	<15	64	<24	<14	62.6	89.6	<23	43.1	306	<18	434	91	2040	96.4	630	88.9	62.2
TPE2539	0.50-0.50	03/09/2015	04/09/2015	14/09/2015	<8	87.6	<12	<16	<14	<15	27	<24	<14	<10	91.3	<23	<17	<10	<18	12.1	87	<118	102	41.7	86.8	<15
TPE2539	1.50-1.50	03/09/2015	04/09/2015	11/09/2015	<8	101	<12	288	<14	<15	32.8	<24	<14	<10	97.6	<23	26.7	645	<18	267	100	2260	98.8	933	98.2	71.4
TPE2539	2.50-2.50	03/09/2015	04/09/2015	11/09/2015	105	97.9	<12	395	<14	<15	<15	<24	<14	35	95.3	<23	<17	1180	<18	451	97.6	3730	98.4	1480	95.5	88.7
TPE2539	3.50-3.50	03/09/2015	04/09/2015	11/09/2015	<8	103	<12	454	<14	<15	34.7	<24	<14	65.2	101	<23	39.2	1290	<18	536	102	4220	101	1710	101	92.2
TPE2539	4.50-4.50	03/09/2015	04/09/2015	11/09/2015	<8	99.8	<12	<16	<14	<15	37.9	<24	<14	49.9	87.1	<23	<17	13.7	<18	12	100	259	85.6	146	96.2	<15
TPE2540	0.50-0.50	03/09/2015	04/09/2015	14/09/2015	<8	87.6	<12	<16	<14	38.6	89.3	40.9	26.8	58.8	80.1	<23	57.1	<10	30.1	15	88.9	466	88.7	67.4	85	42.3
TPE2540	1.50-1.50	03/09/2015	04/09/2015	11/09/2015	<8	96.4	<12	<16	<14	<15	<15	<24	<14	<10	88.1	<23	<17	<10	<18	<9	97.7	<118	90.2	33.3	94.4	<15
TPE2540	2.50-2.50	03/09/2015	04/09/2015	11/09/2015	<8	98.5	<12	<16	<14	<15	44.6	<24	<14	41.1	88.3	<23	<17	<10	<18	<9	98.5	169	88.4	83.4	95.2	<15
TPE2540	3.50-3.50	03/09/2015	04/09/2015	11/09/2015	<8	98.6	<12	<16	<14	<15	47.9	<24	<14	55.6	87.2	<23	<17	<10	<18	<9	99.4	266	86.6	163	95.2	<15
TPE2582	0.50-0.50	03/09/2015	04/09/2015	14/09/2015	23.9	92	<12	91.9	1540	1600	2700	984	877	1520	87.4	370	1740	36.3	923	95.2	93.1	14400	90.9	618	91.2	1270
TPE2582	1.50-1.50	03/09/2015	04/09/2015	11/09/2015	<8	97.9	<12	<16	36.7	35	101	45.1	28.9	54.4	89.1	<23	63.6	<10	34.1	15.7	98.6	515	90.5	51.3	95.1	49.7
TPE2582	2.50-2.50	03/09/2015	04/09/2015	11/09/2015	147	102	18.5	403	47	<15	26.9	<24	<14	48.7	111	<23	44.1	568	<18	195	97.5	1880	117	247	105	136
TPE2582	3.50-3.50	03/09/2015	04/09/2015	11/09/2015	69.4	93	<12	232	29.9	<15	36.6	<24	<14	52.3	88.1	<23	25.8	386	<18	144	93.1	1500	93.2	440	91.6	88.1
TPE2582	4.50-4.50	03/09/2015	04/09/2015	11/09/2015	21.4	96.3	<12	58.1	24.3	<15	76.8	<24	<14	109	89.4	<23	39.3	148	<18	113	95.8	1030	91.7	393	94.6	46
TPE2583	0.50-0.50	03/09/2015	04/09/2015	17/09/2015	16.4	95.6	22.7	31.3	300	391	807	360	217	443	94.9	108	477	17.6	308	100	95.1	4220	106	273	94.1	348
TPE2583	1.50-1.50	03/09/2015	04/09/2015	11/09/2015	<8	95	<12	<16	<14	<15	37.1	<24	<14	24.9	82.7	<23	20.8	<10	<18	<9	95.3	<118	82.5	31.5	91	<15
TPE2583	2.50-2.50	03/09/2015	04/09/2015	11/09/2015	<8	91.8	<12	<16	16.2	<15	41.7	<24	<14	41.1	84.2	<23	<17	<10	<18	<9	92.5	274	86.2	175	89.7	<15
TPE2583	3.50-3.50	03/09/2015	04/09/2015	11/09/2015	<8	94.3	<12	<16	22.3	28	97.4	35.5	24.9	104	87	<23	77.7	<10	28	11.9	95.8	708	91.4	218	93.3	60.5
TPE2586	0.50-0.50	03/09/2015	04/09/2015	14/09/2015	28.6	86.1	39.2	113	577	525	889	364	294	551	81.7	115	1030	54.8	306	54.1	89.9	6200	85.9	502	83.3	757
TPE2586	1.50-1.50	03/09/2015	04/09/2015	11/09/2015	<8	97.8	<12	<16	<14	<15	16.5	<24	<14	13.8	90.3	<23	<17	<10	<18	<9	98.3	<118	94.6	22.8	95.3	<15
TPE2586	2.50-2.50	03/09/2015	04/09/2015	11/09/2015	<8	96.2	<12	<16	<14	<15	31.2	<24	<14	22.5	86.9	<23	<17	<10	<18	<9	95.9	<118	88.1	35.5	93.6	<15
TPE2586	3.50-3.50	03/09/2015	04/09/2015	14/09/2015	103	94.4	<12	88.9	<14	<15	43.2	<24	<14	76.6	94.4	<23	24.8	195	<18	282	93.2	1250	95.2	390	94.1	49.8
TPE2586	4.50-4.50	03/09/2015	04/09/2015	11/09/2015	68.8	97.2	<12	98.7	<14	<15	30.2	<24	<14	36.9	92.2	<23	22.6	177	<18	73	96.5	750	94.5	198	93.6	44.8
TPE2684	0.50-0.50	03/09/2015	04/09/2015	14/09/2015	187	95.8	<12	224	52.5	36.7	83.2	38.1	<14	147	84.4	<23	82.6	423	<18	770	98.2	2810	96.6	500	90.6	264
TPE2684	1.50-1.50	03/09/2015	04/09/2015	11/09/2015	194	99.6	<12	190	<14	<15	28.8	<24	<14	30.4	95.5	<23	38.5	250	<18	293	98.3	1550	97.6	438	96.6	84
TPE2684	2.50-2.50	03/09/2015	04/09/2015	11/09/2015	202	95.3	65	174	37.1	<15	32.5	<24	<14	48.4	90.2	<23	47.7	303	<18	371	94.8	1870	96.6	481	94.3	113
TPE2684	3.50-3.50	03/09/2015	04/09/2015	11/09/2015	76.4	99.7	<12	54.6	<14	<15	31.7	<24	<14	38.3	94.1	<23	<17	120	<18	241	99.3	856	98	261	96.6	32.8
TPE2541	0.50-	02/09/2015	03/09/2015	10/09/2015	<8	98.4	<12	<16	<14	<15	<15	<24	<14	12.1	91.4	<23	<17	<10	<18	<9	98.2	<118	98.2	37.1	96.8	<15
TPE2541	1.50-	02/09/2015	03/09/2015	10/09/2015	<8	98.9	<12	<16	<14	<15	23.1	<24	<14	20.5	92.2	<23	<17	<10	<18	<9	98.2	<118	93.3	47.8	98	<15
TPE2541	2.50-	02/09/2015	03/09/2015	11/09/2015	<8	89.6	<12	<16	<14	<15	<15	<24	<14	12.7	80.2	<23	<17	<10	<18	<9	91.8	<118	81.5	20.6	87.4	<15
TPE2584	0.50-	02/09/2015	03/09/2015	11/09/2015	<8	96.6	<12	68	30	21.5	55.8	<24	<14	67.8	93.4	<23	66	89.8	<18	32.6	95	768	101	254	95.9	83.4
TPE2584	1.50-	02/09/2015	03/09/2015	11/09/2015	<8	94.2	<12	78.3	<14	<15	44.1	<24	<14	<10	95.3	<23	<17	140	<18	26.7	93.1	590	93.6	259	92.7	41.7
TPE2584	2.50-	02/09/2015	03/09/2015	10/09/2015	59.2	96.4	<12	178	<14	<15	44.9	<24	<14	<10	99	<23	21.5	524	<18	111	96.7	1810	97.9	802	95.1	66.6
TPE2683	0.50-	02/09/2015	03/09/2015	10/09/2015	2900	114	623	3840	1330	1300	2300	1230	816	2700	107	387	3210	4530	1010	2820	108	44600	113	9840	106	5760
TPE2683	1.50-	02/09/2015	03/09/2015	10/09/2015	58.9	88.9	<12	152	<14	<15	41.5	<24	<14	<10	91.4	<23	<17	359	<18	130	88	1470	99.1	629	89.2	95.7
TPE2683	2.50-	02/09/2015	03/09/2015	10/09/2015	50	101	<12	122	<14	<15	41.2	<24	<14	56.7	100	<23	19	328	<18	61.4	100	1340	103	602	101	63.7
TPE2683	3.50-	02/09/2015	03/09/2015	10/09/2015	17.7	90	<12	48.2	<14	<15	27.5	<24	<14	39	89.6	<23	<17	81	<18	71.3	90	522	92.1	238	90.2	<15
TPE2683	4.50-	02/09/2015	03/09/2015	10/09/2015	32.2	96	<12	41.5	<14	<15	30.5	<24	<14	<10	95.4	<23	<17	127	<18	80.2	95.2	557	93.4	223	94.4	22.5
TPE2687	0.50-	02/09/2015	03/09/2015	10/09/2015	<8	100	<12	<16	27	24.5	26.9	<24	<14	23.1	96.2	<23	58.7	<10	<18	<9	99.4	245	104	40.3	98.8	44.9
TPE2687	1.50-	02/09/2015	03/09/2015	10/09/2015	<8	98.8	<12	<16	<14	<15	<15	<24	<14	<10	90.9	<23	<17	<10	<18	<9	98.9	<118	90.8	24.1	99.4	<15
TPE2687	2.50-	02/09/2015	03/09/2015	10/09/2015	<8	95.2	<12	<16	<14	<15	<15	<24	<14	<10	92.1	<23	<17	<10	<18	<9	94.7	<118	91.1	25.9	93.9	<15
TPE2687	3.50-	02/09/2015	03/09/2015	10/09/2015	<8	95.3	<12	<16	<14	<15	29.4	<24	<14	26	97.1	<23	<17	<10	<18	<9	94.8	<118	96.5	56.3	94.4	<15
TPE2688	0.50-	02/09/2015	03/09/2015	10/09/2015	<8	89.6	<12	21.7	95.5	71.4	142	49.1	42.5	104	82.8	<23	145	13.5	39	22.2	91.6	972	85.7	103	88	124
TPE2688	1.50-	02/09/2015	03/09/2015	10/09/2015	49.2	94.4	<12	23.7	<14	<15	<15	<24	<14	<10	94.5	<23	<17	<10	<18	<9	93.9	165	94.1	32.6	92.5	59.7
TPE2688	2.50-	02/09/2015	03/09/2015	10/09/2015	<8	94.9	<12	<16	<14	<15	<15	<24	<14	<10	91.2	<23	<17	<10	<18	<9	94.7	<118	90.2	18.7	93.6	<15
TPE2739	0.50-	02/09/2015	03/09/2015	10/09/2015	21.6	97.7	<12	44.9	73.9	83	117	83.2	51.6	109	93	<23	137	18.1	62.7	29.9	96.4	1110	99.8	114	96.6	164
TPE2739	1.70-	02/09/2015	03/09/2015	10/09/2015	196	94.6	<12	391	<14	<15	20.8	<24	<14	<10	96.7	<23	37.3	335	<18	87.5	94.8	1330	95.2	127	92.7	141
TPE2739	2.50-	02/09/2015	03/09/2015	10/09/2015	245	94.9	<12	294	50.5	28.5	70.6	<24	<14	71.7	95.2	<23	64.5	456	<18	187	94.6	2130	94	551	93.2	108
TPE 2585	0.50-0.50	28/08/2015	31/08/2015	07/09/2015	<8	97.3	<12	<16	25.8	<15	26	<24	<14	21.3	90.7	<23	<17	<10	<18	<9	101	<118	104	37.7	97.1	<15
TPE 2585	1.00-1.00	28/08/2015	31/08/2015	08/09/2015	<8	89.3	<12	<16	<14	<15	<15	<24	<14	<10	81.5	<23	<17	<10	<18	<9	92.2	<118	80.4	<15	86.3	<15
TPE 2629	0.60-0.60	28/08/2015	31/08/2015	09/09/2015	24.7	105	43.2	94.5	343	301	503	223	170	346	91.8	73.3	635	58.9	192	54.5	106	3920	96.8	369	103	487
TPE 2629	1.40-1.40	28/08/2015	31/08/2015	08/09/2015	<8	97.4	<12	<16	<14	<15	<15	<24	<14	<10	92.9	<23	<17	<10	<18	<9	98.2	<118	103	<15	97.1	<15
TPE 2629	2.50-2.50	28/08/2015	31/08/2015	08/09/2015	11.7	92.7	<12	45.2	22.1	<15	59.5	<24	<14	95.1	92.9	<23	<17	91.3	<18	31	92.3	532	99.9	144	90.8	32.4
TPE 2630	0.60-0.60	28/08/2015	31/08/2015	07/09/2015	<8	96.8	<12	<16	66.9	45.2	72.8	30.5	26.4	41.1	94.2	<23	63.9	<10	26.6	<9	100	456	109	32.9	95.4	49.6
TPE 2630	1.50-1.50	28/08/2015	31/08/2015	09/09/2015	278	102	<12	393	97.8	106	180	89.9	<14	162	96.4	26.5	144	749	55.5	583	101	4290	104	1040	99.1	389
TPE 2630	2.30-2.30	28/08/2015	31/08/2015	08/09/2015	65.4	102	<12	96	<14	<15	23.2	<24	<14	21.8	98.2	<23	19.8	185	<18	114	103	937	106	364	101	48.4
TPE 2632	0.50-0.50	28/08/2015	31/08/2015	09/09/2015	<8	104	<12	<16	61.8	60.5	78.3	41.6	32.3	65.8	100	<23	92.5	<10	35.9	<9	105	631	104	61	103	101
TPE 2632	1.00-1.00	28/08/2015	31/08/2015	08/09/2015	<8	98.8	<12	<16	<14	16.6	42.9	<24	<14	32.4	90.7	<23	23.7	<10	<18	<9	98.1	175	102	41.3	99.8	18
TPE 2632	2.00-2.00	28/08/2015	31/08/2015	07/09/2015	<8	99.3	<12	<16	<14	<15	27.4	<24	<14	26.4	90.5	<23	<17	<10	<18	<9	98.4	<118	99.9	33.8	99.3	<15
TPE 2686	0.50-0.50	28/08/2015	31/08/2015	09/09/2015	<8	96.9	<12	19.7	<14	<15	<15	257	<14	<10	103	53	<17	<10	159	19.4	100	533	118	25.2	98.1	<15
TPE 2686	1.20-1.20	28/08/2015	31/08/2015	08/09/2015	<8	101	<12	<16	<14	<15	<15	36.8	<14	<10	96.9	<23	<17	<10	20.5	16.6	102	<118	100	17	101	<15
TPE 2686	2.50-2.50	28/08/2015	31/08/2015	07/09/2015	27.5	93.9	<12	34.2	<14	<15	21	<24	<14	18	90.6	<23	<17	49.5	<18	245	92.9	503	97.9	87.3	90.9	20.7
TPE2631	0.50-	21/08/2015	22/08/2015	02/09/2015	<8	99.5	<12	<16	63.6	41.4	64.3	29.2	20	50.1	96.5	<23	67.8	<10	25.9	<9	99.5	448	104	32.9	98.3	52.7

Monitor Phase 69

Sample Descr	Sample Depth	Date Sampled	Received On	Date Complete	Acenaphthene µg/kg	Acenaphthene-d10 % recovery** %	Acenaphthylene µg/kg	Anthracene µg/kg	Benz(a)anthracene µg/kg	Benzo(a)pyrene µg/kg	Benzo(b)fluoranthene µg/kg	Benzo(g,h,i)perylene µg/kg	Benzo(k)fluoranthene µg/kg	Chrysene µg/kg	Chrysene-d12 % recovery** %	Dibenzo(a,h)anthracene µg/kg	Fluoranthene µg/kg	Fluorene µg/kg	Indeno(1,2,3-cd)pyrene µg/kg	Naphthalene µg/kg	Naphthalene-d8 % recovery** %	PAH, Total Detected USEPA 16 µg/kg	Perylene-d12 % recovery** %	Phenanthrene µg/kg	Phenanthrene-d10 % recovery** %	Pyrene µg/kg
			Commercial >1m 1% RBSL																								
TPE2631	1.50-	21/08/2015	22/08/2015	01/09/2015	99.1	93.3	24.2	253	19.8	17.8	46.2	<24	<14	16.4	96	<23	25.6	506	<18	303	93.3	2030	109	653	94.2	61
TPE2631	2.50-	21/08/2015	22/08/2015	01/09/2015	50.1	97.4	<12	135	<14	<15	47	<24	<14	<10	100	<23	<17	375	<18	187	99.3	1430	110	604	98.1	30.2
TPE2633	0.50-	21/08/2015	22/08/2015	01/09/2015	<8	96.1	<12	<16	93.2	99.5	132	75	52.1	91.1	91.4	<23	170	<10	60.4	<9	99.2	977	99.4	77.6	95.1	127
TPE2633	1.90-	21/08/2015	22/08/2015	01/09/2015	<8	100	<12	<16	<14	<15	25.2	<24	<14	19.8	89.5	<23	<17	<10	<18	<9	102	<118	94.1	36.8	98.4	<15
TPE2633	2.80-	21/08/2015	22/08/2015	01/09/2015	<8	97.5	<12	<16	<14	<15	22	<24	<14	15.7	87.9	<23	<17	<10	<18	<9	99.3	<118	92.7	38.3	95.3	<15
TPE2633	3.80-	21/08/2015	22/08/2015	02/09/2015	<8	99.5	<12	<16	<14	<15	27.7	<24	<14	31.4	93.5	<23	<17	<10	<18	<9	100	146	96.2	87.4	103	<15
TPE2634	0.50-	21/08/2015	22/08/2015	02/09/2015	<8	97.8	<12	<16	18.8	23.2	34.9	<24	<14	16.6	92.3	<23	32.5	<10	<18	<9	101	180	99.2	25.6	96.9	27.9
TPE2634	1.50-	21/08/2015	22/08/2015	01/09/2015	<8	110	<12	<16	51.6	22	41.1	<24	<14	25	98.1	<23	36.8	<10	<18	<9	111	236	102	31.8	107	27.5
TPE2634	2.50-	21/08/2015	22/08/2015	01/09/2015	<8	99.6	<12	<16	97	114	155	93.2	55	114	96	28.3	133	<10	76.3	21.1	99.3	1080	102	91.6	100	97
TPE2685	0.50-	21/08/2015	22/08/2015	02/09/2015	<8	98.1	<12	<16	<14	<15	<15	<24	<14	<10	90.5	<23	<17	<10	<18	<9	99.4	<118	92.6	<15	96.6	<15
TPE2685	1.50-	21/08/2015	22/08/2015	01/09/2015	301	100	20	256	22.4	18.7	51.9	<24	<14	34.8	106	<23	57.5	602	<18	311	101	2900	122	1050	102	174
TPE2685	2.50-	21/08/2015	22/08/2015	02/09/2015	139	93.7	40.9	233	<14	18.2	41.1	<24	<14	16.8	95.7	<23	44.8	427	<18	326	93.1	2110	107	737	93.1	92.2
TPE2689	0.50-	21/08/2015	22/08/2015	02/09/2015	<8	102	<12	<16	72.6	43.6	71.7	36.8	<14	41.7	94.3	<23	62.5	<10	29.4	<9	102	440	98.5	31.8	99.5	49.9
TPE2689	1.50-	21/08/2015	22/08/2015	01/09/2015	<8	92.7	<12	<16	<14	<15	39.5	<24	<14	13.5	87.8	<23	<17	<10	<18	<9	95.1	126	98	73	91.9	<15
TPE2793	0.50-	21/08/2015	22/08/2015	01/09/2015	<8	92.3	<12	<16	<14	<15	<15	<24	<14	<10	92.7	<23	<17	<10	<18	<9	96.2	<118	100	<15	93.3	<15
TPE2793	1.50-	21/08/2015	22/08/2015	01/09/2015	<8	101	16.5	19.4	<14	<15	75.4	25.8	<14	<10	93.7	<23	<17	<10	<18	14.5	102	304	97.3	112	99.5	40.9
TPE2635	0.40-	19/08/2015	21/08/2015	01/09/2015	<8	96.8	<12	<16	<14	19.6	34.2	<24	<14	20.4	96.9	<23	24.7	<10	<18	<9	102	121	88.2	<15	94.2	22.2
TPE2635	1.50-	19/08/2015	21/08/2015	28/08/2015	<8	103	<12	<16	<14	<15	<15	<24	<14	<10	99.5	<23	<17	<10	<18	<9	107	<118	110	<15	101	<15
TPE2635	2.70-	19/08/2015	21/08/2015	28/08/2015	<8	94.1	<12	<16	<14	<15	18	<24	<14	22.9	84.1	<23	<17	<10	<18	<9	100	<118	78.6	70	91.9	<15
TPE2636	0.40-	19/08/2015	21/08/2015	01/09/2015	<8	105	<12	<16	55.8	38.3	65.2	<24	22.8	41.5	100	<23	55.2	<10	<18	<9	105	365	107	37.1	105	48.7
TPE2636	1.80-	19/08/2015	21/08/2015	28/08/2015	<8	103	<12	<16	<14	<15	36.8	<24	<14	32.3	99.5	<23	<17	<10	<18	<9	106	149	114	79.7	99.4	<15
TPE2690	0.50-	19/08/2015	21/08/2015	01/09/2015	<8	104	<12	<16	<14	24.4	59.9	<24	20.3	60.7	95.5	<23	65.2	<10	<18	13.7	105	356	96	63.6	104	48.6
TPE2690	1.60-	19/08/2015	21/08/2015	01/09/2015	<8	86.4	16.5	20.1	112	169	220	175	97.2	170	88.7	50.7	231	12.7	145	18.4	83.1	1750	89.6	138	82.9	175
TPE2741	0.50-	19/08/2015	21/08/2015	01/09/2015	28.3	99.2	24.3	<16	<14	<15	<15	<24	<14	<10	94.6	<23	<17	<10	<18	<9	101	<118	95.5	23.9	90.4	29.4
TPE2741	1.70-	19/08/2015	21/08/2015	28/08/2015	<8	102	<12	<16	<14	<15	20.7	<24	<14	21.7	102	<23	<17	<10	<18	<9	107	<118	115	72.9	101	<15
TPE2794	0.50-	20/08/2015	21/08/2015	28/08/2015	<8	103	141	113	<14	<15	<15	130	<14	<10	100	<23	<17	61.1	79.1	33.5	102	677	106	65.1	102	54.4
TPE2794	1.30-	20/08/2015	21/08/2015	28/08/2015	<8	101	57.7	48.6	<14	24.4	37.8	66.9	<14	<10	107	<23	<17	33	39.5	16.1	104	478	125	80.1	99.7	74.3
TPE2691	0.50-	19/08/2015	20/08/2015	28/08/2015	<8	107	<12	<16	43.7	39.9	91.2	30.8	22.2	92.1	100	<23	77.2	<10	27.7	44.5	105	718	106	189	106	59.9
TPE2742	0.50-	19/08/2015	20/08/2015	28/08/2015	<8	110	18.4	51.9	<14	24.1	38.3	265	<14	46.7	129	<23	<17	20.8	78.4	33.4	111	692	150	53.5	108	61.7
TPE2742	1.70-	19/08/2015	20/08/2015	27/08/2015	102	100	<12	247	34.7	<15	94	<24	<14	115	107	<23	58.7	333	<18	348	97.3	2250	110	676	101	245
TPE2795	0.50-	19/08/2015	20/08/2015	27/08/2015	<8	106	<12	18.9	19.2	<15	22.4	33.4	<14	15.9	101	<23	19.7	<10	<18	<9	103	183	109	30.8	105	22.5
TPE2795	1.80-	19/08/2015	20/08/2015	27/08/2015	<8	97.3	<12	<16	17.4	<15	44.9	<24	<14	66.8	97.2	<23	<17	<10	<18	13.1	101	316	102	174	96.2	<15
TPE2740	0.50-		24/08/2015	02/09/2015	<40	99.6	<60	115	443	604	1030	517	280	499	101	175	488	<50	432	87.3	100	5470	105	294	100	506
TPE2740	1.50-		24/08/2015	02/09/2015	<8	99.5	14.5	33.3	60.6	81.8	95.6	93.6	35.7	32.3	104	<23	75	<10	64.2	16.5	100	751	114	64.7	101	83.4
TPE2817	0.50-	25/06/2015	27/06/2015	24/07/2015	146	90.5	<12	265	296	271	397	191	122	263	92.7	58.7	486	215	140	84	90.8	3690	101	241	89.8	513
TPE2817	1.50-	25/06/2015	27/06/2015	14/07/2015	83.2	89.3	<12	252	149	154	239	115	69.9	116	96.5	36.8	176	180	82.9	58.4	89.1	2260	107	242	88.8	307
TPE2817	3.00-	25/06/2015	27/06/2015	14/07/2015	267	90.2	<12	301	150	124	173	63.8	54.5	121	96.6	<23	224	543	51	<9	90.7	2790	109	460	87.3	253
TPE2818	0.50-	25/06/2015	29/06/2015	24/07/2015	49.7	90.9	128	170	552	816	1040	872	338	516	96.6	229	640	61.5	552	274	93.1	7240	107	337	90.5	663
TPE2818	1.00-	25/06/2015	29/06/2015	24/07/2015	<8	97.2	<12	<16	49.1	49	68.3	41.1	<14	40.5	101	<23	63.8	<10	32.1	14	100	457	110	52.3	96.2	46.4
TPE2818	2.40-	25/06/2015	29/06/2015	13/07/2015	<8	103	<12	<16	<14	<15	28.5	<24	<14	32.1	92	<23	<17	<10	<18	<9	103	<118	96	41.7	101	<15
TPE2818	3.00-	25/06/2015	29/06/2015	14/07/2015	<8	101	<12	<16	<14	<15	25.6	<24	<14	15.9	85.1	<23	<17	<10	<18	<9	102	<118	86.4	45.4	97.9	<15
TPE2818	4.00-	25/06/2015	27/06/2015	13/07/2015	84.6	97.2	<12	208	50.5	38	77.5	<24	22.2	93.8	94	<23	69.1	<10	<18	58.5	96.4	978	95.1	139	96.3	137
TPE2866	0.50-	25/06/2015	27/06/2015	24/07/2015	169	97.5	<12	245	257	365	549	229	142	241	95	67	333	187	190	134	96.6	4190	108	563	98.5	522
TPE2866	1.50-	25/06/2015	27/06/2015	13/07/2015	101	101	<12	367	76.1	85.9	128	76.1	46.2	125	98.9	<23	133	401	51.4	50.5	101	2930	100	848	102	437
TPE2866	2.20-	25/06/2015	27/06/2015	13/07/2015	200	102	<12	665	64.9	49	69.9	29	26.2	141	98.5	<23	<17	974	21.7	55	100	4730	102	1880	103	555
TPE2866	4.00-	25/06/2015	29/06/2015	14/07/2015	61.9	102	<12	216	<14	21.8	35.8	<24	<14	51.4	96.8	<23	<17	147	<18	<9	102	1010	98.3	316	99.1	158
TPE2896	0.50-	25/06/2015	27/06/2015	24/07/2015	52.8	87.8	<12	223	276	242	336	151	123	235	92.1	50.3	404	111	116	65.3	89.2	3230	100	328	89.4	514
TPE2896	1.50-	25/06/2015	27/06/2015	14/07/2015	71.7	96.8	<12	210	54.6	33.3	87.6	<24	19.6	150	93	<23	137	98.4	<18	14.7	96.2	1530	96.3	406	95.7	242
TPE2897	0.30-	25/06/2015	27/06/2015	13/07/2015	<8	99	<12	41.3	65.8	56.5	98.6	28.7	32.9	62.8	95.1	<23	70.3	41	31.8	25.9	98.3	770	111	133	99	81.5
TPE2897	1.50-	25/06/2015	27/06/2015	14/07/2015	41.3	90.5	<12	92.8	268	174	301	97.7	91.3	214	96.8	45.6	342	61.4	87	14.2	91.7	2380	102	282	90.1	268
TPE2897	3.00-	25/06/2015	27/06/2015	14/07/2015	44	103	<12	318	40.4	22.4	33.1	<24	<14	80.6	97.8	<23	76.5	118	<18	<9	103	1300	98.7	324	100	243
TPE2897	4.00-	25/06/2015	27/06/2015	14/07/2015	42.4	101	<12	60.8	<14	<15	60.7	<24	<14	54.2	94.4	<23	33.3	25.6	<18	14.4	101	551	91.8	200	98.2	59
TPE2897	5.00-	25/06/2015	27/06/2015	14/07/2015	10.3	101	<12	21.8	<14	<15	112	33	<14	65.8	92.1	<23	28.9	25.3	<18	14.5	100	569	90	208	98.3	49.3
TPE2895	0.20-	24/06/2015	26/06/2015	22/07/2015	<8	94.7	<12	23.4	41.4	63.5	124	83.4	36.7	86	104	<23	67.4	29.7	53.7	46.8	95	859	107	134	94.4	69.9
TPE2895	0.50-	24/06/2015	26/06/2015	22/07/2015	355	97	51.2	541	433	525	786	403	245	443	95.5	118	680	528	326	136	96.6	7490	101	1110	96.3	810
TPE2895	1.10-	24/06/2015	26/06/2015	13/07/2015	32.3	92.8	<12	136	144	172	263	120	82.7	142	94.8	33.6	203	67.7	95	56.6	90.2	2050	101	202	90.8	301
TPE2940	0.50-	24/06/2015	26/06/2015	23/07/2015	30.2	95.4	<12	96.9	112	125	168	88.9	57.3	138	93.2	31	158	82.8	67.2	46.3	94.1	1600	97.9	154	94	246
TPE2940	1.50-	24/06/2015	26/06/2015	10/07/2015	351	85	<12	366	195	139	207	74.7	51.9	178	85	25.4	473	523	59.2	528	82.6	4960	94.7	1350	83	439
TPE2941	0.50-	24/06/2015	26/06/2015	13/07/2015	86	95.3	<12	602	337	239	324	125	98.4	449	95.1	45.3	551	267	88.8	77.7	86.4	5180	100	687	96.5	1200
TPE2941	1.50-	24/06/2015	26/06/2015	10/07/2015	<8	90.3	<12	21.2	<14	<15	65.8	<24	<14	56.6	94.3	<23	22.6	11.7	<18	<9	90.4	300	98.4	78.1	87.7	44.1
TPE2942	0.30-	24/06/2015	26/06/2015	13/07/2015	16.5	94.1	<12	47	87.7	75.5	150	50.5	42.8	138	100	<23	118	77.9	43.7	52.7	94.6	1220	103	193	93.4	124
TPE2942	1.30-	24/06/2015	26/06/2015	10/07/2015	222	87.6	<12	552	<14	48.5	79.9	<24	<14	<10	96.4	<23	<17	194	<18	<9	86.9	2130	107	788	89.9	243
TPE2942	3.00-	24/06/2015	26/06/2015	10/07/2015	70.9	83	<12	91.7	<14	<15	39	<24	<14	36.8	75.9	<23	<17	23.2	<18	14.4	85.5	365	79.8	88.7	79	<15
TPE2942	4.00-	24/06/2015	26/06/2015	13/07/2015	33.4	83.9	<12	50.6	<14	<15	38.9	<24	<14	45.9	80.3	<23	<17	11.8	<18	22.3	84.9	324	81.4	121	81.3	<15
TPE2942	5.20-	24/06/2015	26/06/2015	13/07/2015	10.5	87	<12	<16	<14	<15	145	31.6	<14	123	80.7	<23	27.5	<10	<18	19.7	86.2	578	85.1	197	82.7	24.2

Monitor Phase 69

Sample Descr	Sample Depth	Date Sampled	Received On	Date Complete	Additional Asbestos Components (Using TM048)	Amosite (Brown) Asbestos	Analysed By	Analysts Comments	Asbestos Quantification - Gravimetric - %	Asbestos Quantification - PCOM Evaluation - %	Asbestos Quantification - Total - %	Chrysotile (White) Asbestos	Comments	Crocidolite (Blue) Asbestos	Date of Analysis	Fibrous Actinolite	Fibrous Anthophyllite	Fibrous Tremolite	Non-Asbestos Fibre
			Commercial >1m 1% RBSL																
IP4208	0.50-	05/08/2015	06/08/2015	14/08/2015		Not Detected	Kevin Hughes					Not Detected	0	Not Detected	14/8/15	Not Detected	Not Detected	Not Detected	Not Detected
IP4208	1.50-	05/08/2015	06/08/2015	14/08/2015		-	-					-	-	-	-	-	-	-	-
IP4210	0.50-	05/08/2015	06/08/2015	18/08/2015		Not Detected	Kevin Hughes					Not Detected	0	Not Detected	14/8/15	Not Detected	Not Detected	Not Detected	Not Detected
IP4210	1.50-	05/08/2015	06/08/2015	14/08/2015		-	-					-	-	-	-	-	-	-	-
IP4211	0.50-	05/08/2015	06/08/2015	14/08/2015		Not Detected	Kevin Hughes					Not Detected	0	Not Detected	14/8/15	Not Detected	Not Detected	Not Detected	Not Detected
IP4211	1.50-	05/08/2015	06/08/2015	14/08/2015		-	-					-	-	-	-	-	-	-	-
IP4212	0.50-	05/08/2015	06/08/2015	14/08/2015		Not Detected	cca Rawlings					Not Detected	0	Not Detected	13/08/2015	Not Detected	Not Detected	Not Detected	Not Detected
IP4212	1.50-	05/08/2015	06/08/2015	14/08/2015		-	-					-	-	-	-	-	-	-	-
IP4213	0.50-	05/08/2015	06/08/2015	14/08/2015		Not Detected	cca Rawlings					Not Detected	0	Not Detected	13/08/2015	Not Detected	Not Detected	Not Detected	Detected
IP4213	1.50-	05/08/2015	06/08/2015	14/08/2015		-	-					-	-	-	-	-	-	-	-
IP4214	0.50-	05/08/2015	06/08/2015	14/08/2015		Not Detected	cca Rawlings					Not Detected	0	Not Detected	13/08/2015	Not Detected	Not Detected	Not Detected	Not Detected
IP4214	1.50-	05/08/2015	06/08/2015	14/08/2015		-	-					-	-	-	-	-	-	-	-
TPE2372	0.30-	20/07/2015	21/07/2015	30/07/2015		Not Detected	on Postlewhite					Not Detected	0	Not Detected	29/7/15	Not Detected	Not Detected	Not Detected	Detected
TPE2372	1.50-	20/07/2015	21/07/2015	30/07/2015		-	-					-	-	-	-	-	-	-	-
TPE2372	2.50-	20/07/2015	21/07/2015	30/07/2015		-	-					-	-	-	-	-	-	-	-
TPE2372	3.50-	20/07/2015	21/07/2015	30/07/2015		-	-					-	-	-	-	-	-	-	-
TPE2372	4.50-	20/07/2015	21/07/2015	30/07/2015		-	-					-	-	-	-	-	-	-	-
TPE2373	0.50-	20/07/2015	21/07/2015	30/07/2015		Not Detected	on Postlewhite					Not Detected	0	Not Detected	29/7/15	Not Detected	Not Detected	Not Detected	Not Detected
TPE2373	1.60-	20/07/2015	21/07/2015	30/07/2015		-	-					-	-	-	-	-	-	-	-
TPE2373	2.50-	20/07/2015	21/07/2015	30/07/2015		-	-					-	-	-	-	-	-	-	-
TPE2373	3.50-	20/07/2015	21/07/2015	30/07/2015		-	-					-	-	-	-	-	-	-	-
TPE2373	4.50-	20/07/2015	21/07/2015	30/07/2015		-	-					-	-	-	-	-	-	-	-
TPE2407	0.50-	20/07/2015	21/07/2015	30/07/2015		Not Detected	on Postlewhite					Not Detected	0	Not Detected	29/7/15	Not Detected	Not Detected	Not Detected	Not Detected
TPE2407	1.50-	20/07/2015	21/07/2015	30/07/2015		-	-					-	-	-	-	-	-	-	-
TPE2407	2.50-	20/07/2015	21/07/2015	30/07/2015		-	-					-	-	-	-	-	-	-	-
TPE2407	3.50-	20/07/2015	21/07/2015	30/07/2015		-	-					-	-	-	-	-	-	-	-
TPE2407	4.50-	20/07/2015	21/07/2015	30/07/2015		-	-					-	-	-	-	-	-	-	-
TPE2450	0.50-	21/07/2015	22/07/2015	03/08/2015		Not Detected	Kevin Hughes					Not Detected	0	Not Detected	31/07/15	Not Detected	Not Detected	Not Detected	Not Detected
TPE2450	1.50-	21/07/2015	22/07/2015	03/08/2015															
TPE2450	2.50-	21/07/2015	22/07/2015	03/08/2015															
TPE2450	3.50-	21/07/2015	22/07/2015	03/08/2015															
TPE2451	0.50-	21/07/2015	22/07/2015	03/08/2015		Not Detected	Kevin Gill					Not Detected	0	Not Detected	27/07/2015	Not Detected	Not Detected	Not Detected	Not Detected
TPE2451	1.80-	21/07/2015	22/07/2015	03/08/2015															
TPE2451	2.90-	21/07/2015	22/07/2015	03/08/2015															
TPE2451	4.60-	21/07/2015	22/07/2015	03/08/2015															
TPE2451	5.50-	21/07/2015	22/07/2015	03/08/2015															
TPE2452	0.50-	21/07/2015	22/07/2015	03/08/2015		Not Detected	Kevin Gill					Not Detected	0	Not Detected	27/07/2015	Not Detected	Not Detected	Not Detected	Not Detected
TPE2452	1.50-	21/07/2015	22/07/2015	03/08/2015															
TPE2452	2.40-	21/07/2015	22/07/2015	03/08/2015															
TPE2452	3.50-	21/07/2015	22/07/2015	03/08/2015															
TPE2452	4.50-	21/07/2015	22/07/2015	03/08/2015															
TPE2452	5.40-	21/07/2015	22/07/2015	03/08/2015															
TPE2539	0.50-0.50	03/09/2015	04/09/2015	14/09/2015	-	Not Detected	Kevin Gill	-	-	-	-	Not Detected	0	Not Detected	10/9/15	Not Detected	Not Detected	Not Detected	Not Detected
TPE2539	1.50-1.50	03/09/2015	04/09/2015	11/09/2015	-	-	-	-	-	-	-	-	-	-	-	-	-	-	-
TPE2539	2.50-2.50	03/09/2015	04/09/2015	11/09/2015	-	-	-	-	-	-	-	-	-	-	-	-	-	-	-
TPE2539	3.50-3.50	03/09/2015	04/09/2015	11/09/2015	-	-	-	-	-	-	-	-	-	-	-	-	-	-	-
TPE2539	4.50-4.50	03/09/2015	04/09/2015	11/09/2015	-	-	-	-	-	-	-	-	-	-	-	-	-	-	-
TPE2540	0.50-0.50	03/09/2015	04/09/2015	14/09/2015	-	Not Detected	on Postlewhite	-	-	-	-	Not Detected	0	Not Detected	09/09/15	Not Detected	Not Detected	Not Detected	Not Detected
TPE2540	1.50-1.50	03/09/2015	04/09/2015	11/09/2015	-	-	-	-	-	-	-	-	-	-	-	-	-	-	-
TPE2540	2.50-2.50	03/09/2015	04/09/2015	11/09/2015	-	-	-	-	-	-	-	-	-	-	-	-	-	-	-
TPE2540	3.50-3.50	03/09/2015	04/09/2015	11/09/2015	-	-	-	-	-	-	-	-	-	-	-	-	-	-	-
TPE2582	0.50-0.50	03/09/2015	04/09/2015	14/09/2015	-	Not Detected	Kevin Gill	-	-	-	-	Not Detected	0	Not Detected	10/9/15	Not Detected	Not Detected	Not Detected	Not Detected
TPE2582	1.50-1.50	03/09/2015	04/09/2015	11/09/2015	-	-	-	-	-	-	-	-	-	-	-	-	-	-	-
TPE2582	2.50-2.50	03/09/2015	04/09/2015	11/09/2015	-	-	-	-	-	-	-	-	-	-	-	-	-	-	-
TPE2582	3.50-3.50	03/09/2015	04/09/2015	11/09/2015	-	-	-	-	-	-	-	-	-	-	-	-	-	-	-
TPE2582	4.50-4.50	03/09/2015	04/09/2015	11/09/2015	-	-	-	-	-	-	-	-	-	-	-	-	-	-	-
TPE2583	0.50-0.50	03/09/2015	04/09/2015	17/09/2015	None	Not Detected	Kevin Gill	N/C	<0.001	<0.001	<0.001	Detected	e fibres in soil	Not Detected	10/9/15	Not Detected	Not Detected	Not Detected	Not Detected
TPE2583	1.50-1.50	03/09/2015	04/09/2015	11/09/2015	-	-	-	-	-	-	-	-	-	-	-	-	-	-	-
TPE2583	2.50-2.50	03/09/2015	04/09/2015	11/09/2015	-	-	-	-	-	-	-	-	-	-	-	-	-	-	-
TPE2583	3.50-3.50	03/09/2015	04/09/2015	11/09/2015	-	-	-	-	-	-	-	-	-	-	-	-	-	-	-
TPE2586	0.50-0.50	03/09/2015	04/09/2015	14/09/2015	-	Not Detected	on Postlewhite	-	-	-	-	Not Detected	0	Not Detected	09/09/15	Not Detected	Not Detected	Not Detected	Not Detected
TPE2586	1.50-1.50	03/09/2015	04/09/2015	11/09/2015	-	-	-	-	-	-	-	-	-	-	-	-	-	-	-
TPE2586	2.50-2.50	03/09/2015	04/09/2015	11/09/2015	-	-	-	-	-	-	-	-	-	-	-	-	-	-	-
TPE2586	3.50-3.50	03/09/2015	04/09/2015	14/09/2015	-	-	-	-	-	-	-	-	-	-	-	-	-	-	-
TPE2586	4.50-4.50	03/09/2015	04/09/2015	11/09/2015	-	-	-	-	-	-	-	-	-	-	-	-	-	-	-
TPE2684	0.50-0.50	03/09/2015	04/09/2015	14/09/2015	-	Not Detected	on Postlewhite	-	-	-	-	Not Detected	0	Not Detected	09/09/15	Not Detected	Not Detected	Not Detected	Not Detected
TPE2684	1.50-1.50	03/09/2015	04/09/2015	11/09/2015	-	-	-	-	-	-	-	-	-	-	-	-	-	-	-
TPE2684	2.50-2.50	03/09/2015	04/09/2015	11/09/2015	-	-	-	-	-	-	-	-	-	-	-	-	-	-	-
TPE2684	3.50-3.50	03/09/2015	04/09/2015	11/09/2015	-	-	-	-	-	-	-	-	-	-	-	-	-	-	-
TPE2541	0.50-	02/09/2015	03/09/2015	10/09/2015		Not Detected	Kevin Gill					Not Detected	0	Not Detected	9/9/15	Not Detected	Not Detected	Not Detected	Not Detected
TPE2541	1.50-	02/09/2015	03/09/2015	10/09/2015		-	-					-	-	-	-	-	-	-	-
TPE2541	2.50-	02/09/2015	03/09/2015	11/09/2015		-	-					-	-	-	-	-	-	-	-
TPE2584	0.50-	02/09/2015	03/09/2015	11/09/2015		Not Detected	Kevin Gill					Not Detected	0	Not Detected	9/9/15	Not Detected	Not Detected	Not Detected	Not Detected
TPE2584	1.50-	02/09/2015	03/09/2015	11/09/2015		-	-					-	-	-	-	-	-	-	-
TPE2584	2.50-	02/09/2015	03/09/2015	10/09/2015		-	-					-	-	-	-	-	-	-	-
TPE2683	0.50-	02/09/2015	03/09/2015	10/09/2015		Not Detected	Kevin Gill					Not Detected	0	Not Detected	9/9/15	Not Detected	Not Detected	Not Detected	Detected
TPE2683	1.50-	02/09/2015	03/09/2015	10/09/2015		-	-					-	-	-	-	-	-	-	-
TPE2683	2.50-	02/09/2015	03/09/2015	10/09/2015		-	-					-	-	-	-	-	-	-	-
TPE2683	3.50-	02/09/2015	03/09/2015	10/09/2015		-	-					-	-	-	-	-	-	-	-
TPE2683	4.50-	02/09/2015	03/09/2015	10/09/2015		-	-					-	-	-	-	-	-	-	-
TPE2687	0.50-	02/09/2015	03/09/2015	10/09/2015		Not Detected	Kevin Gill					Not Detected	0	Not Detected	9/9/15	Not Detected	Not Detected	Not Detected	Not Detected
TPE2687	1.50-	02/09/2015	03/09/2015	10/09/2015		-	-					-	-	-	-	-	-	-	-
TPE2687	2.50-	02/09/2015	03/09/2015	10/09/2015		-	-					-	-	-	-	-	-	-	-
TPE2687	3.50-	02/09/2015	03/09/2015	10/09/2015		-	-					-	-	-	-	-	-	-	-
TPE2688	0.50-	02/09/2015	03/09/2015	10/09/2015		Not Detected	Kevin Gill					Not Detected	0	Not Detected	9/9/15	Not Detected	Not Detected	Not Detected	Not Detected
TPE2688	1.50-	02/09/2015	03/09/2015	10/09/2015		-	-					-	-	-	-	-	-	-	-
TPE2688	2.50-	02/09/2015	03/09/2015	10/09/2015		-	-					-	-	-	-	-	-	-	-
TPE2739	0.50-	02/09/2015	03/09/2015	10/09/2015		Not Detected	Kevin Gill					Not Detected	0	Not Detected	9/9/15	Not Detected	Not Detected	Not Detected	Not Detected
TPE2739	1.70-	02/09/2015	03/09/2015	10/09/2015		-	-					-	-	-	-	-	-	-	-
TPE2739	2.50-	02/09/2015	03/09/2015	10/09/2015		-	-					-	-	-	-	-	-	-	-
TPE 2585	0.50-0.50	28/08/2015	31/08/2015	07/09/2015		Not Detected	on Postlewhite					Not Detected	0	Not Detected	7/9/15	Not Detected	Not Detected	Not Detected	Not Detected
TPE 2585	1.00-1.00	28/08/2015	31/08/2015	08/09/2015		-	-					-	-	-	-	-	-	-	-
TPE 2629	0.60-0.60	28/08/2015	31/08/2015	09/09/2015		Not Detected	on Postlewhite					Not Detected	0	Not Detected	7/9/15	Not Detected	Not Detected	Not Detected	Not Detected
TPE 2629	1.40-1.40	28/08/2015	31/08/2015	08/09/2015		-	-					-	-	-	-	-	-	-	-
TPE 2629	2.50-2.50	28/08/2015	31/08/2015	08/09/2015		-	-					-	-	-	-	-	-	-	-
TPE 2630	0.60-0.60	28/08/2015	31/08/2015	07/09/2015		Not Detected	on Postlewhite					Not Detected	0	Not Detected	7/9/15	Not Detected	Not Detected	Not Detected	Not Detected
TPE 2630	1.50-1.50	28/08/2015	31/08/2015	09/09/2015		-	-					-	-	-	-	-	-	-	-
TPE 2630	2.30-2.30	28/08/2015	31/08/2015	08/09/2015		-	-					-	-	-	-	-	-	-	-
TPE 2632	0.50-0.50	28/08/2015	31/08/2015	09/09/2015		Not Detected	on Postlewhite					Not Detected	0	Not Detected	7/9/15	Not Detected	Not Detected	Not Detected	Not Detected
TPE 2632	1.00-1.00	28/08/2015	31/08/2015	08/09/2015		-	-					-	-	-	-	-	-	-	-
TPE 2632	2.00-2.00	28/08/2015	31/08/2015	07/09/2015		-	-					-	-	-	-	-	-	-	-
TPE 2686	0.50-0.50	28/08/2015	31/08/2015	09/09/2015		Not Detected	on Postlewhite					Not Detected	0	Not Detected	7/9/15	Not Detected	Not Detected	Not Detected	Not Detected
TPE 2686	1.20-1.20	28/08/2015	31/08/2015	08/09/2015		-	-					-	-	-	-	-	-	-	-
TPE 2686	2.50-2.50	28/08/2015	31/08/2015	07/09/2015		-	-					-	-	-	-	-	-	-	-
TPE2631	0.50-	21/08/2015	22/08/2015	02/09/2015		Not Detected	Kevin Bowron					Not Detected	0	Not Detected	01/09/15	Not Detected	Not Detected	Not Detected	Not Detected

Monitor Phase 69

Sample Descr	Sample Depth	Date Sampled	Received On	Date Complete	Additional Asbestos Components (Using TM048)	Amosite (Brown) Asbestos	Analysed By	Analysts Comments	Asbestos Quantification - Gravimetric - %	Asbestos Quantification - PCOM Evaluation - %	Asbestos Quantification - Total - %	Chrysotile (White) Asbestos	Comments	Crocidolite (Blue) Asbestos	Date of Analysis	Fibrous Actinolite	Fibrous Anthophyllite	Fibrous Tremolite	Non-Asbestos Fibre
			Commercial	>1m 1% RBSL															
TPE2631	1.50-	21/08/2015	22/08/2015	01/09/2015		-	-					-	-	-	-	-	-	-	-
TPE2631	2.50-	21/08/2015	22/08/2015	01/09/2015		-	-					-	-	-	-	-	-	-	-
TPE2633	0.50-	21/08/2015	22/08/2015	01/09/2015		Not Detected	Kevin Bowron					Not Detected	0	Not Detected	01/09/15	Not Detected	Not Detected	Not Detected	Not Detected
TPE2633	1.90-	21/08/2015	22/08/2015	01/09/2015		-	-					-	-	-	-	-	-	-	-
TPE2633	2.80-	21/08/2015	22/08/2015	01/09/2015		-	-					-	-	-	-	-	-	-	-
TPE2633	3.80-	21/08/2015	22/08/2015	02/09/2015		-	-					-	-	-	-	-	-	-	-
TPE2634	0.50-	21/08/2015	22/08/2015	02/09/2015		Not Detected	Kevin Bowron					Not Detected	0	Not Detected	01/09/15	Not Detected	Not Detected	Not Detected	Not Detected
TPE2634	1.50-	21/08/2015	22/08/2015	01/09/2015		-	-					-	-	-	-	-	-	-	-
TPE2634	2.50-	21/08/2015	22/08/2015	01/09/2015		-	-					-	-	-	-	-	-	-	-
TPE2685	0.50-	21/08/2015	22/08/2015	02/09/2015		Not Detected	Kevin Bowron					Not Detected	0	Not Detected	28/08/15	Not Detected	Not Detected	Not Detected	Not Detected
TPE2685	1.50-	21/08/2015	22/08/2015	01/09/2015		-	-					-	-	-	-	-	-	-	-
TPE2685	2.50-	21/08/2015	22/08/2015	02/09/2015		-	-					-	-	-	-	-	-	-	-
TPE2689	0.50-	21/08/2015	22/08/2015	02/09/2015		Not Detected	Kevin Bowron					Not Detected	0	Not Detected	01/09/15	Not Detected	Not Detected	Not Detected	Detected
TPE2689	1.50-	21/08/2015	22/08/2015	01/09/2015		-	-					-	-	-	-	-	-	-	-
TPE2793	0.50-	21/08/2015	22/08/2015	01/09/2015		Not Detected	Kevin Bowron					Not Detected	0	Not Detected	28/08/15	Not Detected	Not Detected	Not Detected	Not Detected
TPE2793	1.50-	21/08/2015	22/08/2015	01/09/2015		-	-					-	-	-	-	-	-	-	-
TPE2635	0.40-	19/08/2015	21/08/2015	01/09/2015		Not Detected	Kevin Bowron					Not Detected	0	Not Detected	27/08/15	Not Detected	Not Detected	Not Detected	Not Detected
TPE2635	1.50-	19/08/2015	21/08/2015	28/08/2015		-	-					-	-	-	-	-	-	-	-
TPE2635	2.70-	19/08/2015	21/08/2015	28/08/2015		-	-					-	-	-	-	-	-	-	-
TPE2636	0.40-	19/08/2015	21/08/2015	01/09/2015		Not Detected	Kevin Bowron					Not Detected	0	Not Detected	27/08/15	Not Detected	Not Detected	Not Detected	Not Detected
TPE2636	1.80-	19/08/2015	21/08/2015	28/08/2015		-	-					-	-	-	-	-	-	-	-
TPE2690	0.50-	19/08/2015	21/08/2015	01/09/2015		Not Detected	Kevin Bowron					Not Detected	0	Not Detected	27/08/15	Not Detected	Not Detected	Not Detected	Not Detected
TPE2690	1.60-	19/08/2015	21/08/2015	01/09/2015		-	-					-	-	-	-	-	-	-	-
TPE2741	0.50-	19/08/2015	21/08/2015	01/09/2015		Not Detected	Kevin Bowron					Not Detected	0	Not Detected	27/08/15	Not Detected	Not Detected	Not Detected	Not Detected
TPE2741	1.70-	19/08/2015	21/08/2015	28/08/2015		-	-					-	-	-	-	-	-	-	-
TPE2794	0.50-	20/08/2015	21/08/2015	28/08/2015		Not Detected	Kevin Bowron					Not Detected	0	Not Detected	27/08/15	Not Detected	Not Detected	Not Detected	Not Detected
TPE2794	1.30-	20/08/2015	21/08/2015	28/08/2015		-	-					-	-	-	-	-	-	-	-
TPE2691	0.50-	19/08/2015	20/08/2015	28/08/2015		Trace	uren Sargeant					Not Detected	a fibres in soil.	Not Detected	26/08/15	Not Detected	Not Detected	Not Detected	Not Detected
TPE2742	0.50-	19/08/2015	20/08/2015	28/08/2015		Not Detected	uren Sargeant					Not Detected	0	Not Detected	26/08/15	Not Detected	Not Detected	Not Detected	Not Detected
TPE2742	1.70-	19/08/2015	20/08/2015	27/08/2015		-	-					-	-	-	-	-	-	-	-
TPE2795	0.50-	19/08/2015	20/08/2015	27/08/2015		Not Detected	uren Sargeant					Not Detected	0	Not Detected	26/08/15	Not Detected	Not Detected	Not Detected	Not Detected
TPE2795	1.80-	19/08/2015	20/08/2015	27/08/2015		-	-					-	-	-	-	-	-	-	-
TPE2740	0.50-		24/08/2015	02/09/2015		Not Detected	an Postlewhite					Not Detected	0	Not Detected	2/9/15	Not Detected	Not Detected	Not Detected	Not Detected
TPE2740	1.50-		24/08/2015	02/09/2015		-	-					-	-	-	-	-	-	-	-
TPE2817	0.50-	25/06/2015	27/06/2015	24/07/2015	Chrysotile	Detected		Fibre bundles in soil.	0.002	<0.001	0.002	Not Detected		Not Detected		Not Detected	Not Detected	Not Detected	Not Detected
TPE2817	1.50-	25/06/2015	27/06/2015	14/07/2015	-	-		-	-	-	-	-		-		-	-	-	-
TPE2817	3.00-	25/06/2015	27/06/2015	14/07/2015	-	-		-	-	-	-	-		-		-	-	-	-
TPE2818	0.50-	25/06/2015	29/06/2015	24/07/2015	None	Detected		N/C	<0.001	<0.001	<0.001	Not Detected		Not Detected		Not Detected	Not Detected	Not Detected	Not Detected
TPE2818	1.00-	25/06/2015	29/06/2015	24/07/2015	None	Not Detected		N/C	<0.001	<0.001	<0.001	Detected		Not Detected		Not Detected	Not Detected	Not Detected	Not Detected
TPE2818	2.40-	25/06/2015	29/06/2015	13/07/2015	-	-		-	-	-	-	-		-		-	-	-	-
TPE2818	3.00-	25/06/2015	29/06/2015	14/07/2015	-	-		-	-	-	-	-		-		-	-	-	-
TPE2818	4.00-	25/06/2015	27/06/2015	13/07/2015	-	-		-	-	-	-	-		-		-	-	-	-
TPE2866	0.50-	25/06/2015	27/06/2015	24/07/2015	None	Detected		N/C	<0.001	<0.001	<0.001	Detected		Not Detected		Not Detected	Not Detected	Not Detected	Not Detected
TPE2866	1.50-	25/06/2015	27/06/2015	13/07/2015	-	-		-	-	-	-	-		-		-	-	-	-
TPE2866	2.20-	25/06/2015	27/06/2015	13/07/2015	-	-		-	-	-	-	-		-		-	-	-	-
TPE2866	4.00-	25/06/2015	29/06/2015	14/07/2015	-	-		-	-	-	-	-		-		-	-	-	-
TPE2896	0.50-	25/06/2015	27/06/2015	24/07/2015	Amosite	Not Detected		Loose fibres in soil	0.0011	<0.001	0.0011	Detected		Not Detected		Not Detected	Not Detected	Not Detected	Not Detected
TPE2896	1.50-	25/06/2015	27/06/2015	14/07/2015	-	-		-	-	-	-	-		-		-	-	-	-
TPE2897	0.30-	25/06/2015	27/06/2015	13/07/2015	-	Not Detected		-	-	-	-	Not Detected		Not Detected		Not Detected	Not Detected	Not Detected	Not Detected
TPE2897	1.50-	25/06/2015	27/06/2015	14/07/2015	-	-		-	-	-	-	-		-		-	-	-	-
TPE2897	3.00-	25/06/2015	27/06/2015	14/07/2015	-	-		-	-	-	-	-		-		-	-	-	-
TPE2897	4.00-	25/06/2015	27/06/2015	14/07/2015	-	-		-	-	-	-	-		-		-	-	-	-
TPE2897	5.00-	25/06/2015	27/06/2015	14/07/2015	-	-		-	-	-	-	-		-		-	-	-	-
TPE2895	0.20-	24/06/2015	26/06/2015	22/07/2015	None	Detected		N/C	<0.001	<0.001	<0.001	Not Detected		Not Detected		Not Detected	Not Detected	Not Detected	Not Detected
TPE2895	0.50-	24/06/2015	26/06/2015	22/07/2015	None	Detected		N/C	0.0087	<0.001	0.0087	Detected		Not Detected		Not Detected	Not Detected	Not Detected	Not Detected
TPE2895	1.10-	24/06/2015	26/06/2015	13/07/2015	-	-		-	-	-	-	-		-		-	-	-	-
TPE2940	0.50-	24/06/2015	26/06/2015	23/07/2015	None	Detected		N/C	<0.001	<0.001	<0.001	Not Detected		Not Detected		Not Detected	Not Detected	Not Detected	Not Detected
TPE2940	1.50-	24/06/2015	26/06/2015	10/07/2015	-	-		-	-	-	-	-		-		-	-	-	-
TPE2941	0.50-	24/06/2015	26/06/2015	13/07/2015	-	Not Detected		-	-	-	-	Not Detected		Not Detected		Not Detected	Not Detected	Not Detected	Not Detected
TPE2941	1.50-	24/06/2015	26/06/2015	10/07/2015	-	-		-	-	-	-	-		-		-	-	-	-
TPE2942	0.30-	24/06/2015	26/06/2015	13/07/2015	-	Not Detected		-	-	-	-	Not Detected		Not Detected		Not Detected	Not Detected	Not Detected	Not Detected
TPE2942	1.30-	24/06/2015	26/06/2015	10/07/2015	-	-		-	-	-	-	-		-		-	-	-	-
TPE2942	3.00-	24/06/2015	26/06/2015	10/07/2015	-	-		-	-	-	-	-		-		-	-	-	-
TPE2942	4.00-	24/06/2015	26/06/2015	13/07/2015	-	-		-	-	-	-	-		-		-	-	-	-
TPE2942	5.20-	24/06/2015	26/06/2015	13/07/2015	-	-		-	-	-	-	-		-		-	-	-	-

Monitor Phase 69

Excavation
No furter action

Trial Pit	Sample Depth	SDG ID.	Date Sampled	Received On	Date Complete	Soil Organic Matter (SOM)	pH	Arsenic	Cadmium	Chromium	Copper	Lead	Mercury	Nickel	Selenium	Vanadium	Zinc
					Commercial >1m												
						%	pH Units	mg/kg	mg/kg	mg/kg	mg/kg	mg/kg	mg/kg	mg/kg	mg/kg	mg/kg	mg/kg
TPE2260	0.50-	150122-84	20/01/2015	22/01/2015	02/02/2015	-	7.21	39	<0.02	12.2	55.5	26.9	<0.14	9.71	<1	20.6	49.8
TPE2260	1.50-	150122-84	20/01/2015	22/01/2015	02/02/2015	-	7.22	12.3	0.723	14.1	35.7	15.8	<0.14	23.1	<1	15.7	79.7
TPE2294	0.50-	150122-84	20/01/2015	22/01/2015	02/02/2015	-	6.44	59.7	0.768	13.2	66.7	64.4	<0.14	23.2	1.17	20.5	114
TPE2294	1.50-	150122-84	20/01/2015	22/01/2015	30/01/2015	-	6.64	9.19	0.308	16.1	38.1	13.6	<0.14	23.3	<1	20.9	87.6
TPE2295	0.50-	150122-84	20/01/2015	22/01/2015	02/02/2015	-	5.89	14.5	0.0348	12.5	53.9	44.9	<0.14	26.6	<1	14.9	115
TPE2295	1.50-	150122-84	20/01/2015	22/01/2015	02/02/2015	3	5.96	21	0.974	13.9	32.5	72.7	<0.14	25.3	<1	17.2	138
TPE2309	0.50-	150122-84	20/01/2015	22/01/2015	02/02/2015	1.04	6.57	15	0.592	13.9	23	13.8	<0.14	21.3	<1	19.1	85.6
TPE2309	1.50-	150122-84	20/01/2015	22/01/2015	30/01/2015	-	6.43	7.61	0.427	11.9	11.9	11.2	<0.14	23.7	<1	16.5	66.6
TPE2310	0.50-	150122-84	20/01/2015	22/01/2015	02/02/2015	-	6.13	8.07	0.711	14.7	16.4	13.4	<0.14	26.1	<1	19	73
TPE2310	1.50-	150122-84	20/01/2015	23/01/2015	30/01/2015	-	6.42	9.3	0.731	13.4	14.9	12.1	<0.14	27.3	<1	15.6	98.1
TPE2311	0.50-	150122-84	20/01/2015	23/01/2015	02/02/2015	-	5.19	9.12	1.06	16.3	22.1	12.1	<0.14	35.9	<1	20.4	111
TPE2311	1.50-	150122-84	20/01/2015	22/01/2015	30/01/2015	-	6.17	8.75	0.314	12.2	9.08	10.8	<0.14	25.6	<1	13.4	108
TPE2312	0.50-	150122-84	20/01/2015	22/01/2015	02/02/2015	-	6.06	7.84	0.908	12.7	14.2	11.6	<0.14	24.5	<1	13.6	81.1
TPE2341	0.50-	150122-84	20/01/2015	23/01/2015	02/02/2015	-	6.15	12.6	1.44	12.4	22.7	17.4	<0.14	24.1	<1	20	75.3
TPE2341	1.50-	150122-84	20/01/2015	23/01/2015	30/01/2015	-	6.31	8.64	0.686	13	11	10.1	<0.14	26.7	<1	14.7	117
TPE2342	0.50-	150122-84	20/01/2015	22/01/2015	02/02/2015	-	6.74	10.4	1.45	11.6	15.5	14.3	<0.14	23.5	<1	13.4	129
TPE2342	1.50-	150122-84	20/01/2015	22/01/2015	02/02/2015	-	6.05	10.8	0.757	11.7	12.7	11.5	<0.14	20.1	<1	14.5	63.8
TPE2343	0.50-	150122-84	20/01/2015	22/01/2015	02/02/2015	-	5.93	7.64	1	12	16.2	10.4	<0.14	25.3	<1	12.7	80.4
TPE2343	1.50-	150122-84	20/01/2015	22/01/2015	02/02/2015	1	6.04	9.4	1.31	12.7	12.9	11.9	<0.14	22.8	<1	15.1	131
TPE2344	0.50-	150122-84	20/01/2015	22/01/2015	02/02/2015	-	6.41	21.6	1.25	13.1	86.8	26.4	<0.14	22.1	1.4	18.8	128
TPE2366	0.50-	150122-84	20/01/2015	22/01/2015	02/02/2015	-	4.9	10.2	1.1	14.7	79.3	16.6	<0.14	17.8	1.25	20.1	65.1
TPE2366	1.50-	150122-84	20/01/2015	22/01/2015	30/01/2015	-	5.91	18.4	0.243	12.4	16.2	12.5	<0.14	23.9	<1	14.3	71.5
TPE2367	0.50-	150122-84	20/01/2015	22/01/2015	02/02/2015	-	6.81	8.95	0.343	11.9	70.8	15.4	<0.14	7.78	<1	19.8	44
TPE2367	1.50-	150122-84	20/01/2015	23/01/2015	30/01/2015	1.81	6.49	8.55	0.317	12.3	12.2	10.6	<0.14	22.2	<1	13.1	64.8
TPE2368	0.50-	150122-84	20/01/2015	22/01/2015	02/02/2015	-	5.68	51.5	0.941	14.6	162	81.1	0.671	23.4	<1	23.8	161
TPE2368	1.50-	150122-84	20/01/2015	22/01/2015	29/01/2015	-	6.65	11.4	0.276	12.5	16.6	14.3	<0.14	22.1	<1	15	70.8
TPE2369	0.50-	150122-84	20/01/2015	22/01/2015	02/02/2015	4.62	6.11	29.3	0.559	15.2	333	102	1.11	27.7	<1	21.3	165
TPE2369	1.50-	150122-84	20/01/2015	22/01/2015	30/01/2015	-	6.21	12.2	0.85	14.1	15.6	14.8	0.227	24.7	<1	16.8	74.7
TPE2402	0.50-	150127-17	21/01/2015	27/01/2015	04/02/2015	1.44	6.4	8.82	0.532	14.2	<14	19.6	<1.4	25.3	<10	17.3	123
TPE2402	1.50-	150127-17	21/01/2015	27/01/2015	04/02/2015	-	5.8	8.2	<0.02	10	13	9.95	<0.14	18.8	<1	12	60.1
TPE2403	0.50-	150127-17	21/01/2015	27/01/2015	04/02/2015	-	6.22	13.4	0.0413	11.9	18.3	13.7	<0.14	24.2	<1	13.3	88.1
TPE2403	1.50-	150127-17	21/01/2015	27/01/2015	03/02/2015	-	5.86	12	<0.02	12.4	12.5	12	<0.14	22.4	<1	13	86.3
TPE2493	0.50-	150221-57	17/02/2015	21/02/2015	30/04/2015	1.88	7.69	12.6	0.714	17	45.6	29.9	<0.14	37.2	<1	15	118
TPE2493	1.50-	150221-57	17/02/2015	21/02/2015	10/03/2015	-	6.82	46.4	1.33	17.3	90.5	30.1	<0.14	19.8	<1	20.6	96.6
TPE2493	2.50-	150221-57	17/02/2015	21/02/2015	12/03/2015	-	6.75	34.7	1.28	16.4	67.4	35.9	<0.14	24	<1	20.3	111
TPE2493	3.50-	150221-57	17/02/2015	21/02/2015	10/03/2015	-	7.84	26.2	1.13	14.6	75.9	30.8	0.522	24.9	<1	17.9	123
TPE2493	4.50-	150221-57	17/02/2015	21/02/2015	10/03/2015	2.97	7.16	20.5	1.12	15.5	48.8	45	0.923	28.2	<1	18.3	150
TPE2494	0.50-	150221-57	17/02/2015	21/02/2015	01/05/2015	2.28	8.53	22.3	0.675	15.9	81	43	<0.14	35.3	<1	17.3	115
TPE2494	1.50-	150221-57	17/02/2015	21/02/2015	10/03/2015	-	8.53	13	0.787	16.5	24.2	168	<0.14	36.3	<1	15.7	108
TPE2494	2.50-	150221-57	17/02/2015	21/02/2015	10/03/2015	-	7.57	16.2	0.899	15.8	23.7	22.9	<0.14	38.4	<1	16	90.7
TPE2494	3.50-	150221-57	17/02/2015	21/02/2015	10/03/2015	-	8.33	19.4	0.632	16.5	29.5	29.9	<0.14	38.6	<1	18.3	98.5
TPE2521	0.50-	150128-92	27/01/2015	28/01/2015	05/02/2015	1.39	8.1	14.7	<0.02	12.7	16.2	19	<0.14	28	<1	15.8	108
TPE2521	1.50-	150128-92	27/01/2015	28/01/2015	05/02/2015	-	7.03	10.3	0.114	13.4	23.1	14.6	<0.14	21.1	<1	16.8	78.6
TPE2521	2.50-	150128-92	27/01/2015	28/01/2015	05/02/2015	-	7.08	13.7	<0.02	13.3	20.8	15.4	<0.14	24.5	<1	13.9	86.3
TPE2521	3.50-	150128-92	27/01/2015	28/01/2015	04/02/2015	2.57	6.9	23.4	0.132	16.7	65.7	24.9	<0.14	24.5	<1	21.1	100
TPE2522	0.50-	150129-105	28/01/2015	29/01/2015	09/02/2015	1.17	8.44	10.5	0.128	12.8	22.3	40.1	<0.14	22.6	<1	16.4	119
TPE2522	1.50-	150129-105	28/01/2015	29/01/2015	07/02/2015	-	8.1	11.7	0.114	12.5	17	24.4	<0.14	24.9	<1	14.3	102
TPE2523	0.50-	150129-105	28/01/2015	29/01/2015	09/02/2015	2.28	8.34	12.7	0.209	13	29.3	55.4	<0.14	25	<1	15.2	181
TPE2523	1.50-	150129-105	28/01/2015	29/01/2015	07/02/2015	-	8.91	12.1	0.113	22.4	26.7	25	<0.14	24.5	<1	27.4	106
TPE2524	0.50-	150129-105	28/01/2015	29/01/2015	09/02/2015	-	7.52	7.85	0.17	14	12.2	14.6	<0.14	28.1	<1	12.8	76.3
TPE2524	1.50-	150129-105	28/01/2015	29/01/2015	09/02/2015	-	7.15	27	0.23	16.2	59.1	28.6	<0.14	29.4	<1	23.2	134
TPE2524	2.50-	150129-105	28/01/2015	29/01/2015	08/02/2015	-	6.85	24.1	0.367	14.8	53.1	30.9	<0.14	27.6	<1	18.4	93.4
TPE2525	0.50-	150129-105	28/01/2015	29/01/2015	09/02/2015	-	7.53	6.27	0.154	14.3	7.38	12.5	<0.14	29	<1	11.7	85.3
TPE2525	1.50-	150129-105	28/01/2015	29/01/2015	09/02/2015	-	6.34	16.4	0.237	14.6	28.6	18.6	<0.14	27.5	<1	17.3	89.1
TPE2526	0.50-	150128-92	27/01/2015	28/01/2015	12/03/2015	-	7	15.9	0.437	16.2	28.7	34.3	<0.14	52.3	<1	16.7	133
TPE2526	1.60-	150128-92	27/01/2015	28/01/2015	05/02/2015	-	7.45	17.6	0.366	13.2	47.4	24.1	<0.14	22.6	<1	17.1	94.1
TPE2527	0.50-	150129-105	28/01/2015	29/01/2015	09/02/2015	-	7.3	9.38	0.201	14.5	10.1	15	<0.14	34.7	<1	13.4	83.8
TPE2527	0.50-	150221-57	17/02/2015	21/02/2015	01/05/2015	-	8.68	29.7	0.875	15.3	70.7	80	<0.14	29.5	<1	18.3	204
TPE2527	1.50-	150221-57	17/02/2015	21/02/2015	11/03/2015	-	8.57	20.6	0.841	14.3	62.6	70.5	<0.14	25.9	<1	16.3	189
TPE2527	1.80-	150129-105	28/01/2015	29/01/2015	09/02/2015	-	7.74	22	0.361	13	42.6	30.3	<0.14	17.7	<1	18	81.9
TPE2527	2.50-	150129-105	28/01/2015	29/01/2015	09/02/2015	1.84	6.58	10.8	0.166	15.5	19.6	16.8	<0.14	30.9	<1	15.7	82.2
TPE2527	2.50-	150221-57	17/02/2015	21/02/2015	11/03/2015	-	7.91	29.9	0.96	16.1	73.5	36.2	<0.14	28.7	<1	17.8	144
TPE2527	3.50-	150221-57	17/02/2015	21/02/2015	11/03/2015	-	7.76	14.9	1.45	14.5	49.3	21.2	<0.14	19.6	<1	19.6	106
TPE2527	4.50-	150221-57	17/02/2015	21/02/2015	10/03/2015	3.4	7.32	36.8	0.938	15.8	83.8	36.1	<0.14	22	<1	20	89.7
TPE2528	0.50-	150128-92	27/01/2015	28/01/2015	05/02/2015	-	6.53	10.8	0.049	15.1	25.9	19	<0.14	41.5	<1	14.3	85.3
TPE2538	0.50-	150123-119	22/01/2015	23/01/2015	02/02/2015	-	4.95	10.6	0.803	12.7	44.6	14.1	<0.14	13.9	<1	18.9	110
TPE2538	1.50-	150123-119	22/01/2015	23/01/2015	02/02/2015	-	5.46	7.77	1.58	16.5	17.4	14.2	<0.14	26.3	<1	18	131
TPE2570	1.00-	150128-92	27/01/2015	28/01/2015	05/02/2015	-	8.5	12.2	<0.02	12.5	17.4	23.6	<0.14	22.2	<1	15.9	97.2
TPE2570	2.00-	150128-92	27/01/2015	28/01/2015	05/02/2015	-	8.1	13	<0.02	14.2	25	41.2	<0.14	28.1	<1	16.4	134
TPE2570	2.50-	150128-92	27/01/2015	28/01/2015	05/02/2015	-	5	12.3	<0.02	13.8	16.1	15.6	<0.14	23.2	<1	16.8	100
TPE2571	0.50-	150129-105	28/01/2015	29/01/2015	16/03/2015	1.22	8.57	10.5	0.107	15.3	21.8	29.7	<0.14	23.1	<1	19.6	97.6
TPE2571	1.50-	150129-105	28/01/2015	29/01/2015	09/02/2015	-	8.35	14.2	0.064	15.7	25.5	29.1	<0.14	25.2	<1	20.6	108
TPE2571	2.50-	150129-105	28/01/2015	29/01/2015	07/02/2015	-	7.23	37.4	0.3	16.4	62.5	45.6	<0.14	18.2	<1	23.1	107
TPE2571	3.50-	150129-105	28/01/2015	29/01/2015	07/02/2015	-	7.65	27.5	0.0862	15.9	85.1	41.4	<0.14	24.3	<1	23.5	106
TPE2572	0.50-	150129-105	28/01/2015	29/01/2015	16/03/2015	-	7.73	25.2	0.825	14.4	66.8	53.6	0.465	25.9	<1	20.4	163
TPE2573	0.50-	150129-105	28/01/2015	29/01/2015	17/03/2015	-	8.45	12.8	0.39	12.8	33.3	46	<0.14	29.6	2.33	13.5	185
TPE2573	1.50-	150129-105	28/01/2015	29/01/2015	09/02/2015	-	8.05	13.9	0.268	15.5	34.1	50.8	<0.14	26.7	<1	18.4	138
TPE2574	0.50-	150128-92	27/01/2015	28/01/2015	12/03/2015	3.31	8.28	103	0.122	19.3	1660	392	<0.14	95.3	<1	25.5	2940
TPE2574	1.20-	150128-92	27/01/2015	28/01/2015	05/02/2015	-	8.92	15.7	0.352	5.76	28.4	35	<0.14	9.11	<1	13.5	177
TPE2574	2.10-	150128-92	27/01/2015	28/01/2015	05/02/2015	-	7.1	12.1	<0.02	15.7	30.8	20.7	<0.14	35.4	<1	23.1	116
TPE2574	2.40-	150128-92	27/01/2015	28/01/2015	05/02/2015	-	8.05	11.9	<0.02	15	21.6	26.3	<0.14	31.1	<1	17.4	111
TPE2575	0.50-	150128-92	27/01/2015	28/01/2015	12/03/2015	-	8.59	24.9	0.29	16.5	202	143	<0.14	40.2	<1	19.6	665
TPE2575	1.50-	150128-92	27/01/2015	28/01/2015	05/02/2015	-	8.36	19.7	0.24	41.3	99.5	94.5	<0.14	26.8	<1	20.8	357
TPE2575	2.50-	150128-92	27/01/2015	28/01/2015	05/02/2015	1.69	8.84	18.9	0.299	12.1	456	235	<0.14	65.7	<1	20.3	313
TPE2575	3.30-	150128-92	27/01/2015	28/01/2015	05/02/2015	-	7.79	18.1	<0.02	13.4	38.9	19.1	<0.14	20.9	<1	17.9	85.8
TPE2575	4.00-	150128-92	27/01/2015	28/01/2015	05/02/2015	-	8.36	9.37	0.126	14.9	53.9	29.6	<0.14	30.4	<1	15.7	153
TPE2576	0.50-	150128-92	27/01/2015	28/01/2015	12/03/2015	-	8.43	18.9	0.148	15.2	70.6	60.1	<0.14	39.5	<1	17.4	185
TPE2576	1.70-	150128-92	27/01/2015	28/01/2015	05/02/2015	-	8.11	93	0.334	14.8	113	65.9	<0.14	27.6	<1	18.4	298
TPE2577	0.50-	150221-57	17/02/2015	21/02/2015	05/05/2015	-	8.71	24.5	1.34	42	97	334	0.143	44	<1	21.1	734
TPE2577	1.50-	150221-57	17/02/2015	21/02/2015	10/03/2015	-	8.62	26.8	1.14	19.3	75.5	169	<0.14	42	<1	19	493
TPE2577	2.50-	150221-57	17/02/2015	21/02/2015	10/03/2015	-	7.86	24	0.908	14.7	40.4	34.4	<0.14	29	<1	15.9	99
TPE2577	3.50-	150221-57	17/02/2015	21/02/2015	10/03/2015	-	8.29	37.6	1.44	34.5	91.1	298	<0.14	32.8	<1	19.3	638
TPE2578	0.50-	150221-73	18/02/2015	21/02/2015	11/05/2015	-	7.8	47.6	1.93	31.8	155	840	<1.4	51.2	<10	40.4	192
TPE2578	1.50-	150221-73	18/02/2015	21/02/2015	12/03/2015	-	8.09	23.5	0.722	16.2	50.2	31.9	<0.14	29.2	<1	17.1	119
TPE2578	2.50-	150221-73	18/02/2015	21/02/2015	12/03/2015	-	7.09	28.3	0.924	16.1	56	43.9	<0.14	31.8	<1	21.2	124
TPE2578	3.50-	150221-73	18/02/2015	21/02/2015	13/03/2015	-	7.49	25.4	0.577	12	65	36	<0.14	23.1	<1	13.6	94
TPE2578	4.50-	150221-73	18/02/2015	21/02/2015	13/03/2015	-	7.5	29.1	0.713	14.8	55.1	43.5	<0.14	24.7	<1	18	140
TPE2579	0.50-	150221-73	18/02/2015	21/02/2015	11/05/2015	-	9.03	14.5	0.642	14.6	41.8	62.9	0.204	22	<1	13.8	182
TPE2579	1.50-	150221-73	18/02/2015	21/02/2015	12/03/2015	-	8.45	14.2	0.621	18.7	46	66	<0.14	27.8	<1	16.9	172
TPE2579	2.50-	150221-73	18/02/2015	21/02/2015	12/03/2015	-	8.37	19.9	0.692	15.4	194	32.7	0.418	29.1	<1	20.3	115
TPE2579	3.50-	150221-73	18/02/2015	21/02/2015	12/03/2015	-	8.41	14.8	0.532	17.7	41.4	33.1	<0.14	34.7	<1	17.5	109
TPE2579	4.50-	150221-73	18/02/2015	21/02/2015	12/03/2015	2.78	8.52	19.1	0.65	14.4	38.6	32.2	0.237	32.2	<1	19.5	101
TPE2580	0.50-	150221-73	18/02/2015	21/02/2015	01/05/2015	-	8.65	19.6	0.583	20.4	60	24.5	<0.14	22.2	<1	15.3	99.8
TPE2580	1.50-	150221-73	18/02/2015	21/02/2015	13/03/2015	-	8.66	14.6	0.869	65.5	39.5	50.2	<0.14	27.2	<1	107	149
TPE2580	2.50-	150221-73	18/02/2015	21/02/2015	13/03/2015	-	8.23	13.7	0.712	15.4	27.4	24.3	<0.14	33.6	<1	16.5	101

Monitor Phase 69

Excavation
No furter action

Trial Pit	Sample Depth	SDG ID.	Date Sampled	Received On	Date Complete	Soil Organic Matter (SOM)	pH	Arsenic	Cadmium	Chromium	Copper	Lead	Mercury	Nickel	Selenium	Vanadium	Zinc
					Commercial >1m												
						%	pH Units	mg/kg	mg/kg	mg/kg	mg/kg	mg/kg	mg/kg	mg/kg	mg/kg	mg/kg	mg/kg
TPE2580	3.50-	150221-73	18/02/2015	21/02/2015	12/03/2015	2.78	8.21	14.9	0.628	16.4	27.9	24.7	<0.14	38.7	<1	18	116
TPE2580	4.50-	150221-73	18/02/2015	21/02/2015	13/03/2015	-	8.32	15.2	1.46	13.5	22.1	28.3	<0.14	30.9	<10	15.1	120
TPE2610	0.50-	150129-105	28/01/2015	29/01/2015	16/03/2015	-	8.66	35.5	0.503	12.8	72.9	104	0.278	19.4	<1	18.9	278
TPE2610	1.50-	150129-105	28/01/2015	29/01/2015	07/02/2015	-	6.52	29.3	0.374	14.7	53.2	33.7	<0.14	34.3	<1	18.5	93.6
TPE2611	0.50-	150129-105	28/01/2015	29/01/2015	16/03/2015	-	8.19	13.4	0.704	15.8	38.7	33.8	<0.14	35.1	<1	17.3	208
TPE2612	0.50-	150128-92	27/01/2015	28/01/2015	12/03/2015	-	7.68	29.5	0.749	18.3	162	121	<0.14	33.3	<1	22.2	286
TPE2613	0.50-	150221-57	17/02/2015	21/02/2015	05/05/2015	-	8.42	96.2	1.41	32.8	1540	323	0.526	82.4	<1	39.5	537
TPE2625	0.50-	150127-17	21/01/2015	27/01/2015	04/02/2015	-	5.51	10.7	<0.02	13.5	15.4	13.7	<0.14	23.4	<1	14.4	99.4
TPE2625	1.50-	150127-17	21/01/2015	27/01/2015	04/02/2015	-	6.09	9.68	<0.02	13.4	11.6	16.4	<0.14	22.9	<1	16.8	103
TPE2626	0.50-	150127-17	21/01/2015	27/01/2015	04/02/2015	1.52	5.73	8.05	0.0398	14	17.4	12.2	<0.14	26.8	<1	15.1	98.1
TPE2626	1.50-	150127-17	21/01/2015	27/01/2015	03/02/2015	-	5.82	6.32	<0.02	7.6	8.16	7.91	<0.14	15.5	<1	8.72	46.6
TPE2627	0.50-	150127-17	21/01/2015	27/01/2015	04/02/2015	-	4.97	6.63	<0.02	9.95	9.87	9.86	<0.14	19.7	<1	12.3	66.5
TPE2627	1.50-	150127-17	21/01/2015	27/01/2015	03/02/2015	-	5.21	60	<0.2	11.9	<14	16.7	<1.4	25.2	<10	14.8	98.2
TPE2628	0.50-	150123-119	22/01/2015	23/01/2015	02/02/2015	-	6.34	10.1	<0.02	12.2	13.5	12.3	<0.14	22.1	<1	13.7	91.8
TPE2661	0.50-	150128-92	27/01/2015	28/01/2015	05/02/2015	-	5.2	32.9	0.329	14.2	50.4	41.3	0.437	29.7	<1	18.2	113
TPE2661	1.50-	150128-92	27/01/2015	28/01/2015	05/02/2015	-	6.22	28.8	0.3	17.5	52.6	34.5	<1.4	30.5	<10	26.2	94.3
TPE2662	0.50-	150128-92	27/01/2015	28/01/2015	12/03/2015	-	7.27	26.2	0.603	15.5	67	44.1	<0.14	26	<1	19.8	121
TPE2663	0.50-	150129-105	28/01/2015	29/01/2015	16/03/2015	-	8.19	20.4	0.388	21.8	57.8	35.4	<0.14	27.9	<1	17.5	149
TPE2663	1.50-	150129-105	28/01/2015	29/01/2015	07/02/2015	-	8.45	13.4	0.17	17.8	34.7	36	<0.14	39.2	<1	16.4	124
TPE2663	2.90-	150129-105	28/01/2015	29/01/2015	09/02/2015	-	6.56	47.1	0.771	15.6	72	66.8	0.173	37.8	<1	23.5	132
TPE2663	3.50-	150129-105	28/01/2015	29/01/2015	09/02/2015	-	7.25	20.3	0.215	15.5	110	18.2	<0.14	12.1	1.11	22.4	59
TPE2663	4.20-	150129-105	28/01/2015	29/01/2015	09/02/2015	-	8.38	11.2	0.158	12.7	21.2	16.1	<0.14	21.1	<1	13.3	94.6
TPE2664	0.50-	150128-92	27/01/2015	28/01/2015	05/02/2015	2.29	8.97	21	0.198	22.7	67.4	43	<0.14	29.1	<1	19.1	150
TPE2664	1.60-	150128-92	27/01/2015	28/01/2015	05/02/2015	-	7.71	8.47	<0.02	14.9	9.72	16.2	<0.14	30.5	<1	14.4	74.8
TPE2665	0.50-	150129-105	28/01/2015	29/01/2015	16/03/2015	2.22	8.45	26.9	0.21	30.3	82.8	35.2	<0.14	42.8	<1	17.3	142
TPE2666	0.50-	150221-57	17/02/2015	21/02/2015	05/05/2015	-	8.85	17.1	0.779	13.3	50.1	64	<0.14	26.8	<1	16.3	201
TPE2666	1.50-	150221-57	17/02/2015	21/02/2015	11/03/2015	-	8.22	15.4	0.976	16.6	39	153	<0.14	39.4	<1	21.1	193
TPE2666	2.60-	150221-57	17/02/2015	21/02/2015	10/03/2015	-	7.83	11.5	0.646	17.6	25.7	47.7	<0.14	40.5	<1	19.9	117
TPE2667	0.50-	150221-57	17/02/2015	21/02/2015	12/03/2015	-	7.37	35.2	0.888	14.1	56.6	103	<0.14	32	<1	18.8	243
TPE2667	1.50-	150221-57	17/02/2015	21/02/2015	11/03/2015	-	5.08	15.9	0.695	15.5	38.2	29.3	<0.14	28.4	<1	17.2	126
TPE2667	2.20-	150221-57	17/02/2015	21/02/2015	10/03/2015	3.67	6.96	16.1	0.789	16.7	19.5	20.2	<0.14	54.8	<1	16.6	98.4
TPE2668	0.40-	150221-73	18/02/2015	21/02/2015	07/05/2015	-	8.8	359	0.775	16.7	2090	135	<0.14	53.1	<10	27.4	948
TPE2669	0.50-	150221-73	18/02/2015	21/02/2015	11/05/2015	-	6.61	21.6	<0.02	12.8	48.3	25	<0.14	32.3	<1	10.7	87.6
TPE2669	1.50-	150221-73	18/02/2015	21/02/2015	13/03/2015	-	6.41	69.4	0.867	15.6	130	93	<0.14	31.4	<1	19.4	117
TPE2669	2.80-	150221-73	18/02/2015	21/02/2015	16/03/2015	-	6.89	19.9	0.688	18.2	34.7	26.3	<0.14	35	<1	21.3	101
TPE2670	0.50-	150221-73	18/02/2015	21/02/2015	07/05/2015	-	8.45	36.6	0.788	23.4	88.5	85.8	<0.14	36.7	<1	21.4	318
TPE2670	1.50-	150221-73	18/02/2015	21/02/2015	14/03/2015	-	6.48	21.6	0.759	14.6	51.8	38.2	2.37	26.7	<1	18.6	114
TPE2670	2.80-	150221-73	18/02/2015	21/02/2015	14/03/2015	-	6.8	33.4	0.855	17	65.5	46.6	<0.14	29.7	<1	21.9	118
TPE2672	0.50-	150221-73	18/02/2015	21/02/2015	11/05/2015	-	8.31	10.9	0.584	14.3	24.4	23.1	<0.14	34.1	<1	13.5	82.5
TPE2672	1.50-	150221-73	18/02/2015	21/02/2015	14/03/2015	-	7.78	8.79	0.607	11.3	11.9	11.1	<0.14	21.3	<1	11.2	74.1
TPE2672	2.50-	150221-73	18/02/2015	21/02/2015	14/03/2015	-	7.11	18.9	0.706	15.9	35.2	33	<0.14	34.9	<1	17.4	103
TPE2672	3.50-	150221-73	18/02/2015	21/02/2015	14/03/2015	-	7.49	15.9	0.782	16.8	30.7	26.8	<0.14	34.5	<1	18.9	102
TPE2672	4.20-	150221-73	18/02/2015	21/02/2015	14/03/2015	2.22	6.86	7.7	0.974	15.7	19.8	26	<0.14	40.1	<10	17.8	98.1
TPE2673	0.50-	150127-17	21/01/2015	27/01/2015	04/02/2015	-	7.37	10.6	<0.02	12.7	13.3	15.5	<0.14	23.6	<1	16.2	66.9
TPE2673	1.00-	150127-17	21/01/2015	27/01/2015	04/02/2015	-	6.38	10.1	<0.02	10.8	14.2	17.2	<0.14	23.7	<1	13.1	69.7
TPE2675	0.50-	150127-17	21/01/2015	27/01/2015	04/02/2015	1.46	7.59	9.67	<0.02	12.7	16.3	16.3	<0.14	21.7	<1	16.2	64.5
TPE2675	1.50-	150127-17	21/01/2015	27/01/2015	03/02/2015	-	6.48	8.66	<0.02	20.1	13	16.8	<0.14	23	<1	25.3	68.3
TPE2675	2.50-	150127-17	21/01/2015	27/01/2015	03/02/2015	-	6.3	8.73	<0.02	11.8	11.1	11.5	<0.14	20.1	<1	13.8	51.5
TPE2677	0.50-	150127-17	21/01/2015	27/01/2015	04/02/2015	-	7.03	19.8	0.169	13.3	35.9	62	<0.14	23.6	<1	16.6	128
TPE2677	1.50-	150127-17	21/01/2015	27/01/2015	04/02/2015	-	6.55	14.8	<0.02	15.6	30.3	16.2	<0.14	19.5	<1	19.6	71.6
TPE2677	2.50-	150127-17	21/01/2015	27/01/2015	04/02/2015	-	6.46	14.3	<0.02	15.5	20	15.1	<0.14	21.3	<1	19	78.1
TPE2677	3.50-	150127-17	21/01/2015	27/01/2015	05/02/2015	-	6.35	9.76	0.109	16	17.7	14.8	<0.14	22.6	<1	19.5	81.9
TPE2677	4.50-	150127-17	21/01/2015	27/01/2015	04/02/2015	1.22	6.43	8.83	<0.02	15.2	15.6	13.5	<0.14	21.1	<1	18.6	72.7
TPE2678	0.50-	150123-119	22/01/2015	23/01/2015	02/02/2015	-	7.22	14.7	1	13.5	33.7	58.5	<0.14	23	<1	15.4	104
TPE2678	1.50-	150123-119	22/01/2015	23/01/2015	30/01/2015	-	6.55	92.9	0.514	14.8	122	129	<0.14	23.1	<1	21.1	113
TPE2678	2.50-	150123-119	22/01/2015	23/01/2015	02/02/2015	-	6.33	8.15	0.93	13.1	14.2	11.7	<0.14	23.2	<1	13.2	83.7
TPE2678	3.50-	150123-119	22/01/2015	23/01/2015	02/02/2015	1.27	6.7	9.31	0.909	12.5	14.3	28.2	<0.14	21.9	<1	15.6	65.4
TPE2680	0.50-	150127-17	21/01/2015	27/01/2015	04/02/2015	-	6.54	17	0.363	15.6	35.1	63.7	<1.4	30.1	<10	28.7	145
TPE2680	1.50-	150127-17	21/01/2015	27/01/2015	04/02/2015	-	5.67	6.32	<0.02	11.3	7.74	8.68	<0.14	22.3	<1	11.1	55.5
TPE2681	0.50-	150123-119	22/01/2015	23/01/2015	02/02/2015	-	5.81	9.53	0.243	13.4	15.9	21	<0.14	24.1	<1	15.7	103
TPE2682	0.50-	150123-119	22/01/2015	23/01/2015	02/02/2015	-	5.63	10.2	<0.02	12.4	27.4	33.4	<0.14	20.9	<1	14.6	109
TPE2711	0.50-	150128-92	27/01/2015	28/01/2015	12/03/2015	-	6.28	50.2	<0.02	15.8	74	69.6	<0.14	20.6	<1	21.6	98.1
TPE2711	1.50-	150128-92	27/01/2015	28/01/2015	05/02/2015	-	5.04	10.7	<0.02	19.2	89.1	13.9	<0.14	25	<1	25	85
TPE2711	2.50-	150128-92	27/01/2015	28/01/2015	05/02/2015	-	6.15	9.34	0.0396	12.5	13.2	13.1	<0.14	22	<1	15.7	91.7
TPE2712	0.50-	150129-105	28/01/2015	29/01/2015	09/02/2015	1.53	8.55	14.7	0.23	15.6	34.1	22.7	<0.14	17.3	<1	16.2	96.6
TPE2712	1.10-	150129-105	28/01/2015	29/01/2015	09/02/2015	-	5.54	93	1.04	13.4	162	220	<0.14	22.3	1.61	25.6	105
TPE2712	2.50-	150129-105	28/01/2015	29/01/2015	09/02/2015	-	7.85	19.8	0.411	13.3	18.4	21.4	<0.14	25.5	<1	15.7	121
TPE2712	3.60-	150129-105	28/01/2015	29/01/2015	09/02/2015	-	6.75	21.1	<0.02	13.4	13.9	15.7	<0.14	27.3	<1	15.4	85.2
TPE2713	0.50-	150128-92	27/01/2015	28/01/2015	12/03/2015	-	8.49	16	0.0276	18.8	43.9	25.6	<0.14	26.4	<1	17.7	112
TPE2713	1.50-	150128-92	27/01/2015	28/01/2015	12/03/2015	-	8.62	19.9	0.223	23.3	59.7	42.2	<0.14	28.2	<1	18.6	154
TPE2713	2.80-	150128-92	27/01/2015	28/01/2015	05/02/2015	-	8.66	12.2	0.0832	10.6	21	22.5	<0.14	19.8	<1	18.3	99.7
TPE2714	0.50-	150129-105	28/01/2015	29/01/2015	17/03/2015	-	9.22	15.8	0.257	14.4	39.8	50.2	<0.14	24.6	<1	15.7	166
TPE2714	1.50-	150129-105	28/01/2015	29/01/2015	09/02/2015	-	8.85	17.7	0.213	10.3	31	36.4	<0.14	24.1	<1	20.2	164
TPE2714	2.50-	150129-105	28/01/2015	29/01/2015	09/02/2015	-	8.84	18	0.25	8.87	31	43.5	<0.14	24.7	<1	18.1	179
TPE2715	0.50-	150221-57	17/02/2015	21/02/2015	01/05/2015	2	9.14	18.5	0.7	17	49.8	79.9	0.167	30.6	<1	15.6	223
TPE2715	1.50-	150221-57	17/02/2015	21/02/2015	10/03/2015	-	8.64	14.4	0.525	11.2	33.7	47.4	<0.14	25.4	<1	36.9	156
TPE2715	2.50-	150221-57	17/02/2015	21/02/2015	10/03/2015	-	9.61	9.83	0.429	13.2	22.6	27.3	<0.14	24.6	<1	19.3	96.5
TPE2716	0.50-	150221-57	17/02/2015	21/02/2015	05/05/2015	2.22	9.7	13.9	0.47	18.3	40.2	44.3	<0.14	21	<1	16.1	131
TPE2716	1.50-	150221-57	17/02/2015	21/02/2015	10/03/2015	-	9.35	11.8	0.495	14	30.3	30.2	0.174	27.5	<1	28.9	109
TPE2716	2.50-	150221-57	17/02/2015	21/02/2015	10/03/2015	-	8.57	10.7	0.539	15.7	16.9	18.1	<0.14	31	<1	21.3	77.1
TPE2717	0.50-	150221-57	17/02/2015	21/02/2015	01/05/2015	-	8.98	26.3	0.902	13.6	113	151	0.161	34.2	<1	15.3	359
TPE2717	1.70-	150221-57	17/02/2015	21/02/2015	12/03/2015	-	7.88	25.5	1.4	17.3	91.1	133	0.155	35.3	<1	23.2	335
TPE2718	0.50-	150221-73	18/02/2015	21/02/2015	11/05/2015	5.26	7.44	46	<0.02	13.6	107	44.2	<0.14	29	<1	14.5	89.2
TPE2718	1.10-	150221-73	18/02/2015	21/02/2015	13/03/2015	-	7.5	10.5	0.588	15.9	16.4	24.9	<0.14	34.8	<1	15.4	93.5
TPE2721	0.50-	150221-73	18/02/2015	21/02/2015	11/05/2015	2.86	7.54	11.7	<0.02	14.3	19.2	21.7	<0.14	33.1	<1	13.1	88.1
TPE2721	1.50-	150221-73	18/02/2015	21/02/2015	14/03/2015	-	6.59	14.5	0.662	16.6	29.8	22	<0.14	30.5	<1	16.1	84.2
TPE2721	2.50-	150221-73	18/02/2015	21/02/2015	14/03/2015	-	5.94	15.7	0.675	16.3	32.1	21.9	<0.14	33.2	<1	17	90.6
TPE2721	3.50-	150221-73	18/02/2015	21/02/2015	14/03/2015	-	6.71	15.1	0.635	13.6	29.1	25.8	<0.14	29.7	<1	14.1	85.9
TPE2721	4.20-	150221-73	18/02/2015	21/02/2015	14/03/2015	-	7.24	11.6	0.498	13.4	39.9	18	<0.14	31.1	<1	13.1	75.4
TPE2724	0.50-	150127-17	21/01/2015	27/01/2015	04/02/2015	-	7.51	18.4	0.216	15	52.5	41.3	<0.14	23.5	<1	19.5	159
TPE2727	0.50-	150127-17	21/01/2015	27/01/2015	04/02/2015	-	7.81	19.7	0.233	15.4	42.2	113	<0.14	28	<1	16.5	177
TPE2727	1.50-	150127-17	21/01/2015	27/01/2015	03/02/2015	-	6.31	8.8	<0.02	11.5	14.2	15.8	<0.14	20.5	<1	14.1	65.1
TPE2728	1.00-	150123-119	22/01/2015	23/01/2015	02/02/2015	-	6.7	45.4	0.29	12.1	84.2	50.6	<0.14	15.9	<1	17.7	83.7
TPE2732	0.50-	150123-119	22/01/2015	23/01/2015	02/02/2015	-	5.54	36.4	0.622	15.7	77.1	45.1	<0.14	19.3	<1	21.4	134
TPE2732	1.50-	150123-119	22/01/2015	23/01/2015	02/02/2015	-	6.51	23.6	1.34	15.4	34.1	40.2	<0.14	22.1	<1	18.6	112
TPE2733	0.50-	150123-119	22/01/2015	23/01/2015	03/02/2015	-	5.31	32.3	<0.02	13.2	57	56.4	<0.14	19.5	<1	17.8	134
TPE2733	1.50-	150123-119	22/01/2015	23/01/2015	30/01/2015	-	7.06	8.29	0.598	14.8	12	11.8	<0.14	22	<1	17.6	95.8
TPE2734	0.50-	150123-119	22/01/2015	23/01/2015	02/02/2015	-	6.71	21.8	0.163	23.1	35.5	145	<0.14	24.5	<1	17.4	161
TPE2734	1.50-	150123-119	22/01/2015	23/01/2015	30/01/2015	-	6.75	21.6	0.902	17.9	47.8	88.9	1.15	23.7	<1	22.9	204
TPE2736	0.50-	150128-98	26/01/2015	28/01/2015	06/02/2015	1.16	5.16	12.1	0.183	15.6	30.2	23	<0.14	24.7	<1	18	105
TPE2736	1.50-	150128-98	26/01/2015	28/01/2015	06/02/2015	-	6.53	15.1	0.263	19.6	86.8	24.2	<0.14	27.3	1.04	25.7	120
TPE2736	2.50-	150128-98	26/01/2015	28/01/2015	06/02/2015	-	5.67	9.56	<0.02	13.5	13	12.3	<0.14	22.2	<1	14.9	57.4
TPE2736	3.20-	150128-98	26/01/2015	28/01/2015	06/02/2015	-	5.72	8.52	<0.02	12.8	12.9	13.5	<0.14	21.6	<1	14	67.8
TPE2737	0.50-	150128-98	26/01/2015	28/01/2015	06/02/2015	-	6	19.6	0.301	17.7	94	30.6	<0.14	22.8	<1	24.1	105
TPE2737	1.70-	150128-98	26/01/2015	28/01/2015	06/02/2015	-	5.64	8.5	<0.02	12.7	10.9	11.8	<0.14	22.1	<1	13.1	58.6

Monitor Phase 69

Excavation
No furter action

Trial Pit	Sample Depth	SDG ID.	Date Sampled	Received On	Date Complete	Soil Organic Matter (SOM)	pH	Arsenic	Cadmium	Chromium	Copper	Lead	Mercury	Nickel	Selenium	Vanadium	Zinc
					Commercial >1m												
						%	pH Units	mg/kg	mg/kg	mg/kg	mg/kg	mg/kg	mg/kg	mg/kg	mg/kg	mg/kg	mg/kg
TPE2737	2.60-	150128-98	26/01/2015	28/01/2015	06/02/2015	-	5.62	8.21	<0.02	12.2	13	11.8	<0.14	24.6	<1	13.5	62.9
TPE2738	0.50-	150128-98	26/01/2015	28/01/2015	06/02/2015	-	7.42	6.22	0.106	12.3	210	327	<0.14	25	<1	12.2	164
TPE2738	1.50-	150128-98	26/01/2015	28/01/2015	06/02/2015	-	6.26	18.2	<0.02	12.8	23	24.8	<0.14	20.5	<1	15.1	73.9
TPE2766	0.50-	150129-105	28/01/2015	29/01/2015	09/02/2015	-	8.55	15.8	<0.02	13.6	69.3	48.9	<0.14	25.7	<1	20.5	98.8
TPE2766	1.50-	150129-105	28/01/2015	29/01/2015	09/02/2015	-	7.22	32.9	0.067	13.9	291	104	<0.14	30	<1	19.2	780
TPE2767	0.50-	150129-105	28/01/2015	29/01/2015	17/03/2015	-	8.29	24.1	0.147	10.1	77.2	36.9	0.791	12.3	<1	14.3	79.9
TPE2767	1.50-	150129-105	28/01/2015	29/01/2015	07/02/2015	-	8.24	12	<0.02	13.3	12.2	12.8	<0.14	20.7	<1	15.5	67.8
TPE2767	2.40-	150129-105	28/01/2015	29/01/2015	07/02/2015	-	8.26	13	<0.02	12.6	19	25.9	<0.14	20.6	<1	14.8	68.6
TPE2771	0.50-	150225-89	23/02/2015	25/02/2015	18/03/2015	-	7.74	13.1	0.153	12.3	32.1	38.2	0.166	26.8	<1	12.7	99.2
TPE2772	0.50-	150225-89	23/02/2015	25/02/2015	18/03/2015	-	7.03	17.8	<0.02	13.6	42.5	25.7	<0.14	29.1	<1	13.2	104
TPE2772	1.50-	150225-89	23/02/2015	25/02/2015	17/03/2015	-	7.49	10.4	0.669	14.1	19.7	19	<0.14	37.4	<1	14.4	76.3
TPE2772	2.50-	150225-89	23/02/2015	25/02/2015	17/03/2015	-	6.56	66	1.35	17.1	101	91.9	1.87	33.8	<1	34.6	120
TPE2772	3.50-	150225-89	23/02/2015	25/02/2015	18/03/2015	5.33	7.91	33.8	0.894	13.6	53.5	41.1	0.374	22.7	<1	20	90
TPE2772	4.50-	150225-89	23/02/2015	25/02/2015	18/03/2015	-	6.29	10.7	1.09	13.2	15.8	12.4	<0.14	23.9	<1	14.4	122
TPE2773	0.50-	150225-89	23/02/2015	25/02/2015	18/03/2015	-	9.42	24.9	0.273	14.6	59.7	116	1.27	25.3	<1	17.2	342
TPE2773	1.50-	150225-89	23/02/2015	25/02/2015	17/03/2015	-	8.42	20.8	0.813	15.9	43.6	61.7	<0.14	33.7	<1	17.1	144
TPE2773	2.50-	150225-89	23/02/2015	25/02/2015	18/03/2015	-	7.02	8.56	0.597	16.7	18.5	22.7	<0.14	39.6	<1	17	70.9
TPE2773	3.50-	150225-89	23/02/2015	25/02/2015	17/03/2015	2.41	7.5	17	0.756	16.3	35.2	31.7	0.419	33	<1	19.1	100
TPE2773	4.20-	150225-89	23/02/2015	25/02/2015	17/03/2015	-	6.58	10.9	0.735	14.4	19	16.1	<0.14	25.3	<1	15.8	79.7
TPE2778	0.50-	150127-17	21/01/2015	27/01/2015	11/03/2015	-	7.21	12.7	0.971	12.4	24.9	36.8	<0.14	13.3	<1	20.1	162
TPE2779	0.50-	150127-17	21/01/2015	27/01/2015	04/02/2015	-	6.85	8.62	<0.02	10.6	12.5	14.9	<0.14	20.1	<1	13	58.9
TPE2780	0.50-	150127-17	21/01/2015	27/01/2015	04/02/2015	-	8.31	16.1	0.105	22.2	27.6	52.5	<0.14	25.7	<1	28.3	191
TPE2780	1.50-	150127-17	21/01/2015	27/01/2015	04/02/2015	-	6.98	9.01	<0.02	11.4	14.6	19.2	<0.14	20.7	<1	13.8	60.1
TPE2781	0.50-	150127-17	21/01/2015	27/01/2015	04/02/2015	2.88	8.5	15.1	0.168	22	21.1	45.3	<0.14	22	<1	29.8	126
TPE2781	1.50-	150127-17	21/01/2015	27/01/2015	04/02/2015	-	8.17	14.3	0.489	24	22.2	38.9	<0.14	21.3	<1	29.1	146
TPE2781	2.50-	150127-17	21/01/2015	27/01/2015	04/02/2015	-	8.14	15.8	0.301	24	23.6	35.5	<0.14	23.4	<1	30.2	159
TPE2785	0.50-	150128-98	26/01/2015	28/01/2015	06/02/2015	-	8.43	13.5	0.274	18.9	21.1	104	<0.14	21.8	<1	23	146
TPE2785	1.50-	150128-98	26/01/2015	28/01/2015	06/02/2015	-	8.56	14.9	0.296	21.3	23.5	31.1	<0.14	24.2	<1	24.9	183
TPE2785	2.50-	150128-98	26/01/2015	28/01/2015	06/02/2015	-	7.92	12.6	0.222	24	45.6	111	<0.14	24.8	<1	24.6	235
TPE2788	0.50-	150123-119	22/01/2015	23/01/2015	10/03/2015	-	7.27	21.2	0.697	13.7	47.4	30.5	<0.14	25	<1	19.3	228
TPE2788	1.50-	150123-119	22/01/2015	23/01/2015	02/02/2015	-	6.57	9.37	0.733	15.6	19.3	14.9	<0.14	22.6	<1	18.3	70.9
TPE2789	0.50-	150128-98	26/01/2015	28/01/2015	06/02/2015	-	7.41	18	0.519	32.1	27.2	51	<0.14	25.8	<1	40.5	111
TPE2789	1.50-	150128-98	26/01/2015	28/01/2015	06/02/2015	-	7.51	16.8	0.385	35.6	24.8	45.2	<0.14	25.6	<1	40.3	167
TPE2789	2.50-	150128-98	26/01/2015	28/01/2015	06/02/2015	-	5.03	9.17	0.487	14.6	22.4	27.4	<0.14	25.1	<1	17.6	135
TPE2789	3.50-	150128-98	26/01/2015	28/01/2015	06/02/2015	-	6.77	10.8	<0.02	12.8	16	20.9	<0.14	21.6	<1	15.2	67.1
TPE2790	0.50-	150128-98	26/01/2015	28/01/2015	06/02/2015	0.796	8.11	18.1	0.067	24	21.9	78.3	<0.14	18.9	<1	33.3	164
TPE2790	1.70-	150128-98	26/01/2015	28/01/2015	06/02/2015	-	8.01	16.2	0.0809	22	22.2	75.2	<0.14	18.3	<1	33.6	136
TPE2790	3.00-	150128-98	26/01/2015	28/01/2015	06/02/2015	-	4.97	7.85	0.0536	16.3	21.6	14.4	<0.14	24.8	<1	19.9	97
TPE2791	0.50-	150128-98	26/01/2015	28/01/2015	06/02/2015	-	8.45	18.5	0.0838	24.4	25.7	83.4	<0.14	20.9	<1	34.7	158
TPE2791	1.50-	150128-98	26/01/2015	28/01/2015	06/02/2015	-	8.03	12.3	0.0633	16.5	19.7	53.2	<0.14	14.6	<1	25.2	101
TPE2791	2.80-	150128-98	26/01/2015	28/01/2015	06/02/2015	-	6.47	61	0.151	25.5	95.8	249	<0.14	35.6	<1	29.7	147
TPE2792	0.50-	150128-98	26/01/2015	28/01/2015	06/02/2015	2.88	8.25	12.1	0.111	16.4	8.45	27.7	<0.14	12.5	<1	21.5	56.5
TPE2792	1.50-	150128-98	26/01/2015	28/01/2015	06/02/2015	-	8.03	12.2	0.0811	23.8	10	24.8	<0.14	13.1	<1	23	62.6
TPE2792	2.50-	150128-98	26/01/2015	28/01/2015	06/02/2015	-	7.75	12.9	0.0234	14.6	12.1	26.7	<0.14	13.4	<1	20.4	60.8
TPE2792	3.40-	150128-98	26/01/2015	28/01/2015	06/02/2015	-	7.24	11.6	<0.02	13.5	17.2	20.7	<0.14	22.3	<1	16.3	68.7
TPE2816	0.50-	150225-89	23/02/2015	25/02/2015	18/03/2015	-	8.44	14.4	<0.02	12.1	35.6	39.2	<0.14	20.6	<1	20.2	147
TPE2816	1.70-	150225-89	23/02/2015	25/02/2015	18/03/2015	-	7.92	10.5	0.75	11.9	12.6	11.6	<0.14	22.3	<1	13.4	72.1
TPE2820	0.50-	150221-73	18/02/2015	21/02/2015	06/05/2015	-	8.67	16	<0.02	13.2	57.4	47.5	<0.14	30.5	<1	14.2	163
TPE2821	0.50-	150221-73	18/02/2015	21/02/2015	12/05/2015	-	8.46	39.8	0.161	15.3	234	149	0.309	38.2	<1	22.9	325
TPE2821	1.50-	150221-73	18/02/2015	21/02/2015	13/03/2015	3.26	8.18	26.8	0.88	14.7	95.5	84.8	0.28	29.1	<1	18.5	191
TPE2821	2.50-	150221-73	18/02/2015	21/02/2015	13/03/2015	-	6.66	21.7	0.868	16.3	66.4	229	0.161	34.1	<1	19.2	185
TPE2821	3.50-	150221-73	18/02/2015	21/02/2015	14/03/2015	-	7.17	17.4	0.758	14.7	86.1	51.9	<0.14	30.2	<1	16.1	168
TPE2821	4.50-	150221-73	18/02/2015	21/02/2015	13/03/2015	-	6.61	12.5	0.642	13.9	33.3	24.5	<0.14	27.3	<1	15.1	245
TPE2822	0.50-	150221-73	18/02/2015	21/02/2015	12/05/2015	-	8.58	11.7	0.456	10.5	22.9	24.5	<0.14	23.5	<1	11.7	85.1
TPE2822	1.50-	150221-73	18/02/2015	21/02/2015	14/03/2015	-	6.4	18.7	0.664	15.4	54.8	28.3	<0.14	26.6	<1	17.8	115
TPE2822	2.70-	150221-73	18/02/2015	21/02/2015	13/03/2015	-	7.85	28.9	0.787	14.7	85.6	67.2	<0.14	34.5	<1	29.4	149
TPE2822	3.50-	150221-73	18/02/2015	21/02/2015	13/03/2015	-	6.09	11	0.854	13.7	18.5	34.7	<0.14	24.4	<1	17.6	120
TPE2822	4.50-	150221-73	18/02/2015	21/02/2015	13/03/2015	-	6.79	13.5	1.41	12.8	29.3	17	<0.14	25.8	<10	17.4	132
TPE2833	0.50-	150128-92	27/01/2015	28/01/2015	05/02/2015	1.48	8	13.7	0.395	17.1	22.6	65.9	<0.14	16	<1	23.2	119
TPE2833	1.50-	150128-92	27/01/2015	28/01/2015	05/02/2015	-	8.31	9.53	0.126	13.6	14.2	37.6	<0.14	11.8	<1	23.8	75
TPE2833	2.50-	150128-92	27/01/2015	28/01/2015	05/02/2015	-	9.48	13.7	0.106	17.5	19.6	53.9	<0.14	15.6	<1	27.7	99.7
TPE2834	0.50-	150128-98	26/01/2015	28/01/2015	16/03/2015	-	8.59	140	2.15	21.9	226	521	0.665	43	<1	30.7	885
TPE2834	1.50-	150128-98	26/01/2015	28/01/2015	06/02/2015	-	7.55	22.7	<0.02	15.7	82.2	629	<0.14	23.7	<1	18.1	4200
TPE2834	2.60-	150128-98	26/01/2015	28/01/2015	06/02/2015	-	5.87	7.9	0.256	12.7	13.6	12.2	<0.14	21.7	<1	14.1	86.3
TPE2835	0.50-	150128-98	26/01/2015	28/01/2015	13/03/2015	-	7.85	62.9	0.897	15.5	105	214	<0.14	26.4	<1	23.7	387
TPE2835	1.50-	150128-98	26/01/2015	28/01/2015	06/02/2015	-	5.62	12.4	<0.02	14.1	9.4	12.4	<0.14	26.3	<1	15.7	90.7
TPE2835	2.70-	150128-98	26/01/2015	28/01/2015	06/02/2015	-	6.77	10.3	0.352	13.4	15.9	18	<0.14	23.4	<1	15.8	96.9
TPE2836	0.50-	150128-98	26/01/2015	28/01/2015	06/02/2015	-	8.37	16	0.783	17.6	1580	3250	<0.14	22.6	<1	23.6	759
TPE2836	1.20-	150128-98	26/01/2015	28/01/2015	06/02/2015	-	8.09	14.6	0.04	22.9	24.2	41.7	<0.14	18.5	<1	22.6	120
TPE2839	0.50-	150214-75	11/02/2015	14/02/2015	04/03/2015	3.53	7.06	37.8	1.42	14.7	71.9	321	<0.14	25.5	<1	18.7	555
TPE2839	1.50-	150214-75	11/02/2015	14/02/2015	04/03/2015	-	7.11	12.7	0.393	19.5	21.1	26.8	<0.14	28	<1	22.3	95
TPE2840	0.50-	150214-75	11/02/2015	14/02/2015	04/03/2015	-	6.46	9.35	1.1	15	<14	16.8	<1.4	30.9	<10	18.5	125
TPE2862	0.50-	150225-89	23/02/2015	25/02/2015	14/05/2015	-	8.42	10.3	<0.02	13.4	18	26.9	<0.14	29	<1	13.9	93.4
TPE2862	1.50-	150225-89	23/02/2015	25/02/2015	17/03/2015	-	8.26	4.3	0.426	15.8	10	11.4	<0.14	36	<1	15.7	74.8
TPE2863	0.50-	150225-89	23/02/2015	25/02/2015	18/03/2015	-	8.05	17.4	0.0408	21.4	56.7	102	<0.14	30	<1	19.3	159
TPE2863	1.50-	150225-89	23/02/2015	25/02/2015	17/03/2015	-	8.44	14.1	0.726	13.2	28.2	40.1	<0.14	25.5	<1	16.3	144
TPE2867	0.50-	150221-73	18/02/2015	21/02/2015	12/05/2015	5.55	7.85	16.2	<0.02	13.4	32.3	43.8	2.49	21.9	<1	18.6	133
TPE2867	1.70-	150221-73	18/02/2015	21/02/2015	14/03/2015	-	7.55	10.9	0.893	15.4	43.9	13.4	<0.14	20.1	<1	18.2	106
TPE2867	2.50-	150221-73	18/02/2015	21/02/2015	14/03/2015	-	7.64	12.6	0.609	14.3	49.3	15.1	<0.14	16.7	<1	17.7	71
TPE2867	3.50-	150221-73	18/02/2015	21/02/2015	14/03/2015	-	6.08	9.61	0.553	18.2	23.9	19.3	<0.14	43	<1	16.6	103
TPE2867	4.50-	150221-73	18/02/2015	21/02/2015	14/03/2015	-	8.02	8.74	0.586	21	31.7	28.7	<0.14	44.3	<1	19.6	118
TPE2868	0.50-	150225-89	23/02/2015	25/02/2015	14/05/2015	-	7.1	17.7	<0.02	13.7	36.4	30.3	<0.14	33	<1	14.3	99.7
TPE2868	1.50-	150225-89	23/02/2015	25/02/2015	17/03/2015	-	6.53	12	1.06	14.7	15.6	16.4	<0.14	31.4	<1	14	114
TPE2868	2.50-	150225-89	23/02/2015	25/02/2015	17/03/2015	-	6.65	16.2	0.959	14.7	25.1	19.9	<0.14	24.5	<1	15.2	115
TPE2868	3.50-	150225-89	23/02/2015	25/02/2015	17/03/2015	-	8.15	27	0.964	15.9	93.8	143	0.299	33.2	<1	19.1	313
TPE2868	4.20-	150225-89	23/02/2015	25/02/2015	18/03/2015	-	7.91	20.4	0.771	16.9	99.3	82.2	<0.14	34.3	<1	21.7	215
TPE2869	0.50-	150221-73	18/02/2015	21/02/2015	12/05/2015	1.03	6.57	7.54	0.456	14.4	16.7	17.3	<0.14	26.6	<1	20.1	102
TPE2869	1.00-	150221-73	18/02/2015	21/02/2015	12/05/2015	-	9.96	14.7	0.817	15.6	43.9	69.5	0.356	29.8	<1	18	154
TPE2871	0.50-	150221-72	19/02/2015	21/02/2015	05/05/2015	-	8.63	21	0.684	15.3	326	46.7	<0.14	32	<1	16.1	126
TPE2871	1.50-	150221-72	19/02/2015	21/02/2015	11/03/2015	-	7.84	10.4	1.43	12.7	20.2	17.2	<0.14	27	<10	16.1	77.6
TPE2871	2.50-	150221-72	19/02/2015	21/02/2015	11/03/2015	-	7.97	32	0.768	14	107	33.3	0.41	23.8	<1	17	115
TPE2871	3.50-	150221-72	19/02/2015	21/02/2015	12/03/2015	-	9.98	15	0.485	11.9	86.7	41.3	<0.14	22.6	<1	14.2	95.1
TPE2871	4.50-	150221-72	19/02/2015	21/02/2015	12/03/2015	-	6.56	15.7	0.559	13.1	26.6	19.4	0.367	24.4	<1	13.7	75.5
TPE2872	0.50-	150221-72	19/02/2015	21/02/2015	05/05/2015	-	8.55	24.5	0.584	12.8	57.1	47.4	0.233	31	<1	15	132
TPE2872	1.50-	150221-72	19/02/2015	21/02/2015	12/03/2015	-	8.39	11	0.509	15.9	15	15.8	<0.14	36.5	<1	14	78.4
TPE2872	2.50-	150221-72	19/02/2015	21/02/2015	16/03/2015	-	7.95	12.7	0.528	13.6	26	18.8	<0.14	34.5	<1	11.9	84.7
TPE2872	3.50-	150221-72	19/02/2015	21/02/2015	16/03/2015	-	7.1	11.6	0.619	14.8	38	18	<0.14	31.2	<1	13.7	111
TPE2872	4.30-	150221-72	19/02/2015	21/02/2015	12/03/2015	-	6.11	11	0.816	13.3	19.8	15.9	<0.14	26.2	<1	13.5	98.6
TPE2877	0.50-	150214-75	11/02/2015	14/02/2015	24/04/2015	-	7.48	30.7	0.836	14.9	81.8	95.2	<0.14	26.9	<1	20.5	276
TPE2877	0.75-	150214-75	11/02/2015	14/02/2015	04/03/2015	-	6.92	54.8	2.25	10.6	183	141	<0.14	37	<1	32.2	176
TPE2877	1.00-	150214-75	11/02/2015	14/02/2015	04/03/2015	-	6.76	14.4	1.61	12.7	26.3	23.5	<0.14	29.3	<10	15.9	126
TPE2894	0.50-	150225-89	23/02/2015	25/02/2015	15/05/2015	2.26	8.41	13.9	<0.02	250	33.4	53.8	<0.14	23.4	<1	59.8	151
TPE2894	1.40-	150225-89	23/02/2015	25/02/2015	17/03/2015	-	8.33	10.3	0.684	17.1	27.8	18.9	<0.14	35.5	<1	18.2	197
TPE2898	0.50-	150225-89	23/02/2015	25/02/2015	18/03/2015	2.6	8.72	12.6	0.111	16.9	34.8	53.2	0.328	37.8	<1	20.4	135
TPE2898	1.50-	150225-89	23/02/2015	25/02/2015	18/03/2015	-	7.03	11.6	1.11	14.7	44.8	20.4	<0.14	17.7	<1	20	113

Monitor Phase 69

Excavation
No furter action

Trial Pit	Sample Depth	SDG ID.	Date Sampled	Received On	Date Complete	Soil Organic Matter (SOM)	pH	Arsenic	Cadmium	Chromium	Copper	Lead	Mercury	Nickel	Selenium	Vanadium	Zinc
					Commercial >1m												
						%	pH Units	mg/kg	mg/kg	mg/kg	mg/kg	mg/kg	mg/kg	mg/kg	mg/kg	mg/kg	mg/kg
TPE2898	2.50-	150225-89	23/02/2015	25/02/2015	18/03/2015	-	7.26	8.25	0.575	16	15	15.2	<0.14	23.2	<1	18.1	64.8
TPE2898	3.50-	150225-89	23/02/2015	25/02/2015	17/03/2015	-	7.06	8.3	0.601	14.6	13.3	12.3	<0.14	25.3	<1	15.4	76.5
TPE2899	0.50-	150221-73	18/02/2015	21/02/2015	12/05/2015	-	7.86	19.3	1.36	17.1	103	82.6	<0.14	38	<10	25.3	165
TPE2899	1.50-	150221-73	18/02/2015	21/02/2015	16/03/2015	-	8.06	24	0.827	14.8	138	78.8	<0.14	28.6	<1	18.1	182
TPE2899	2.50-	150221-73	18/02/2015	21/02/2015	13/03/2015	-	7.33	13.9	0.545	13.4	22.2	24.2	<0.14	29.2	<1	14.1	89.7
TPE2899	3.50-	150221-73	18/02/2015	21/02/2015	16/03/2015	-	7.97	15.6	<0.02	15.3	38.5	51	<0.14	31.8	<1	18.3	109
TPE2899	4.50-	150221-73	18/02/2015	21/02/2015	14/03/2015	2.41	5.95	10.3	0.591	13.2	10.5	16.4	<0.14	34.7	<1	12.1	63.3
TPE2900	0.50-	150221-73	18/02/2015	21/02/2015	13/05/2015	-	5.51	41.3	0.611	13.3	53.3	41	<0.14	23.3	<1	14.7	78.9
TPE2900	1.40-	150221-73	18/02/2015	21/02/2015	14/03/2015	-	6.07	24.9	0.914	22	65.4	72.8	0.233	36.6	<1	20.8	115
TPE2901	0.50-	150221-72	19/02/2015	21/02/2015	05/05/2015	-	8.47	23.4	0.782	12.6	61.2	73.4	1.88	25.3	<1	14.9	212
TPE2901	1.50-	150221-72	19/02/2015	21/02/2015	11/03/2015	-	11	10.6	0.358	9.83	13.8	17.3	<0.14	17.7	<1	12	57.4
TPE2901	2.70-	150221-72	19/02/2015	21/02/2015	12/03/2015	-	7.87	13.8	0.768	13.6	42.4	28	<0.14	24.8	<1	14.4	114
TPE2902	0.50-	150221-72	19/02/2015	21/02/2015	06/05/2015	-	9.46	22.1	0.663	14.3	113	64.7	3.09	33.1	<1	16.6	163
TPE2902	1.50-	150221-72	19/02/2015	21/02/2015	12/03/2015	-	8.33	16.2	0.721	15.4	116	50.8	1.84	31	<1	16	142
TPE2902	2.50-	150221-72	19/02/2015	21/02/2015	12/03/2015	-	8.78	25.6	0.66	14.3	231	53.3	1.41	31.9	<1	17.2	140
TPE2902	3.50-	150221-72	19/02/2015	21/02/2015	12/03/2015	-	8.13	9.35	0.428	10.8	34.7	26.3	<0.14	20.9	<1	11.2	62.1
TPE2903	0.50-	150221-72	19/02/2015	21/02/2015	05/05/2015	1.9	8.78	17.8	0.607	13.5	44	67	0.547	28.2	<1	14.9	212
TPE2903	1.50-	150221-72	19/02/2015	21/02/2015	16/03/2015	-	8.63	21.5	0.854	14.8	65.6	43.3	0.491	36.6	<1	14.5	139
TPE2903	2.50-	150221-72	19/02/2015	21/02/2015	16/03/2015	-	8.49	27	0.773	16.3	141	64.4	0.339	44.6	<1	18.6	166
TPE2903	3.50-	150221-72	19/02/2015	21/02/2015	16/03/2015	-	8.79	22.2	0.613	14.4	106	50.1	0.362	37.3	<1	15.1	141
TPE2903	4.50-	150221-72	19/02/2015	21/02/2015	16/03/2015	-	11.8	13.1	0.324	11.4	35.5	22.6	0.181	23	<1	13.2	84.5
TPE2920	0.50-	150108-60	05/01/2015	08/01/2015	14/01/2015	-	8.02	52.2	3.4	21.6	147	471	0.27	32.3	1.04	25.6	1040
TPE2920	1.50-	150108-60	05/01/2015	08/01/2015	14/01/2015	-	7.62	11	<0.02	18.4	14.5	21.5	<0.14	36.4	<1	17.9	90.3
TPE2943	0.50-	150221-73	18/02/2015	21/02/2015	12/05/2015	-	10.9	21.2	0.933	29.5	86.4	201	0.725	30	<1	36.3	370
TPE2943	1.50-	150221-73	18/02/2015	21/02/2015	12/03/2015	-	7.85	14.6	0.943	14.3	25.1	25.8	<0.14	22.8	<1	17.9	140
TPE2944	0.50-	150225-89	23/02/2015	25/02/2015	18/03/2015	-	8	26	0.391	15	123	159	<0.14	32.9	<1	17.9	462
TPE2944	1.50-	150225-89	23/02/2015	25/02/2015	18/03/2015	-	7.12	14.9	1.5	16.4	23.4	16.2	<0.14	20.8	<1	19.3	120
TPE2944	2.50-	150225-89	23/02/2015	25/02/2015	17/03/2015	-	6.95	12.6	0.4	12.4	9.32	13.1	<0.14	28.3	<1	11.3	56.6
TPE2944	3.50-	150225-89	23/02/2015	25/02/2015	17/03/2015	-	6.69	12.8	0.37	13.5	11.2	11.5	<0.14	33	<1	12.4	63.5
TPE2944	4.70-	150225-89	23/02/2015	25/02/2015	18/03/2015	-	7.25	7.23	0.616	14.9	9.47	12.8	<0.14	31	<1	15.6	62.9
TPE2945	0.50-	150221-72	19/02/2015	21/02/2015	06/05/2015	-	8.21	14.3	0.89	15.7	37	63.1	<1.4	38.5	<10	15	165
TPE2945	1.50-	150221-72	19/02/2015	21/02/2015	12/03/2015	-	6.68	7.85	1.1	15.5	13.8	11.9	<0.14	27.7	<1	15.5	161
TPE2945	2.50-	150221-72	19/02/2015	21/02/2015	12/03/2015	-	6.83	6.9	0.269	12.4	4.73	6.71	<0.14	27.4	<1	11.3	45.7
TPE2945	3.50-	150221-72	19/02/2015	21/02/2015	11/03/2015	-	6.45	7.59	0.313	14.9	14.2	15.3	<0.14	35.8	<1	12.5	66
TPE2945	4.50-	150221-72	19/02/2015	21/02/2015	12/03/2015	-	6.08	7.54	0.494	19.3	25.5	22.3	<0.14	43.3	<1	20.1	136
TPE2946	0.50-	150221-72	19/02/2015	21/02/2015	05/05/2015	-	8.57	15.7	0.716	12.5	41.4	38.6	<0.14	24.5	<1	13.8	125
TPE2946	1.50-	150221-72	19/02/2015	21/02/2015	11/03/2015	-	8.21	14	0.393	8.38	24.4	21.9	<0.14	15	<1	9.34	62.6
TPE2946	2.50-	150221-72	19/02/2015	21/02/2015	16/03/2015	-	9.09	13.2	0.444	10.2	14.9	21.8	<0.14	20.5	<1	10.7	59.6
TPE2946	3.50-	150221-72	19/02/2015	21/02/2015	11/03/2015	-	8.36	11.2	0.527	13.4	21.6	21.6	<0.14	28.4	<1	13.4	90.2
TPE2947	0.50-	150221-72	19/02/2015	21/02/2015	11/03/2015	4.24	8.12	25.1	0.775	12.9	51.2	49.3	0.278	23.2	<1	18.3	146
TPE2947	1.50-	150221-72	19/02/2015	21/02/2015	12/03/2015	-	7.43	16	0.817	13.6	68	18.6	<0.14	18.3	<1	17.4	81.9
TPE2947	2.50-	150221-72	19/02/2015	21/02/2015	12/03/2015	-	6.77	9	0.745	13.4	13.5	13.3	<0.14	24.1	<1	13.3	68.3
TPE2947	3.50-	150221-72	19/02/2015	21/02/2015	11/03/2015	-	6.86	9.04	0.486	11.3	15.1	9.99	<0.14	21.7	<1	11.7	58
TPE2949	0.50-	150221-72	19/02/2015	21/02/2015	06/05/2015	-	7.87	11	0.523	14.2	28.7	39.5	0.219	31.4	<1	14	107
TPE2949	1.50-	150221-72	19/02/2015	21/02/2015	12/03/2015	-	6.52	23	1.2	14.5	62.7	20.1	<0.14	18.7	<1	18.4	100
TPE2949	2.50-	150221-72	19/02/2015	21/02/2015	12/03/2015	-	7.14	20.2	1.94	17.8	30.3	16.2	<0.14	24.7	<1	21.8	187
TPE2949	3.50-	150221-72	19/02/2015	21/02/2015	12/03/2015	-	7.31	18.2	0.865	16.4	31.2	27.8	<0.14	26.6	<1	19	88.7
TPE2949	4.50-	150221-72	19/02/2015	21/02/2015	12/03/2015	-	6.92	11.8	0.793	12.6	17.2	14.2	<0.14	23	<1	13.8	67.9
TPE2950	0.50-	150221-72	19/02/2015	21/02/2015	12/03/2015	-	11.8	14.5	0.418	12.2	30.2	64.3	0.188	21.4	<1	14.7	249
TPE2950	1.50-	150221-72	19/02/2015	21/02/2015	12/03/2015	-	7.95	19.1	0.749	16.8	39.5	54.2	<0.14	38.5	<1	16	207
TPE2950	2.50-	150221-72	19/02/2015	21/02/2015	12/03/2015	-	6.81	12.7	0.633	11.8	22.5	15.1	<0.14	23.6	<1	12.5	79.2
TPE2950	3.50-	150221-72	19/02/2015	21/02/2015	12/03/2015	-	5.37	71.2	1.66	20.4	94.4	66	<1.4	52.6	<10	45.4	157
TPE2950	4.50-	150221-72	19/02/2015	21/02/2015	12/03/2015	-	6.72	13.5	0.85	15.9	20.2	15	<0.14	26.4	<1	16.3	119
TPE2951	0.50-	150221-72	19/02/2015	21/02/2015	06/05/2015	-	9.78	22	0.528	15.6	37	230	<0.14	35.6	<1	18.7	187
TPE2951	1.50-	150221-72	19/02/2015	21/02/2015	12/03/2015	-	8.18	13	0.78	15.5	21.7	22.6	<0.14	41.6	<1	13.8	87.1
TPE2951	2.50-	150221-72	19/02/2015	21/02/2015	12/03/2015	-	7.14	12.4	0.653	14.5	25.1	22.2	<0.14	33.3	<1	13.8	78.9
TPE2952	0.50-	150221-72	19/02/2015	21/02/2015	12/03/2015	-	7.51	7.19	0.498	15.3	13.3	20.8	<0.14	42.7	<1	12.3	83.5
TPE2952	0.50-	150223-9	20/02/2015	23/02/2015	13/05/2015	-	7.3	24.6	0.97	15.6	39.7	36.3	<0.14	36.8	<1	16.3	109
TPE2952	1.50-	150221-72	19/02/2015	21/02/2015	12/03/2015	1.93	7.4	9.33	0.54	16	13.8	17.1	<0.14	39.6	<1	14.8	79.1
TPE2952	1.50-	150223-9	20/02/2015	23/02/2015	16/03/2015	-	8.3	10.3	0.523	16.2	16	18.1	<0.14	39.4	<1	15	84.6
TPE2952	2.50-	150221-72	19/02/2015	21/02/2015	12/03/2015	-	7.15	9.91	0.581	16.4	13.8	20.8	<0.14	42.1	<1	14.4	90.5
TPE2952	2.50-	150223-9	20/02/2015	23/02/2015	17/03/2015	-	7.69	15.2	1.01	22.3	38	62	0.192	34.1	<1	22.3	181
TPE2952	3.50-	150221-72	19/02/2015	21/02/2015	13/03/2015	39.7	6.1	30.9	0.916	13.3	59.2	41.9	0.358	26.3	<1	18.3	85.5
TPE2952	3.50-	150223-9	20/02/2015	23/02/2015	16/03/2015	-	7.02	12.9	0.973	16.1	20.1	23	<0.14	45.2	<1	15	94
TPE2952	4.50-	150221-72	19/02/2015	21/02/2015	13/03/2015	-	6.04	27.5	0.854	16.2	78.2	29.5	<0.14	28.5	<1	18.4	96.3
TPE2952	4.50-	150223-9	20/02/2015	23/02/2015	17/03/2015	9.52	5.3	33.3	2.93	14.6	69.8	29.6	<0.14	25.4	<1	19.9	205
TPE2953	0.50-	150221-72	19/02/2015	21/02/2015	05/05/2015	1.66	8.05	9.11	0.528	14.5	16.6	18.6	<0.14	36.7	<1	13.3	103
TPE2953	1.50-	150221-72	19/02/2015	21/02/2015	11/03/2015	-	6.61	<6	1.44	12.4	<14	18.2	<0.14	27	<10	19.1	59.1
TPE2953	2.50-	150221-72	19/02/2015	21/02/2015	12/03/2015	-	8.05	11.9	0.805	15.2	25.8	37.3	<0.14	37	<1	14.2	133
TPE2953	3.50-	150221-72	19/02/2015	21/02/2015	11/03/2015	-	6.44	9.03	0.449	11.9	9.35	10.6	<0.14	23.1	<1	12	53.3
TPE2953	4.30-	150221-72	19/02/2015	21/02/2015	11/03/2015	-	6.11	8.95	0.458	11.4	15.1	14.5	<0.14	23	<1	12.8	68.5
TPE2953A	0.50-	150221-72	19/02/2015	21/02/2015	06/05/2015	-	8.66	19.3	0.719	18.4	52.5	79.6	<0.14	35.5	<1	19.1	257
TPE2953A	1.50-	150221-72	19/02/2015	21/02/2015	13/03/2015	-	8.01	25.9	1.03	16.3	60.2	108	0.685	34.6	<1	17.8	326
TPE2953A	2.50-	150221-72	19/02/2015	21/02/2015	13/03/2015	-	6.85	18.9	0.616	15.2	41.1	44.1	<0.14	31.7	<1	15.5	194
TPE2953A	3.50-	150221-72	19/02/2015	21/02/2015	25/02/2015	-	-	-	-	-	-	-	-	-	-	-	-
TPE2953A	4.30-	150221-72	19/02/2015	21/02/2015	13/03/2015	-	7.24	12.9	1.21	12.9	24.4	17.8	<0.14	28.5	<1	13.2	106
TPE2960	0.50-	150108-60	05/01/2015	08/01/2015	11/02/2015	-	8.68	45.4	0.729	11.4	141	228	0.299	16.7	<1	13.8	470
TPE2960	1.50-	150108-60	05/01/2015	08/01/2015	14/01/2015	-	8.08	34.2	0.797	14.6	67.8	48.1	<0.14	21.2	<1	18.2	143
TPE2977	0.50-	150225-89	23/02/2015	25/02/2015	15/05/2015	-	8.58	20.6	0.0855	18.6	52.3	87.4	0.743	37.3	<1	18.5	209
TPE2980	0.50-	150225-89	23/02/2015	25/02/2015	14/05/2015	-	8.48	27.2	0.202	87.6	80.1	222	0.356	31.2	<1	31.8	443
TPE2980	1.20-	150225-89	23/02/2015	25/02/2015	17/03/2015	-	8.05	13.4	1.5	17	28.4	52.1	<1.4	32.7	<10	34.3	138
TPE2982	0.50-	150223-9	20/02/2015	23/02/2015	17/03/2015	2.88	8.37	22.5	0.337	12.6	50.1	54	0.253	25	<1	15.1	142
TPE2982	1.00-	150223-9	20/02/2015	23/02/2015	17/03/2015	-	8.15	11.7	<0.02	11.6	9.16	12.7	<0.14	31.7	<1	10.1	68.6
TPE2982	2.00-	150223-9	20/02/2015	23/02/2015	17/03/2015	-	6.69	5.24	0.339	20.2	26.7	16.5	<0.14	47.7	<1	18.2	93.9
TPE2982	3.00-	150223-9	20/02/2015	23/02/2015	17/03/2015	-	6.04	20.2	0.358	15.6	11.5	17	<0.14	43.8	<1	15.3	79.1
TPE2983	0.50-	150221-72	19/02/2015	21/02/2015	12/03/2015	-	8.21	19.8	0.669	14.6	45.3	50.9	<0.14	27.4	<1	16.2	153
TPE2983	1.50-	150221-72	19/02/2015	21/02/2015	16/03/2015	-	8.45	17.9	0.56	12	36.4	35.4	<0.14	22.9	<1	12.9	103
TPE2983	2.50-	150221-72	19/02/2015	21/02/2015	12/03/2015	-	7.33	6.64	0.537	15.5	15.9	23	<0.14	33.4	<1	13.6	66
TPE2983	3.50-	150221-72	19/02/2015	21/02/2015	12/03/2015	-	7.05	7.44	0.506	13.9	10.9	13.5	<0.14	31.6	<1	12.4	55.1
TPE2983	4.50-	150221-72	19/02/2015	21/02/2015	12/03/2015	-	6.71	11.8	0.626	12.1	7.9	16.3	<0.14	34.7	<1	10.9	55.3
TPE2984	0.50-	150221-72	19/02/2015	21/02/2015	06/05/2015	-	8.35	22.6	0.678	17.9	79.6	119	<0.14	30.6	<1	15.3	258
TPE2984	1.50-	150221-72	19/02/2015	21/02/2015	16/03/2015	-	8.48	35.6	0.883	12.8	71	160	0.592	23.2	<1	12.2	331
TPE2984	2.50-	150221-72	19/02/2015	21/02/2015	12/03/2015	-	7.24	9.65	0.4	13.9	12	13.3	<0.14	26.6	<1	14.8	61.6
TPE2984	3.70-	150221-72	19/02/2015	21/02/2015	12/03/2015	-	6.62	9.58	0.79	15.7	<14	20.5	<1.4	27.8	<10	20.5	76.6
TPE2986	0.50-	150223-9	20/02/2015	23/02/2015	18/03/2015	-	8.22	25.2	0.379	12	58.7	44.2	0.168	23.9	<1	19.2	143
TPE2986	1.50-	150223-9	20/02/2015	23/02/2015	17/03/2015	-	7.75	22.6	1.2	12.8	56.3	39.6	<0.14	23.8	<1	19.5	153
TPE2986	2.50-	150223-9	20/02/2015	23/02/2015	17/03/2015	-	7.06	10.9	0.889	13.7	19.3	14.9	<0.14	23.9	<1	14.5	86.3
TPE2986	3.50-	150223-9	20/02/2015	23/02/2015	17/03/2015	-	6.99	14.7	0.811	13.6	18	16.4	<0.14	25.5	<1	13.6	76.5
TPE2986	4.50-	150223-9	20/02/2015	23/02/2015	17/03/2015	-	6.78	11.6	1.03	12.9	18.8	14.3	<0.14	25.3	<1	14.3	79
TPE2987	0.50-	150221-72	19/02/2015	21/02/2015	05/05/2015	1.71	7.81	18	0.802	11.8	82.3	56.3	0.291	21.2	<1	16.7	188
TPE2987	1.50-	150221-72	19/02/2015	21/02/2015	16/03/2015	-	6.87	25.2	1.67	13.8	31.1	71.2	<0.14	24.8	1.11	17.9	234
TPE2987	2.50-	150221-72	19/02/2015	21/02/2015	11/03/2015	-	7.3	11.4	0.884	14	21.6	43.1	<0.14	27	<1	14.6	132
TPE2987	3.50-	150221-72	19/02/2015	21/02/2015	12/03/2015	-	6.77	15.7	0.441	16.1	14	13.2	<0.14	29.1	<1	16.1	98
TPE2987	4.00-	150221-72	19/02/2015	21/02/2015	11/03/2015	-	7.95	12.4	0.545	14.6	24.6	30.6	<0.14	26.4	<1	16.6	123
TPE2988	0.50-	150221-72	19/02/2015	21/02/2015	05/05/2015	-	7.98	48.5	0.892	15.6	194	935	<0.14	29.1	<1	17	855

Monitor Phase 69

Excavation
No furter action

Trial Pit	Sample Depth	SDG ID.	Date Sampled	Received On	Date Complete	Soil Organic Matter (SOM)	pH	Arsenic	Cadmium	Chromium	Copper	Lead	Mercury	Nickel	Selenium	Vanadium	Zinc
					Commercial >1m												
						%	pH Units	mg/kg	mg/kg	mg/kg	mg/kg	mg/kg	mg/kg	mg/kg	mg/kg	mg/kg	mg/kg
TPE2988	1.50-	150221-72	19/02/2015	21/02/2015	11/03/2015	2.28	6.74	14.5	0.789	17	18.7	19.7	<0.14	38.3	<1	15.9	84.2
TPE2988	2.50-	150221-72	19/02/2015	21/02/2015	12/03/2015	-	6.37	24.8	1.12	14.3	64	66.3	<0.14	21.9	<1	18.6	180
TPE2988	3.50-	150221-72	19/02/2015	21/02/2015	12/03/2015	-	6.15	9.12	0.708	13	17.1	12.4	<0.14	23.3	<1	13.1	64.8
TPE2988	4.30-	150221-72	19/02/2015	21/02/2015	11/03/2015	-	6.41	12.5	0.672	12.8	16.5	14.4	<0.14	24.4	<1	12.8	68.3
TPE2990	0.50-	150221-72	19/02/2015	21/02/2015	06/05/2015	-	8.76	31.9	0.941	17.4	85.8	186	0.168	31.2	<1	16.2	547
TPE2990	1.50-	150221-72	19/02/2015	21/02/2015	11/03/2015	-	8.32	23.3	0.867	17.6	55.3	134	0.154	38.1	<1	16.1	353
TPE2990	2.50-	150221-72	19/02/2015	21/02/2015	13/03/2015	-	8.46	23.3	0.989	17.3	78.7	165	0.164	31.4	<1	18.4	404
TPE2990	3.50-	150221-72	19/02/2015	21/02/2015	12/03/2015	-	8.27	28.3	1.03	16.1	106	192	<0.14	27.1	<1	15.1	446
TPE3021	0.50-	150225-89	23/02/2015	25/02/2015	18/03/2015	-	8.01	21.5	0.0772	30.7	50.4	87.2	0.315	25.8	<1	20.8	253
TPE3022	0.50-	150225-89	23/02/2015	25/02/2015	14/05/2015	1.72	9.66	17.2	0.0351	15.4	40.5	63.6	0.24	27.1	<1	21.1	135
TPE3022	1.50-	150225-89	23/02/2015	25/02/2015	17/03/2015	-	8.1	6.85	0.567	13.3	13.8	13	<0.14	27	<1	13	64.4
TPE3022	2.50-	150225-89	23/02/2015	25/02/2015	17/03/2015	-	5.66	7.49	0.392	14.7	9.17	11.5	<0.14	29.9	<1	13	69.2
TPE3023	0.50-	150221-73	18/02/2015	21/02/2015	12/05/2015	1.27	8.74	31.6	0.794	10.2	427	46.9	<0.14	23.1	<1	13.5	578
TPE3023	1.50-	150221-73	18/02/2015	21/02/2015	13/03/2015	-	7.09	14.5	0.421	11	17.5	17.3	<0.14	24	<1	12.9	73.7
TPE3023	2.50-	150221-73	18/02/2015	21/02/2015	12/03/2015	-	7.24	18.3	0.547	14.7	15.4	13.8	<0.14	32	<1	16.5	76.5
TPE3023	3.60-	150221-73	18/02/2015	21/02/2015	12/03/2015	-	6.72	8.34	0.495	14.8	17.2	14.2	<0.14	33.5	<1	14.8	73.5
TPE3024	0.50-	150221-73	18/02/2015	21/02/2015	13/03/2015	0.855	8.05	9.54	0.467	12.1	16.4	19.5	0.422	28	<1	12.5	78
TPE3024	1.50-	150221-73	18/02/2015	21/02/2015	12/03/2015	-	8.17	8.17	0.437	12.5	11.7	12.1	<0.14	26.5	<1	12.9	62.6
TPE3024	2.50-	150221-73	18/02/2015	21/02/2015	12/03/2015	-	7.53	9.34	0.43	15.9	17.8	25.2	<0.14	33.2	<1	16.1	88.8
TPE3024	3.50-	150221-73	18/02/2015	21/02/2015	13/03/2015	-	8.18	10.1	0.493	14.5	24.8	74.4	<0.14	27.3	<1	14.7	143
TPE3024	4.50-	150221-73	18/02/2015	21/02/2015	12/03/2015	-	8.61	13.5	0.857	19.3	32.6	114	<0.14	36.8	<1	16.7	333
TPE3026	0.50-	150223-9	20/02/2015	23/02/2015	18/03/2015	1.58	8.38	15.3	0.692	15.7	31.5	37.2	<0.14	37.2	<1	15.7	123
TPE3026	1.50-	150223-9	20/02/2015	23/02/2015	16/03/2015	-	5.56	15	0.712	13.3	14	10.7	<0.14	36.3	<1	12.9	90.2
TPE3026	2.50-	150223-9	20/02/2015	23/02/2015	16/03/2015	-	6.5	10.9	0.8	15.4	26.8	29.9	<1.4	37.2	<10	15.1	97.7
TPE3026	3.50-	150223-9	20/02/2015	23/02/2015	16/03/2015	-	6.64	9.3	0.371	15.8	15.9	9.94	<0.14	42	<1	13.7	94.3
TPE3026	4.50-	150223-9	20/02/2015	23/02/2015	17/03/2015	-	6.6	60.3	0.595	15.2	41.6	131	0.477	40.9	1	17.8	103
TPE3027	0.50-	150225-89	23/02/2015	25/02/2015	14/05/2015	2.83	9.16	21.4	0.112	12.5	48.4	33.5	<0.14	19.1	<1	14.3	111
TPE3027	1.60-	150225-89	23/02/2015	25/02/2015	18/03/2015	-	11.8	9.8	0.504	9.62	17.7	13.4	<0.14	12.1	<1	10.3	52.3
TPE3027	2.40-	150225-89	23/02/2015	25/02/2015	17/03/2015	-	9.09	10.6	0.443	11.3	14.1	17.5	<0.14	27.4	<1	10.6	73.2
TPE3029	0.50-	150225-89	23/02/2015	25/02/2015	18/03/2015	1.08	8.05	11.4	<0.02	10.7	32.7	20.6	<0.14	23.3	<1	12.3	80.7
TPE3029	1.50-	150225-89	23/02/2015	25/02/2015	18/03/2015	-	7.86	11.2	0.628	13.7	19.4	17.8	<0.14	28.3	<1	13.6	77.8
TPE3029	2.50-	150225-89	23/02/2015	25/02/2015	17/03/2015	-	7.43	12.1	0.568	11.9	13.3	13.9	<0.14	23.9	<1	13.4	65.8
TPE3029	3.30-	150225-89	23/02/2015	25/02/2015	17/03/2015	-	8.09	29.6	1.04	13.5	83.8	119	0.963	28.2	<1	19	127
TPE3030	0.50-	150223-9	20/02/2015	23/02/2015	13/05/2015	-	8.01	28.3	0.374	16.3	73.9	99.1	0.497	28.9	<1	19.4	293
TPE3030	1.60-	150223-9	20/02/2015	23/02/2015	17/03/2015	-	7.23	13.7	1.12	12.5	23.4	19.4	<0.14	27	<1	15.4	83.5
TPE3030	2.40-	150223-9	20/02/2015	23/02/2015	17/03/2015	-	6.18	6.97	0.575	10.1	9.71	10.3	<0.14	20.6	<1	10.1	52.7
TPE3030	3.70-	150223-9	20/02/2015	23/02/2015	17/03/2015	1.23	6.71	7.48	0.738	12.6	10.7	12.7	<0.14	31.7	<1	12.4	64.2
TPE3032	0.50-	150223-9	20/02/2015	23/02/2015	17/03/2015	1.65	8.04	15.6	0.82	13.2	31.5	46.5	<0.14	28.1	<1	14.9	177
TPE3032	1.50-	150223-9	20/02/2015	23/02/2015	17/03/2015	-	6.29	8.16	0.68	12.5	12.9	11.3	<0.14	23.8	<1	11.9	73.5
TPE3032	2.50-	150223-9	20/02/2015	23/02/2015	17/03/2015	-	6.49	7.93	0.62	11.8	11.4	10.7	<0.14	22.2	<1	11.4	59.1
TPE3032	3.40-	150223-9	20/02/2015	23/02/2015	17/03/2015	-	6.15	9.46	0.556	12.2	12.6	20.8	<0.14	31	<1	12.3	75.1
TPE3033	0.50-	150225-89	23/02/2015	25/02/2015	18/03/2015	2.43	8.06	15	0.122	15	36	66.5	<0.14	32	<1	14	197
TPE3033	1.50-	150225-89	23/02/2015	25/02/2015	17/03/2015	-	6.67	28.6	0.694	15	73.6	32.1	<0.14	23.8	<1	16.6	89.9
TPE3033	2.70-	150225-89	23/02/2015	25/02/2015	18/03/2015	-	7.27	8.08	0.566	10.9	9.71	11	<0.14	21.1	<1	11	63.7
TPE3034	0.50-	150221-72	19/02/2015	21/02/2015	28/04/2015	-	8.69	20.4	0.872	21.1	50.7	166	0.152	30.3	<1	15.2	493
TPE3034	1.50-	150221-72	19/02/2015	21/02/2015	13/03/2015	-	8.33	10.9	0.733	16	23.5	37	<0.14	32.1	<1	16.9	124
TPE3034	2.50-	150221-72	19/02/2015	21/02/2015	12/03/2015	-	6.67	12.5	0.549	15.8	18.6	33.3	<0.14	44.4	<1	16.7	133
TPE3035	0.50-	150129-105	28/01/2015	29/01/2015	09/02/2015	-	8.01	17.7	0.521	13.9	43.4	54.4	0.174	29.3	<1	15	134
TPE3035	1.30-	150129-105	28/01/2015	29/01/2015	07/02/2015	-	6.97	22.1	0.626	14.4	68.1	124	0.307	27.9	<1	22.5	137
TPE3036	0.50-	150129-105	28/01/2015	29/01/2015	17/03/2015	-	8.04	14	0.321	13.9	30.2	38	<0.14	29.9	<1	15.5	151
TPE3036	1.80-	150129-105	28/01/2015	29/01/2015	07/02/2015	-	7.15	44.2	2.28	12.3	293	242	5.48	66.1	<1	26.7	493
TPE3037	0.50-	150129-105	28/01/2015	29/01/2015	09/02/2015	-	8.46	94.3	1.28	14.8	230	1340	<0.14	37	<1	18.1	2090
TPE3037	1.50-	150129-105	28/01/2015	29/01/2015	09/02/2015	-	8.12	37.4	0.677	14.9	145	281	<0.14	29.2	<1	18.1	517
TPE3049	0.50-	150108-60	05/01/2015	08/01/2015	16/01/2015	3.43	7.93	23.3	0.963	15.6	50.5	106	0.648	27.8	1.05	18.3	424
TPE3049	1.50-	150108-60	05/01/2015	08/01/2015	14/01/2015	-	7.87	13.1	0.116	14.6	18.1	23.2	<0.14	37.7	<1	13.8	95
TPE3060	0.50-	150221-73	18/02/2015	21/02/2015	13/03/2015	2.1	6.82	10.6	0.568	11.6	19.4	38.9	<0.14	25.4	<1	12.6	145
TPE3060	1.50-	150221-73	18/02/2015	21/02/2015	13/03/2015	-	7.34	9.63	0.474	12.4	13.7	17	<0.14	26.8	<1	13.5	84.8
TPE3060	2.50-	150221-73	18/02/2015	21/02/2015	12/03/2015	-	7.45	9.74	0.584	13.4	15	13.4	<0.14	32.7	<1	16.3	74.9
TPE3060	3.50-	150221-73	18/02/2015	21/02/2015	12/03/2015	-	7.46	10.4	0.51	20.4	30.7	28.8	<0.14	44.6	<1	18.6	130
TPE3060	4.50-	150221-73	18/02/2015	21/02/2015	13/03/2015	-	7.77	11.3	0.395	23.4	34.8	21.1	<0.14	52.4	<1	20.7	117
TPE3063	0.50-	150221-72	19/02/2015	21/02/2015	12/03/2015	-	6.4	12.4	0.555	13.4	23.9	29.4	<0.14	25.2	<1	13.4	104
TPE3063	1.50-	150221-72	19/02/2015	21/02/2015	12/03/2015	-	7	8.86	0.468	12.5	8.57	10.8	<0.14	30.5	<1	11.9	72.6
TPE3063	2.50-	150221-72	19/02/2015	21/02/2015	12/03/2015	-	5.37	8.97	0.35	13	7.83	15.1	<0.14	32.4	<1	11.8	65
TPE3063	3.50-	150221-72	19/02/2015	21/02/2015	12/03/2015	1.08	6.49	11	0.432	13.3	8.48	16.2	<0.14	34.7	<1	12.5	73.6
TPE3063	4.50-	150221-72	19/02/2015	21/02/2015	12/03/2015	-	7.91	13.6	0.784	17.5	26.6	29.2	<0.14	44.7	<1	16.3	111
TPE3065	0.50-	150225-89	23/02/2015	25/02/2015	18/03/2015	-	7.6	9.94	<0.02	10.9	13.4	12.5	<0.14	22.3	<1	10.5	79.2
TPE3065	1.30-	150225-89	23/02/2015	25/02/2015	18/03/2015	-	7.34	8.95	0.691	11.6	12	12	<0.14	23.9	<1	12.7	68.8
TPE3066	0.50-	150223-9	20/02/2015	23/02/2015	17/03/2015	-	5.84	7.48	0.942	8.93	10.7	12.3	<0.14	19.1	<1	9.91	97.5
TPE3066	1.50-	150223-9	20/02/2015	23/02/2015	17/03/2015	-	6.55	6.73	0.464	10.1	8.66	9.09	<0.14	20.6	<1	9.91	48.9
TPE3066	2.50-	150223-9	20/02/2015	23/02/2015	16/03/2015	0.628	6.86	7.73	0.388	12.3	6.73	7.7	<0.14	29.5	<1	12.1	48.7
TPE3066	3.50-	150223-9	20/02/2015	23/02/2015	17/03/2015	-	7.72	8.46	0.346	15	4.09	8.19	<0.14	37.6	<1	13.9	39.2
TPE3067	0.50-	150223-9	20/02/2015	23/02/2015	08/05/2015	0.917	8.47	14.4	0.466	7.41	47.7	41.1	<0.14	14	<1	25.1	133
TPE3067	1.50-	150223-9	20/02/2015	23/02/2015	17/03/2015	-	8.29	12.2	0.344	6.23	32.5	16.9	<0.14	10.7	<1	15.7	63.7
TPE3067	2.50-	150223-9	20/02/2015	23/02/2015	17/03/2015	-	8.12	11.5	0.458	6.47	20.8	18.1	<0.14	13	<1	12.8	60.5
TPE3067	3.50-	150223-9	20/02/2015	23/02/2015	17/03/2015	-	8.2	12.7	0.541	7.4	20.4	28	<0.14	13.8	<1	22.5	114
TPE3067	4.50-	150223-9	20/02/2015	23/02/2015	16/03/2015	-	8.35	12.8	0.685	9.54	29.1	25.9	<0.14	20.9	<1	18.3	123
TPE3068	0.50-	150223-9	20/02/2015	23/02/2015	17/03/2015	-	8.66	20.4	0.878	8.76	61.9	63.8	<0.14	16.4	<1	20.8	554
TPE3068	1.40-	150223-9	20/02/2015	23/02/2015	16/03/2015	0.812	8.53	19.5	0.64	7.72	32.4	46	<0.14	12.7	<1	13.8	735
TPE3069	0.50-	150223-9	20/02/2015	23/02/2015	17/03/2015	-	8.04	11.2	<0.02	10.8	22.3	43.5	<0.14	25.9	<1	12.7	118
TPE3069	1.70-	150223-9	20/02/2015	23/02/2015	17/03/2015	-	8.59	31.1	1.32	20.6	67	87.8	0.412	96.5	<1	21.5	496
TPE3070	0.50-	150129-105	28/01/2015	29/01/2015	09/02/2015	3.69	9.66	30.5	0.781	17.8	101	260	0.529	29.6	<1	21	659
TPE3071	0.50-	150129-105	28/01/2015	29/01/2015	17/03/2015	-	11.1	17.3	0.458	21.6	58.2	150	<0.14	26.9	<1	15.7	502
TPE3071	1.30-	150129-105	28/01/2015	29/01/2015	09/02/2015	-	10.5	24.7	0.429	37	62.6	158	0.231	34.7	<1	16.6	430
TPE3072	0.50-	150129-105	28/01/2015	29/01/2015	13/03/2015	-	9.97	29.4	0.462	14.3	69.2	207	<0.14	24	<1	17.5	466
TPE3072	1.20-	150129-105	28/01/2015	29/01/2015	09/02/2015	-	9.35	36.7	1.46	15.1	131	325	<0.14	28.3	<1	17.7	805
TPE3076	0.00-1.00	150122-83	19/01/2015	22/01/2015	30/01/2015	-	7.64	170	2.47	14	474	2250	<0.14	32.1	<1	19.3	3760
TPE3077	0.00-0.50	150122-83	19/01/2015	22/01/2015	09/03/2015	-	8.17	167	1.58	19.5	2350	1470	0.188	43.5	<1	26.1	3120
TPE3078	0.00-0.50	150122-83	19/01/2015	22/01/2015	09/03/2015	-	8.24	214	4.06	19.1	1700	4190	0.402	39.1	<1	22.1	7390
TPE3078	0.00-1.50	150122-83	19/01/2015	22/01/2015	06/03/2015	-	7.95	98.9	1.78	13.6	346	2360	0.368	29.4	<1	19.1	2050
TPE3078	0.00-2.50	150122-83	19/01/2015	22/01/2015	29/01/2015	-	7.73	111	1	16.1	406	1000	<0.14	29.8	<1	21	1960
TPE3079	0.00-0.50	150122-83	19/01/2015	22/01/2015	30/01/2015	-	7.61	11.1	0.0223	15.7	21.9	30.9	<0.14	29.1	<1	16.5	156
TPE3079	0.00-1.50	150122-83	19/01/2015	22/01/2015	29/01/2015	-	6.85	11.6	<0.02	12.8	13.9	13.3	<0.14	22.2	<1	14	64.3
TPE3087	0.50-	150116-6	12/01/2015	16/01/2015	23/01/2015	-	9.36	10.6	<0.02	16.6	17.3	22.4	0.772	17.4	<1	22.1	62
TPE3089	0.50-	150211-33	09/02/2015	11/02/2015	23/02/2015	-	7.12	12.7	0.434	17.2	22	27.4	<0.14	26.4	<1	20	87.9
TPE3110	0.50-	150223-9	20/02/2015	23/02/2015	17/03/2015	-	6.87	7.64	<0.02	12.2	9.79	15.3	<0.14	31.7	<1	10.3	71.5
TPE3110	1.00-	150223-9	20/02/2015	23/02/2015	17/03/2015	-	6.77	9.51	<0.02	13.3	7.27	14.7	<0.14	38.7	<1	11.7	74.1
TPE3110	2.00-	150223-9	20/02/2015	23/02/2015	17/03/2015	-	6.77	11.2	0.335	14.3	11.9	14.2	<0.14	37.3	<1	14.3	72.3
TPE3110	3.00-	150223-9	20/02/2015	23/02/2015	17/03/2015	-	7.61	11.7	0.551	13	27	40.4	<0.14	28.9	<1	14.5	119
TPE3111	0.50-	150223-9	20/02/2015	23/02/2015	13/05/2015	-	8.17	11.9	0.535	10.9	66.1	68	0.451	19.1	<1	16.9	201
TPE3111	1.50-	150223-9	20/02/2015	23/02/2015	17/03/2015	-	8.01	10.1	0.475	12.1	7.45	8.48	<0.14	34	<1	9.88	49.8
TPE3111	2.70-	150223-9	20/02/2015	23/02/2015	17/03/2015	-	6.81	13.1	0.359	12.7	7.44	11.4	<0.14	41.1	<1	10.6	70.4
TPE3113	0.50-	150223-9	20/02/2015	23/02/2015	13/05/2015	-	7.47	8.95	<0.02	14.7	14.9	33.3	0.503	34.9	<1	15.9	90.6
TPE3114	0.50-	150223-9	20/02/2015	23/02/2015	13/05/2015	-	8.33	27.7	0.519	13.1	96.2	196	0.954	24.6	<1	17.6	516
TPE3122	0.00-0.50	150122-83	19/01/2015	22/01/2015	09/03/2015	-	9.38	297	3.08	21.5	962	4020	<0.14	42.5	<1	25.6	11100
TPE3122	0.00-1.50	150122-83	19/01/2015	22/01/2015	30/01/2015	5.88	7.94	176	1.58	17.7	505	1710	<0.14	37.8	<1	24	3540

Monitor Phase 69

Excavation
No furter action

Trial Pit	Sample Depth	SDG ID.	Date Sampled	Received On	Date Complete	Soil Organic Matter (SOM)	pH	Arsenic	Cadmium	Chromium	Copper	Lead	Mercury	Nickel	Selenium	Vanadium	Zinc
					Commercial >1m												
						%	pH Units	mg/kg	mg/kg	mg/kg	mg/kg	mg/kg	mg/kg	mg/kg	mg/kg	mg/kg	mg/kg
TPE3123	0.00-0.50	150122-83	19/01/2015	22/01/2015	30/01/2015	-	8.02	257	3.34	15	371	4420	<0.14	33.9	<1	21.3	7350
TPE3123	0.00-1.50	150122-83	19/01/2015	22/01/2015	30/01/2015	-	8	102	1.95	17.9	253	2490	<0.14	28.2	<1	21.2	2810
TPE3123	0.00-2.50	150122-83	19/01/2015	22/01/2015	29/01/2015	2.22	7.62	39.8	0.574	12.7	86.8	324	<0.14	24.8	<1	15.5	792
TPE3124	0.00-0.50	150122-83	19/01/2015	22/01/2015	09/03/2015	-	10.9	40.5	1.1	11.3	77.7	300	<0.14	19.1	<1	16.3	1380
TPE3124	0.00-1.50	150122-83	19/01/2015	22/01/2015	30/01/2015	-	6.67	13.9	0.508	12.3	44.9	24.1	<0.14	22.6	<1	14.6	109
TPE3156	0.50-	150225-89	23/02/2015	25/02/2015	18/03/2015	-	6.68	8.92	<0.02	11.4	52.7	33.1	<0.14	27.9	<1	11.2	95.3
TPE3156	1.50-	150225-89	23/02/2015	25/02/2015	17/03/2015	-	6.7	9.1	0.346	12.2	17.4	13.3	<0.14	30	<1	11.4	175
TPE3156	2.50-	150225-89	23/02/2015	25/02/2015	18/03/2015	-	5.6	18.7	0.763	13.6	7.42	10.8	<0.14	44.7	<1	11.8	68.7
TPE3156	3.40-	150225-89	23/02/2015	25/02/2015	18/03/2015	-	6.65	5.67	0.742	21.8	28.3	21.6	<0.14	55.8	<1	18.7	131
TPE3157	0.50-	150223-9	20/02/2015	23/02/2015	13/05/2015	-	8.85	20.3	0.39	9.11	45.9	230	0.434	13.2	<1	14.4	492
TPE3157	0.80-	150223-9	20/02/2015	23/02/2015	17/03/2015	-	8.14	13.3	0.211	8.95	40.7	166	0.343	14	<1	20	166
TPE3159	0.50-	150223-9	20/02/2015	23/02/2015	17/03/2015	1.01	8.17	12.9	0.164	6.69	333	88.8	4.66	20.4	<1	12.7	150
TPE3160	0.50-	150223-9	20/02/2015	23/02/2015	13/05/2015	-	8.38	17.8	0.338	11.7	101	147	1.29	18.3	<1	16.6	343
TPE3160	1.00-	150223-9	20/02/2015	23/02/2015	17/03/2015	-	7.4	9.91	0.0532	6.71	22	33.8	0.159	19.9	<1	10.1	122
TPE3161	0.50-	150223-9	20/02/2015	23/02/2015	13/05/2015	2.91	9.12	31.5	0.562	20.7	110	286	2.15	28.8	<1	25.2	633
TPE3161	1.00-	150223-9	20/02/2015	23/02/2015	13/05/2015	-	9.4	17.3	0.318	15.4	282	137	0.432	40.1	<1	13.3	570
TPE3167	0.00-0.50	150122-83	19/01/2015	22/01/2015	09/03/2015	-	9.07	96.3	1.84	37.5	227	2030	1.49	43.1	<1	40.2	3570
TPE3168	0.00-0.50	150122-83	19/01/2015	22/01/2015	09/03/2015	-	8.62	119	1.05	28.2	429	515	<0.14	40.6	<1	29.1	1620
TPE3168	0.00-1.50	150122-83	19/01/2015	22/01/2015	29/01/2015	-	9.89	40.7	0.602	17.6	119	132	<0.14	31.7	<1	20.5	368
TPE3169	0.00-0.50	150122-83	19/01/2015	22/01/2015	09/03/2015	-	8.05	266	2.33	17.2	723	2720	<0.14	42.6	<1	21.8	5890
TPE3169	0.00-1.50	150122-83	19/01/2015	22/01/2015	30/01/2015	-	7.08	29.9	0.476	13.2	55.4	178	<0.14	23.9	<1	14.9	432
TPE3172	0.50-	150122-73	16/01/2015	22/01/2015	29/01/2015	1.25	5.91	11	<0.02	13.5	20.2	19.6	2.04	24	<1	15	126
TPE3172	1.50-	150122-73	16/01/2015	22/01/2015	29/01/2015	-	6.56	7.27	<0.02	12.8	13.5	13.8	<0.14	22.8	<1	12.5	65.1
TPE3172	2.50-	150122-73	16/01/2015	22/01/2015	29/01/2015	-	5.8	9.1	<0.02	14.1	14	11.7	<0.14	22.7	<1	16.8	58.4
TPE3173	0.50-	150122-73	16/01/2015	22/01/2015	29/01/2015	-	6.65	8.45	<0.02	10.9	16.3	14.9	<0.14	22.4	<1	12.5	94
TPE3177	0.50-	150131-15	29/01/2015	31/01/2015	11/02/2015	1.78	7.99	10.8	0.132	13.1	16.8	15.1	<0.14	19.9	<1	13.8	68.7
TPE3177	1.50-	150131-15	29/01/2015	31/01/2015	10/02/2015	-	7.35	7.48	0.0536	11.7	13.2	11.3	<0.14	18.3	<1	12.6	52.1
TPE3177	2.50-	150131-15	29/01/2015	31/01/2015	10/02/2015	-	7.58	7.38	0.0459	12.4	18.6	13.5	<0.14	19.7	<1	13.1	68
TPE3183	0.50-	150211-33	09/02/2015	11/02/2015	23/02/2015	-	4.66	14.8	0.364	15.3	23.6	27.2	<0.14	26	<1	17.3	95
TPE3183	1.50-	150211-33	09/02/2015	11/02/2015	19/02/2015	-	5.98	10.7	0.298	13.9	22.4	12	<0.14	22.5	<1	16.9	62.3
TPE3207	0.50-	150225-89	23/02/2015	25/02/2015	18/03/2015	-	6.97	15.4	<0.02	11.6	7.41	19	<0.14	35.1	<1	11.6	91.4
TPE3207	1.50-	150225-89	23/02/2015	25/02/2015	17/03/2015	-	8.25	13.2	0.636	13.8	25.4	63.5	<0.14	27.4	<1	47.5	206
TPE3211	0.50-	150223-9	20/02/2015	23/02/2015	13/05/2015	-	9.45	34.7	0.778	14.8	101	146	0.575	23.2	<1	18.7	531
TPE3217	0.00-0.50	150122-83	19/01/2015	22/01/2015	09/03/2015	-	9.44	54.5	0.906	18.9	171	447	0.417	38.6	<1	26.1	1420
TPE3218	0.00-0.50	150122-83	19/01/2015	22/01/2015	30/01/2015	1.54	7.67	21.7	0.22	22.5	58.3	88.4	<0.14	23.2	<1	18.9	240
TPE3218	0.00-1.50	150122-83	19/01/2015	22/01/2015	29/01/2015	-	6.9	9.9	<0.02	11.3	11.4	10.9	<0.14	21.1	<1	12.4	68.4
TPE3219	0.00-0.50	150122-83	19/01/2015	22/01/2015	09/03/2015	-	9.85	115	2.08	21.9	840	1830	1.6	42.4	<1	27.8	3170
TPE3221	0.50-	150121-48	16/01/2015	21/01/2015	29/01/2015	-	6.48	13.5	0.52	13.1	30.2	28.7	<0.14	20.7	<1	15.9	124
TPE3221	1.50-	150121-48	16/01/2015	21/01/2015	29/01/2015	-	6.43	7.94	<0.02	12.6	14.1	13.4	<0.14	23.6	<1	13.2	64.9
TPE3222	0.50-	150119-1	15/01/2015	19/01/2015	20/02/2015	1.48	8.94	7.9	<0.02	11.8	16.7	19.2	<0.14	22.8	<1	12.7	66.4
TPE3224	0.50-	150212-8	11/02/2015	12/02/2015	17/04/2015	-	8.63	15.4	0.404	13.2	29.1	80.3	<0.14	27.7	<1	64.1	96
TPE3224	1.50-	150212-8	11/02/2015	12/02/2015	26/02/2015	-	8.25	23.1	0.21	17.9	93.4	36.1	3.21	38.4	1.25	52	131
TPE3224	2.50-	150212-8	11/02/2015	12/02/2015	25/02/2015	-	7.85	15.9	0.282	18.2	12.2	13.3	<0.14	28.6	1.13	20.9	253
TPE3226	0.50-	150131-15	29/01/2015	31/01/2015	11/02/2015	-	8.45	11.9	0.0686	12.1	22.2	23.6	<0.14	19.7	<1	14.1	102
TPE3226	1.50-	150131-15	29/01/2015	31/01/2015	11/02/2015	-	8.29	39.1	0.739	16.2	93.9	153	0.7	21.6	<1	19.5	517
TPE3226	2.50-	150131-15	29/01/2015	31/01/2015	10/02/2015	-	8.09	11.2	0.16	11.9	27.9	32.3	<0.14	19.3	<1	14.2	104
TPE3263	0.50-	150131-15	29/01/2015	31/01/2015	11/02/2015	0.734	7.56	8.91	0.545	12.3	9.35	10.2	<0.14	18.3	<1	14	103
TPE3263	1.40-	150131-15	29/01/2015	31/01/2015	10/02/2015	-	8.28	12.3	0.117	12.8	14.5	38.3	<0.14	23.9	<1	12.1	144
TPE3268	0.50-	150121-48	16/01/2015	21/01/2015	29/01/2015	-	6.58	21.3	0.285	21.5	47.5	93.8	<0.14	27.6	<1	21.6	244
TPE3268	1.50-	150121-48	16/01/2015	21/01/2015	29/01/2015	-	5.71	10.9	0.206	12.8	22	27.8	<0.14	21.4	<1	15.7	107
TPE3268	2.50-	150121-48	16/01/2015	21/01/2015	29/01/2015	1.35	6.6	9.72	<0.02	14.9	18.4	25.5	<0.14	28.1	<1	15.3	90.7
TPE3269	0.50-	150122-73	16/01/2015	22/01/2015	29/01/2015	1.59	5.93	10.5	0.108	12.4	18.9	17	<0.14	19.5	<1	15.2	96.7
TPE3269	1.50-	150122-73	16/01/2015	22/01/2015	29/01/2015	-	6.41	8.73	<0.02	13.3	15	13.7	<0.14	22.8	<1	14.3	63.7
TPE3270	1.00-	150119-1	15/01/2015	19/01/2015	27/01/2015	-	6.35	6.41	<0.02	10.6	11.8	12.2	<0.14	19.8	<1	10.7	73.5
TPE3271	0.50-	150119-1	15/01/2015	19/01/2015	27/01/2015	-	6.95	7.06	<0.02	9.49	12.8	10.1	<0.14	17.8	<1	11	51.2
TPE3272	0.50-	150131-15	29/01/2015	31/01/2015	11/02/2015	-	6.88	11.3	0.231	12.1	21.9	44.2	<0.14	25.7	<1	13.9	117
TPE3272	1.50-	150131-15	29/01/2015	31/01/2015	10/02/2015	-	7.81	25.5	0.543	12.7	51.8	270	<0.14	24.2	<1	15.7	567
TPE3273	0.50-	150131-15	29/01/2015	31/01/2015	11/02/2015	-	6.95	10.2	0.0758	12.2	20.6	40.1	<0.14	23.7	<1	14.2	122
TPE3280	0.50-	150111-1	08/01/2015	11/01/2015	17/02/2015	-	7.22	19.8	1.23	16	61.4	64.4	7.93	25.4	<1	25	190
TPE3280	1.50-	150111-1	08/01/2015	11/01/2015	16/01/2015	-	6.85	7.41	0.476	11.7	15.7	13	<0.14	20	<1	13.1	60.3
TPE3282	0.50-	150108-70	06/01/2015	08/01/2015	15/01/2015	-	6.78	18.2	0.511	19.3	43.1	50.4	<0.14	27.3	1.49	24.8	213
TPE3282	1.50-	150108-70	06/01/2015	08/01/2015	14/01/2015	-	6.72	10.2	<0.02	14.9	20.9	18.9	<0.14	25	<1	16.6	76.3
TPE3283	0.50-	150108-70	06/01/2015	08/01/2015	11/02/2015	2.02	6.94	21	0.66	12.4	38.7	30.2	<0.14	21.1	1.15	15.6	159
TPE3283	1.50-	150108-70	06/01/2015	08/01/2015	14/01/2015	-	6.66	12.5	<0.02	13.4	17.6	21.9	<0.14	28.3	<1	17.1	91.3
TPE3283	2.50-	150108-70	06/01/2015	08/01/2015	15/01/2015	-	6.58	9.15	<0.02	12.5	17.2	18.8	<0.14	23.1	<1	12.9	73.8
TPE3283	3.50-	150108-70	06/01/2015	08/01/2015	14/01/2015	-	6.6	9.5	<0.02	11.3	15.9	17.8	<0.14	20.7	<1	11.8	65.7
TPE3311	0.50-	150108-72	07/01/2015	08/01/2015	16/01/2015	1.49	6.82	15.9	1.16	16.2	30.4	29.3	<0.14	23.5	<1	18.4	228
TPE3311	1.50-	150108-72	07/01/2015	08/01/2015	15/01/2015	-	5.59	8.49	<0.02	14.2	12.5	16	<0.14	29.2	<1	13.6	71.4
TPE3312	0.50-	150108-72	07/01/2015	08/01/2015	12/02/2015	-	6.54	21.9	1.84	12.3	66.1	927	<0.14	21	<1	14.3	2620
TPE3312	1.50-	150108-72	07/01/2015	08/01/2015	15/01/2015	-	6.68	10.8	<0.02	13.3	16.4	18.3	<0.14	24.9	<1	14	71.5
TPE3314	0.50-	150108-72	07/01/2015	08/01/2015	15/01/2015	1.37	6.26	9.91	0.0917	14.6	14	17.2	<0.14	21.4	<1	17.4	94.3
TPE3314	1.50-	150108-72	07/01/2015	08/01/2015	13/01/2015	-	6.2	10.2	<0.02	12	18.3	14.7	<0.14	22	<1	13	70.5
TPE3314	2.50-	150108-72	07/01/2015	08/01/2015	14/01/2015	-	6.35	9.08	<0.02	12.1	19	15.5	<0.14	23.3	<1	13.8	72.2
TPE3315	0.50-	150111-1	08/01/2015	11/01/2015	17/02/2015	-	6.6	9.4	0.587	12.7	16.8	22.8	<0.14	20.8	<1	13.4	222
TPE3315	1.50-	150111-1	08/01/2015	11/01/2015	16/01/2015	-	6.01	7.49	0.601	11.6	13.5	13.1	<0.14	20.3	<1	12.9	118
TPE3316	0.50-	150111-1	08/01/2015	11/01/2015	17/02/2015	9.9	7.82	30.1	1.47	24.2	75.4	93.4	3.68	47.3	<1	25.9	282
TPE3316	1.50-	150111-1	08/01/2015	11/01/2015	15/01/2015	-	7.86	12.1	0.0819	12.7	26.5	23.5	<0.14	20.9	<1	13.8	92.9
TPE3316	2.50-	150111-1	08/01/2015	11/01/2015	14/01/2015	-	6.68	10.6	<0.02	12.7	16	15.6	<0.14	24.2	<1	14.2	94.1
TPE3320	0.50-	150131-15	29/01/2015	31/01/2015	11/02/2015	1.76	7.01	20.1	0.339	12.5	39.2	175	<0.14	24.7	<1	14.3	422
TPE3320	1.50-	150131-15	29/01/2015	31/01/2015	10/02/2015	-	6.89	26.5	0.527	12.6	42.1	221	<0.14	23.6	<1	15.8	501
TPE3320	2.50-	150131-15	29/01/2015	31/01/2015	10/02/2015	-	7.7	26	0.413	13.9	48.7	220	<0.14	24.4	<1	15.5	521
TPE3321	0.50-	150131-15	29/01/2015	31/01/2015	11/02/2015	-	6.83	8.7	0.0714	11.9	21.1	29.8	<0.14	23.8	<1	14.8	71.7
TPE3321	1.50-	150131-15	29/01/2015	31/01/2015	10/02/2015	-	6.77	20.6	0.59	10.8	34.6	173	<0.14	19.1	<1	12.4	430
TPE3322	0.50-	150131-15	29/01/2015	31/01/2015	11/02/2015	-	6.93	7.85	0.102	11.9	17.9	17.2	<0.14	23.6	<1	13.2	81.4
TPE3322	1.50-	150131-15	29/01/2015	31/01/2015	10/02/2015	1.54	6.97	7.19	0.168	12.1	16	13.7	<0.14	24	<1	13.4	68.1
TPE3323	0.50-	150119-1	15/01/2015	19/01/2015	27/01/2015	-	7.32	7.76	<0.02	15.9	14.6	12.9	<0.14	32.6	<1	16.6	63.7
TPE3325	1.00-	150119-1	15/01/2015	19/01/2015	27/01/2015	-	7.35	7.91	<0.02	22	20.3	13.7	<0.14	41.9	<1	21.6	62.5
TPE3326	0.50-	150119-1	15/01/2015	19/01/2015	19/02/2015	-	7.38	10.9	<0.02	13.3	21.9	26.5	<0.14	25.2	<1	15	172
TPE3326	1.50-	150119-1	15/01/2015	19/01/2015	26/01/2015	-	7.21	8.12	<0.02	11.1	15.1	12.5	<0.14	19.4	<1	12.6	63.1
TPE3327	0.50-	150131-15	29/01/2015	31/01/2015	18/03/2015	-	8.79	47.2	0.659	17	169	356	0.341	41	<1	27.1	1320
TPE3327	1.50-	150131-15	29/01/2015	31/01/2015	11/02/2015	-	8.4	40.5	0.66	14.1	74.4	351	<0.14	25	<1	17.3	787
TPE3327	2.60-	150131-15	29/01/2015	31/01/2015	11/02/2015	-	6.67	7.33	0.0607	11.2	16	15.3	<0.14	21.5	<1	13.4	70.7
TPE3327	3.70-	150131-15	29/01/2015	31/01/2015	10/02/2015	-	6.79	15.7	0.176	11.6	26.9	43.5	<0.14	23.5	<1	13	141
TPE3356	0.50-	150119-2	14/01/2015	19/01/2015	03/03/2015	4.41	8.6	36.2	0.428	13.3	97.9	91.6	<0.14	25.6	<1	22.9	202
TPE3356	1.50-	150119-2	14/01/2015	19/01/2015	26/01/2015	-	6.68	8.72	<0.02	11.7	13.3	11.1	<0.14	21.3	<1	13.1	56.7
TPE3356	2.50-	150119-2	14/01/2015	19/01/2015	26/01/2015	-	6.68	8.1	<0.02	10.7	15.1	10.8	<0.14	21	<1	13.1	61.4
TPE3357	0.50-	150119-2	14/01/2015	19/01/2015	03/03/2015	-	11.6	16.7	0.188	14.6	33.6	71.2	<0.14	23.7	<1	17.4	216
TPE3357	1.50-	150119-2	14/01/2015	19/01/2015	26/01/2015	-	7.88	9.86	<0.02	16.6	16.8	21	<0.14	21	<1	20.4	98.5
TPE3357	2.50-	150119-2	14/01/2015	19/01/2015	26/01/2015	-	6.82	8.85	<0.02	12.3	25.3	16.7	<0.14	22.5	<1	14	87.4
TPE3358	0.50-	150119-1	15/01/2015	19/01/2015	27/01/2015	-	7.13	13.8	<0.02	12.2	40.8	51.2	<0.14	18.3	<1	16	316
TPE3358	1.50-	150119-1	15/01/2015	19/01/2015	22/01/2015	-	7.1	7.27	<0.02	12.2	16.5	14	<0.14	21.1	<1	12.4	66.3
TPE3359	0.50-	150119-1	15/01/2015	19/01/2015	27/01/2015	1.43	7.18	7	<0.02	11.1	12.8	11.7	<0.14	19.2	<1	12.4	53.2
TPE3359	1.50-	150119-1	15/01/2015	19/01/2015	22/01/2015	-	6.76	6.99	<0.02	10.4	13.7	10.6	<0.14	19.9	<1	11.2	50.5
TPE3360	0.50-	150119-1	15/01/2015	19/01/2015	27/01/2015	1.93	7.01	7.65	<0.02	11.6	14.4	11.4	<0.14	19.9	<1	13.2	56.9
TPE3360	1.50-	150119-1	15/01/2015	19/01/2015	27/01/2015	-	6.78	7.39	<0.02	10.4	15	11.4	<0.14	21.2	<1	11.6	55.4

Monitor Phase 69

Excavation
No furter action

Trial Pit	Sample Depth	SDG ID.	Date Sampled	Received On	Date Complete	Soil Organic Matter (SOM)	pH	Arsenic	Cadmium	Chromium	Copper	Lead	Mercury	Nickel	Selenium	Vanadium	Zinc
					Commercial >1m												
						%	pH Units	mg/kg	mg/kg	mg/kg	mg/kg	mg/kg	mg/kg	mg/kg	mg/kg	mg/kg	mg/kg
TPE3361	0.50-	150119-1	15/01/2015	19/01/2015	20/02/2015	1.91	10.8	9.55	<0.02	10.9	24.7	56.8	1.26	18.6	<1	15.9	187
TPE3361	1.50-	150119-1	15/01/2015	19/01/2015	26/01/2015	-	6.85	8.9	<0.02	11.9	16.2	12.3	<0.14	25.2	<1	13	64.2
TPE3362	0.50-	150131-15	29/01/2015	31/01/2015	11/02/2015	-	6.97	9.16	<0.02	12.8	21.2	21.7	<0.14	22.1	<1	15	80.9
TPE3363	0.50-	150131-15	29/01/2015	31/01/2015	11/02/2015	-	7.16	9.17	0.0243	11.2	16	19.4	<0.14	21.3	<1	13.5	69.7
TPE3363	1.50-	150131-15	29/01/2015	31/01/2015	10/02/2015	-	7.13	12.7	0.0955	11.1	22.2	61	<0.14	19.1	<1	13.3	193
TPE3364	0.50-	150131-15	29/01/2015	31/01/2015	11/02/2015	-	7.18	9.31	0.0836	13.9	17.9	14.4	<0.14	20.8	<1	16.1	82.6
TPE3364	1.50-	150131-15	29/01/2015	31/01/2015	10/02/2015	-	7.15	11	0.0913	11.4	18.6	20.2	<0.14	19	<1	13.5	83.9
TPE3366	0.50-	150111-1	08/01/2015	11/01/2015	19/01/2015	-	7.7	7.74	<0.02	10.8	13.9	14	0.181	18.5	<1	11.6	55
TPE3366	1.50-	150111-1	08/01/2015	11/01/2015	15/01/2015	-	7.51	8.61	<0.02	11.9	18.6	17.7	0.428	20.9	<1	13.3	59.9
TPE3366	2.50-	150111-1	08/01/2015	11/01/2015	16/01/2015	-	7.14	8.56	0.559	12.4	17.9	13.4	<0.14	22.9	<1	13.9	61.7
TPE3367	0.50-	150111-1	08/01/2015	11/01/2015	19/01/2015	2.4	7.6	18.9	1.02	14.3	38.5	34.1	<0.14	23.6	<1	17.4	144
TPE3367	1.50-	150111-1	08/01/2015	11/01/2015	16/01/2015	-	5.58	8.24	0.471	12.1	18.3	14.4	<0.14	20.6	<1	14	60.2
TPE3367	2.50-	150111-1	08/01/2015	11/01/2015	20/01/2015	-	6.69	9.47	0.513	12.8	19.1	7570	<0.14	22.4	<1	13.7	63.7
TPE3368	0.50-	150111-1	08/01/2015	11/01/2015	19/01/2015	3.29	7.64	23.2	0.959	16.9	60.5	88.1	0.709	23.1	<1	22.9	206
TPE3368	1.50-	150111-1	08/01/2015	11/01/2015	15/01/2015	-	6.41	7.34	<0.02	10.2	14.4	14	<0.14	19.8	<1	11	54.9
TPE3369	0.50-	150111-1	08/01/2015	11/01/2015	19/01/2015	-	7.98	20.7	0.666	17.1	51.2	71.9	1.26	22.7	1.08	22.1	213
TPE3369	1.50-	150111-1	08/01/2015	11/01/2015	15/01/2015	-	6.62	7.86	0.402	11.8	14.9	12.9	<0.14	20	<1	13	58.5
TPE3370	0.50-	150111-1	08/01/2015	11/01/2015	19/01/2015	2.67	7.34	23	1.41	14.9	49.6	48.5	<0.14	17.3	<1	20.5	267
TPE3370	1.50-	150111-1	08/01/2015	11/01/2015	16/01/2015	-	7.35	8.63	0.903	14.4	16.4	13.6	<0.14	13	<1	20.5	200
TPE3370	2.50-	150111-1	08/01/2015	11/01/2015	14/01/2015	-	6.57	8.96	<0.02	11.9	13	13.8	<0.14	21.2	<1	13	57.3
TPE3371	1.00-	150108-72	07/01/2015	08/01/2015	15/01/2015	-	6.79	12.9	0.257	28.5	24.7	37.1	<0.14	20.9	<1	32.4	258
TPE3371	2.00-	150108-72	07/01/2015	08/01/2015	15/01/2015	-	6.58	10.8	<0.02	12.5	19.9	16.7	<0.14	22	<1	15.1	70.2
TPE3371	3.00-	150108-72	07/01/2015	08/01/2015	14/01/2015	-	6.59	10.4	<0.02	12.2	18.5	15.4	<0.14	21.1	<1	12.7	63.8
TPE3400	0.50-	150111-1	08/01/2015	11/01/2015	19/01/2015	1.24	6.66	10.7	0.14	13.6	16.1	18	<0.14	18	1.12	16.9	80.2
TPE3400	1.50-	150111-1	08/01/2015	11/01/2015	14/01/2015	-	6.39	11.5	<0.02	14.1	19.5	16.5	<0.14	22.3	<1	15.4	70.4
TPE3401	0.50-	150111-1	08/01/2015	11/01/2015	19/01/2015	-	6.42	8.14	0.492	15.9	15	18.7	<0.14	21.8	<1	18.2	75.8
TPE3401	1.50-	150111-1	08/01/2015	11/01/2015	15/01/2015	-	6.64	10.2	0.0326	12.3	18.2	21.6	<0.14	20.4	<1	13.4	84.8
TPE3402	0.50-	150119-2	14/01/2015	19/01/2015	27/01/2015	-	5.7	12.3	0.472	15.4	24.7	60.8	<0.14	12.6	<1	22.4	167
TPE3402	1.50-	150119-2	14/01/2015	19/01/2015	27/01/2015	-	6.84	8.88	<0.02	13.3	17.2	11.9	<0.14	20.4	<1	14.3	53.9
TPE3402	2.50-	150119-2	14/01/2015	19/01/2015	26/01/2015	-	6.76	9.94	<0.02	12.2	18.4	22.3	<0.14	22.3	<1	13.8	84.5
TPE3403	1.00-	150119-2	14/01/2015	19/01/2015	27/01/2015	2.09	7.7	8.28	<0.02	11.7	16.3	13.3	<0.14	20	<1	13.7	56.8
TPE3403	2.00-	150119-2	14/01/2015	19/01/2015	26/01/2015	-	7.55	8.19	<0.02	12.7	16.5	13.7	<0.14	24.2	<1	14.6	64.4
TPE3405	0.50-	150131-15	29/01/2015	31/01/2015	18/03/2015	-	8	33.9	0.598	14.3	70.6	44.9	<0.14	24.7	<1	21	478
TPE3405	1.50-	150131-15	29/01/2015	31/01/2015	10/02/2015	6.1	7.11	80.6	1.81	16.8	193	57.3	<0.14	15.6	1.16	23.2	605
TPE3406	0.50-	150119-1	15/01/2015	19/01/2015	27/01/2015	-	6.79	9	<0.02	11.8	14.5	12.8	<0.14	19	<1	14.5	373
TPE3406	1.50-	150119-1	15/01/2015	19/01/2015	22/01/2015	-	6.92	10.3	0.603	14.5	16.1	13.8	<0.14	19.4	<1	16.2	985
TPE3407	0.50-	150119-1	15/01/2015	19/01/2015	20/02/2015	2.83	7.44	18.1	0.329	13.2	39.8	131	6.38	18.7	<1	16.7	402
TPE3407	1.50-	150119-1	15/01/2015	19/01/2015	26/01/2015	-	6.6	8.46	<0.02	12.5	15.9	12.6	<0.14	22.3	<1	14.5	70.8
TPE3450	0.50-	150119-1	15/01/2015	19/01/2015	27/01/2015	-	7	5.96	<0.02	9.54	12.8	11.3	<0.14	17.2	<1	11.1	53.4
TPE3450	1.50-	150119-1	15/01/2015	19/01/2015	27/01/2015	-	7.06	8.65	<0.02	12.7	16.3	11.3	<0.14	21.7	<1	14.4	58
TPE3451	0.50-	150119-1	15/01/2015	19/01/2015	27/01/2015	-	6.65	8.18	<0.02	12.3	15.8	18.2	<0.14	18.2	<1	14.2	67.2
TPE3451	1.50-	150119-1	15/01/2015	19/01/2015	26/01/2015	-	7.09	14.6	0.0795	12.1	31.4	66	1.26	22.4	<1	14	195
TPE3453	0.50-	150211-33	09/02/2015	11/02/2015	07/04/2015	-	8.59	77.6	1.88	16.1	492	1710	0.197	31.4	1.39	25.4	2730
TPE3453	1.50-	150211-33	09/02/2015	11/02/2015	19/02/2015	-	8.12	75.2	0.726	15.2	3720	136	<0.14	29.9	<1	21.8	506
TPE3453	2.50-	150211-33	09/02/2015	11/02/2015	19/02/2015	-	6.91	21.6	0.976	13.1	97	158	<0.14	22	1.13	15.4	369
TPE3454	0.50-	150114-65	09/01/2015	14/01/2015	17/02/2015	8.45	7.78	19.8	1.4	14.8	43.3	57.1	0.785	22.4	<1	20.1	135
TPE3454	1.50-	150114-65	09/01/2015	14/01/2015	20/01/2015	-	6.18	10.9	0.728	15.5	17.2	12.9	<0.14	31.1	<1	17.6	66.6
TPE3454	2.50-	150114-65	09/01/2015	14/01/2015	20/01/2015	-	7.14	11.2	0.591	13.4	21	15	<0.14	21.7	<1	15.3	62.6
TPE3454	3.50-	150114-65	09/01/2015	14/01/2015	20/01/2015	-	6.8	9.5	0.799	13.6	24.8	14	<0.14	25.4	<1	14.5	72
TPE3455	0.50-	150114-65	09/01/2015	16/01/2015	28/01/2015	-	6.63	21	0.437	14.8	43.2	65.5	1.11	23.2	<1	19.3	199
TPE3455	1.50-	150114-65	09/01/2015	16/01/2015	28/01/2015	-	7.78	23.6	0.39	40.6	363	50.6	<0.14	27.5	<1	29.4	192
TPE3456	0.50-	150116-7	13/01/2015	16/01/2015	02/03/2015	4.14	7.5	27.6	0.582	16.3	63.2	71.5	0.765	25.7	<1	22.8	229
TPE3456	1.50-	150116-7	13/01/2015	16/01/2015	26/01/2015	-	7.56	8.59	<0.02	12.2	16.1	11.9	<0.14	20.4	<1	13.7	54.7
TPE3457	0.50-	150116-7	13/01/2015	16/01/2015	23/01/2015	-	5.98	13.4	<0.02	14.8	49.6	48.6	<0.14	25.4	<1	18.1	93.7
TPE3457	1.50-	150116-7	13/01/2015	16/01/2015	26/01/2015	-	6.31	25.3	0.386	14.3	40.5	25.1	<0.14	22.5	<1	17.2	142
TPE3458	1.00-	150119-2	14/01/2015	19/01/2015	27/01/2015	3.09	7.49	19.5	0.159	12.3	37.5	179	<0.14	19	<1	17	394
TPE3458	2.00-	150119-2	14/01/2015	19/01/2015	27/01/2015	-	6.85	10.7	<0.02	12.4	13.6	12.9	<0.14	22.8	<1	13.8	63.2
TPE3459	0.50-	150119-2	14/01/2015	19/01/2015	27/01/2015	-	7.2	11.2	<0.02	14.2	22.2	33.4	<0.14	25.5	<1	18.3	142
TPE3459	1.50-	150119-2	14/01/2015	19/01/2015	27/01/2015	-	7.73	8.43	<0.02	17.7	10.6	13.1	<0.14	27	<1	20.8	71.4
TPE3489	1.00-	150119-2	14/01/2015	19/01/2015	27/01/2015	-	7.86	15.9	0.183	14.1	35.6	51.7	<0.14	14.8	<1	21	135
TPE3489	2.00-	150119-2	14/01/2015	19/01/2015	26/01/2015	-	7.27	9.98	<0.02	12.9	15.1	14.2	<0.14	22.7	<1	15.5	65.1
TPE3490	0.50-	150119-2	14/01/2015	19/01/2015	27/01/2015	-	7.8	12	0.0206	13.7	30.9	23.7	<0.14	21.7	<1	17.4	124
TPE3490	1.50-	150119-2	14/01/2015	19/01/2015	27/01/2015	-	7.77	25.1	0.483	16.8	58	57.6	<0.14	21.6	<1	23.3	190
TPE3490	2.50-	150119-2	14/01/2015	19/01/2015	27/01/2015	-	7.97	18	0.064	16	49.9	47	<0.14	22.7	<1	21.3	136
TPE3491	0.50-	150116-6	12/01/2015	16/01/2015	19/02/2015	2.12	7.2	21.5	0.751	20	42.3	39.7	<0.14	15	<1	20.9	214
TPE3491	1.50-	150116-6	12/01/2015	16/01/2015	20/01/2015	-	7.16	13.8	1.07	14.7	24.2	23.6	<0.14	23.7	<1	16.3	92.5
TPE3545	0.50-	150111-1	08/01/2015	11/01/2015	19/01/2015	1.61	7.55	20.9	0.754	12.1	33.4	19.5	<0.14	11.7	<1	15.6	98.3
TPE3546	0.50-	150114-65	09/01/2015	14/01/2015	22/01/2015	-	6.35	9.42	0.921	14.3	17.6	14	<0.14	23.5	<1	16.1	116
TPE3546	1.50-	150114-65	09/01/2015	14/01/2015	20/01/2015	-	6.61	9.23	0.845	13.9	15.1	12.1	<0.14	23.6	<1	13.8	77.5
TPE3547	0.50-	150114-65	09/01/2015	14/01/2015	22/01/2015	1.62	6.95	14.6	0.0652	23.1	27.2	54.6	<0.14	29.1	<1	24.4	180
TPE3548	0.50-	150114-65	09/01/2015	14/01/2015	16/02/2015	-	6	64.1	0.866	14.3	120	549	<0.14	22	<1	20.7	191
TPE3548	1.50-	150114-65	09/01/2015	14/01/2015	18/01/2015	-	6.71	8.25	0.606	13.5	13.1	11.5	<0.14	22.1	<1	13.8	54
TPE3549	0.50-	150116-6	12/01/2015	16/01/2015	23/01/2015	3.95	5.62	55.9	0.5	16.1	117	85.4	<0.14	22.6	<1	22.5	166
TPE3549	1.50-	150116-6	12/01/2015	16/01/2015	20/01/2015	-	7.2	14.5	1.37	24.1	25.9	19.6	<0.14	30.2	<1	25.1	206
TPE3549	2.50-	150116-6	12/01/2015	16/01/2015	20/01/2015	-	6.55	8.18	0.605	14	10.7	9.35	<0.14	20.8	<1	14.4	51.6
TPE3550	0.50-	150211-33	09/02/2015	11/02/2015	23/02/2015	-	8.5	24.4	1.08	167	55.4	87	0.152	19.8	2.11	64.5	205
TPE3584	0.50-	150203-46	02/02/2015	03/02/2015	13/02/2015	-	7.63	27.4	1.24	21	84.8	214	0.628	26.6	1.47	23.4	238
TPE3585	0.50-	150205-112	03/02/2015	05/02/2015	18/02/2015	-	5.62	46.6	1.02	14.4	98.1	112	<0.14	20.2	1.14	20.1	184
TPE3585	1.50-	150205-112	03/02/2015	05/02/2015	17/02/2015	-	6.26	9.26	0.346	13.1	18.2	14.3	<0.14	21.2	<1	15.5	78.7
TPE3586	0.50-	150205-112	03/02/2015	05/02/2015	18/02/2015	-	6.5	40.3	2.19	15.9	70.8	32.2	<0.14	19.2	1.88	23.3	204
TPE3586	1.50-	150205-112	03/02/2015	05/02/2015	17/02/2015	-	6.49	11.1	0.391	14.1	16.8	15.3	<0.14	21.4	<1	15.1	65.9
TPE3586	2.50-	150205-112	03/02/2015	05/02/2015	17/02/2015	-	6.61	9.21	0.695	14.3	14.7	17.6	<0.14	22.2	1.29	15.4	89.7
TPE3636	0.50-	150114-65	09/01/2015	14/01/2015	22/01/2015	-	7.43	22.8	1.43	61.1	59.1	56	<0.14	23.4	<1	118	204
TPE3636	1.50-	150114-65	09/01/2015	14/01/2015	18/01/2015	-	7.39	10.3	0.637	30.6	25.6	26.1	<0.14	22.4	<1	37.1	106
TPE3636	2.50-	150114-65	09/01/2015	14/01/2015	20/01/2015	-	7.07	16.3	0.762	28.3	29.8	34	<0.14	24.8	<1	27.1	88.5
TPE3637	1.00-	150111-1	08/01/2015	11/01/2015	19/01/2015	-	7.64	11	0.316	12.6	18.6	14.2	<0.14	20.8	<1	14.6	58.8
TPE3637	2.00-	150111-1	08/01/2015	11/01/2015	16/01/2015	-	6.75	7.27	0.47	11.4	12.1	12.4	<0.14	20	<1	11	53.6
TPE3638	0.50-	150111-1	08/01/2015	11/01/2015	19/01/2015	-	7.11	29.7	1.14	16.2	67.3	181	<0.14	22.7	<1	20.5	286
TPE3638	1.50-	150111-1	08/01/2015	11/01/2015	16/01/2015	-	6.84	7.95	0.439	12.7	14.7	13.8	<0.14	20.8	<1	14	55.7
TPE3638	2.50-	150111-1	08/01/2015	11/01/2015	15/01/2015	-	6.67	8.75	0.417	12.2	15.2	14.6	<0.14	22.3	<1	12.6	67.4
TPE3639	0.50-	150111-1	08/01/2015	11/01/2015	19/01/2015	-	6.9	13.3	0.127	12	19.4	35	<0.14	20.4	<1	13.1	75.9
TPE3639	1.50-	150111-1	08/01/2015	11/01/2015	16/01/2015	-	7.03	15	0.74	15	61.5	50	<0.14	22	<1	17.2	95.2
TPE3641	0.50-	150211-33	09/02/2015	11/02/2015	23/02/2015	3.65	8.16	33.5	0.8	50.9	124	237	0.344	20.6	<1	46.7	975
TPE3641	1.50-	150211-33	09/02/2015	11/02/2015	19/02/2015	-	6.52	13.7	0.455	14.3	29.1	33.1	<0.14	22.1	<1	17.5	105
TPE3641	2.50-	150211-33	09/02/2015	11/02/2015	19/02/2015	-	6.3	9.34	0.435	13.3	15.7	12.9	<0.14	23.2	1.39	14.2	60.8
TPE3642	0.50-	150203-46	02/02/2015	03/02/2015	26/03/2015	-	7.96	30.4	1.21	18.4	60.8	59.7	<0.14	20.1	1.05	24.3	154
TPE3667	0.50-	150203-46	02/02/2015	03/02/2015	26/03/2015	-	11.3	17.9	0.643	18.8	110	124	0.876	16	<1	20.5	280
TPE3667	1.50-	150203-46	02/02/2015	03/02/2015	11/02/2015	-	7.39	12.1	<0.02	12.2	18.6	24.5	<0.14	18.8	<1	16.1	83.8
TPE3668	0.50-	150203-46	02/02/2015	03/02/2015	26/03/2015	-	8.73	14.9	0.646	53	72.6	142	5.42	17.8	<1	19.7	233
TPE3716	0.50-	150111-1	08/01/2015	11/01/2015	19/01/2015	-	7.3	9.14	0.403	13.8	17	12.6	<0.14	26.5	<1	14.9	67.5
TPE3716	1.50-	150111-1	08/01/2015	11/01/2015	16/01/2015	-	6.53	11.1	0.626	14.2	23.5	16.3	<0.14	34.6	<1	16.5	79.8
TPE3718	0.50-	150203-46	02/02/2015	03/02/2015	13/02/2015	-	8.54	27.3	0.919	22	76.2	234	1.28	29	<1	28.5	448
TPE3718	1.50-	150203-46	02/02/2015	03/02/2015	10/02/2015	1.86	7.07	10.2	<0.02	13.6	18.3	14.9	<0.14	22.1	<1	15.4	58.9
TPE3718	2.50-	150203-46	02/02/2015	03/02/2015	10/02/2015	-	6.95	10.8	<0.02	14.9	17.6	15.9	<0.14	22.8	<1	16.9	62
TPE3719	0.50-	150203-46	02/02/2015	03/02/2015	26/03/2015	-	9.08	37.4	0.213	23.3	100	235	1.14	35.5	<1	26.8	580

Monitor Phase 69

Excavation
No furter action

Trial Pit	Sample Depth	SDG ID.	Date Sampled	Received On	Date Complete	Soil Organic Matter (SOM)	pH	Arsenic	Cadmium	Chromium	Copper	Lead	Mercury	Nickel	Selenium	Vanadium	Zinc
					Commercial >1m												
						%	pH Units	mg/kg	mg/kg	mg/kg	mg/kg	mg/kg	mg/kg	mg/kg	mg/kg	mg/kg	mg/kg
TPE3719	1.50-	150203-46	02/02/2015	03/02/2015	10/02/2015	-	6.96	72.3	1.46	17.4	166	90	5.16	21.9	<1	25.2	265
TPE2293	0.50-	150309-45	05/03/2015	09/03/2015	02/04/2015	-	6.88	10.5	0.61	12.6	24.5	17.4	<0.14	22.4	<1	14.4	94.3
TPE2293	0.50-	150324-26	19/03/2015	24/03/2015	22/04/2015	4.29	6.75	16.8	0.862	13.5	41.7	36.8	<0.14	25.7	<1	15.5	117
TPE2293	1.50-	150309-45	05/03/2015	09/03/2015	01/04/2015	-	5.59	12	0.786	15.3	33.2	56	<0.14	27.2	<1	17.8	97.5
TPE2293	1.50-	150324-26	19/03/2015	24/03/2015	22/04/2015	-	5.47	37.1	0.751	13.2	67.5	31.5	<0.14	21.5	<1	15.9	99.8
TPE2293	2.50-	150324-26	19/03/2015	24/03/2015	22/04/2015	-	5.89	20	0.904	14.1	42.2	24	<0.14	23.8	<1	14.9	103
TPE2293	3.50-	150324-26	19/03/2015	24/03/2015	22/04/2015	-	5.97	20.4	0.469	14.4	37	19	<0.14	27.1	<1	16.5	105
TPE2581	0.50-	150309-45	05/03/2015	09/03/2015	02/04/2015	1.93	6.93	16.6	0.554	14.9	32.4	25.2	<0.14	24.7	<1	18.8	173
TPE2581	1.50-	150309-45	05/03/2015	09/03/2015	01/04/2015	-	5.85	<6	0.7	10.5	<14	11	<0.14	23.6	<10	12.2	80.2
TPE2581	2.50-	150309-45	05/03/2015	09/03/2015	01/04/2015	-	6.22	7.95	0.737	11.3	12.2	11.3	<0.14	22.3	<1	12.2	87.8
TPE2615	0.50-	150312-105	10/03/2015	12/03/2015	08/04/2015	1.63	5.96	17.7	0.822	30.3	48.3	144	<0.14	32.5	<1	16.8	150
TPE2671	0.50-	150312-105	10/03/2015	12/03/2015	08/04/2015	-	8.28	16.1	0.603	36.5	47.5	43.1	<0.14	35.7	<1	56.1	120
TPE2671	1.50-	150312-105	10/03/2015	12/03/2015	08/04/2015	-	7.12	49.3	0.801	13	74.5	58.7	<0.14	28.1	<1	16.3	101
TPE2671	2.50-	150312-105	10/03/2015	12/03/2015	01/04/2015	-	8.26	18.3	0.568	15.3	38.6	31.4	<0.14	29.7	<1	18.1	103
TPE2676	0.50-	150309-45	05/03/2015	09/03/2015	02/04/2015	-	6.84	35.7	0.99	15.2	63.7	158	<0.14	23.2	<1	20	201
TPE2676	1.50-	150309-45	05/03/2015	09/03/2015	01/04/2015	-	6.16	57.3	1.11	14	86.2	78.5	<0.14	21.7	<1	18.5	114
TPE2676	2.50-	150309-45	05/03/2015	09/03/2015	31/03/2015	-	5.69	8.06	0.401	12.4	14.6	13.3	<0.14	22.9	<1	14.5	66.1
TPE2676	3.50-	150309-45	05/03/2015	09/03/2015	31/03/2015	-	5.88	8.95	0.438	13.2	15.1	13.1	<0.14	24.5	<1	15.8	68.8
TPE2679	0.50-	150324-26	19/03/2015	24/03/2015	22/04/2015	-	8.67	9.84	0.576	16.9	16.8	24.3	<0.14	19.3	<1	16.1	140
TPE2679	1.50-	150324-26	19/03/2015	24/03/2015	22/04/2015	0.929	8.73	10.2	0.509	15.9	17	23.1	<0.14	18.5	<1	17.6	134
TPE2679	2.50-	150324-26	19/03/2015	24/03/2015	22/04/2015	-	8.42	12	0.517	15.8	17.9	34.1	<0.14	18.7	<1	18.1	152
TPE2679	3.50-	150324-26	19/03/2015	24/03/2015	22/04/2015	-	6.46	33.7	0.463	14.3	47.9	35.2	<0.14	18.4	<1	17.5	126
TPE2679	4.50-	150324-26	19/03/2015	24/03/2015	22/04/2015	-	6.06	58.1	0.837	13.6	85.7	29.4	<0.14	13.9	<1	20.3	68.3
TPE2722	0.50-	150324-26	19/03/2015	24/03/2015	22/04/2015	-	8.38	20.4	0.834	15.8	84.7	47	<0.14	41	<1	18.7	151
TPE2722	1.50-	150324-26	19/03/2015	24/03/2015	20/04/2015	-	6.79	9.48	0.0208	17	18.7	19.5	<0.14	43.2	<1	14.3	98.6
TPE2722	2.50-	150324-26	19/03/2015	24/03/2015	20/04/2015	2.78	5.59	10.2	<0.02	17.1	16.6	17.3	<0.14	39.3	<1	12.6	93
TPE2729	0.50-	150324-26	19/03/2015	24/03/2015	22/04/2015	1.53	8.73	12.8	0.569	18.1	19.8	29.2	<0.14	20.8	<1	22.5	159
TPE2729	1.50-	150324-26	19/03/2015	24/03/2015	22/04/2015	-	8.43	12.3	0.688	19.2	19.3	28.9	<0.14	21.6	<1	22.9	171
TPE2729	2.50-	150324-26	19/03/2015	24/03/2015	22/04/2015	-	8.31	13	0.692	21.5	46.9	31.7	<0.14	23.7	<1	26	152
TPE2730	0.50-	150324-26	19/03/2015	24/03/2015	22/04/2015	-	8.9	10.7	2.01	16.9	22.2	25.6	<0.14	19.5	<1	19.4	227
TPE2730	1.50-	150324-26	19/03/2015	24/03/2015	22/04/2015	-	8.35	12.2	1.19	17.9	22.2	33.6	<0.14	21.5	<1	20.9	154
TPE2730	2.50-	150324-26	19/03/2015	24/03/2015	22/04/2015	-	8.07	10.8	0.733	16.4	22.5	207	<0.14	24.3	<1	15.3	139
TPE2731	0.50-	150324-26	19/03/2015	24/03/2015	22/04/2015	-	8.66	12.8	0.588	17.9	20	27.4	<0.14	22.3	<1	21.4	191
TPE2731	1.50-	150324-26	19/03/2015	24/03/2015	22/04/2015	-	8.55	12.2	0.282	17.8	18	24.2	<0.14	21.5	<1	19.5	182
TPE2731	2.50-	150324-26	19/03/2015	24/03/2015	22/04/2015	-	6.33	35.1	0.222	15.4	62.9	41.9	<0.14	23.7	<1	18.2	93.2
TPE2731	3.50-	150324-26	19/03/2015	24/03/2015	22/04/2015	-	5.51	19.9	0.053	15.2	92.9	16.4	<0.14	12.1	1.02	20.6	52.8
TPE2731	4.50-	150324-26	19/03/2015	24/03/2015	22/04/2015	-	5.69	17.3	0.103	15.8	29.3	25.9	<0.14	23.1	<1	16.4	91.7
TPE2735	2.00-	150309-45	05/03/2015	09/03/2015	01/04/2015	-	5.97	43.6	0.802	14.8	68.2	49.7	<0.14	25.5	<1	20.8	113
TPE2735	4.00-	150309-45	05/03/2015	09/03/2015	31/03/2015	-	6.21	8.53	0.196	12.3	12.2	12.1	<0.14	23.3	<1	13.7	57.5
TPE2769	0.50-	150324-26	19/03/2015	24/03/2015	22/04/2015	-	8.25	13	0.603	12.5	78.6	54.4	0.202	27.4	<1	15.2	160
TPE2769	1.50-	150324-26	19/03/2015	24/03/2015	20/04/2015	-	7.85	15.7	<0.02	13.2	48.5	40.8	0.511	22.8	<1	17.7	132
TPE2769	2.50-	150324-26	19/03/2015	24/03/2015	21/04/2015	-	6.68	9.59	0.125	12.3	15.3	12.9	<0.14	23.7	<1	12.8	78.8
TPE2774	0.50-	150324-26	19/03/2015	24/03/2015	22/04/2015	-	8.46	21.1	0.919	15.2	87.7	105	0.859	33.3	<1	18.1	292
TPE2774	1.50-	150324-26	19/03/2015	24/03/2015	20/04/2015	-	8.51	18.9	0.131	17.2	63.2	76.9	0.368	37.5	<1	18.5	227
TPE2774	2.50-	150324-26	19/03/2015	24/03/2015	20/04/2015	-	7.51	27.1	0.277	17	93.6	65.6	0.225	26.4	<1	22.6	158
TPE2774	3.50-	150324-26	19/03/2015	24/03/2015	20/04/2015	-	6.73	12.1	<0.02	16.1	39.3	16.1	<0.14	30.3	<1	20.1	122
TPE2776	0.50-	150312-82	09/03/2015	12/03/2015	01/04/2015	-	6.73	-	-	-	-	-	<0.14	-	-	-	-
TPE2776	1.50-	150312-82	09/03/2015	12/03/2015	01/04/2015	-	6.1	9.65	2.46	11.9	11.8	11.4	<0.14	24	<1	15.8	73.6
TPE2776	2.50-	150312-82	09/03/2015	12/03/2015	01/04/2015	2.84	8.11	18.3	2.51	15.9	32.8	36.2	0.145	32.6	<1	15.8	110
TPE2776	3.50-	150312-82	09/03/2015	12/03/2015	01/04/2015	-	6.78	40.9	4.68	27.3	151	183	7.75	61.7	<10	33.2	258
TPE2776	4.50-	150312-82	09/03/2015	12/03/2015	01/04/2015	-	5.92	29.7	4.09	24.4	101	146	4.46	50.1	<10	34.2	205
TPE2782	0.50-	150324-26	19/03/2015	24/03/2015	22/04/2015	-	8.66	12.3	0.598	18.1	18.6	29.5	<0.14	17.3	<1	24.2	155
TPE2782	1.50-	150324-26	19/03/2015	24/03/2015	22/04/2015	-	8.2	13.3	0.38	19.7	22.8	33.2	<0.14	20.4	<1	22.4	169
TPE2782	2.50-	150324-26	19/03/2015	24/03/2015	22/04/2015	-	8.02	13	0.675	14.4	17.7	51.4	<0.14	21.6	<1	18.6	118
TPE2782	3.50-	150324-26	19/03/2015	24/03/2015	22/04/2015	-	6.42	8.36	0.598	13.9	15.9	13.3	<0.14	25.1	<1	13.9	67.4
TPE2782	4.50-	150324-26	19/03/2015	24/03/2015	22/04/2015	-	6.54	8.22	0.527	13.4	12.8	21.3	<0.14	24.1	<1	13	64.4
TPE2783	0.50-	150324-26	19/03/2015	24/03/2015	22/04/2015	-	8.61	13.5	0.831	19.4	21.6	34.1	<0.14	22.5	<1	23.6	137
TPE2783	1.50-	150324-26	19/03/2015	24/03/2015	22/04/2015	-	8.15	13.8	0.937	22.9	21.2	33.7	<0.14	22.8	<1	27.1	142
TPE2783	2.50-	150324-26	19/03/2015	24/03/2015	22/04/2015	-	7.17	8.59	0.825	18.6	13.2	15.4	<0.14	24.6	<1	22.1	121
TPE2783	3.50-	150324-26	19/03/2015	24/03/2015	22/04/2015	-	5.93	8.02	0.761	11.2	12.2	12.9	<0.14	23.1	<1	12.1	80
TPE2783	4.50-	150324-26	19/03/2015	24/03/2015	22/04/2015	-	6.07	7.72	0.269	10.4	11.9	11.3	<0.14	21.2	<1	11.5	58.7
TPE2784	0.50-	150324-26	19/03/2015	24/03/2015	22/04/2015	-	8.41	11.6	0.492	36.9	19.7	35.1	<0.14	20.8	<1	53.5	146
TPE2784	1.50-	150324-26	19/03/2015	24/03/2015	22/04/2015	-	8.53	13.8	0.362	23.6	21.5	33.6	0.148	26.2	<1	26.3	136
TPE2784	2.50-	150324-26	19/03/2015	24/03/2015	22/04/2015	-	8.3	16.3	0.417	28.7	21.6	40	<0.14	26.1	<1	34	142
TPE2784	3.50-	150324-26	19/03/2015	24/03/2015	22/04/2015	1.02	7.2	9.74	0.132	14.8	91.6	17	<0.14	24.6	<1	15.3	99.1
TPE2784	4.50-	150324-26	19/03/2015	24/03/2015	22/04/2015	-	6.57	8.01	0.204	12.5	12.2	11	<0.14	23	<1	12.2	84.6
TPE2838	0.50-	150402-82	31/03/2015	02/04/2015	07/05/2015	-	7.8	67.6	2.53	15.3	128	68.5	<0.14	27.2	<1	22.7	290
TPE2838	1.50-	150402-82	31/03/2015	02/04/2015	06/05/2015	-	7.25	13.2	0.781	13.2	20.3	17.3	<0.14	21.8	<1	14.7	80
TPE2838	2.50-	150402-82	31/03/2015	02/04/2015	06/05/2015	-	7.02	18.7	1.44	18.5	25.1	29.6	<0.14	42.1	<1	21.3	121
TPE2948	0.50-	150312-82	09/03/2015	12/03/2015	01/04/2015	5.07	7.82	21.4	0.638	14.4	49	55.1	<0.14	29.2	<1	17.2	182
TPE2948	1.50-	150312-82	09/03/2015	12/03/2015	01/04/2015	-	6.3	10.2	0.19	17.7	15.9	16	<0.14	26.4	<1	21.1	152
TPE2948	2.50-	150312-82	09/03/2015	12/03/2015	01/04/2015	-	7.03	8.64	<0.02	15	17	15.6	<0.14	22.9	<1	17.4	61.5
TPE2948	3.50-	150312-82	09/03/2015	12/03/2015	01/04/2015	-	7.76	17.1	0.107	13.4	36.9	35.3	0.176	25.9	<1	20.4	166
TPE2985	0.50-	150312-82	09/03/2015	12/03/2015	01/04/2015	-	9.73	22.1	0.469	13.5	458	66.7	0.173	32.1	<1	16.4	184
TPE2985	1.00-	150312-82	09/03/2015	12/03/2015	01/04/2015	0.69	5.89	12.3	0.863	12.6	11.1	12.7	<0.14	29.9	<1	16	142
TPE2985	2.00-	150312-82	09/03/2015	12/03/2015	01/04/2015	-	7.27	7.41	0.385	10.9	<14	14.8	<0.14	24.6	<10	12.5	63.6
TPE2985	3.00-	150312-82	09/03/2015	12/03/2015	01/04/2015	-	6.52	7.53	0.446	19.4	25.3	22.3	<0.14	51.8	<10	19.7	104
TPE2985	4.00-	150312-82	09/03/2015	12/03/2015	01/04/2015	-	6.44	<6	0.395	17.7	23.5	21.9	<0.14	48.3	<10	16	97.3
TPE2989	0.50-	150312-82	09/03/2015	12/03/2015	31/03/2015	-	8.48	12.5	0.456	13.8	19.4	30.6	<0.14	28.2	<1	13.7	109
TPE2989	1.50-	150312-82	09/03/2015	12/03/2015	01/04/2015	-	5.67	39.4	<0.02	15	72.3	39.9	<0.14	21.5	<1	20.6	94.9
TPE2999	0.50-	150402-82	31/03/2015	02/04/2015	06/05/2015	1.08	7.03	13.1	0.333	12.9	13.7	29.6	<0.14	19.7	<1	16.1	95.3
TPE2999	1.50-	150402-82	31/03/2015	02/04/2015	06/05/2015	-	6.89	9.81	0.423	20.6	13.4	28.9	<0.14	22.5	<1	25	68.7
TPE2999	2.50-	150402-82	31/03/2015	02/04/2015	06/05/2015	-	6.84	11.4	0.5	11.9	17.8	21.7	<0.14	20.8	<1	13.1	71.2
TPE2999	3.50-	150402-82	31/03/2015	02/04/2015	06/05/2015	-	6.97	7.74	0.499	10.6	13.3	12.4	<0.14	22.2	<1	12.3	56.6
TPE2999	4.50-	150402-82	31/03/2015	02/04/2015	06/05/2015	-	5.22	9.49	0.543	11.3	14.9	21	<0.14	24	<1	11.6	73.1
TPE3028	0.50-	150312-82	09/03/2015	12/03/2015	01/04/2015	1.17	8.33	17	0.486	13	67.9	47.7	0.154	26	<1	18.4	147
TPE3028	1.50-	150312-82	09/03/2015	12/03/2015	01/04/2015	-	6.93	6.31	0.291	11.8	<14	12.2	<0.14	25.8	<10	13.3	52.5
TPE3031	0.50-	150312-82	09/03/2015	12/03/2015	01/04/2015	2.53	8.49	16.7	0.482	12.9	31.2	26.4	<0.14	23.9	<1	18.1	128
TPE3031	1.50-	150312-82	09/03/2015	12/03/2015	01/04/2015	-	7.33	6.73	<0.02	12.3	17.9	14.5	<0.14	24.9	<1	12.1	88.9
TPE3038	0.50-	150324-26	19/03/2015	24/03/2015	21/04/2015	-	8	31.5	1.12	11.3	69	184	<0.14	24.6	<1	12.2	556
TPE3038	1.50-	150324-26	19/03/2015	24/03/2015	22/04/2015	-	7.99	18.6	0.774	15.2	37.3	91.7	<1.4	28.8	<10	14.2	245
TPE3038	2.50-	150324-26	19/03/2015	24/03/2015	22/04/2015	1.19	6.15	25.7	0.781	14.8	82.5	254	<1.4	23.2	<10	17.5	502
TPE3039	0.50-	150324-26	19/03/2015	24/03/2015	21/04/2015	-	7.61	46.8	1.76	15.7	166	264	<0.14	43.4	<1	26.6	580
TPE3039	1.50-	150324-26	19/03/2015	24/03/2015	22/04/2015	-	7.12	16.8	1.54	14.6	82.4	28	<1.4	29.4	<10	16.6	150

Monitor Phase 69

Excavation
No furter action

Trial Pit	Sample Depth	SDG ID.	Date Sampled	Received On	Date Complete	Soil Organic Matter (SOM)	pH	Arsenic	Cadmium	Chromium	Copper	Lead	Mercury	Nickel	Selenium	Vanadium	Zinc
					Commercial >1m												
						%	pH Units	mg/kg	mg/kg	mg/kg	mg/kg	mg/kg	mg/kg	mg/kg	mg/kg	mg/kg	mg/kg
TPE3039	2.50-	150324-26	19/03/2015	24/03/2015	22/04/2015	-	7.32	18.1	0.516	15	39.7	58	<0.14	30	<1	14.3	157
TPE3040	0.50-	150324-26	19/03/2015	24/03/2015	20/04/2015	3.41	8.47	83.9	2.24	14.7	301	925	0.857	37.7	<1	20.1	2770
TPE3040	1.50-	150324-26	19/03/2015	24/03/2015	21/04/2015	-	6.89	11.8	0.287	12.8	16.4	14.5	<0.14	23.6	<1	13.9	60.6
TPE3040	2.50-	150324-26	19/03/2015	24/03/2015	21/04/2015	-	7.52	25.6	0.27	10.1	48.8	148	<0.14	17.6	<1	9.87	165
TPE3040	3.20-	150324-26	19/03/2015	24/03/2015	22/04/2015	-	8.36	23.4	0.775	11.6	72.6	68.8	<0.14	21.4	<1	15.7	789
TPE3041	0.50-	150324-26	19/03/2015	24/03/2015	22/04/2015	-	7.52	147	1.79	21.6	399	728	<0.14	39.3	<1	27.7	2000
TPE3041	1.50-	150324-26	19/03/2015	24/03/2015	21/04/2015	-	7.21	23.6	1.17	14.2	82.8	59	<0.14	26.6	<1	16.4	156
TPE3041	2.50-	150324-26	19/03/2015	24/03/2015	22/04/2015	-	7.21	47.6	2.05	16.6	112	138	<1.4	35.1	<10	22.6	308
TPE3041	3.50-	150324-26	19/03/2015	24/03/2015	22/04/2015	-	5.74	15	0.721	13.2	20	22.7	<0.14	24.4	<1	13	122
TPE3074	0.50-	150311-94	06/03/2015	11/03/2015	07/04/2015	-	8.39	154	2.46	21.7	346	1840	<0.14	37.4	<1	17.9	3880
TPE3074	1.50-	150311-94	06/03/2015	11/03/2015	03/04/2015	-	9.34	168	2.99	22.2	240	847	<0.14	31.3	<1	22.6	1920
TPE3075	0.50-	150324-26	19/03/2015	24/03/2015	22/04/2015	4.78	8.22	274	3.17	16.6	464	1550	<0.14	39.6	<1	21.2	3900
TPE3075	1.50-	150324-26	19/03/2015	24/03/2015	21/04/2015	-	8.96	53.7	2	14.4	179	427	<0.14	34.3	<10	19	1060
TPE3080	0.50-	150324-26	19/03/2015	24/03/2015	21/04/2015	-	8.16	27.4	0.649	11.9	44.1	157	<0.14	27.1	<1	13.4	359
TPE3119	0.50-	150401-81	30/03/2015	01/04/2015	05/05/2015	5.65	8.57	109	1.54	19	291	718	0.173	33.5	<1	23.2	1600
TPE3120	0.50-	150311-94	06/03/2015	11/03/2015	07/04/2015	-	8.55	61.9	1.28	26	342	698	0.149	41.7	<1	19.1	2690
TPE3121	0.50-	150324-26	19/03/2015	24/03/2015	22/04/2015	-	8.21	488	8.2	25.8	2740	449	<0.14	56	<1	30.1	1750
TPE3121	1.50-	150324-26	19/03/2015	24/03/2015	21/04/2015	-	5.17	22.4	0.574	14.7	88.3	122	<0.14	29.2	<1	16.4	263
TPE3164	0.50-	150311-94	06/03/2015	11/03/2015	07/04/2015	-	9.06	36.7	1.08	27.2	362	277	1.48	46.2	<1	44.8	857
TPE3165	0.50-	150311-94	06/03/2015	11/03/2015	07/04/2015	-	9.1	57.6	1.55	17.5	177	660	0.287	33.6	<1	21.4	1280
TPE3171	0.50-	150324-26	19/03/2015	24/03/2015	21/04/2015	-	6.95	14.2	0.468	13.5	89	16.3	<0.14	15.2	<1	18.8	67.8
TPE3171	1.50-	150324-26	19/03/2015	24/03/2015	22/04/2015	-	6.53	21.9	0.444	8.16	34.3	136	<0.14	15.5	<1	9.41	312
TPE3171	2.50-	150324-26	19/03/2015	24/03/2015	22/04/2015	-	5.25	16.8	0.534	15.5	32.4	69.8	<0.14	24.8	<1	13.9	221
TPE3216	0.50-	150311-94	06/03/2015	11/03/2015	03/04/2015	-	8.5	9.81	0.353	10	11.3	16.7	<0.14	19.4	<1	13.2	76.1
TPE3220	0.50-	150324-26	19/03/2015	24/03/2015	22/04/2015	-	8.21	40.6	1.55	18.9	126	272	<0.14	59.8	<10	19.7	609
TPE3220	1.50-	150324-26	19/03/2015	24/03/2015	22/04/2015	-	8.33	175	1.76	19.2	503	710	<0.14	42.6	<1	23	1560
TPE3266	0.50-	150324-26	19/03/2015	24/03/2015	21/04/2015	-	8.38	44.4	1.13	15.9	111	267	0.219	22.4	<1	24.3	754
TPE3266	1.50-	150324-26	19/03/2015	24/03/2015	21/04/2015	-	8.67	10.8	<0.02	13.6	18.5	19	<0.14	23.8	<1	13.8	104
TPE3266	2.50-	150324-26	19/03/2015	24/03/2015	21/04/2015	-	4.79	8.18	0.669	11.6	15	12.7	<0.14	23.7	<1	12.8	79.7
TPE3266	3.50-	150324-26	19/03/2015	24/03/2015	22/04/2015	-	5.49	8.7	0.676	14.2	15.7	13.5	<0.14	34.9	<1	15	74.8
TPE3267	0.50-	150324-26	19/03/2015	24/03/2015	22/04/2015	-	8.18	74.2	1.78	18.5	161	397	0.531	28.2	<1	27.1	1120
TPE3267	1.50-	150324-26	19/03/2015	24/03/2015	21/04/2015	-	7.55	8.99	0.131	13	16.4	12.3	<0.14	22.4	<1	14.7	95
TPE3267	2.50-	150324-26	19/03/2015	24/03/2015	20/04/2015	-	5.7	8.99	<0.02	13.3	16.7	16.5	<0.14	22.1	<1	12.4	66.4
TPE3267	3.50-	150324-26	19/03/2015	24/03/2015	21/04/2015	-	4.91	8.14	<0.02	12.6	15.3	12.8	<0.14	23.8	<1	13	66.8
TPE3278	0.50-	150402-82	31/03/2015	02/04/2015	06/05/2015	1.55	6.63	15.5	0.445	10.9	27.5	19.9	<0.14	17.7	<1	13.5	95.5
TPE3278	1.50-	150402-82	31/03/2015	02/04/2015	06/05/2015	-	7.93	32.3	0.787	14.2	57.1	412	<0.14	24.5	<1	16.4	783
TPE3278	2.50-	150402-82	31/03/2015	02/04/2015	06/05/2015	-	7.58	69.6	1.37	15.2	152	87.5	<0.14	21.1	<1	20.1	315
TPE3278	3.50-	150402-82	31/03/2015	02/04/2015	06/05/2015	-	6.9	7.93	<0.02	11.3	17.6	21.5	<0.14	20	<1	10.4	53.7
TPE3278	4.50-	150402-82	31/03/2015	02/04/2015	06/05/2015	-	7.61	11.9	0.526	13.3	27.4	61.2	<0.14	22.4	<1	15.8	87.7
TPE3318	0.50-	150402-82	31/03/2015	02/04/2015	07/05/2015	-	8.1	34.6	1.32	15.5	85.7	234	3.48	37.9	<10	34.9	464
TPE3355	0.50-	150324-26	19/03/2015	24/03/2015	20/04/2015	-	8.09	22.2	0.842	18	49.2	143	0.408	25.3	<1	33.6	294
TPE3355	1.50-	150324-26	19/03/2015	24/03/2015	21/04/2015	-	6.31	9.83	<0.02	13.7	16.8	14.5	<0.14	23.6	<1	14.3	69.6
TPE3355	2.50-	150324-26	19/03/2015	24/03/2015	20/04/2015	-	6.45	7.76	<0.02	11.8	14.1	11.4	<0.14	23.9	<1	13	61.5
TPE3355	3.50-	150324-26	19/03/2015	24/03/2015	21/04/2015	-	6.34	7.8	<0.02	11.9	15.3	12	<0.14	25.5	<1	12.4	64.4
TPE3449	0.50-	150324-26	19/03/2015	24/03/2015	22/04/2015	-	7.78	23.6	0.871	13.9	62	35.9	0.221	22.5	<1	17.8	200
TPE3449	1.50-	150324-26	19/03/2015	24/03/2015	22/04/2015	-	6.87	9.11	<0.02	13.3	17.1	15.1	<0.14	19.6	<1	14	65.9
TPE3449	2.50-	150324-26	19/03/2015	24/03/2015	22/04/2015	-	6.34	8.49	0.551	12.2	16.1	13.2	<0.14	22.7	<1	13.6	63.2
TPE3449	3.50-	150324-26	19/03/2015	24/03/2015	22/04/2015	-	6.65	7.75	0.561	12.4	16.2	17.5	<0.14	24.2	<1	12.9	69.1
TPE3452	0.50-	150324-26	19/03/2015	24/03/2015	22/04/2015	-	8.25	17.3	1.19	15.3	54.7	85	2.04	30.6	<1	17.7	490
TPE3452	1.50-	150324-26	19/03/2015	24/03/2015	22/04/2015	-	4.87	36.3	1.39	14.3	62	40.6	0.487	19.3	<1	17.4	1000
TPE3452	2.50-	150324-26	19/03/2015	24/03/2015	22/04/2015	-	6.28	6.36	0.198	11.5	12.8	11.2	<0.14	19.2	<1	11.8	97.9
TPE3452	3.50-	150324-26	19/03/2015	24/03/2015	22/04/2015	2.02	5.88	11.5	0.553	12.6	24.1	16.5	<0.14	23.4	<1	15.1	241
TPE3452	4.50-	150324-26	19/03/2015	24/03/2015	22/04/2015	-	5.86	8.64	0.532	13.5	16.4	13.2	<0.14	25.8	<1	15.1	120
TPE3544	0.50-	150324-26	19/03/2015	24/03/2015	22/04/2015	-	7.34	10.9	0.349	13.7	20.1	22.1	<0.14	21.8	<1	15.7	75.5
TPE3544	1.50-	150324-26	19/03/2015	24/03/2015	21/04/2015	1.78	6.56	8.06	<0.02	14	17.2	14.5	<0.14	23	<1	14.6	59.1
TPE3544	2.50-	150324-26	19/03/2015	24/03/2015	21/04/2015	-	5.78	10.6	<0.02	13.9	21.8	32.5	<0.14	26.7	<1	16.7	103
TPE3544	3.50-	150324-26	19/03/2015	24/03/2015	21/04/2015	-	5.95	9.6	<0.02	15	18.5	14.2	<0.14	28.8	<1	16.5	70.9
TPE3715	0.50-	150320-129	18/03/2015	20/03/2015	16/04/2015	-	8.11	12.4	0.48	267	33.9	33.5	0.569	20.7	1.6	450	115
TPE3715	1.50-	150320-129	18/03/2015	20/03/2015	16/04/2015	-	7.62	10.6	0.734	26.4	23.9	20.1	<0.14	26.4	<1	35.6	74.6
TPE2991	0.50-	150129-105	28/01/2015	29/01/2015	17/03/2015	2.07	10.5	52.4	1.01	19.6	110	1150	1.18	29.2	<1	19.7	1580
TPE2991	1.80-	150129-105	28/01/2015	29/01/2015	09/02/2015	-	7.62	87.2	2.17	37.7	307	159	1.18	96.2	<10	23.1	429
TPE2992	0.50-	150129-105	28/01/2015	29/01/2015	17/03/2015	-	8.23	31.7	0.576	15.2	87.5	176	<0.14	33.3	<1	15.7	506
TPE2992	1.50-	150129-105	28/01/2015	29/01/2015	09/02/2015	1.79	6.66	67.1	0.667	14	115	33.3	<0.14	19.1	1.14	17.1	122
TPE2992	2.50-	150129-105	28/01/2015	29/01/2015	06/02/2015	-	6.26	90.2	0.423	15.1	118	112	<0.14	29.6	<1	17.2	122
TPE2992	3.50-	150129-105	28/01/2015	29/01/2015	07/02/2015	-	6.36	69.3	0.377	13.8	79.3	64.1	<0.14	24.9	<1	16	101
TPE2992	4.00-	150129-105	28/01/2015	29/01/2015	07/02/2015	-	6.73	16.6	0.219	15.8	24.1	15	<0.14	32.1	<1	16.2	87
TPE3643	0.50-	150203-46	02/02/2015	03/02/2015	26/03/2015	-	8.88	18.1	1.02	69.5	68.6	552	3.35	22.9	<1	31.7	464
TPE3643	1.50-	150203-46	02/02/2015	03/02/2015	11/02/2015	-	7.47	8	<0.02	11.8	11.4	13	<0.14	21.7	<1	12.2	56.3
TPE2995	0.50-	150324-26	19/03/2015	24/03/2015	21/04/2015	-	4.96	10.7	0.914	9.87	22.6	15.3	<0.14	24	<1	9.8	125
TPE2995	1.50-	150324-26	19/03/2015	24/03/2015	21/04/2015	-	5.96	23.4	2.43	12.5	86.3	74	<0.14	28.4	<1	14.7	334
TPE2995	2.50-	150324-26	19/03/2015	24/03/2015	21/04/2015	-	6.79	34.2	1.2	15.4	98.4	165	<0.14	27.4	<1	17.9	416
TPE2995	3.50-	150324-26	19/03/2015	24/03/2015	21/04/2015	-	8.71	318	3.12	20.7	648	1910	0.221	47.9	<1	23.8	5840
TPE2904	0.50-	150312-82	09/03/2015	12/03/2015	01/04/2015	-	8.09	20.6	0.685	15.1	94.9	94.6	0.688	32.6	<1	17.6	216
TPE2904	1.50-	150312-82	09/03/2015	12/03/2015	31/03/2015	-	8.7	25.5	<0.02	15.1	75.5	62.9	0.266	33.6	<1	18.1	141
TPE2906	0.50-	150324-26	19/03/2015	24/03/2015	22/04/2015	-	7.78	23.3	0.815	15.4	84.2	86.9	0.16	24.7	<1	19.2	198
TPE3051	0.50-	141219-112	17/12/2014	19/12/2014	09/01/2015	2.76	7.63	32.9	1.08	16.9	58.3	37	<0.14	21	<1	25.1	259
TPE3051	1.00-	141219-112	17/12/2014	19/12/2014	09/01/2015	2.17	7.87	17.7	<0.02	13.8	27.9	28.5	<0.14	21.6	<1	18.9	120
TPE3090	0.50-	141219-112	17/12/2014	19/12/2014	09/01/2015	-	7.64	9.2	<0.02	21.3	15.9	16.4	<0.14	25.1	<1	24.8	60
TPE3091	0.50-	141219-112	17/12/2014	19/12/2014	09/01/2015	-	8.03	16.5	0.134	14.3	26	22.5	<0.14	17.8	<1	21.1	92
TPE3091	1.50-	141219-112	17/12/2014	19/12/2014	09/01/2015	-	8.2	14.4	<0.2	13.3	18.9	19.5	<0.14	38.2	<10	18.2	120
TPE3092	0.50-	141219-112	17/12/2014	19/12/2014	09/01/2015	-	7.15	33.7	0.76	15.5	57.2	59.1	<0.14	21	<1	21.3	166
TPE2233	0.50-	150123-119	22/01/2015	23/01/2015	10/03/2015	-	7.66	32	0.172	13.7	72.9	155	<0.14	22	<1	17.2	268
TPE2261	0.50-	150123-119	22/01/2015	23/01/2015	02/02/2015	-	7	50.6	0.168	5.26	8.49	13.5	<0.14	4.87	<1	12.8	47.8
TPE2261	1.50-	150123-119	22/01/2015	23/01/2015	02/02/2015	1.57	6.97	14.3	1.12	13.8	26.2	23.1	<0.14	26.6	<1	18.5	80.6
TPE2262	0.50-	150122-84	20/01/2015	22/01/2015	02/02/2015	-	4.66	6.2	0.505	12.6	26.2	16	<0.14	15.8	<1	16.4	56.2
TPE2263	0.50-	150122-84	20/01/2015	22/01/2015	02/02/2015	-	5.71	10.8	0.958	11.9	27.7	13.3	<0.14	22.4	<1	13.9	75.3
TPE2296	0.50-	150122-84	20/01/2015	22/01/2015	02/02/2015	-	6	8.85	0.0346	13	42.8	11.1	<0.14	27.1	<1	16.8	75.6
TPE2296	1.50-	150122-84	20/01/2015	22/01/2015	02/02/2015	-	6.36	7.55	0.92	11.1	10.4	11.3	<0.14	24.3	<1	12.2	89.5
TPE2297	0.50-	150122-84	20/01/2015	22/01/2015	02/02/2015	-	5.33	10.8	1.18	10.9	14.2	12.3	<0.14	20.2	<1	14.1	73.5
TPE2297	1.50-	150122-84	20/01/2015	22/01/2015	30/01/2015	-	6.69	9.82	<0.02	12.6	8.38	13	<0.14	25.3	<1	13.6	76.8
TPE2298	0.50-	150122-84	20/01/2015	22/01/2015	02/02/2015	-	6.5	8.43	<0.02	11.7	10	12.7	<0.14	22.1	<1	14.5	69.3
TPE2298	1.00-	150122-84	20/01/2015	22/01/2015	02/02/2015	-	5.76	12.5	<0.02	13.8	8.9	11.6	<0.14	24.9	<1	18.8	92.1
TPE2313	0.50-	150122-84	20/01/2015	22/01/2015	02/02/2015	-	5.76	7.44	1.02	10.3	60.6	12	<0.14	11	1.08	17	58.2
TPE2315	0.50-	150122-84	20/01/2015	22/01/2015	02/02/2015	-	7.47	9.97	0.0208	12.9	40.9	11.8	<0.14	22.1	<1	15.8	89.2
TPE2315	1.00-	150122-84	20/01/2015	22/01/2015	02/02/2015	-	5.86	11.1	1.24	12.5	12.5	13	<0.14	21.2	<1	16.5	74.2
TPE2345	0.50-	150122-84	20/01/2015	22/01/2015	02/02/2015	-	5.94	9.22	1.01	11.9	16.1	13.6	<0.14	20.3	<1	14.1	76.1
TPE2346	0.50-	150122-84	20/01/2015	22/01/2015	02/02/2015	-	6.78	10.9	0.74	12.5	41.2	15.3	<0.14	21.6	<1	15.6	81.9

Monitor Phase 69

Excavation
No furter action

Trial Pit	Sample Depth	SDG ID.	Date Sampled	Received On	Date Complete	Soil Organic Matter (SOM)	pH	Arsenic	Cadmium	Chromium	Copper	Lead	Mercury	Nickel	Selenium	Vanadium	Zinc
					Commercial >1m												
						%	pH Units	mg/kg	mg/kg	mg/kg	mg/kg	mg/kg	mg/kg	mg/kg	mg/kg	mg/kg	mg/kg
TPE2346	1.50-	150122-84	20/01/2015	22/01/2015	30/01/2015	-	5.76	9.74	0.338	13	13.6	13.2	<0.14	23.7	<1	15.5	71.7
TPE2347	0.50-	150122-84	20/01/2015	22/01/2015	02/02/2015	-	6.01	46.2	0.916	16.3	110	134	1.01	26.2	<1	25.6	206
TPE2347	1.50-	150122-84	20/01/2015	22/01/2015	29/01/2015	-	6.43	9.35	0.467	11.9	17.8	23.9	<0.14	21.3	<1	12.9	91.7
TPE2371	0.50-	150122-84	20/01/2015	22/01/2015	02/02/2015	-	6.49	14.6	0.242	15.8	19.1	23.3	<0.14	24.4	<1	21	94.3
TPE2371	1.50-	150122-84	20/01/2015	22/01/2015	30/01/2015	-	6.33	7.66	0.366	14.8	13	12.7	<0.14	24.5	<1	17.7	78.2
TPE2405	0.50-	150127-17	21/01/2015	27/01/2015	04/02/2015	-	6.58	7.68	<0.02	9.55	24.4	18.6	<0.14	15.1	<1	12	60.9
TPE2405	1.50-	150127-17	21/01/2015	27/01/2015	03/02/2015	-	6.32	11.5	<0.02	12.4	11.2	9.39	<0.14	19.4	<1	16.6	62.6
TPE2495	0.50-	150123-119	22/01/2015	23/01/2015	02/02/2015	-	5.03	9.89	<0.02	12.4	14.4	43.2	<0.14	23.7	<1	14	90.7
TPE2496	0.50-	150123-119	22/01/2015	23/01/2015	02/02/2015	-	6.2	9.01	0.816	10.2	12	12.3	<0.14	22.2	<1	11.9	67.9
TPE2497	0.50-	150123-119	22/01/2015	23/01/2015	02/02/2015	1.31	6.41	14.4	<0.02	15.8	29.6	194	<0.14	28.1	<1	19	114
TPE2529	0.50-	150221-57	17/02/2015	21/02/2015	01/05/2015	-	8.49	32.5	0.958	18.2	106	127	<0.14	39.5	<1	19	429
TPE2530	0.50-	150221-73	18/02/2015	21/02/2015	08/05/2015	-	8.16	18.7	0.62	15.4	44.8	28.2	<0.14	34.5	<1	18.3	108
TPE2530	1.30-	150221-73	18/02/2015	21/02/2015	13/03/2015	2.03	6.74	27.9	1.14	17	70.7	26.6	<0.14	23.3	<1	19.8	109
TPE2530	2.70-	150221-73	18/02/2015	21/02/2015	13/03/2015	-	8.8	12.4	0.516	13.6	23.6	28.9	<0.14	32.3	<1	16.5	93.6
TPE2531	0.50-	150221-73	18/02/2015	21/02/2015	08/05/2015	-	8.01	43.7	1.2	18.6	83	359	<0.14	31.4	<1	21.7	707
TPE2531	1.50-	150221-73	18/02/2015	21/02/2015	14/03/2015	-	8.52	20.6	0.731	17.6	64.3	136	<0.14	19.5	1.09	18.7	365
TPE2531	2.50-	150221-73	18/02/2015	21/02/2015	12/03/2015	-	7.63	16.7	0.835	16.5	36.9	39.1	<0.14	33.9	<1	18.2	136
TPE2531	3.50-	150221-73	18/02/2015	21/02/2015	13/03/2015	-	8.24	15.9	0.891	16.4	26.2	34.9	<0.14	38.9	<1	16.3	125
TPE2531	4.50-	150221-73	18/02/2015	21/02/2015	12/03/2015	-	7.98	18.1	0.687	16.3	37.7	32.9	<0.14	29.6	<1	19.5	94.9
TPE2638	0.50-	150123-119	22/01/2015	23/01/2015	02/02/2015	-	7.26	16.6	0.274	45.1	59.2	113	<0.14	43.7	<1	50	111
TPE2720	0.50-	150221-73	18/02/2015	21/02/2015	11/05/2015	-	7.46	14.3	<0.02	14.2	26.5	23.3	<0.14	31.4	<1	13.4	88.7
TPE2720	1.50-	150221-73	18/02/2015	21/02/2015	16/03/2015	-	5.68	77.7	1.61	15.2	107	103	0.614	37.7	<1	22	145
TPE2720	2.50-	150221-73	18/02/2015	21/02/2015	14/03/2015	-	7.48	14.5	0.454	11.2	27.8	27.9	<0.14	16.1	<1	14.1	57.5
TPE2720	3.50-	150221-73	18/02/2015	21/02/2015	14/03/2015	-	7.31	19.2	1.23	17.6	54	37.2	0.178	37.4	<10	28.4	125
TPE2720	4.50-	150221-73	18/02/2015	21/02/2015	14/03/2015	-	8.11	34.6	1.07	16.4	73.6	48.7	<0.14	29.1	<1	22.9	117
TPE2823	0.50-	150221-72	19/02/2015	21/02/2015	05/05/2015	2.57	8.25	12	0.532	14.2	26.5	34.7	<0.14	34.3	<1	13.5	152
TPE2823	1.50-	150221-72	19/02/2015	21/02/2015	12/03/2015	-	8.21	23.4	0.706	17.8	104	58.2	0.499	34.1	<1	17.6	175
TPE2823	2.50-	150221-72	19/02/2015	21/02/2015	12/03/2015	-	8.33	21	0.741	14.1	86.4	66	0.541	30.2	<1	15.9	171
TPE2823	3.50-	150221-72	19/02/2015	21/02/2015	12/03/2015	-	8.07	18.3	0.629	13.3	59.7	45.3	0.227	24.9	<1	14.8	123
TPE2823	4.50-	150221-72	19/02/2015	21/02/2015	12/03/2015	-	8.06	17.3	0.685	14.1	70.4	57.1	1.57	27.5	<1	16.6	125
TPE2824	0.50-	150221-72	19/02/2015	21/02/2015	06/05/2015	3	8.31	16.8	5.75	17.8	81.9	78.2	1.74	33.4	<1	15	817
TPE2824	1.50-	150221-72	19/02/2015	21/02/2015	11/03/2015	-	6.74	7.46	0.662	13	14	16.4	<0.14	23.7	<1	12.6	69.7
TPE2824	2.60-	150221-72	19/02/2015	21/02/2015	12/03/2015	-	8.28	11.3	0.831	15.1	31.9	38.8	0.582	31	<1	13.7	131
TPE2841	0.50-	150214-75	11/02/2015	14/02/2015	04/03/2015	-	6.65	19.3	1.21	15.3	37.8	19.5	<0.14	26	<1	19	179
TPE2842	0.50-	150214-75	11/02/2015	14/02/2015	04/03/2015	1.03	6.7	16.6	1.84	14.5	28.3	18.1	<0.14	26.2	<1	16.5	203
TPE2870	0.50-	150221-72	19/02/2015	21/02/2015	05/05/2015	-	7.07	11.2	0.883	13.6	24.3	20.6	<0.14	25.4	<1	13.9	99.2
TPE2870	1.50-	150221-72	19/02/2015	21/02/2015	12/03/2015	-	6.56	33.9	1.12	15.7	89.3	40.6	0.619	28.4	<1	17.8	132
TPE2870	2.50-	150221-72	19/02/2015	21/02/2015	12/03/2015	-	7.75	38.3	0.707	14.3	107	51.9	1.02	21.2	<1	19.2	131
TPE2870	3.50-	150221-72	19/02/2015	21/02/2015	12/03/2015	-	7.6	17.8	0.99	14.8	36.5	25.1	0.318	27.3	<1	23.1	111
TPE2878	0.50-	150108-60	05/01/2015	08/01/2015	14/01/2015	-	6.63	19.4	0.704	14.6	33.4	38.6	<0.14	23.5	1.6	17.1	149
TPE2878	1.50-	150108-60	05/01/2015	08/01/2015	14/01/2015	-	6.07	13	<0.02	14.1	13.4	15.6	<0.14	26.4	<1	18.1	116
TPE2879	0.50-	150108-60	05/01/2015	08/01/2015	14/01/2015	0.671	6.41	10.4	<0.02	13.5	13	12.7	<0.14	21.1	<1	14.4	64.6
TPE2879	1.50-	150108-60	05/01/2015	08/01/2015	14/01/2015	-	7.18	11.6	<0.02	13.2	11.7	13.9	<0.14	24.6	<1	13.4	62.7
TPE2880	0.50-	150108-60	05/01/2015	08/01/2015	15/01/2015	1.16	7.14	12	<0.02	15.6	13.1	15.5	<0.14	25.4	<1	14.5	63.4
TPE2880	1.50-	150108-60	05/01/2015	08/01/2015	14/01/2015	-	7.48	8.6	<0.02	12.8	12.6	12.8	<0.14	24.1	<1	12.6	58.7
TPE2922	0.50-	150108-60	05/01/2015	08/01/2015	14/01/2015	-	7.77	30.7	5.08	15.6	61.5	57.7	<0.14	24.5	<1	19.5	149
TPE2961	0.50-	150108-60	05/01/2015	08/01/2015	14/01/2015	-	8.18	20.9	0.421	15.3	39	33.6	<0.14	35.4	<1	15.9	109
TPE2962	0.50-	150108-60	05/01/2015	08/01/2015	15/01/2015	-	8.03	34	1.21	23.7	87.3	102	<0.14	26.3	<1	26.2	290
TPE2962	1.50-	150108-60	05/01/2015	08/01/2015	14/01/2015	-	8.12	13.4	<0.02	15.3	14.7	28.4	<0.14	34.3	<1	17.2	75
TPE3005	0.50-	150108-60	05/01/2015	08/01/2015	14/01/2015	1.72	8.2	21.4	0.617	12	43.1	39.8	<0.14	15	<1	15.5	100
TPE3005	1.50-	150108-60	05/01/2015	08/01/2015	14/01/2015	-	7.86	9.29	<0.02	11.1	12.6	14.2	<0.14	26	<1	11.7	56.2
TPE3006	0.50-	150108-60	05/01/2015	08/01/2015	15/01/2015	-	7.76	10.8	0.138	13.6	16.7	25.6	<0.14	23.6	<1	13.7	105
TPE3006	1.50-	150108-60	05/01/2015	08/01/2015	14/01/2015	-	7.94	15.8	0.112	20.7	25.7	32.8	<0.14	24.3	<1	16	98.3
TPE3050	1.00-	150108-60	05/01/2015	08/01/2015	14/01/2015	-	7.6	9.16	0.288	14.5	12.9	14	<0.14	24.5	<1	15.8	97.7
TPE3138	0.50-	150108-70	06/01/2015	08/01/2015	14/01/2015	0.841	6.93	9.41	0.487	13.5	33.9	16.7	<0.14	24.5	<1	14.8	112
TPE3138	1.50-	150108-70	06/01/2015	08/01/2015	15/01/2015	-	7.66	10.2	0.619	25.9	15.5	18.1	<0.14	29.2	1.24	29	148
TPE3139	0.50-	150108-70	06/01/2015	08/01/2015	14/01/2015	1.13	7.65	10	0.646	14.3	19.3	16.6	<0.14	14.6	<1	19.9	90.1
TPE3139	1.50-	150108-70	06/01/2015	08/01/2015	14/01/2015	-	7.11	11.2	0.163	14.7	21.1	25.4	<0.14	25.5	1.33	16.4	131
TPE3185	0.50-	150108-60	05/01/2015	08/01/2015	15/01/2015	-	7.14	10.3	0.119	20.5	19.7	24.5	<0.14	27.3	<1	22.1	128
TPE3185	1.50-	150108-60	05/01/2015	08/01/2015	14/01/2015	-	6.37	9.62	<0.02	13.5	9.52	12.4	<0.14	23.2	<1	13.9	53.4
TPE3186	0.50-	150211-33	09/02/2015	11/02/2015	23/02/2015	-	8.16	32.5	1.25	10.9	61.1	336	<0.14	14.8	1.89	11.9	1080
TPE3186	1.50-	150211-33	09/02/2015	11/02/2015	19/02/2015	-	6.76	11.3	0.628	12.6	17.3	38.7	<0.14	21.2	1.98	14.2	137
TPE3235	0.50-	150108-70	06/01/2015	08/01/2015	15/01/2015	2.4	8.19	65.6	4.25	15.8	194	791	<0.14	20.3	4.1	18.5	2370
TPE3235	1.50-	150108-70	06/01/2015	08/01/2015	14/01/2015	-	6.32	9.74	<0.02	12.7	16.6	20.5	<0.14	23.2	<1	13.7	76.8
TPE3236	0.50-	150211-33	09/02/2015	11/02/2015	23/02/2015	5.12	6.15	87.8	1.48	17.4	171	160	<0.14	22.4	2.24	27.4	350
TPE3236	1.50-	150211-33	09/02/2015	11/02/2015	19/02/2015	0.817	6.06	11.1	1.22	14.4	18.7	16.8	<0.14	23.4	1.81	17.1	154
TPE3284	0.50-	150108-70	06/01/2015	08/01/2015	15/01/2015	-	7.19	316	15.4	19.8	677	6480	<0.14	42.1	1.65	31.7	21600
TPE3284	1.50-	150108-70	06/01/2015	08/01/2015	15/01/2015	-	6.89	112	9.31	14.5	282	1990	<0.14	22.5	1.34	21.8	5940
TPE3284	2.50-	150108-70	06/01/2015	08/01/2015	16/01/2015	-	6.78	41.1	2.41	15.1	112	839	<0.14	29.8	<1	18.4	2390
TPE3285	1.00-	150108-70	06/01/2015	08/01/2015	15/01/2015	-	6.78	47.6	0.939	16.8	91.4	136	<0.14	27.1	1.29	27.4	354
TPE3408	0.50-	150119-1	15/01/2015	19/01/2015	27/01/2015	-	7.22	7.72	<0.02	10.6	13.8	10.5	<0.14	21	<1	12.5	58.6
TPE3408	1.50-	150119-1	15/01/2015	19/01/2015	26/01/2015	-	8.79	15.4	<0.02	13.3	35.3	88.1	1.32	21.9	<1	15.5	169
TPE3409	0.50-	150119-1	15/01/2015	19/01/2015	27/01/2015	-	7.12	8.34	<0.02	12.1	14.6	16.1	<0.14	19.6	<1	14	57.4
TPE3409	1.50-	150119-1	15/01/2015	19/01/2015	26/01/2015	-	6.95	18.5	0.311	12.8	63.4	169	0.639	31.5	<1	15.9	485
TPE3410	0.50-	150119-1	15/01/2015	19/01/2015	20/02/2015	-	8.39	65	1.6	15.4	303	809	1.26	31.5	<1	19.8	1730
TPE3492	0.50-	150114-65	09/01/2015	16/01/2015	28/01/2015	3.1	6.68	31.7	1.17	15.3	63.3	41.5	<0.14	23.6	<1	21.8	185
TPE3492	1.50-	150114-65	09/01/2015	16/01/2015	28/01/2015	-	7.07	19.2	0.142	15.6	38.6	60.6	<0.14	23	<1	20.7	184
TPE3492	2.50-	150114-65	09/01/2015	16/01/2015	28/01/2015	-	7.11	14.9	0.233	13.6	33.2	70.9	<0.14	21.7	<1	22.1	140
TPE3493	0.50-	150114-65	09/01/2015	14/01/2015	13/02/2015	-	7.07	15.5	<0.02	15.7	30.9	29.8	<0.14	23.1	<1	19.5	103
TPE3493	1.50-	150114-65	09/01/2015	14/01/2015	20/01/2015	-	6.91	8.93	0.766	11.7	14.1	11.8	<0.14	20.9	<1	12.3	55.2
TPE3494	0.50-	150114-65	09/01/2015	14/01/2015	16/02/2015	-	7.38	62	1.88	16.5	167	189	2.32	32	<1	27.2	382
TPE3494	1.50-	150114-65	09/01/2015	14/01/2015	20/01/2015	-	6.66	11.9	0.794	14.8	20.3	16.3	<0.14	22.9	<1	16.9	115
TPE3494	2.50-	150114-65	09/01/2015	14/01/2015	20/01/2015	-	6.78	12.2	0.65	13.2	21.9	14.9	<0.14	22	<1	15	74.2
TPE3551	0.50-	150211-33	09/02/2015	11/02/2015	23/02/2015	-	7.82	22.3	1.08	15.2	50	71	<0.14	17.6	1.89	21.5	160
TPE3587	0.50-	150203-46	02/02/2015	03/02/2015	13/02/2015	-	7.37	8.48	0.316	11.2	15.9	15.6	<0.14	22.2	<1	11.7	60.1
TPE3587	1.50-	150203-46	02/02/2015	03/02/2015	10/02/2015	-	7.67	7.86	<0.02	11.9	13.1	11.7	<0.14	21.6	<1	13.3	59.3
TPE3588	0.50-	150203-46	02/02/2015	03/02/2015	13/02/2015	1.61	7.71	10.2	0.279	12.7	18.4	17.1	<0.14	22.1	<1	12.5	56.4
TPE3588	1.50-	150203-46	02/02/2015	03/02/2015	11/02/2015	-	7.13	10.5	<0.02	13.1	20.6	16.9	<0.14	21.6	<1	15	66.5
TPE3589	0.50-	150205-112	03/02/2015	05/02/2015	18/02/2015	-	5.74	16.6	0.639	12.3	39	20.9	<0.14	20.3	<1	14.2	155
TPE3589	1.50-	150205-112	03/02/2015	05/02/2015	17/02/2015	-	6	10.5	0.37	13.4	19.7	17.6	<0.14	20.6	1.05	17.4	74.3
TPE3643	0.50-	150203-46	02/02/2015	03/02/2015	26/03/2015	-	8.88	18.1	1.02	69.5	68.6	552	3.35	22.9	<1	31.7	464
TPE3643	1.50-	150203-46	02/02/2015	03/02/2015	11/02/2015	-	7.47	8	<0.02	11.8	11.4	13	<0.14	21.7	<1	12.2	56.3
TPE3671	0.50-	150111-1	08/01/2015	11/01/2015	19/01/2015	-	6.66	9.04	0.402	13.6	18.9	16.3	<0.14	19.6	<1	15.9	80.7
TPE3671	1.50-	150111-1	08/01/2015	11/01/2015	16/01/2015	-	6.5	7.23	0.43	12.2	15.1	12.7	<0.14	19.1	<1	13.9	51.5
TPE3672	1.00-	150111-1	08/01/2015	11/01/2015	19/01/2015	0.991	7.4	12.5	0.481	16.8	18.9	18.7	<0.14	21.4	<1	19.9	69.7
TPE3672	2.00-	150111-1	08/01/2015	11/01/2015	16/01/2015	-	6.51	8.44	0.533	11.4	13	12.9	<0.14	17	<1	12.9	49.3
TPE3673	0.50-	150111-1	08/01/2015	11/01/2015	17/02/2015	-	8.19	20.3	0.473	158	68	80.6	<0.14	24.9	1.01	228	165
TPE3720	0.50-	150203-46	02/02/2015	03/02/2015	26/03/2015	7.64	7.64	29.9	0.715	23.1	182	220	8.32	33.2	1.25	38.5	585
TPE3721	0.50-	150203-46	02/02/2015	03/02/2015	30/03/2015	-	7.77	13.2	<0.02	12.9	27.1	40.4	0.235	25.9	<1	14.2	109
TPE3721	1.50-	150203-46	02/02/2015	03/02/2015	11/02/2015	-	7.72	8.63	<0.02	12.3	12.5	10.3	<0.14	20.6	<1	13.7	50.8
TPE3744	0.50-	150203-46	02/02/2015	03/02/2015	30/03/2015	-	8.37	36	2.49	17.7	97.9	184	0.868	36.1	<1	22.7	490
TPE3744	1.50-	150203-46	02/02/2015	03/02/2015	11/02/2015	-	7.59	20.8	0.461	12.7	84	63.2	0.147	30.8	<1	23.2	143
TPE3745	0.50-	150114-65	09/01/2015	14/01/2015	22/01/2015	2.4	7.3	11.2	0.989	22.1	26.3	16.6	<0.14	42.8	<1	90.4	83.5
TPE3745	1.50-	150114-65	09/01/2015	14/01/2015	20/01/2015	-	8.15	33.7	2.11	95.5	131	611	41.1	49.4	<1	61.9	633
TPE3745	2.50-	150114-65	09/01/2015	14/01/2015	20/01/2015	-	7.44	8.97	0.947	15.2	13.5	13.6	<0.14	22.8	<1	15.6	64.3

Monitor Phase 69

Excavation
No furter action

Trial Pit	Sample Depth	SDG ID.	Date Sampled	Received On	Date Complete	Soil Organic Matter (SOM)	pH	Arsenic	Cadmium	Chromium	Copper	Lead	Mercury	Nickel	Selenium	Vanadium	Zinc
					Commercial >1m												
						%	pH Units	mg/kg	mg/kg	mg/kg	mg/kg	mg/kg	mg/kg	mg/kg	mg/kg	mg/kg	mg/kg
TPE3745	3.50-	150114-65	09/01/2015	14/01/2015	20/01/2015	-	6.97	14.7	0.805	15.8	35	20.9	0.453	33	<1	18	82.4
TPE3746	0.50-	150203-46	02/02/2015	03/02/2015	13/02/2015	-	8.22	20	0.221	17	53.6	114	1.4	36.4	<1	27.2	257
TPE3746	0.50-	150219-78	16/02/2015	19/02/2015	08/04/2015	-	8.23	24.5	1.24	14.7	48	109	<0.14	26.8	<1	24.8	240
TPE3746	1.50-	150203-46	02/02/2015	03/02/2015	11/02/2015	-	6.96	11.1	<0.02	14.1	18.2	14.7	<0.14	22.1	<1	15.7	59
TPE3746	1.50-	150219-78	16/02/2015	19/02/2015	08/03/2015	-	7.13	10.7	0.681	17	15.9	15.1	<0.14	26.6	<1	18.7	82.5
TPE3746	2.30-	150219-78	16/02/2015	19/02/2015	08/03/2015	-	7.16	11.3	0.753	13.2	12.7	14.5	<0.14	24.8	<1	14.4	66.7
TPE3787	0.50-	150203-46	02/02/2015	03/02/2015	30/03/2015	6.71	8.38	67.3	1.72	23.2	219	703	1.69	36.9	1.3	27.5	1610
TPE2196	0.50-	150309-39	04/03/2015	09/03/2015	02/04/2015	-	6.41	35.8	0.344	13.9	56.5	38.1	<0.14	25.7	<1	21	79.3
TPE2196	1.50-	150309-39	04/03/2015	09/03/2015	30/03/2015	-	5.96	13.5	0.708	14.2	23	16.9	<0.14	30.3	<1	15.8	86.1
TPE2197	0.50-	150309-39	04/03/2015	09/03/2015	23/04/2015	-	9.08	12.8	0.688	7.19	26.1	81.4	<0.14	8.22	<1	8.2	87.5
TPE2197	1.50-	150309-39	04/03/2015	09/03/2015	31/03/2015	1.12	6.38	8.88	0.986	14.3	16.3	13.9	<0.14	25.4	<1	15	120
TPE2231	0.50-	150309-39	04/03/2015	09/03/2015	02/04/2015	-	6.12	33.7	1.68	15.5	53	48.6	<0.14	22.3	<1	20.7	81.8
TPE2231	1.50-	150309-39	04/03/2015	09/03/2015	31/03/2015	-	4.79	12.2	0.734	14.9	24	17.4	<0.14	29.6	<1	16	92.3
TPE2232	0.50-	150309-45	05/03/2015	09/03/2015	02/04/2015	3.88	6.64	29.6	0.375	15.9	76.7	33.1	<0.14	17.8	<1	24.4	82.2
TPE2232	1.50-	150309-45	05/03/2015	09/03/2015	01/04/2015	-	6.03	7.17	0.555	13.7	30.6	13.7	<0.14	14.8	<1	21.7	85.3
TPE2589	0.50-	150402-82	31/03/2015	02/04/2015	06/05/2015	-	7.99	25.5	0.792	16.3	55.2	68.4	<0.14	21.2	<1	22.5	159
TPE2589	1.50-	150402-82	31/03/2015	02/04/2015	06/05/2015	-	6.58	10.6	0.835	14.7	20.8	44.7	<0.14	22.7	<1	17.9	163
TPE2589	2.50-	150402-82	31/03/2015	02/04/2015	06/05/2015	-	4.89	8.25	0.567	14.9	18.7	15.2	<0.14	32.8	<1	15.3	80.8
TPE2589	3.50-	150402-82	31/03/2015	02/04/2015	06/05/2015	1.19	5.48	11.2	1.14	14.3	49.9	51.6	<1.4	31.8	<10	16	155
TPE2617	0.50-	150312-105	10/03/2015	12/03/2015	08/04/2015	2.48	8.63	26.6	0.92	88.2	78.4	198	1.02	33.2	<1	18.1	513
TPE2619	0.50-	150324-26	19/03/2015	24/03/2015	22/04/2015	-	8.59	21.8	0.798	21.1	71.2	49.7	<0.14	28.5	<1	18	177
TPE2619	1.50-	150324-26	19/03/2015	24/03/2015	20/04/2015	-	8.14	16.4	0.598	15.1	36.2	31.9	<0.14	28.4	<1	15.2	118
TPE2637	0.50-	150402-82	31/03/2015	02/04/2015	06/05/2015	-	6.94	11.8	1.39	12	<14	17.7	<0.14	26.5	<10	14.2	115
TPE2637	1.50-	150402-82	31/03/2015	02/04/2015	06/05/2015	-	6.81	7.84	0.463	14.1	7.68	14.2	<0.14	36.7	<1	13.4	65.5
TPE2744	0.50-	150324-26	19/03/2015	24/03/2015	20/04/2015	-	6.29	43.8	1.06	15.9	107	106	<0.14	26	<1	21.2	384
TPE2744	1.50-	150324-26	19/03/2015	24/03/2015	21/04/2015	-	6.72	35.7	1.08	16.1	72.3	77.9	<0.14	27.6	<1	19.4	350
TPE2745	0.50-	150324-26	19/03/2015	24/03/2015	20/04/2015	-	7	10.9	0.386	10.9	14	11.8	<0.14	21	<1	13.1	57.4
TPE2825	0.50-	150324-26	19/03/2015	24/03/2015	20/04/2015	-	6.64	10.5	0.59	15.1	15.1	18.9	<0.14	37.4	<1	13.8	84.8
TPE2825	1.50-	150324-26	19/03/2015	24/03/2015	20/04/2015	-	6.5	10.8	<0.02	16.5	17.1	20	<0.14	41.3	<1	14.2	90.1
TPE2825	2.50-	150324-26	19/03/2015	24/03/2015	20/04/2015	-	6.03	11.5	0.0262	17.1	33	20.4	<0.14	40.1	<1	15.3	93.7
TPE2843	0.50-	150324-26	19/03/2015	24/03/2015	21/04/2015	-	8.15	45.3	1.99	13.3	80.8	61.8	<0.14	38.1	<1	25.3	153
TPE2843	1.50-	150324-26	19/03/2015	24/03/2015	20/04/2015	-	7.17	10	<0.02	15.2	12.2	12.2	<0.14	27.1	<1	16.5	75.3
TPE2907	0.50-	150324-26	19/03/2015	24/03/2015	22/04/2015	2.55	8.1	16.5	0.647	13.6	36.3	30.2	<0.14	31.3	<1	14.9	94.3
TPE2907	1.50-	150324-26	19/03/2015	24/03/2015	21/04/2015	-	8.43	13.1	<0.02	17.6	21.1	23.1	<0.14	39.7	<1	15.2	97.3
TPE2907	2.50-	150324-26	19/03/2015	24/03/2015	21/04/2015	-	5.14	24.1	0.366	14.9	48.8	34.5	<0.14	28.7	<1	15.6	91.5
TPE2923	0.50-	150324-26	19/03/2015	24/03/2015	21/04/2015	2.33	8.14	20.6	0.969	11.9	44.6	39.4	<0.14	20.6	<1	15.9	162
TPE2923	1.50-	150324-26	19/03/2015	24/03/2015	20/04/2015	-	8.38	11.6	<0.02	13.2	17	19.9	<0.14	26	<1	12.5	83.2
TPE2963	0.50-	150324-26	19/03/2015	24/03/2015	21/04/2015	-	8.05	11.7	0.841	13.5	15.3	16.4	<0.14	22.8	<1	17.8	146
TPE2963	1.50-	150324-26	19/03/2015	24/03/2015	20/04/2015	1.03	6.45	9.78	<0.02	11.7	12.6	11.7	<0.14	22.2	<1	11.7	62
TPE3007	0.50-	150324-26	19/03/2015	24/03/2015	22/04/2015	-	8.11	38.6	1.6	16.2	81.6	99.6	<0.14	19.5	1.1	24.7	370
TPE3007	1.50-	150324-26	19/03/2015	24/03/2015	21/04/2015	0.783	8.09	11.1	0.662	12.1	12.8	15.1	<0.14	23.1	<1	14.4	74.7
TPE3052	0.50-	150324-26	19/03/2015	24/03/2015	21/04/2015	-	7.64	10.6	0.579	13.7	12.3	12.2	<0.14	25.3	<1	15	114
TPE3052	1.50-	150324-26	19/03/2015	24/03/2015	20/04/2015	-	8.01	14.6	<0.2	15.7	17.5	17.2	<1.4	29.1	<10	20.6	120
TPE3286	0.50-	150324-26	19/03/2015	24/03/2015	22/04/2015	-	8.82	28.1	1.69	22.4	82.6	182	0.272	31.2	<1	28.2	474
TPE3286	1.50-	150324-26	19/03/2015	24/03/2015	21/04/2015	-	7.79	32.2	0.82	17.8	66.8	45.1	<0.14	25	1.03	21.8	189
TPE3286	2.50-	150324-26	19/03/2015	24/03/2015	20/04/2015	-	7.27	8.72	<0.02	14	15.6	15.4	<0.14	24.2	<1	13.9	60.6
TPE3286	3.50-	150324-26	19/03/2015	24/03/2015	20/04/2015	-	6.18	7.31	<0.02	15.5	8.03	20.2	<0.14	32.4	<1	12.8	70.9
IP3802 - 7	0.50-	150330-14	25/03/2015	30/03/2015	20/04/2015	-	8.01	21.7	0.83	14.4	51.8	90.1	1.34	25.9	<1	19.3	181
IP3802 - 7	1.50-	150330-14	25/03/2015	30/03/2015	08/04/2015	3.21	7.88	18.8	0.778	15.3	50.8	91.8	0.208	26.8	<1	19.4	172
IP3804 - 6	0.50-	150330-14	25/03/2015	30/03/2015	20/04/2015	-	8.13	12.5	0.658	13.1	28.9	49.8	<0.14	25.1	<1	14.3	115
IP3804 - 8	0.50-	150330-14	25/03/2015	30/03/2015	20/04/2015	2.86	8.03	16.8	0.765	12.8	40.2	98	0.267	23.1	<1	15.5	162
IP3805 - 5	0.50-	150330-14	25/03/2015	30/03/2015	20/04/2015	-	7.7	20.3	0.866	13	48.7	70.9	0.447	24	<1	16.5	176
IP3805 - 5	1.50-	150330-14	25/03/2015	30/03/2015	08/04/2015	-	8.04	22.3	0.922	16.6	51.2	79.2	0.436	26.7	<1	18.4	172
IP3806 - 4	0.50-	150330-14	25/03/2015	30/03/2015	20/04/2015	-	8.18	20.6	0.884	13.7	45.2	100	0.313	25.2	<1	16.8	223
IP3807 - 3	0.50-	150330-14	25/03/2015	30/03/2015	20/04/2015	-	8.3	27	0.92	15.5	52	151	0.306	28.6	<1	17.5	209
IP3807 - 3	1.50-	150330-14	25/03/2015	30/03/2015	08/04/2015	-	8.14	21.5	0.893	17.9	51	141	0.289	27.9	<1	19.9	207
IP3808 - 1	0.50-	150330-14	25/03/2015	30/03/2015	20/04/2015	3.07	8	27.6	0.676	14.4	35.7	54.3	0.279	26.4	<1	16.6	146
IP3808 - 1	1.50-	150330-14	25/03/2015	30/03/2015	08/04/2015	-	8.11	18	0.834	16.9	43.1	111	0.266	29	<1	19.4	174
IP3811 - 2	0.50-	150330-14	25/03/2015	30/03/2015	20/04/2015	-	7.89	19	0.942	14.8	43.6	101	0.28	25.4	<1	17.1	158
TPE2618	0.50-	150221-73	18/02/2015	21/02/2015	07/05/2015		8.74	103	1.76	15.9	104	292	<0.14	33.2	<1	15.7	615
TPE2618	1.50-	150221-73	18/02/2015	21/02/2015	12/03/2015		8.68	27.2	0.809	25.5	82.5	106	0.292	34.6	<1	20.1	303
TPE2618	2.50-	150221-73	18/02/2015	21/02/2015	13/03/2015		8.25	26.1	0.796	15.7	54	44.7	0.299	37.4	<1	21.1	176
TPE2618	3.50-	150221-73	18/02/2015	21/02/2015	13/03/2015		8.52	14.6	0.559	14.1	33.8	28.6	0.248	26.9	<1	15.1	106
TPE2618	4.50-	150221-73	18/02/2015	21/02/2015	13/03/2015		8.25	19.5	0.688	13.6	39.9	49.3	0.149	28.2	<1	17.3	173
TPE2921	0.50-	150108-60	05/01/2015	08/01/2015	15/01/2015		7.09	10.4	<0.02	17.3	20.9	18.6	<0.14	26.9	<1	18.1	92.7
TPE3372	0.50-	150119-2	14/01/2015	19/01/2015	27/01/2015		6.97	12.6	0.449	12.8	26.7	24.1	<0.14	23	<1	14.9	180
TPE3372	1.50-	150119-2	14/01/2015	19/01/2015	27/01/2015		6.39	9.05	<0.02	11.8	17.5	12.5	<0.14	22.2	<1	15	64.9
TPE3372	2.50-	150119-2	14/01/2015	19/01/2015	27/01/2015		5.31	8.27	<0.02	10.4	15.8	10.8	<0.14	18.6	<1	12.9	50.2
IP3810_9	0.50-	150330-16	27/03/2015	30/03/2015	28/04/2015		7.68	17	0.975	15.8	37.1	80.9	<0.14	24.1	<1	19.1	156
IP3810_9	1.50-	150330-16	27/03/2015	30/03/2015	28/04/2015			23	1.1	15.6	57.8	117	0.255	26.3	<1	17.6	218
TPE3747	0.50-	150320-129	18/03/2015	20/03/2015	15/04/2015		6.28	10.7	0.71	15.3	14.3	15.6	<0.14	32.2	<10	18.8	66
TPE3747	1.50-	150320-129	18/03/2015	20/03/2015	15/04/2015		6.1	9.95	0.555	17.2	21.9	27	<0.14	32.8	<1	18.8	75.6
TPE2314	0.50-	150122-84	20/01/2015	22/01/2015	10/03/2015	-	6.79	40.6	1.03	12.8	50.1	34	<0.14	21.6	<1	16.8	89.1
TPE2316	0.50-	150122-84	20/01/2015	22/01/2015	02/02/2015	1.56	6.31	11.7	0.888	12.6	28.3	28.2	<0.14	21.1	<1	14.7	88
TPE2370	0.50-	150122-84	20/01/2015	22/01/2015	02/02/2015		6.37	14.4	0.427	12.3	31.8	17.9	<0.14	23.5	<1	14	83.4
TPE2370	1.50-	150122-84	20/01/2015	22/01/2015	30/01/2015		6.44	12.1	<0.02	15.2	36.2	16.3	<0.14	25.8	<1	20.1	76.4
TPE2609	0.50-	150128-92	27/01/2015	28/01/2015	12/03/2015	-	7.89	31.6	0.249	15.7	68.1	63.9	1.6	25.8	<1	18.4	195
TPE2609	1.00-	150128-92	27/01/2015	28/01/2015	12/03/2015	1.61	6.01	33.9	0.306	14.2	52.7	27.5	<0.14	26.1	<1	16.3	113
TPE2609	2.00-	150128-92	27/01/2015	28/01/2015	05/02/2015	-	5.95	18	<0.2	16.2	96.8	25.5	<1.4	26.8	<10	21.7	83
TPE2865	0.50-	150319-95	13/03/2015	19/03/2015	09/04/2015	3.28	5.86	22.5	1.65	14.6	45.6	34.6	<0.14	26.9	<1	19.1	175
TPE2865	1.50-	150319-95	13/03/2015	19/03/2015	08/04/2015	-	5.45	8.48	0.452	13.1	13.5	11.6	<0.14	24.5	<1	14.3	60.2
TPE2865	2.50-	150319-95	13/03/2015	19/03/2015	08/04/2015	-	6.51	8.97	0.408	12.1	12.2	11.4	<0.14	25.1	<1	12.4	66.7
TPE2905	0.50-	150221-72	19/02/2015	21/02/2015	05/05/2015	-	10.8	28.5	0.643	14.1	114	82.8	<0.14	28.3	<1	17.8	154
TPE2905	1.50-	150221-72	19/02/2015	21/02/2015	13/03/2015	3.86	8.28	27.2	0.953	14.1	52.1	38.2	<0.14	29.1	<1	15.9	114
TPE2905	2.50-	150221-72	19/02/2015	21/02/2015	13/03/2015	-	7.79	23.2	0.888	15.6	48.1	43.2	0.199	33.5	<1	17.3	111
TPE2905	3.50-	150221-72	19/02/2015	21/02/2015	13/03/2015	-	7.89	22	0.774	15.9	44.1	37.8	0.178	33	<1	16.5	105
TPE2905	4.10-	150221-72	19/02/2015	21/02/2015	11/03/2015	-	4.93	15.4	0.466	15.6	20.7	22.6	<0.14	33.4	<1	16.6	66.2
TPE2924	0.50-	150217-34	13/02/2015	17/02/2015	04/03/2015	0.928	6.37	9.97	0.635	12.1	10.5	15.3	<0.14	11.4	<1	22.6	169
TPE2924	1.50-	150217-34	13/02/2015	17/02/2015	28/02/2015	-	7.55	10.4	0.598	12.2	17.4	14.3	<0.14	20.4	<1	12	82.4
TPE3112	0.50-	150223-9	20/02/2015	23/02/2015	17/03/2015		7.19	10.1	<0.02	14.3	18.5	10.5	<0.14	40.2	<1	10.9	46.8
TPE3112	1.50-	150223-9	20/02/2015	23/02/2015	17/03/2015		6.28	6.74	0.463	12.6	9.8	9.74	<0.14	32.5	<1	10	44.2
TPE3112	2.50-	150223-9	20/02/2015	23/02/2015	17/03/2015		7.16	9.6	0.772	14.9	9.91	7.44	<0.14	37	<1	13.2	46.5
TPE3264	0.50-	150401-81	30/03/2015	01/04/2015	02/05/2015		7.83	-	-	-	-	-	-	-	-	-	-

Monitor Phase 69

Excavation

No furter action

Trial Pit	Sample Depth	SDG ID.	Date Sampled	Received On	Date Complete	Aliphatics >C10-C12	Aliphatics >C12-C16	Aliphatics >C16-C21	Aliphatics >C21-C35	Aliphatics >C35-C44	Aliphatics >C5-C6	Aliphatics >C6-C8	Aliphatics >C8-C10	Aromatics >EC10-EC12	Aromatics >EC12-EC16	Aromatics >EC16-EC21	Aromatics >EC21-EC35	Aromatics >EC35-EC44	Aromatics >EC40-EC44	Aromatics >EC5-EC7	Aromatics >EC7-EC8	Aromatics >EC8-EC10	Benzene	Ethylbenzene	GRO Surrogate % recovery**	GRO TOT (Moisture Corrected)	m,p-Xylene	Methyl tertiary butyl ether (MTBE)	o-Xylene	sum of detected BTEX by GC	sum of detected mpo xylene by GC	Toluene	Total Aliphatics & Aromatics >C5-C44	Total Aliphatics >C12-C44	Total Aromatics >EC12-EC44
					Commercial >1m															**71000**	**617000**	**547000**	**5000**									**389000**			
						µg/kg	µg/kg	µg/kg	µg/kg	µg/kg	µg/kg	µg/kg	µg/kg	µg/kg	µg/kg	µg/kg	µg/kg	µg/kg	µg/kg	µg/kg	µg/kg	µg/kg	µg/kg	µg/kg	%	µg/kg	µg/kg	µg/kg	µg/kg	µg/kg	µg/kg	µg/kg	µg/kg	µg/kg	µg/kg
TPE2260	0.50-	150122-84	20/01/2015	22/01/2015	02/02/2015	1700	5060	48300	111000	19600	<40	57.3	187	1140	1180	21900	76200	19700	7300	<40	<40	125	<40	<12	117	3220	<24	<20	<12	<24	<9	<8	306000	183000	119000
TPE2260	1.50-	150122-84	20/01/2015	22/01/2015	02/02/2015	<40	7440	104000	59900	<100	<40	<40	<40	<40	<100	7900	16900	3400	1720	<40	<40	<40	<40	<12	101	<176	<24	<20	<12	<24	<9	<8	199000	171000	28200
TPE2294	0.50-	150122-84	20/01/2015	22/01/2015	02/02/2015	<40	<100	11600	65600	20200	<40	<40	<40	<40	<100	7110	69300	30600	11100	<40	<40	<40	<40	<12	88	<176	<24	<20	<12	<24	<9	<8	205000	97500	107000
TPE2294	1.50-	150122-84	20/01/2015	22/01/2015	30/01/2015	1890	339000	316000	137000	10400	<40	84	505	1260	13200	64000	46800	3960	<100	<40	<40	346	<40	<12	112	4110	<24	<20	<12	<24	<9	<8	934000	802000	128000
TPE2295	0.50-	150122-84	20/01/2015	22/01/2015	02/02/2015	1070	191000	1620000	3230000	388000	<40	368	576	710	53600	936000	2850000	371000	116000	<40	<40	384	<40	<12	93	3140	<24	<20	<12	<24	<9	<8	9640000	5430000	4210000
TPE2295	1.50-	150122-84	20/01/2015	22/01/2015	02/02/2015	5420	489000	2440000	3170000	331000	<40	470	3540	3620	45600	576000	1250000	249000	87800	<40	<40	2360	<40	<12	75	15400	<24	<20	<12	<24	<9	<8	8560000	6430000	2120000
TPE2309	0.50-	150122-84	20/01/2015	22/01/2015	02/02/2015	<40	<100	<100	2440	<100	<40	<40	<40	<40	<100	2110	4260	<100	<100	<40	<40	<40	<40	<12	102	<176	<24	<20	<12	<24	<9	<8	8800	2440	6360
TPE2309	1.50-	150122-84	20/01/2015	22/01/2015	30/01/2015	56100	584000	267000	251000	32400	<40	390	15900	37400	10400	65500	94600	18300	5410	<40	<40	10600	<40	<12	121	120000	<24	<20	<12	<24	<9	<8	1440000	1130000	189000
TPE2310	0.50-	150122-84	20/01/2015	22/01/2015	02/02/2015	3380	311000	1760000	1640000	69000	<40	469	2470	2250	157000	1220000	1570000	117000	37800	<40	<40	1650	<40	<12	71	10200	<24	<20	<12	<24	<9	<8	6870000	3790000	3070000
TPE2310	1.50-	150122-84	20/01/2015	23/01/2015	30/01/2015	173000	814000	2010000	1550000	60900	523	21100	147000	115000	46900	439000	501000	44800	17000	266	<200	97800	266	<60	102	555000	<120	<100	<60	266	<9	<40	6020000	4430000	1030000
TPE2311	0.50-	150122-84	20/01/2015	23/01/2015	02/02/2015	40.6	<100	<100	<100	<100	<40	<40	<40	<40	<100	<100	<100	<100	<100	<40	<40	<40	<40	<12	123	<176	<24	<20	<12	<24	<9	<8	<100	<100	<100
TPE2311	1.50-	150122-84	20/01/2015	22/01/2015	30/01/2015	60200	232000	40700	86800	7080	<40	1580	31700	40100	13200	7910	25300	1600	<100	<40	<40	21100	<40	<12	85	155000	<24	<20	<12	<24	<9	<8	569000	367000	48000
TPE2312	0.50-	150122-84	20/01/2015	22/01/2015	02/02/2015	<40	<100	<100	<100	<100	<40	<40	<40	<40	<100	<100	<100	<100	<100	<40	<40	<40	<40	<12	109	<176	<24	<20	<12	<24	<9	<8	<100	<100	<100
TPE2341	0.50-	150122-84	20/01/2015	23/01/2015	02/02/2015	622000	1160000	56100	208000	29700	<200	9890	255000	415000	353000	34500	169000	41200	17500	<200	440	170000	<200	<60	108	1470000	<120	124	<60	440	<9	440	3530000	1460000	598000
TPE2341	1.50-	150122-84	20/01/2015	23/01/2015	30/01/2015	395000	508000	40200	31400	10800	5820	104000	257000	263000	22300	10500	7750	<100	<100	2050	4780	172000	2050	<60	131	1210000	<120	3000	<60	6830	<9	4780	1830000	590000	40600
TPE2342	0.50-	150122-84	20/01/2015	22/01/2015	02/02/2015	<40	<100	<100	2840	<100	<40	<40	<40	<40	<100	<100	1430	<100	<100	<40	<40	<40	<40	<12	89	<176	<24	<20	<12	<24	<9	<8	4280	2840	1430
TPE2342	1.50-	150122-84	20/01/2015	22/01/2015	02/02/2015	183000	79500	16700	21400	<100	732	55600	205000	122000	22900	10200	14900	1170	<100	1320	<200	136000	1320	<60	99	703000	<120	<100	<60	1320	<9	<40	870000	118000	49200
TPE2343	0.50-	150122-84	20/01/2015	22/01/2015	02/02/2015	<40	<100	<100	<100	<100	<40	<40	<40	<40	<100	<100	<100	<100	<100	<40	<40	<40	<40	<12	89	<176	<24	<20	<12	<24	<9	<8	<100	<100	<100
TPE2343	1.50-	150122-84	20/01/2015	22/01/2015	02/02/2015	442000	256000	9520	11800	<100	580	47500	202000	294000	53500	5460	9300	<100	<100	737	<200	135000	737	<60	96	1120000	<120	<100	<60	737	<9	<40	1470000	277000	68200
TPE2344	0.50-	150122-84	20/01/2015	22/01/2015	02/02/2015	14200	58600	93400	90300	5810	115	9450	10800	9460	10400	35800	86300	14300	6530	75	<40	7200	75	<12	96	51500	<24	239	<12	75	<9	<8	446000	248000	147000
TPE2366	0.50-	150122-84	20/01/2015	22/01/2015	02/02/2015	<40	<100	541	3850	<100	<40	<40	<40	<40	<100	<100	426	<100	<100	<40	<40	<40	<40	<12	95	<176	<24	<20	<12	<24	<9	<8	4820	4390	426
TPE2366	1.50-	150122-84	20/01/2015	22/01/2015	30/01/2015	34300	131000	1590	963	<100	<40	4570	20500	22900	4190	<100	<100	<100	<100	<40	<40	13700	<40	<12	84	96000	<24	<20	<12	<24	<9	<8	234000	134000	4190
TPE2367	0.50-	150122-84	20/01/2015	22/01/2015	02/02/2015	70800	2810000	2620000	1130000	105000	5010	54500	72700	47200	318000	621000	630000	123000	51700	339	<40	48500	339	<12	81	299000	<24	<20	<12	339	<9	<8	8660000	6670000	1690000
TPE2367	1.50-	150122-84	20/01/2015	23/01/2015	30/01/2015	259000	1320000	1340000	1440000	140000	13700	127000	198000	172000	521000	867000	1590000	328000	127000	825	<200	132000	825	<60	97	902000	<120	<100	<60	825	<9	<40	8450000	4240000	3300000
TPE2368	0.50-	150122-84	20/01/2015	22/01/2015	02/02/2015	12500	2190000	1470000	333000	21200	<40	83.8	1110	8360	226000	414000	222000	36100	11800	<40	<40	739	<40	<12	92	22800	<24	<20	<12	<24	<9	<8	4930000	4010000	899000
TPE2368	1.50-	150122-84	20/01/2015	22/01/2015	29/01/2015	166000	609000	474000	129000	10000	4800	114000	106000	111000	28800	71500	38600	3190	1090	1160	<200	70700	1160	<60	156	573000	<120	<100	<60	1160	<9	<40	1940000	1220000	142000
TPE2369	0.50-	150122-84	20/01/2015	22/01/2015	02/02/2015	1380	110000	315000	118000	9380	<40	116	190	918	1820	27600	37100	11100	5030	<40	<40	136	<40	<12	97	2770	<24	<20	<12	<24	<9	<8	633000	552000	77600
TPE2369	1.50-	150122-84	20/01/2015	22/01/2015	30/01/2015	10500	757000	749000	189000	2880	266	5800	8410	6990	171000	238000	73500	<100	<100	71.5	<10	5610	71.5	<3	109	37800	<6	123	<3	71.5	<9	<2	2220000	1700000	483000
TPE2402	0.50-	150127-17	21/01/2015	27/01/2015	04/02/2015	61800	2550000	2420000	725000	96100	2020	69300	69700	41200	132000	346000	206000	59400	23900	1230	<40	46500	1230	<12	101	292000	<24	<20	<12	1230	<9	<8	6820000	5790000	743000
TPE2402	1.50-	150127-17	21/01/2015	27/01/2015	04/02/2015	31900	278000	278000	75700	4080	932	21000	19200	21300	137000	137000	53000	4920	1840	301	<40	12800	301	<12	94	107000	<24	<20	<12	301	<9	<8	1080000	636000	332000
TPE2403	0.50-	150127-17	21/01/2015	27/01/2015	04/02/2015	46600	1710000	1910000	486000	3450	7350	49900	41700	31100	153000	368000	132000	10500	5460	775	<40	27800	775	<12	83	205000	<24	<20	<12	775	<9	<8	4980000	4110000	664000
TPE2403	1.50-	150127-17	21/01/2015	27/01/2015	03/02/2015	42400	884000	915000	251000	3830	3570	32100	31700	28200	357000	388000	117000	3940	1520	397	<40	21100	397	<12	87	159000	<24	<20	<12	397	<9	<8	3080000	2050000	867000
TPE2493	0.50-	150221-57	17/02/2015	21/02/2015	30/04/2015	556	41700	94100	209000	57900	62.7	109	99	371	2260	18100	121000	47900	19800	<40	<40	66	<40	<12	75	1260	<24	<20	<12	<24	<9	<8	593000	403000	189000
TPE2493	1.50-	150221-57	17/02/2015	21/02/2015	10/03/2015	<40	964000	1330000	1500000	155000	<40	<40	<40	<40	186000	404000	839000	130000	43300	<40	<40	<40	<40	<12	109	<176	<24	<20	<12	<24	<9	<8	5520000	3960000	1560000
TPE2493	2.50-	150221-57	17/02/2015	21/02/2015	12/03/2015	2290	2000	6480	12600	1710	118	381	1200	1520	<100	2300	11800	5310	2920	<40	<40	801	<40	<12	113	6310	<24	<20	<12	<24	<9	<8	48500	22800	19400
TPE2493	3.50-	150221-57	17/02/2015	21/02/2015	10/03/2015	975	104000	189000	497000	58000	72	402	712	650	27700	108000	358000	61100	25200	<40	<40	474	<40	<12	81	3290	<24	<20	<12	<24	<9	<8	1410000	847000	555000
TPE2493	4.50-	150221-57	17/02/2015	21/02/2015	10/03/2015	11300	207000	269000	468000	134000	182	2210	6510	7530	24900	91800	299000	113000	46000	<40	<40	4340	<40	<12	123	32100	<24	<20	<12	<24	<9	<8	1640000	1080000	529000
TPE2494	0.50-	150221-57	17/02/2015	21/02/2015	01/05/2015	<40	<100	4460	26400	8660	<40	<40	<40	<40	<100	21500	<100	11500	4660	<40	<40	<40	<40	<12	82	<176	<24	<20	<12	<24	<9	<8	72600	39500	33100
TPE2494	1.50-	150221-57	17/02/2015	21/02/2015	10/03/2015	<40	20400	50800	91400	32000	<40	<40	<40	<40	4250	20800	78500	40100	16700	<40	<40	<40	<40	<12	76	<176	<24	<20	<12	<24	<9	<8	338000	195000	144000
TPE2494	2.50-	150221-57	17/02/2015	21/02/2015	10/03/2015	<40	21900	50800	101000	33800	<40	<40	<40	<40	2070	12500	57800	27100	10400	<40	<40	<40	<40	<12	76	<176	<24	<20	<12	<24	<9	<8	307000	207000	99500
TPE2494	3.50-	150221-57	17/02/2015	21/02/2015	10/03/2015	71.5	14900	34700	69900	18700	<40	66	131	47.3	2000	8300	36200	18200	7540	<40	<40	88	<40	<12	71	415	<24	<20	<12	<24	<9	<8	203000	138000	64700
TPE2521	0.50-	150128-92	27/01/2015	28/01/2015	05/02/2015	945	1100	1640	2390	675	<40	455	857	629	578	2370	9160	5420	2630	<40	<40	572	<40	<12	103	3490	<24	<20	<12	<24	<9	<8	26800	5810	17500
TPE2521	1.50-	150128-92	27/01/2015	28/01/2015	05/02/2015	3000	2250	5270	18300	11700	<40	167	1310	2000	<100	2470	18700	17500	8610	<40	<40	871	<40	<12	91	7370	<24	<20	<12	<24	<9	<8	83600	37500	38700
TPE2521	2.50-	150128-92	27/01/2015	28/01/2015	05/02/2015	350	38800	87400	108000	22800	<40	57.1	112	234	3610	28400	86500	27300	11000	<40	<40	75.5	<40	<12	95	844	<24	<20	<12	<24	<9	<8	403000	257000	146000
TPE2521	3.50-	150128-92	27/01/2015	28/01/2015	04/02/2015	<40	9730	23800	47000	12300	<40	<40	<40	<40	1680	10700	44800	15500	6080	<40	<40	<40	<40	<12	124	<176	<24	<20	<12	<24	<9	<8	166000	92900	72700
TPE2522	0.50-	150129-105	28/01/2015	29/01/2015	09/02/2015	<40	1280	13000	56000	21400	<40	<40	<40	<40	<100	5610	53900	34100	14000	<40	<40	<40	<40	<12	79	<176	<24	<20	<12	<24	<9	<8	185000	91700	93600
TPE2522	1.50-	150129-105	28/01/2015	29/01/2015	07/02/2015	727	8840	19500	45000	11600	<40	278	608	485	1740	10300	36400	16900	7130	<40	<40	405	<40	<12	85	2530	<24	<20	<12	<24	<9	<8	153000	84900	65300
TPE2523	0.50-	150129-105	28/01/2015	29/01/2015	09/02/2015	4200	93400	83800	152000	54200	<40	231	1730	2800	27100	51800	128000	59200	22400	<40	<40	1210	<40	<12	71	10200	<24	<20	49.4	49.4	49.4	<8	659000	383000	266000
TPE2523	1.50-	150129-105	28/01/2015	29/01/2015	07/02/2015	<40	<100	4140	14200	4670	<40	<40	<40	<40	<100	934	11000	11400	6010	<40	<40	<40	<40	<12	88	<176	<24	<20	<12	<24	<9	<8	46300	23000	23300
TPE2524	0.50-	150129-105	28/01/2015	29/01/2015	09/02/2015	1480	24100	28000	46200	10800	<40	66.2	343	985	167	3470	14300	5340	2150	<40	<40	229	<40	<12	88	3110	<24	<20	<12	<24	<9	<8	136000	109000	23300
TPE2524	1.50-	150129-105	28/01/2015	29/01/2015	09/02/2015	3050	55900	74100	126000	28000	<40	282	1210	2030	8740	34900	107000	33300	13600	<40	<40	820	<40	<12	80	7440	<24	<20	<12	<24	<9	12.7	476000	285000	184000
TPE2524	2.50-	150129-105	28/01/2015	29/01/2015	08/02/2015	2670	64700	89300	162000	42600	<40	195	858	1780	17900	42700	120000	43500	18100	<40	<40	591	<40	<12	87	6120	<24	<20	<12	<24	<9	<8	589000	358000	224000
TPE2525	0.50-	150129-105	28/01/2015	29/01/2015	09/02/2015	<40	2270	12900	37400	9400	<40	<40	70.2	<40	<100	<100	9380	7490	2780	<40	<40	46.8	<40	<12	81	<176	<24	<20	<12	<24	<9	<8	79000	62000	16900
TPE2525	1.50-	150129-105	28/01/2015	29/01/2015	09/02/2015	<40	7460	8080	15000	1250	<40	<40	<40	<40	<100	4020	17000	8360	3380	<40	<40	<40	<40	<12	88	<176	<24	<20	<12	<24	<9	<8	61200	31800	29300
TPE2526	0.50-	150128-92	27/01/2015	28/01/2015	12/03/2015	<40	1730	10200	31400	7150	<40	<40	<40	<40	711	2650	16900	7820	2630	<40	<40	<40	<40	<12	86	<176	<24	<20	<12	<24	<9	<8	78700	50500	28100
TPE2526	1.60-	150128-92	27/01/2015	28/01/2015	05/02/2015	1430	26300	45200	50400	13300	<40	112	591	954	1810	6910	20400	7730	2720	<40	<40	394	<40	<12	104	3500	<24	<20	<12	<24	<9	<8	176000	135000	36800
TPE2527	0.50-	150129-105	28/01/2015	29/01/2015	09/02/2015	994	14500	38800	69000	22200	<40	72.3	156	662	837	8040	33800	18600	8320	<40	<40	106	<40	<12	71	2010	<24	<20	<12	<24	<9	<8	208000	144000	61300
TPE2527	0.50-	150221-57	17/02/2015	21/02/2015	01/05/2015	<40	485	7340	42000	14900	<40	<40	<40	<40	<100	4530	41300	25100	10000	<40	<40	<40	<40	<12	67	<176	<24	<20	<12	<24	<9	<8	136000	64700	70900
TPE2527	1.50-	150221-57	17/02/2015	21/02/2015	11/03/2015	294	1380	13200	50800	17400	<40	67.7	158	196	2600	8250	55400	33500	15000	<40	<40	117	<40	<12	74	854	<24	<20	<12	<24	<9	<8	183000	82700	99700
TPE2527	1.80-	150129-105	28/01/2015	29/01/2015	09/02/2015	<40	3870	10200	23800	5210	<40	<40	<40	<40	371	4050	22900	9750	3930	<40	<40	<40	<40	<12	94	<176	<24	<20	<12	<24	<9	<8	80100	43000	37100
TPE2527	2.50-	150129-105	28/01/2015	29/01/2015	09/02/2015	7870	17200	20500	36300	8960	<40	409	2920	5250	506	4890	23500	9590	3960	<40	<40	2150	<40	92.2	86	18600	<24	<20	106	198	106	<8	140000	82900	38500
TPE2527	2.50-	150221-57	17/02/2015	21/02/2015	11/03/2015	50.6	21300	85000	172000	68900	<40	<40	<40	<40	7960	56000	177000	104000	48100	<40	<40	<40	<40	<12	70	<176	<24	<20	<12	<24	<9	<8	692000	347000	344000
TPE2527	3.50-	150221-57	17/02/2015	21/02/2015	11/03/2015	<40	4400	23900	49300	11500	<40	<40	<40	<40	1190	5320	35700	19300	7970	<40	<40	<40	<40	<12	116	<176	<24	<20	<12	<24	<9	<8	151000	89100	61500
TPE2527	4.50-	150221-57	17/02/2015	21/02/2015	10/03/2015	<40	16800	51700	89400	22300	<40	<40	<40	<40	6690	34400	86600	36900	15900	<40	<40	<40	<40	<12	80	<176	<24	<20	<12	<24	<9	<8	345000	180000	165000
TPE2528	0.50-	150128-92	27/01/2015	28/01/2015	05/02/2015	<40	1670	5400	18000	7770	<40	<40	<40	<40	909	2250	10900	9230	5120	<40	<40	<40	<40	<12	77	<176	<24	<20	<12	<24	<9	<8	56200	32800	23300
TPE2538	0.50-	150123-119	22/01/2015	23/01/2015	02/02/2015	<40	4580	49100	119000	32200	65.3	77.4	56.9	<40	<100	10900	90300	51600	21800	<40	<40	<40	<40	<12	85	294	<24	<20	<12	<24	<9	<8	358000	204000	153000
TPE2538	1.50-	150123-119	22/01/2015	23/01/2015	02/02/2015	32500	204000	284000	237000	42100	1180	13500	29500	21700	75200	119000	142000	36400	13800	50	<40	19700	50	<12	100	118000	<24	<20	<12	50	<9	<8	1260000	768000	373000
TPE2570	1.00-	150128-92	27/01/2015	28/01/2015	05/02/2015	<40	3730	22000	101000	57300	<40	<40	<40	<40	393	8250	79700	60800	22500	<40	<40	<40	<40	<12	93	<176	<24	<20	<12	<24	<9	<8	333000	184000	149000
TPE2570	2.00-	150128-92	27/01/2015	28/01/2015	05/02/2015	<40	93200	72600	95600	22000	<40	<40	<40	<40	10800	29300	57000	24900	10100	<40	<40	<40	<40	<12	113	<176	<24	<20	<12	<24	<9	<8	405000	283000	122000
TPE2570	2.50-	150128-92	27/01/2015	28/01/2015	05/02/2015	1140	13600	10900	17200	3090	<40	44.2	427	759	996	2990	7980	3620	1250	<40	<40	285	<40	<12	93	2670	<24	<20	<12	<24	<9	<8	63100	44800	15600
TPE2571	0.50-	150129-105	28/01/2015	29/01/2015	16/03/2015	<40	4780	26300	103000	48100	<40	<40	<40	<40	1240	14400	97700	64800	24700	<40	<40	<40	<40	<12	83	<176	<24	<20	<12	<24	<9	<8	360000	182000	178000
TPE2571	1.50-	150129-105	28/01/2015	29/01/2015	09/02/2015	<40	8320	23800	62300	27400	<40	<40	<40	<40	1570	11500	60300	39600	15400	<40	<40	<40	<40	<12	94	<176	<24	<20	<12	<24	<9	<8	235000	122000	113000
TPE2571	2.50-	150129-105	28/01/2015	29/01/2015	07/02/2015	<40	2690	12700	35500	10800	<40	<40	<40	<40	145	4870	38200	21500	8040	<40	<40	<40	<40	<12	81	<176	<24	<20	<12	<24	<9	<8	126000	61600	64700
TPE2571	3.50-	150129-105	28/01/2015	29/01/2015	07/02/2015	<40	<100	6290	33900	20900	<40	<40	<40	<40	<100	1880	26700	27100	12000	<40	<40	<40	<40	<12	86	<176	<24	<20	<12	<24	<9	<8	117000	61100	55700
TPE2572	0.50-	150129-105	28/01/2015	29/01/2015	16/03/2015	863	68500	154000	337000	85900	<40	104	568	575	14900	60300	309000	137000	54900	<40	<40	379	<40	<12	74	2500	<24	<20	<12	<24	<9	<8	1170000	645000	522000
TPE2573	0.50-	150129-105	28/01/2015	29/01/2015	17/03/2015	<40	9010	53200	215000	71600	<40	<40	<40	<40	<100	8740	157000	107000	43000	<40	<40	<40	<40	<12	124	<176	<24	<20	<12	<24	<9	<8	621000	348000	273000
TPE2573	1.50-	150129-105	28/01/2015	29/01/2015	09/02/2015	3080	30600	68900	109000	27800	<40	85.5	723	2050	7390	39900	95000	41400	18000	<40	<40	503	<40	<12	131	6480	<24	<20	<12	<24	<9	<8	427000	236000	184000
TPE2574	0.50-	150128-92	27/01/2015	28/01/2015	12/03/2015	<40	7320	23600	60000	15900	<40	<40	<40	<40	2190	8210	33100	13700	4620	<40	<40	<40	<40	<12	89	<176	<24	<20	<12	<24	<9	<8	164000	107000	57100
TPE2574	1.20-	150128-92	27/01/2015	28/01/2015	05/02/2015	1250	<100	2650	15600	7140	<40	76.6	425	832	<100	362	3410	3830	1550	<40	<40	283	<40	<12	84	2880	<24	<20	<12	<24	<9	<8	35900	25400	7590
TPE2574	2.10-	150128-92	27/01/2015	28/01/2015	05/02/2015	162	29400	54100	72800	21200	<40	68	204	108	2030	7410	22100	9870	3790	<40	<40	310	<40	25.9	100	876	82	<20	65.8	188	148	14	220000	178000	41400
TPE2574	2.40-	150128-92	27/01/2015	28/01/2015	05/02/2015	1030	19200	37100	83200	22700	<40	93.4	400	686	1320	7530	35200	19200	8040	<40	<40	266	<40	<12	86	2490	<24	<20	<12	<24	<9	<8	228000	162000	63300
TPE2575	0.50-	150128-92	27/01/2015	28/01/2015	12/03/2015	590	1410	10500	49700	16000	<40	140	376	393	987	4550	34500	19700	7160	<40	<40	271	<40	<12	102	1800	<24	<20	<12	<24	<9	<8	139000	77600	59700
TPE2575	1.50-	150128-92	27/01/2015	28/01/2015	05/02/2015	<40	1070	6220	23700	10100	<40	<40	<40	<40	<100	1610	17200	14000	6300	<40	<40	<40	<40	<12	88	<176	<24	<20	<12	<24	<9	<8	73900	41100	32800
TPE2575	2.50-	150128-92	27/01/2015	28/01/2015	05/02/2015	<40	1320	8250	35400	9140	<40	<40	<40	<40	438	2090	15800	9740	3870	<40	<40	<40	<40	<12	105	<176	<24	<20	<12	<24	<9	<8	82200	54100	28100
TPE2575	3.30-	150128-92	27/01/2015	28/01/2015	05/02/2015	<40	<100	<100	3450	<100	<40	<40	<40	<40	<100	<100	1940	557	<100	<40	<40	<40	<40	<12	101	<176	<24	<20	<12	<24	<9	<8	5950	3450	2500
TPE2575	4.00-	150128-92	27/01/2015	28/01/2015	05/02/2015	<40	1070	4670	16900	7430	<40	<40	<40	<40	400	1980	13300	8330	3400	<40	<40	<40	<40	<12	103	<176	<24	<20	<12	<24	<9	<8	54000	30000	24000
TPE2576	0.50-	150128-92	27/01/2015	28/01/2015	12/03/2015	<40	<100	8860	34500	11600	<40	<40	<40	<40	1030	3270	20500	10600	3800	<40	<40	<40	<40	<12	97	<176	<24	<20	<12	<24	<9	<8	90400	55000	35400
TPE2576	1.70-	150128-92	27/01/2015	28/01/2015	05/02/2015	2010	55400	71700	119000	29200	<40	535	1590	1340	3310	16900	69000	29700	12100	<40	<40	1060	<40	<12	126	6580	<24	<20	<12	<24	<9	<8	401000	275000	119000
TPE2577	0.50-	150221-57	17/02/2015	21/02/2015	05/05/2015	136	4770	23200	50200	20000	<40	127	148	90	4010	12100	49100	33300	14200	<40	<40	115	<40	<12	88	646	<24	<20	<12	<24	<9	<8	197000	98100	98600
TPE2577	1.50-	150221-57	17/02/2015	21/02/2015	10/03/2015	<40	3810	16400	53700	19300	<40	<40	<40	<40	1280	4820	33100	24900	10900	<40	<40	<40	<40	<12	80	<176	<24	<20	<12	<24	<9	<8	157000	93200	64100
TPE2577	2.50-	150221-57	17/02/2015	21/02/2015	10/03/2015	<40	5560	16000	53300	13500	<40	<40	<40	<40	<100	3910	37200	18800	8110	<40	<40	<40	<40	<12	86	<176	<24	<20	<12	<24	<9	<8	148000	88400	59900
TPE2577	3.50-	150221-57	17/02/2015	21/02/2015	10/03/2015	<40	1490	6520	39500	47600	<40	<40	<40	<40	6400	40000	127000	90000	44600	<40	<40	<40	<40	<12	81	<176	<24	<20	<12	<24	<9	<8	358000	95100	263000
TPE2578	0.50-	150221-73	18/02/2015	21/02/2015	11/05/2015	<40	68000	149000	306000	71900	<40	<40	<40	<40	14500	60900	245000	85000	35200	<40	<40	<40	<40	<12	88	<176	<24	<20	<12	<24	<9	<8	1000000	594000	406000
TPE2578	1.50-	150221-73	18/02/2015	21/02/2015	12/03/2015	204	31400	61800	140000	42100	<40	70.4	211	135	2880	16400	96400	45500	18200	<40	<40	144	<40	<12	104	783	<24	<20	<12	<24	<9	<8	438000	276000	161000
TPE2578	2.50-	150221-73	18/02/2015	21/02/2015	12/03/2015	436	57200	69900	155000	41900	<40	49.1	226	290	3340	18900	86600	41800	16600	<40	<40	151	<40	<12	78	1170	<24	<20	<12	<24	<9	<8	476000	324000	151000
TPE2578	3.50-	150221-73	18/02/2015	21/02/2015	13/03/2015	<40	10400	34300	172000	29500	<40	<40	<40	<40	2680	14800	95800	26400	9720	<40	<40	<40	<40	<12	79	<176	<24	<20	<12	<24	<9	<8	385000	246000	140000
TPE2578	4.50-	150221-73	18/02/2015	21/02/2015	13/03/2015	31900	207000	110000	167000	39700	232	5190	13900	21300	47600	75700	182000	67300	26600	<40	<40	9300	<40	<12	88	81900	<24	<20	<12	<24	<9	<8	978000	523000	373000
TPE2579	0.50-	150221-73	18/02/2015	21/02/2015	11/05/2015	<40	3250	13800	62200	20200	<40	<40	<40	<40	1650	6360	46100	22800	9280	<40	<40	<40	<40	<12	76	<176	<24	<20	<12	<24	<9	<8	176000	99500	76900
TPE2579	1.50-	150221-73	18/02/2015	21/02/2015	12/03/2015	<40	2150	14300	57000	25700	<40	<40	<40	<40	2090	12500	87300	44700	20200	<40	<40	<40	<40	<12	78	<176	<24	<20	<12	<24	<9	<8	246000	99100	147000
TPE2579	2.50-	150221-73	18/02/2015	21/02/2015	12/03/2015	<40	4990	32300	106000	32500	<40	<40	<40	<40	934	9330	87200	45900	20600	<40	<40	<40	<40	<12	92	<176	<24	<20	<12	<24	<9	<8	319000	176000	143000
TPE2579	3.50-	150221-73	18/02/2015	21/02/2015	12/03/2015	386	268	9740	53600	12700	249	2400	540	258	1050	6580	60300	18900	6730	<40	<40	369	<40	<12	69	4210	<24	<20	<12	<24	<9	<8	167000	76300	86900
TPE2579	4.50-	150221-73	18/02/2015	21/02/2015	12/03/2015	<40	3790	25300	124000	41900	<40	<40	<40	<40	403	7300	85500	53800	<100	<40	<40	<40	<40	<12	62	<176	<24	<20	<12	<24	<9	<8	342000	195000	147000
TPE2580	0.50-	150221-73	18/02/2015	21/02/2015	01/05/2015	<40	2030	15400	65200	10500	<40	<40	<40	<40	<100	4070	37600	19800	8700	<40	<40	<40	<40	<12	76	<176	<24	<20	<12	<24	<9	<8	155000	93100	61500
TPE2580	1.50-	150221-73	18/02/2015	21/02/2015	13/03/2015	<40	<100	4960	20400	5740	<40	<40	<40	<40	<100	5170	32700	18700	9210	<40	<40	<40	<40	<12	79	<176	<24	<20	<12	<24	<9	<8	87700	31100	56600
TPE2580	2.50-	150221-73	18/02/2015	21/02/2015	13/03/2015	<40	<100	9960	64400	11200	<40	<40	<40	<40	<100	4870	44000	10200	3660	<40	<40	<40	<40	<12	88	<176	<24	<20	<12	<24	<9	<8	145000	85500	59100

Monitor Phase 69

Excavation

No furter action

Trial Pit	Sample Depth	SDG ID.	Date Sampled	Received On	Date Complete	Aliphatics >C10-C12	Aliphatics >C12-C16	Aliphatics >C16-C21	Aliphatics >C21-C35	Aliphatics >C35-C44	Aliphatics >C5-C6	Aliphatics >C6-C8	Aliphatics >C8-C10	Aromatics >EC10-EC12	Aromatics >EC12-EC16	Aromatics >EC16-EC21	Aromatics >EC21-EC35	Aromatics >EC35-EC44	Aromatics >EC40-EC44	Aromatics >EC5-EC7	Aromatics >EC7-EC8	Aromatics >EC8-EC10	Benzene	Ethylbenzene	GRO Surrogate % recovery**	GRO TOT (Moisture Corrected)	m,p-Xylene	Methyl tertiary butyl ether (MTBE)	o-Xylene	sum of detected BTEX by GC	sum of detected mpo xylene by GC	Toluene	Total Aliphatics & Aromatics >C5-C44	Total Aliphatics >C12-C44	Total Aromatics >EC12-EC44
					Commercial >1m															**71000**	**617000**	**547000**	**5000**									**389000**			
						µg/kg	µg/kg	µg/kg	µg/kg	µg/kg	µg/kg	µg/kg	µg/kg	µg/kg	µg/kg	µg/kg	µg/kg	µg/kg	µg/kg	µg/kg	µg/kg	µg/kg	µg/kg	µg/kg	%	µg/kg	µg/kg	µg/kg	µg/kg	µg/kg	µg/kg	µg/kg	µg/kg	µg/kg	µg/kg
TPE2580	3.50-	150221-73	18/02/2015	21/02/2015	12/03/2015	<40	360	4560	23800	7910	<40	<40	<40	<40	<100	807	7070	5120	2440	<40	<40	<40	<40	<12	91	<176	<24	<20	<12	<24	<9	<8	49600	36600	13000
TPE2580	4.50-	150221-73	18/02/2015	21/02/2015	13/03/2015	168	4620	24700	64600	19500	<40	44.5	149	112	<100	11800	67300	33600	14300	<40	<40	99.2	<40	<12	106	586	<24	<20	<12	<24	<9	<8	227000	113000	113000
TPE2610	0.50-	150129-105	28/01/2015	29/01/2015	16/03/2015	1610	71800	196000	560000	267000	40.7	764	1070	1070	36100	174000	644000	337000	137000	<40	<40	762	<40	<12	74	5330	<24	<20	46.2	46.2	46.2	<8	2290000	1090000	1190000
TPE2610	1.50-	150129-105	28/01/2015	29/01/2015	07/02/2015	659	<100	16400	24900	<100	<40	113	240	440	474	4430	16400	7400	3930	<40	<40	161	<40	<12	87	1640	<24	<20	<12	<24	<9	<8	71700	41300	28800
TPE2611	0.50-	150129-105	28/01/2015	29/01/2015	16/03/2015	<40	17900	171000	405000	119000	<40	<40	<40	<40	<100	14500	326000	278000	121000	<40	<40	<40	<40	<12	81	<176	<24	<20	<12	<24	<9	<8	1330000	712000	619000
TPE2612	0.50-	150128-92	27/01/2015	28/01/2015	12/03/2015	3140	176000	294000	633000	146000	<40	121	893	2090	17200	72600	213000	75000	29000	<40	<40	645	<40	<12	82	6910	<24	<20	28.5	28.5	28.5	<8	1630000	1250000	378000
TPE2613	0.50-	150221-57	17/02/2015	21/02/2015	05/05/2015	<40	36800	85700	71500	25400	<40	<40	<40	<40	1470	7790	24900	11600	4400	<40	<40	<40	<40	<12	81	<176	<24	<20	<12	<24	<9	<8	265000	219000	45700
TPE2625	0.50-	150127-17	21/01/2015	27/01/2015	04/02/2015	<40	2330	5610	8370	<100	<40	<40	<40	<40	<100	<100	991	<100	<100	<40	<40	<40	<40	<12	142	<176	<24	<20	<12	<24	<9	<8	17300	16300	991
TPE2625	1.50-	150127-17	21/01/2015	27/01/2015	04/02/2015	56600	832000	416000	234000	21300	50.9	4110	30700	37700	153000	184000	144000	23800	9610	<40	<40	20500	<40	<12	87	150000	<24	<20	<12	<24	<9	<8	2160000	1500000	505000
TPE2626	0.50-	150127-17	21/01/2015	27/01/2015	04/02/2015	49100	1340000	1040000	594000	76100	321	5400	41000	32700	66600	178000	372000	122000	46300	<40	<40	27400	<40	<12	102	156000	<24	<20	<12	<24	<9	<8	3950000	3050000	739000
TPE2626	1.50-	150127-17	21/01/2015	27/01/2015	03/02/2015	81400	848000	284000	283000	50100	<40	558	37600	54300	111000	108000	172000	41500	16100	<40	<40	25000	<40	<12	76	199000	<24	<20	<12	<24	<9	<8	2100000	1470000	433000
TPE2627	0.50-	150127-17	21/01/2015	27/01/2015	04/02/2015	<40	<100	<100	<100	<100	<40	<40	<40	<40	<100	<100	<100	<100	<100	<40	<40	89.6	<40	15.7	114	<176	70.6	<20	<12	86.3	70.6	<8	101	<100	<100
TPE2627	1.50-	150127-17	21/01/2015	27/01/2015	03/02/2015	<40	<100	<100	<100	<100	<40	<40	<40	<40	<100	<100	<100	<100	<100	<40	<40	118	<40	21.1	114	<176	93.2	<20	<12	114	93.2	<8	133	<100	<100
TPE2628	0.50-	150123-119	22/01/2015	23/01/2015	02/02/2015	<40	1180	12200	21000	<100	<40	<40	<40	<40	191	2730	17800	7420	2820	<40	<40	<40	<40	<12	91	<176	<24	<20	<12	<24	<9	<8	62600	34400	28100
TPE2661	0.50-	150128-92	27/01/2015	28/01/2015	05/02/2015	115	1220	20500	94700	33400	<40	42	96	76.8	504	4730	73200	25400	10300	<40	<40	69.6	<40	<12	77	443	<24	<20	<12	<24	<9	<8	254000	150000	104000
TPE2661	1.50-	150128-92	27/01/2015	28/01/2015	05/02/2015	<40	2860	5660	12200	2550	<40	<40	<40	<40	234	2550	24500	6970	2590	<40	<40	<40	<40	<12	119	<176	<24	<20	<12	<24	<9	<8	57600	23300	34300
TPE2662	0.50-	150128-92	27/01/2015	28/01/2015	12/03/2015	284	5250	8800	49500	31100	<40	<40	123	190	<100	2530	20500	7070	1980	<40	<40	82.8	<40	<12	100	731	<24	<20	<12	<24	<9	<8	125000	94700	30100
TPE2663	0.50-	150129-105	28/01/2015	29/01/2015	16/03/2015	<40	1190	12300	64300	12000	<40	<40	<40	<40	<100	2130	25900	15100	6680	<40	<40	<40	<40	<12	82	<176	<24	<20	<12	<24	<9	<8	133000	89700	43200
TPE2663	1.50-	150129-105	28/01/2015	29/01/2015	07/02/2015	97.4	<100	1530	5000	477	<40	<40	50.4	65	<100	1020	5920	3160	1470	<40	<40	44.8	<40	<12	72	301	<24	<20	<12	<24	<9	<8	17400	7010	10100
TPE2663	2.90-	150129-105	28/01/2015	29/01/2015	09/02/2015	1240	165000	294000	300000	63200	<40	108	371	828	107000	440000	426000	88500	35400	<40	<40	247	<40	<12	85	2820	<24	<20	<12	<24	<9	<8	1890000	822000	1060000
TPE2663	3.50-	150129-105	28/01/2015	29/01/2015	09/02/2015	<40	2730	8130	16700	9000	<40	<40	<40	<40	165	4280	4590	832	378	<40	<40	<40	<40	<12	104	<176	<24	<20	<12	<24	<9	<8	46400	36600	9870
TPE2663	4.20-	150129-105	28/01/2015	29/01/2015	09/02/2015	<40	4130	21900	27100	5980	<40	<40	<40	<40	1850	18700	23100	3230	1060	<40	<40	<40	<40	<12	100	<176	<24	<20	<12	<24	<9	<8	106000	59100	46900
TPE2664	0.50-	150128-92	27/01/2015	28/01/2015	05/02/2015	<40	2210	18900	85200	15900	<40	<40	<40	<40	815	5160	40400	22500	9730	<40	<40	<40	<40	<12	88	<176	<24	<20	<12	<24	<9	<8	191000	122000	68900
TPE2664	1.60-	150128-92	27/01/2015	28/01/2015	05/02/2015	2170	64900	78900	104000	23800	<40	78.4	398	1450	4620	14500	42100	15400	5650	<40	<40	265	<40	<12	104	4400	<24	<20	<12	<24	<9	<8	352000	271000	76700
TPE2665	0.50-	150129-105	28/01/2015	29/01/2015	16/03/2015	<40	2260	16900	74100	10800	<40	<40	<40	<40	<100	3190	29900	13700	5330	<40	<40	<40	<40	<12	81	<176	<24	<20	<12	<24	<9	<8	151000	104000	46800
TPE2666	0.50-	150221-57	17/02/2015	21/02/2015	05/05/2015	<40	17900	59300	105000	28500	<40	<40	<40	<40	4940	22500	69900	35100	15100	<40	<40	<40	<40	<12	63	<176	<24	<20	<12	<24	<9	<8	343000	211000	133000
TPE2666	1.50-	150221-57	17/02/2015	21/02/2015	11/03/2015	250	53200	134000	273000	76700	<40	47	60.5	167	3410	26000	165000	84500	34900	<40	<40	44.8	<40	<12	73	588	<24	<20	<12	<24	<9	<8	817000	537000	279000
TPE2666	2.60-	150221-57	17/02/2015	21/02/2015	10/03/2015	1410	29500	31000	63200	13300	<40	136	587	940	7550	18100	61600	23700	9050	<40	<40	391	<40	<12	87	3480	<24	<20	<12	<24	<9	<8	251000	137000	111000
TPE2667	0.50-	150221-57	17/02/2015	21/02/2015	12/03/2015	<40	50800	111000	98800	28700	<40	<40	<40	<40	24600	66500	64400	23400	9890	<40	<40	<40	<40	<12	76	<176	<24	<20	<12	<24	<9	<8	468000	289000	179000
TPE2667	1.50-	150221-57	17/02/2015	21/02/2015	11/03/2015	1670	30400	66800	113000	35700	52	1210	1750	1120	5230	21700	67400	23900	10000	<40	<40	1290	<40	61	81	7100	<24	<20	64.4	125	64.4	<8	371000	246000	118000
TPE2667	2.20-	150221-57	17/02/2015	21/02/2015	10/03/2015	<40	9910	19600	41400	18400	<40	<40	<40	<40	1250	4970	21400	11800	5050	<40	<40	<40	<40	<12	63	<176	<24	<20	<12	<24	<9	<8	129000	89300	39400
TPE2668	0.40-	150221-73	18/02/2015	21/02/2015	07/05/2015	<40	6400	21100	48200	19000	<40	<40	<40	<40	1570	5180	18300	9950	3580	<40	<40	<40	<40	<12	91	<176	<24	<20	<12	<24	<9	<8	130000	94800	35000
TPE2669	0.50-	150221-73	18/02/2015	21/02/2015	11/05/2015	1050	282000	444000	576000	198000	<40	76	184	701	23600	87900	239000	88700	33100	<40	<40	138	<40	<12	83	2200	<24	<20	<12	<24	<9	<8	1940000	1500000	439000
TPE2669	1.50-	150221-73	18/02/2015	21/02/2015	13/03/2015	1100	83300	140000	277000	79900	80.9	137	355	731	17900	64200	204000	71200	27900	<40	<40	237	<40	<12	80	2640	<24	<20	<12	<24	<9	<8	941000	581000	357000
TPE2669	2.80-	150221-73	18/02/2015	21/02/2015	16/03/2015	2960	57600	41100	106000	27700	<40	91	466	1970	6660	21700	106000	55000	22000	<40	<40	311	<40	<12	73	5810	<24	<20	<12	<24	<9	<8	427000	232000	189000
TPE2670	0.50-	150221-73	18/02/2015	21/02/2015	07/05/2015	324	36000	108000	325000	101000	<40	82.1	148	216	6660	47900	226000	82700	31600	<40	<40	149	<40	<12	64	968	<24	<20	17.8	27.8	17.8	9.99	935000	570000	364000
TPE2670	1.50-	150221-73	18/02/2015	21/02/2015	14/03/2015	77100	1530000	196000	117000	22100	324	17000	38600	51400	487000	107000	134000	48400	18300	51.8	<40	25800	51.8	<12	82	210000	<24	<20	<12	51.8	<9	<8	2850000	1870000	776000
TPE2670	2.80-	150221-73	18/02/2015	21/02/2015	14/03/2015	431	7820	16700	47000	11900	<40	44	108	287	2200	4970	26600	12500	5140	<40	<40	78.5	<40	<12	71	972	<24	<20	<12	<24	<9	<8	131000	83400	46300
TPE2672	0.50-	150221-73	18/02/2015	21/02/2015	11/05/2015	73.4	3540	15600	45900	15000	<40	<40	40.6	49.3	666	4400	30200	16600	6650	<40	<40	<40	<40	<12	66	236	<24	<20	<12	<24	<9	<8	132000	80000	51900
TPE2672	1.50-	150221-73	18/02/2015	21/02/2015	14/03/2015	88.9	<100	7670	18200	<100	<40	42.2	45.6	59.3	<100	1060	9140	2840	951	<40	<40	<40	<40	<12	100	282	<24	<20	<12	<24	<9	<8	39100	25800	13000
TPE2672	2.50-	150221-73	18/02/2015	21/02/2015	14/03/2015	<40	4060	13500	48300	23900	<40	<40	<40	<40	1370	4550	27600	27100	12900	<40	<40	<40	<40	<12	113	<176	<24	<20	<12	<24	<9	<8	150000	89800	60600
TPE2672	3.50-	150221-73	18/02/2015	21/02/2015	14/03/2015	<40	<100	4950	23000	4180	<40	<40	<40	<40	<100	<100	9500	6430	2490	<40	<40	<40	<40	<12	74	<176	<24	<20	<12	<24	<9	<8	48100	32100	15900
TPE2672	4.20-	150221-73	18/02/2015	21/02/2015	14/03/2015	<40	11500	31400	85600	37800	<40	<40	<40	<40	2440	22800	81200	32500	12700	<40	<40	<40	<40	<12	93	<176	<24	<20	<12	<24	<9	<8	305000	166000	139000
TPE2673	0.50-	150127-17	21/01/2015	27/01/2015	04/02/2015	85.1	<100	<100	<100	<100	<40	42.6	68.3	56	164	<100	<100	<100	<100	<40	<40	53.8	<40	<12	104	330	<24	<20	<12	<24	<9	<8	485	<100	164
TPE2673	1.00-	150127-17	21/01/2015	27/01/2015	04/02/2015	45100	27200	1510	<100	<100	220	15300	59300	30100	7020	1260	2130	3040	1550	88.5	<40	39500	88.5	<12	135	190000	<24	<20	<12	88.5	<9	<8	232000	28700	13400
TPE2675	0.50-	150127-17	21/01/2015	27/01/2015	04/02/2015	110	<100	<100	2300	<100	<40	55.5	110	73.3	<100	<100	4020	1360	<100	<40	<40	76.6	<40	<12	125	443	<24	<20	<12	<24	<9	<8	8130	2300	5380
TPE2675	1.50-	150127-17	21/01/2015	27/01/2015	03/02/2015	406000	1330000	103000	16800	<100	9010	36700	159000	271000	161000	37800	7630	<100	<100	263	912	106000	263	<60	118	989000	<120	<100	<60	1180	<9	912	2640000	1450000	206000
TPE2675	2.50-	150127-17	21/01/2015	27/01/2015	03/02/2015	826000	1120000	77600	18300	1260	147000	480000	531000	551000	51100	18700	7150	651	<100	1220	28300	373000	1220	9330	160	3110000	9770	171000	<60	48600	9770	28300	4230000	1210000	77600
TPE2677	0.50-	150127-17	21/01/2015	27/01/2015	04/02/2015	328	419	9330	17400	2320	<40	137	315	219	1570	3020	26900	17300	6790	<40	<40	211	<40	<12	126	1230	<24	<20	<12	<24	<9	<8	79400	29500	48700
TPE2677	1.50-	150127-17	21/01/2015	27/01/2015	04/02/2015	317000	746000	591000	151000	5620	5470	41600	199000	211000	248000	216000	62200	6020	2330	<200	<200	133000	<200	<60	104	907000	<120	<100	<60	<24	<9	<40	2930000	1490000	532000
TPE2677	2.50-	150127-17	21/01/2015	27/01/2015	04/02/2015	285000	850000	611000	153000	6000	9200	61100	198000	190000	242000	205000	61200	7040	2700	<200	<200	132000	<200	<60	125	876000	<120	<100	<60	<24	<9	<40	3010000	1620000	515000
TPE2677	3.50-	150127-17	21/01/2015	27/01/2015	05/02/2015	<200	650000	450000	111000	4770	<200	<200	<200	<200	239000	186000	52800	5570	2100	<200	<200	<200	<200	<60	104	<880	<120	<100	<60	<24	<9	<40	1700000	1220000	483000
TPE2677	4.50-	150127-17	21/01/2015	27/01/2015	04/02/2015	334000	439000	369000	84700	<100	8610	56200	234000	223000	170000	151000	41600	4180	1580	<200	<200	156000	<200	<60	112	1010000	<120	<100	<60	<24	<9	<40	2270000	893000	367000
TPE2678	0.50-	150123-119	22/01/2015	23/01/2015	02/02/2015	109	1070	6970	14900	2330	<40	55.9	106	73	681	1760	17200	12000	4910	<40	<40	71.8	<40	<12	80	425	<24	<20	<12	<24	<9	<8	57300	25300	31600
TPE2678	1.50-	150123-119	22/01/2015	23/01/2015	30/01/2015	642000	1200000	622000	411000	8240	6530	109000	597000	428000	311000	152000	173000	24800	7680	522	<200	398000	522	<60	92	2180000	<120	<100	<60	522	<9	<40	5080000	2240000	661000
TPE2678	2.50-	150123-119	22/01/2015	23/01/2015	02/02/2015	278000	366000	103000	40400	5240	3680	28600	160000	185000	108000	45100	33000	13200	5080	209	<200	107000	<200	<60	99	761000	<120	<100	<60	<24	<9	<40	1470000	515000	199000
TPE2678	3.50-	150123-119	22/01/2015	23/01/2015	02/02/2015	283000	170000	66600	16200	317	14100	94900	206000	188000	39200	26700	5870	<100	<100	586	<200	137000	586	<60	99	923000	<120	<100	<60	586	<9	<40	1250000	253000	71800
TPE2680	0.50-	150127-17	21/01/2015	27/01/2015	04/02/2015	7880	732000	766000	470000	72300	190	1820	2830	5260	167000	306000	283000	98600	43200	<40	<40	2030	<40	24.6	114	20000	<24	<20	98.3	123	98.3	<8	2910000	2040000	855000
TPE2680	1.50-	150127-17	21/01/2015	27/01/2015	04/02/2015	1170000	825000	166000	91700	2090	658	55100	845000	783000	19300	26200	30400	2130	675	<200	<200	**571000**	<200	<60	113	3430000	6960	<100	<60	6960	6960	<40	4590000	1080000	78100
TPE2681	0.50-	150123-119	22/01/2015	23/01/2015	02/02/2015	715000	913000	548000	265000	43900	1240	9420	335000	477000	112000	196000	147000	48300	22300	<200	<200	225000	<200	<60	143	1760000	2130	<100	<60	2130	2130	<40	4040000	1770000	503000
TPE2682	0.50-	150123-119	22/01/2015	23/01/2015	02/02/2015	<40	<100	1170	5270	436	<40	<40	<40	<40	516	396	4170	2660	1020	<40	<40	<40	<40	<12	101	<176	<24	<20	<12	<24	<9	<8	14600	6870	7740
TPE2711	0.50-	150128-92	27/01/2015	28/01/2015	12/03/2015	<40	1600	2510	9920	310	<40	<40	<40	<40	277	1430	47500	9600	3650	<40	<40	<40	<40	<12	99	<176	<24	<20	<12	<24	<9	<8	73200	14300	58800
TPE2711	1.50-	150128-92	27/01/2015	28/01/2015	05/02/2015	<40	<100	<100	<100	<100	<40	<40	<40	<40	<100	<100	<100	<100	<100	<40	<40	<40	<40	<12	116	<176	<24	<20	<12	<24	<9	<8	<100	<100	<100
TPE2711	2.50-	150128-92	27/01/2015	28/01/2015	05/02/2015	<40	<100	<100	<100	<100	<40	<40	<40	<40	<100	<100	<100	<100	<100	<40	<40	<40	<40	<12	107	<176	<24	<20	<12	<24	<9	<8	<100	<100	<100
TPE2712	0.50-	150129-105	28/01/2015	29/01/2015	09/02/2015	<40	4070	23700	82200	15500	<40	<40	<40	<40	781	5780	34700	17900	7770	<40	<40	<40	<40	<12	83	<176	<24	<20	<12	<24	<9	<8	185000	125000	59200
TPE2712	1.10-	150129-105	28/01/2015	29/01/2015	09/02/2015	481	21100	3460	7950	<100	<40	79.4	284	321	1550	1130	39900	3010	<100	<40	<40	209	<40	<12	96	1400	<24	<20	<12	<24	<9	<8	79500	32500	45600
TPE2712	2.50-	150129-105	28/01/2015	29/01/2015	09/02/2015	<40	1190	1660	3690	2780	<40	<40	<40	<40	754	946	3060	<100	124	<40	<40	<40	<40	<12	92	<176	<24	<20	<12	<24	<9	<8	14200	9330	4760
TPE2712	3.60-	150129-105	28/01/2015	29/01/2015	09/02/2015	32200	177000	182000	137000	27900	<40	1530	12600	21500	58000	78700	18900	103	306	<40	<40	8410	<40	<12	126	76200	<24	<20	<12	<24	<9	<8	756000	524000	156000
TPE2713	0.50-	150128-92	27/01/2015	28/01/2015	12/03/2015	<40	1040	16000	79200	13900	<40	<40	<40	<40	235	3340	33800	22500	10400	<40	<40	<40	<40	<12	91	<176	<24	<20	<12	<24	<9	<8	170000	110000	59900
TPE2713	1.50-	150128-92	27/01/2015	28/01/2015	12/03/2015	<40	2290	17000	83400	16900	<40	<40	<40	<40	1100	7510	56700	28000	12500	<40	<40	<40	<40	<12	82	<176	<24	<20	<12	<24	<9	<8	213000	120000	93400
TPE2713	2.80-	150128-92	27/01/2015	28/01/2015	05/02/2015	<40	4480	18100	34300	6070	<40	<40	<40	<40	<100	2650	14500	8050	3760	<40	<40	<40	<40	<12	111	<176	<24	<20	<12	<24	<9	<8	88100	62900	25200
TPE2714	0.50-	150129-105	28/01/2015	29/01/2015	17/03/2015	<40	10900	41900	131000	29900	<40	<40	<40	<40	1220	8940	56800	26200	11400	<40	<40	<40	<40	<12	83	<176	<24	<20	<12	<24	<9	<8	307000	213000	93200
TPE2714	1.50-	150129-105	28/01/2015	29/01/2015	09/02/2015	<40	1180	17300	37700	3240	<40	<40	<40	<40	<100	2790	17000	4800	1950	<40	<40	<40	<40	<12	91	<176	<24	<20	<12	<24	<9	<8	84000	59500	24600
TPE2714	2.50-	150129-105	28/01/2015	29/01/2015	09/02/2015	<40	5060	32600	56800	11400	<40	<40	<40	<40	1900	8960	34900	13600	5710	<40	<40	<40	<40	<12	91	<176	<24	<20	<12	<24	<9	<8	165000	106000	59400
TPE2715	0.50-	150221-57	17/02/2015	21/02/2015	01/05/2015	1210	44600	92900	161000	40500	63.8	377	814	804	12500	55900	88700	38700	16000	<40	<40	595	<40	<12	79	3880	29	<20	15.1	65	44.1	20.9	539000	339000	196000
TPE2715	1.50-	150221-57	17/02/2015	21/02/2015	10/03/2015	<40	8570	37700	74700	16000	<40	<40	<40	<40	1090	6680	38800	20100	8870	<40	<40	<40	<40	<12	83	<176	<24	<20	<12	<24	<9	<8	204000	137000	66700
TPE2715	2.50-	150221-57	17/02/2015	21/02/2015	10/03/2015	<40	<100	6160	29600	5550	<40	<40	<40	<40	470	6460	34600	14700	5790	<40	<40	<40	<40	<12	80	<176	<24	<20	<12	<24	<9	<8	97500	41300	56200
TPE2716	0.50-	150221-57	17/02/2015	21/02/2015	05/05/2015	1910	50500	100000	142000	40800	111	651	1250	1270	15100	43500	75500	33400	14000	<40	<40	1000	<40	41.4	70	6250	82.8	<20	43.6	206	126	38.2	507000	333000	167000
TPE2716	1.50-	150221-57	17/02/2015	21/02/2015	10/03/2015	<40	10100	40600	106000	43600	<40	<40	<40	<40	3370	15700	75300	40900	15100	<40	<40	<40	<40	<12	77	<176	<24	<20	<12	<24	<9	<8	336000	201000	135000
TPE2716	2.50-	150221-57	17/02/2015	21/02/2015	10/03/2015	<40	247	3160	14100	2630	<40	<40	<40	<40	598	1980	12800	4970	2070	<40	<40	<40	<40	<12	80	<176	<24	<20	<12	<24	<9	<8	40500	20100	20400
TPE2717	0.50-	150221-57	17/02/2015	21/02/2015	01/05/2015	448	5140	33300	87100	32500	40.3	281	304	298	3860	16600	69000	43300	20900	<40	<40	235	<40	13.1	72	1620	<24	<20	<12	24	<9	10.9	292000	158000	133000
TPE2717	1.70-	150221-57	17/02/2015	21/02/2015	12/03/2015	228	12000	40400	77200	24100	<40	109	182	153	2050	12300	56500	26400	10600	<40	<40	131	<40	<12	104	838	<24	<20	<12	<24	<9	<8	252000	154000	97200
TPE2718	0.50-	150221-73	18/02/2015	21/02/2015	11/05/2015	4960	212000	394000	756000	220000	<40	145	1580	3310	9030	61800	263000	97700	35300	<40	<40	1180	<40	38.4	83	11200	<24	<20	59.9	110	59.9	11.3	2030000	1580000	431000
TPE2718	1.10-	150221-73	18/02/2015	21/02/2015	13/03/2015	<40	24100	65300	148000	39500	<40	<40	<40	<40	1460	10600	63500	26600	9790	<40	<40	<40	<40	<12	77	<176	<24	<20	<12	<24	<9	<8	379000	277000	102000
TPE2721	0.50-	150221-73	18/02/2015	21/02/2015	11/05/2015	<40	771	5670	22100	8520	<40	<40	<40	<40	<100	<100	<100	1210	<100	<40	<40	<40	<40	<12	72	<176	<24	<20	<12	<24	<9	<8	38300	37000	1210
TPE2721	1.50-	150221-73	18/02/2015	21/02/2015	14/03/2015	<40	7800	38800	85900	28000	<40	<40	<40	<40	1100	4390	37400	26600	10800	<40	<40	<40	<40	<12	76	<176	<24	<20	<12	<24	<9	<8	230000	160000	69500
TPE2721	2.50-	150221-73	18/02/2015	21/02/2015	14/03/2015	<40	1930	18300	52800	18800	<40	<40	<40	<40	260	1590	19700	11800	4490	<40	<40	<40	<40	<12	83	<176	<24	<20	<12	<96	<36	<8	125000	91800	33400
TPE2721	3.50-	150221-73	18/02/2015	21/02/2015	14/03/2015	<40	46100	132000	252000	94500	<40	<40	<40	<40	1310	15900	134000	99900	39700	<40	<40	<40	<40	<12	67	<176	<24	<20	<12	<24	<9	<8	777000	525000	252000
TPE2721	4.20-	150221-73	18/02/2015	21/02/2015	14/03/2015	675	86100	165000	271000	158000	<40	77	304	450	20900	62700	308000	179000	64600	<40	<40	209	<40	<12	75	1730	<24	<20	<12	<24	<9	<8	1250000	680000	571000
TPE2724	0.50-	150127-17	21/01/2015	27/01/2015	04/02/2015	<40	<100	2320	14000	7190	<40	<40	<40	<40	1030	2340	12500	6940	2450	<40	<40	73.8	<40	28.3	130	<176	36.9	<20	<12	65.2	36.9	<8	46400	23500	22800
TPE2727	0.50-	150127-17	21/01/2015	27/01/2015	04/02/2015	234	6980	43800	122000	41800	40.6	212	385	155	902	7200	86200	67200	28200	<40	<40	266	<40	<12	107	1290	<24	<20	<12	<24	<9	<8	378000	215000	162000
TPE2727	1.50-	150127-17	21/01/2015	27/01/2015	03/02/2015	587000	843000	156000	196000	59400	317	20200	343000	391000	170000	68300	138000	53900	21800	<200	1010	228000	<200	<60	119	1570000	<120	<100	<60	1010	<9	1010	3260000	1250000	430000
TPE2728	1.00-	150123-119	22/01/2015	23/01/2015	02/02/2015	127000	351000	282000	92000	2670	21700	104000	162000	84600	137000	138000	62800	8130	2840	241	<40	108000	241	<12	159	607000	<24	<20	<12	241	<9	<8	1680000	728000	346000
TPE2732	0.50-	150123-119	22/01/2015	23/01/2015	02/02/2015	717	45200	88100	96200	17000	<40	67.1	200	478	5420	31400	87900	29700	11300	<40	<40	133	<40	<12	93	1610	<24	<20	<12	<24	<9	<8	403000	246000	154000
TPE2732	1.50-	150123-119	22/01/2015	23/01/2015	02/02/2015	122000	220000	22000	33000	2770	231	3340	48900	81100	21300	4180	30000	18000	7270	<40	<40	32600	<40	<12	96	288000	<24	<20	<12	<24	<9	<8	639000	278000	73400
TPE2733	0.50-	150123-119	22/01/2015	23/01/2015	03/02/2015	1230	14400	28200	48400	4810	<40	129	879	819	<100	2640	18900	7380	2720	<40	<40	586	<40	<12	74	3660	<24	<20	<12	<24	<9	<8	128000	95800	28900
TPE2733	1.50-	150123-119	22/01/2015	23/01/2015	30/01/2015	46100	614000	280000	190000	18300	623	10700	50600	30800	11700	34800	58600	17900	7250	49.3	<40	33700	49.3	<12	108	173000	<24	<20	<12	49.3	<9	<8	1400000	1100000	123000
TPE2734	0.50-	150123-119	22/01/2015	23/01/2015	02/02/2015	279	84100	257000	293000	57300	<40	<40	122	186	4890	58900	232000	102000	44500	<40	<40	81.8	<40	<12	88	712	<24	<20	<12	<24	<9	<8	1090000	691000	397000
TPE2734	1.50-	150123-119	22/01/2015	23/01/2015	30/01/2015	246000	3480000	2560000	1230000	90100	28200	109000	163000	164000	737000	934000	630000	82100	18100	573	<200	109000	573	<60	102	819000	<120	<100	<60	573	<9	<40	10600000	7350000	2380000
TPE2736	0.50-	150128-98	26/01/2015	28/01/2015	06/02/2015	280	3160	3220	10100	1680	<40	51	242	187	<100	<100	10800	6040	2530	<40	<40	161	<40	<12	110	943	<24	<20	<12	<24	<9	<8	35900	18100	16800
TPE2736	1.50-	150128-98	26/01/2015	28/01/2015	06/02/2015	270000	<100	180	3000	<100	<200	8860	181000	180000	<100	1410	8100	3380	1210	<200	<200	121000	<200	<60	106	761000	<120	<100	<60	<24	<9	<40	777000	3180	12900
TPE2736	2.50-	150128-98	26/01/2015	28/01/2015	06/02/2015	379000	539000	188000	184000	34500	<200	18900	233000	252000	115000	64400	166000	51100	21000	<200	<200	155000	<200	<60	118	1040000	<120	<100	<60	<24	<9	<40	2380000	946000	396000
TPE2736	3.20-	150128-98	26/01/2015	28/01/2015	06/02/2015	36400	126000	76000	26900	2120	46.2	6490	32700	24300	38100	26900	19300	6490	2970	<40	<40	21800	<40	<12	105	122000	<24	<20	<12	<24	<9	<8	443000	231000	90800
TPE2737	0.50-	150128-98	26/01/2015	28/01/2015	06/02/2015	48.8	<100	1440	8110	1540	<40	43.8	86.3	<40	<100	<100	6560	4080	1620	<40	<40	61.3	<40	<12	136	286	<24	<20	<12	<24	<9	<8	22000	11100	10600
TPE2737	1.70-	150128-98	26/01/2015	28/01/2015	06/02/2015	5800	14800	4000	678	<100	62.7	493	2190	3870	3100	2050	534	3030	2040	<40	<40	1460	<40	<12	112	13900	<24	<20	<12	<24	<9	<8	42100	19500	8710

Monitor Phase 69

Excavation
No furter action

Trial Pit	Sample Depth	SDG ID.	Date Sampled	Received On	Date Complete	Aliphatics >C10-C12	Aliphatics >C12-C16	Aliphatics >C16-C21	Aliphatics >C21-C35	Aliphatics >C35-C44	Aliphatics >C5-C6	Aliphatics >C6-C8	Aliphatics >C8-C10	Aromatics >EC10-EC12	Aromatics >EC12-EC16	Aromatics >EC16-EC21	Aromatics >EC21-EC35	Aromatics >EC35-EC44	Aromatics >EC40-EC44	Aromatics >EC5-EC7	Aromatics >EC7-EC8	Aromatics >EC8-EC10	Benzene	Ethylbenzene	GRO Surrogate % recovery**	GRO TOT (Moisture Corrected)	m,p-Xylene	Methyl tertiary butyl ether (MTBE)	o-Xylene	sum of detected BTEX by GC	sum of detected mpo xylene by GC	Toluene	Total Aliphatics & Aromatics >C5-C44	Total Aliphatics >C12-C44	Total Aromatics >EC12-EC44
					Commercial >1m															**71000**	**617000**	**547000**	**5000**									**389000**			
						µg/kg	µg/kg	µg/kg	µg/kg	µg/kg	µg/kg	µg/kg	µg/kg	µg/kg	µg/kg	µg/kg	µg/kg	µg/kg	µg/kg	µg/kg	µg/kg	µg/kg	µg/kg	µg/kg	%	µg/kg	µg/kg	µg/kg	µg/kg	µg/kg	µg/kg	µg/kg	µg/kg	µg/kg	µg/kg
TPE2737	2.60-	150128-98	26/01/2015	28/01/2015	06/02/2015	4700	4190	<100	<100	<100	63.3	642	2720	3130	285	497	2940	4170	2400	<40	<40	1810	<40	<12	112	13100	<24	<20	<12	<24	<9	<8	25100	4190	7900
TPE2738	0.50-	150128-98	26/01/2015	28/01/2015	06/02/2015	<40	<100	7550	10300	<100	<40	<40	<40	<40	<100	759	4190	2420	1100	<40	<40	<40	<40	<12	114	<176	<24	<20	<12	<24	<9	<8	25200	17900	7370
TPE2738	1.50-	150128-98	26/01/2015	28/01/2015	06/02/2015	<40	369	2710	12100	6850	<40	<40	<40	<40	643	1670	16900	17400	8130	<40	<40	<40	<40	<12	103	<176	<24	<20	<12	<24	<9	<8	58600	22000	36600
TPE2766	0.50-	150129-105	28/01/2015	29/01/2015	09/02/2015	<40	895	8120	13300	1110	<40	<40	<40	<40	<100	<100	<100	<100	<100	<40	<40	<40	<40	<12	92	<176	<24	<20	<12	<24	<9	<8	23400	23400	<100
TPE2766	1.50-	150129-105	28/01/2015	29/01/2015	09/02/2015	50300	653000	539000	240000	4170	<40	3700	36300	33600	170000	389000	193000	24800	11600	<40	<40	24200	<40	<12	84	148000	<24	<20	<12	<24	<9	<8	2360000	1440000	777000
TPE2767	0.50-	150129-105	28/01/2015	29/01/2015	17/03/2015	<40	8210	88900	93600	14800	<40	<40	<40	<40	1240	25100	74900	27100	12400	<40	<40	<40	<40	<12	86	<176	<24	<20	<12	<24	<9	<8	334000	205000	128000
TPE2767	1.50-	150129-105	28/01/2015	29/01/2015	07/02/2015	<40	<100	9100	6660	<100	<40	<40	<40	<40	<100	6460	11400	5780	2500	<40	<40	<40	<40	<12	87	<176	<24	<20	<12	<24	<9	<8	39400	15800	23700
TPE2767	2.40-	150129-105	28/01/2015	29/01/2015	07/02/2015	1450	<100	15900	18500	3400	<40	79.5	232	966	<100	9790	20000	8910	3840	<40	<40	164	<40	<12	95	2910	<24	<20	<12	<24	<9	<8	79500	37800	38700
TPE2771	0.50-	150225-89	23/02/2015	25/02/2015	18/03/2015	2370	88000	150000	268000	118000	<40	87.4	297	1580	31400	80000	196000	70700	27300	<40	<40	204	<40	<12	90	4560	<24	<20	<12	<24	<9	<8	1010000	623000	378000
TPE2772	0.50-	150225-89	23/02/2015	25/02/2015	18/03/2015	1420	74200	161000	252000	92900	<40	94.5	378	944	18000	73500	147000	66300	29300	<40	<40	263	<40	<12	78	3120	<24	<20	<12	<24	<9	<8	888000	580000	305000
TPE2772	1.50-	150225-89	23/02/2015	25/02/2015	17/03/2015	1190	10200	22000	46400	16800	<40	78.5	246	796	2330	8990	37500	16100	6550	<40	<40	173	<40	<12	71	2520	<24	<20	<12	<24	<9	<8	163000	95500	64900
TPE2772	2.50-	150225-89	23/02/2015	25/02/2015	17/03/2015	26400	177000	116000	290000	162000	73.2	2050	5020	17600	39400	56400	216000	100000	37900	<40	<40	3340	<40	<12	83	54400	<24	<20	<12	<24	<9	<8	1210000	744000	412000
TPE2772	3.50-	150225-89	23/02/2015	25/02/2015	18/03/2015	8820	122000	134000	298000	114000	59.2	1410	4890	5880	31200	79100	272000	102000	38500	66.1	<40	3260	66.1	<12	82	24500	<24	154	<12	66.1	<9	<8	1180000	668000	484000
TPE2772	4.50-	150225-89	23/02/2015	25/02/2015	18/03/2015	95	<100	1390	2400	<100	<40	104	98.3	63.3	<100	<100	2090	<100	<100	<40	<40	73.2	<40	<12	84	537	<24	81.9	<12	<24	<9	<8	6340	3790	2090
TPE2773	0.50-	150225-89	23/02/2015	25/02/2015	18/03/2015	245	13200	44000	137000	50700	<40	88	127	164	4640	23300	117000	62100	25400	<40	<40	111	<40	<12	76	778	<24	<20	<12	<24	<9	8.8	453000	245000	207000
TPE2773	1.50-	150225-89	23/02/2015	25/02/2015	17/03/2015	70.8	2310	16900	68900	23600	<40	<40	97.4	46.4	342	3760	36100	20900	8280	<40	<40	65	<40	<12	81	322	<24	<20	<12	<24	<9	<8	173000	112000	61000
TPE2773	2.50-	150225-89	23/02/2015	25/02/2015	18/03/2015	<40	635	2110	9980	11100	<40	<40	<40	<40	793	1500	8680	11400	5560	<40	<40	<40	<40	<12	79	<176	<24	<20	<12	<24	<9	<8	46200	23800	22400
TPE2773	3.50-	150225-89	23/02/2015	25/02/2015	17/03/2015	1400	47600	104000	237000	67000	<40	56	373	934	2290	19900	163000	69700	24700	<40	<40	251	<40	<12	79	3040	<24	<20	<12	<24	<9	<8	714000	456000	255000
TPE2773	4.20-	150225-89	23/02/2015	25/02/2015	17/03/2015	209	<100	<100	<100	<100	<40	445	368	140	<100	<100	<100	<100	<100	<40	<40	246	<40	<12	112	1590	<24	132	<12	<24	<9	<8	1460	<100	<100
TPE2778	0.50-	150127-17	21/01/2015	27/01/2015	11/03/2015	<40	7020	2130	29600	7920	<40	<40	<40	<40	2360	2650	19000	11500	4490	<40	<40	<40	<40	<12	109	<176	<24	<20	<12	<24	<9	<8	82100	46600	35500
TPE2779	0.50-	150127-17	21/01/2015	27/01/2015	04/02/2015	471000	206000	68200	47500	4380	53800	431000	659000	314000	308000	62700	34400	5710	2320	1120	<200	**637000**	1120	22600	144	2570000	158000	<100	17800	200000	176000	<40	3300000	326000	411000
TPE2780	0.50-	150127-17	21/01/2015	27/01/2015	04/02/2015	131	<100	2180	14200	5800	<40	260	333	87	<100	3150	22900	12000	4950	<40	<40	494	<40	46.1	107	1350	209	<20	16.6	272	226	<8	61600	22200	38100
TPE2780	1.50-	150127-17	21/01/2015	27/01/2015	04/02/2015	772000	447000	113000	88700	12200	346000	1640000	1260000	515000	123000	42000	44400	8480	3330	3040	<200	**1140000**	3040	16200	142	5680000	233000	<100	53600	306000	287000	<40	6560000	661000	218000
TPE2781	0.50-	150127-17	21/01/2015	27/01/2015	04/02/2015	51.1	<100	3220	7440	<100	<40	105	98.3	<40	1310	5770	26800	9810	2890	<40	<40	237	<40	28.8	101	555	135	<20	<12	164	135	<8	54900	10700	43700
TPE2781	1.50-	150127-17	21/01/2015	27/01/2015	04/02/2015	253	<100	2320	23200	10000	<40	193	302	169	<100	4290	34600	34100	14600	<40	<40	320	<40	<12	105	1270	94.7	<20	<12	94.7	94.7	<8	110000	35500	73000
TPE2781	2.50-	150127-17	21/01/2015	27/01/2015	04/02/2015	74.7	<100	113	9640	1730	51.1	270	172	49.8	417	5310	25900	14200	5940	<40	<40	195	<40	<12	93	814	69.4	<20	<12	69.4	69.4	<8	58100	11500	45800
TPE2785	0.50-	150128-98	26/01/2015	28/01/2015	06/02/2015	<40	1480	1430	6440	3260	<40	<40	<40	<40	2510	11000	37600	10800	4390	<40	<40	<40	<40	<12	113	<176	<24	<20	<12	<24	<9	<8	74500	12600	61900
TPE2785	1.50-	150128-98	26/01/2015	28/01/2015	06/02/2015	<40	<100	2000	9940	6960	<40	<40	<40	<40	<100	1620	18300	15500	7970	<40	<40	<40	<40	<12	106	<176	<24	<20	<12	<24	<9	<8	54200	18900	35300
TPE2785	2.50-	150128-98	26/01/2015	28/01/2015	06/02/2015	15300	1130000	198000	25400	3580	1260	18600	7860	10200	46900	34600	36600	18000	7400	71.8	<40	5240	71.8	<12	93	58600	<24	<20	<12	71.8	<9	<8	1550000	1350000	136000
TPE2788	0.50-	150123-119	22/01/2015	23/01/2015	10/03/2015	65700	36300	150000	212000	35500	965	25500	70400	43800	11000	42800	173000	94300	43000	<40	<40	47000	<40	<12	102	253000	<24	<20	<12	<24	<9	<8	1010000	434000	321000
TPE2788	1.50-	150123-119	22/01/2015	23/01/2015	02/02/2015	41400	1290000	1970000	1220000	164000	439	36600	47900	27600	182000	594000	681000	148000	54800	111	<40	32000	111	<12	90	186000	<24	<20	<12	111	<9	<8	6430000	4640000	1600000
TPE2789	0.50-	150128-98	26/01/2015	28/01/2015	06/02/2015	<40	<100	1720	11600	927	<40	<40	<40	<40	447	2190	19100	7390	2220	<40	72.1	<40	<40	<12	102	<176	<24	<20	<12	72.1	<9	72.1	43500	14200	29200
TPE2789	1.50-	150128-98	26/01/2015	28/01/2015	06/02/2015	<40	1700	3130	13100	<100	<40	<40	<40	<40	1260	3870	27800	10600	3070	<40	71	<40	<40	<12	99	<176	<24	<20	<12	71	<9	71	61700	17900	43600
TPE2789	2.50-	150128-98	26/01/2015	28/01/2015	06/02/2015	<40	44700	174000	458000	168000	<40	56.5	68.9	<40	2830	63900	590000	333000	142000	<40	<40	59.9	<40	<12	96	261	<24	<20	<12	<24	<9	<8	1830000	845000	989000
TPE2789	3.50-	150128-98	26/01/2015	28/01/2015	06/02/2015	32600	57500	44100	41200	10600	2040	81700	54800	21800	13400	19000	52300	26600	11700	67.3	<40	36600	67.3	<12	118	230000	<24	<20	<12	67.3	<9	<8	494000	153000	111000
TPE2790	0.50-	150128-98	26/01/2015	28/01/2015	06/02/2015	<40	<100	<100	6560	2360	<40	<40	<40	<40	<100	756	7310	4050	1730	<40	<40	<40	<40	<12	111	<176	<24	<20	<12	<24	<9	<8	21000	8920	12100
TPE2790	1.70-	150128-98	26/01/2015	28/01/2015	06/02/2015	<10	<100	<100	6850	3460	<10	<10	<10	<10	<100	1220	18300	13500	6330	<10	<10	<10	<10	<3	120	<44	<6	<5	<3	<24	<9	<2	43400	10300	33100
TPE2790	3.00-	150128-98	26/01/2015	28/01/2015	06/02/2015	<40	<100	<100	<100	<100	<40	<40	<40	<40	<100	112	942	448	<100	<40	<40	<40	<40	<12	105	<176	<24	<20	<12	<24	<9	<8	1500	<100	1500
TPE2791	0.50-	150128-98	26/01/2015	28/01/2015	06/02/2015	<10	<100	<100	4080	804	<10	<10	<10	<10	<100	1040	6230	3430	1500	<10	<10	<10	<10	<3	111	<44	<6	<5	<3	<24	<9	<2	15600	4890	10700
TPE2791	1.50-	150128-98	26/01/2015	28/01/2015	06/02/2015	<40	<100	<100	6160	1450	<40	<40	<40	<40	<100	2640	13100	5470	2080	<40	<40	<40	<40	<12	104	<176	<24	<20	<12	<24	<9	<8	28800	7610	21200
TPE2791	2.80-	150128-98	26/01/2015	28/01/2015	06/02/2015	<40	<100	4880	185000	52900	<40	<40	<40	<40	307	3360	96600	57100	15500	<40	<40	<40	<40	<12	101	<176	<24	<20	<12	<24	<9	<8	400000	242000	157000
TPE2792	0.50-	150128-98	26/01/2015	28/01/2015	06/02/2015	<40	<100	<100	5710	<100	<40	<40	<40	<40	<100	310	7760	3410	1470	<40	<40	<40	<40	<12	90	<176	<24	<20	<12	<24	<9	<8	17200	5710	11500
TPE2792	1.50-	150128-98	26/01/2015	28/01/2015	06/02/2015	<40	<100	737	10300	1130	<40	<40	<40	<40	<100	1020	18800	10700	4500	<40	<40	<40	<40	<12	86	<176	<24	<20	<12	<24	<9	<8	42600	12100	30500
TPE2792	2.50-	150128-98	26/01/2015	28/01/2015	06/02/2015	<40	<100	2470	10800	1970	<40	<40	<40	<40	<100	1610	13600	6660	2500	<40	<40	<40	<40	<12	77	<176	<24	<20	<12	<24	<9	<8	37100	15300	21800
TPE2792	3.40-	150128-98	26/01/2015	28/01/2015	06/02/2015	<40	<100	3650	24900	48600	<40	<40	<40	<40	566	6910	29500	34800	19300	<40	<40	<40	<40	<12	81	<176	<24	<20	<12	<24	<9	<8	149000	77100	71800
TPE2816	0.50-	150225-89	23/02/2015	25/02/2015	18/03/2015	5750	229000	353000	568000	91200	<40	390	2170	3830	15700	116000	332000	100000	41100	<40	<40	1490	<40	45.1	88	13700	<24	<20	<12	45.1	<9	<8	1820000	1240000	564000
TPE2816	1.70-	150225-89	23/02/2015	25/02/2015	18/03/2015	27600	634000	718000	1850000	56300	55	5190	21800	18400	80400	250000	808000	35800	10300	<40	<40	14500	<40	<12	100	87500	<24	36.3	<12	<24	<9	<8	4520000	3260000	1170000
TPE2820	0.50-	150221-73	18/02/2015	21/02/2015	06/05/2015	395	92700	171000	243000	59800	<40	<40	64.7	263	3570	20500	51900	16000	5390	<40	<40	43.8	<40	<12	80	799	<24	<20	<12	<24	<9	<8	659000	567000	91900
TPE2821	0.50-	150221-73	18/02/2015	21/02/2015	12/05/2015	<40	7210	26500	105000	36200	<40	<40	<40	<40	2080	8130	52900	23400	8580	<40	<40	<40	<40	<12	76	<176	<24	<20	<12	<24	<9	<8	261000	175000	86500
TPE2821	1.50-	150221-73	18/02/2015	21/02/2015	13/03/2015	<40	50300	74200	188000	69200	<40	<40	<40	<40	8670	42000	205000	96800	36500	<40	<40	<40	<40	<12	75	<176	<24	<20	<12	<24	<9	<8	734000	382000	352000
TPE2821	2.50-	150221-73	18/02/2015	21/02/2015	13/03/2015	4790	359000	665000	1350000	278000	<40	211	768	3190	120000	542000	1290000	325000	107000	<40	<40	512	<40	<12	75	9510	<24	<20	<12	<24	<9	<8	4930000	2650000	2270000
TPE2821	3.50-	150221-73	18/02/2015	21/02/2015	14/03/2015	139	17500	41700	108000	24500	<40	163	95.7	92.4	183	9830	50800	23300	8880	<40	<40	63.8	<40	<12	82	630	<24	56.1	<12	<24	<9	<8	276000	191000	84200
TPE2821	4.50-	150221-73	18/02/2015	21/02/2015	13/03/2015	287	2050	4170	10100	798	<40	218	324	192	2500	4410	12200	4730	2220	<40	<40	216	<40	<12	83	1280	<24	<20	<12	<24	<9	<8	42200	17100	23800
TPE2822	0.50-	150221-73	18/02/2015	21/02/2015	12/05/2015	292	127000	163000	221000	71300	<40	96.3	145	195	21800	78000	172000	57700	21000	<40	<40	133	<40	<12	70	898	26	<20	<12	26	26	<8	913000	582000	330000
TPE2822	1.50-	150221-73	18/02/2015	21/02/2015	14/03/2015	3750	93500	140000	241000	74700	241	1460	1940	2500	15500	43100	160000	74800	30200	55.4	<40	1380	55.4	33.9	79	11300	55.4	<20	<12	145	55.4	<8	854000	550000	293000
TPE2822	2.70-	150221-73	18/02/2015	21/02/2015	13/03/2015	641	33000	24000	41000	14700	517	2640	939	427	5140	15700	57900	27500	11900	60.3	<40	684	60.3	<12	74	5900	57.6	<20	<12	118	57.6	<8	225000	113000	106000
TPE2822	3.50-	150221-73	18/02/2015	21/02/2015	13/03/2015	398	1640	3140	8460	1950	102	756	496	265	965	1920	7050	3560	1560	<40	<40	331	<40	<12	116	2350	<24	<20	<12	<24	<9	<8	31000	15200	13500
TPE2822	4.50-	150221-73	18/02/2015	21/02/2015	13/03/2015	397	4070	6300	17100	<100	136	1180	773	265	<100	511	5360	5090	2690	<40	<40	514	<40	<12	87	3280	<24	<20	<12	<24	<9	<8	41700	27500	11000
TPE2833	0.50-	150128-92	27/01/2015	28/01/2015	05/02/2015	<40	<100	<100	3480	<100	<40	<40	<40	<40	1040	2310	8020	3230	1330	<40	<40	<40	<40	<12	113	<176	<24	<20	<12	<24	<9	<8	18100	3480	14600
TPE2833	1.50-	150128-92	27/01/2015	28/01/2015	05/02/2015	<40	507	2550	31100	16200	<40	<40	<40	<40	428	6990	39400	22700	9690	<40	<40	<40	<40	<12	106	<176	<24	<20	<12	<24	<9	<8	120000	50300	69500
TPE2833	2.50-	150128-92	27/01/2015	28/01/2015	05/02/2015	<40	<100	<100	14600	8520	<40	<40	<40	<40	<100	2950	23800	15800	7220	<40	<40	<40	<40	<12	99	<176	<24	<20	<12	<24	<9	<8	65700	23100	42500
TPE2834	0.50-	150128-98	26/01/2015	28/01/2015	16/03/2015	470	961	5170	40000	13000	50.8	203	240	314	1060	16200	128000	47400	19000	<40	<40	185	<40	<12	52	1480	<24	<20	<12	<24	<9	15.2	254000	59000	193000
TPE2834	1.50-	150128-98	26/01/2015	28/01/2015	06/02/2015	<40	<100	1530	5810	<100	<40	<40	<40	<40	<100	1480	7890	6080	2950	<40	<40	<40	<40	<12	87	<176	<24	<20	<12	<24	<9	<8	22800	7340	15400
TPE2834	2.60-	150128-98	26/01/2015	28/01/2015	06/02/2015	<40	<100	<100	2290	5170	<40	<40	<40	<40	<100	297	1410	6550	4010	<40	<40	<40	<40	<12	88	<176	<24	<20	<12	<24	<9	<8	15700	7460	8250
TPE2835	0.50-	150128-98	26/01/2015	28/01/2015	13/03/2015	1870	21900	155000	636000	234000	<40	90.9	268	1250	11200	80400	804000	530000	222000	<40	<40	179	<40	<12	68	3690	<24	<20	<12	<24	<9	<8	2480000	1050000	1430000
TPE2835	1.50-	150128-98	26/01/2015	28/01/2015	06/02/2015	<40	<100	3470	4320	<100	<40	<40	<40	<40	<100	1220	3970	3900	2210	<40	<40	<40	<40	<12	92	<176	<24	<20	<12	<24	<9	<8	16900	7780	9090
TPE2835	2.70-	150128-98	26/01/2015	28/01/2015	06/02/2015	<40	16900	44200	50900	13800	<40	<40	<40	<40	4770	19700	38300	15100	6530	<40	<40	<40	<40	<12	93	<176	<24	<20	<12	<24	<9	<8	204000	126000	77900
TPE2836	0.50-	150128-98	26/01/2015	28/01/2015	06/02/2015	<40	<100	6640	31400	16500	<40	<40	<40	<40	<100	1250	27500	14900	5220	<40	<40	<40	<40	<12	103	<176	<24	<20	<12	<24	<9	<8	98200	54500	43700
TPE2836	1.20-	150128-98	26/01/2015	28/01/2015	06/02/2015	<40	1780	23100	80500	28600	<40	<40	<40	<40	2050	14000	121000	68200	29100	<40	<40	<40	<40	<12	96	<176	<24	<20	<12	<24	<9	<8	340000	134000	206000
TPE2839	0.50-	150214-75	11/02/2015	14/02/2015	04/03/2015	<40	1080	15300	39600	8350	<40	<40	<40	<40	<100	5800	60100	29700	12900	<40	<40	<40	<40	<12	87	<176	<24	<20	<12	<24	<9	<8	160000	64400	95500
TPE2839	1.50-	150214-75	11/02/2015	14/02/2015	04/03/2015	186	3160	14600	12600	<100	<40	<40	131	124	<100	3230	11100	4440	1750	<40	<40	87.3	<40	<12	94	570	<24	<20	<12	<24	<9	<8	49800	30400	18800
TPE2840	0.50-	150214-75	11/02/2015	14/02/2015	04/03/2015	<40	3170	23400	26300	5930	<40	<40	<40	<40	<100	4920	41800	24000	9700	<40	<40	<40	<40	<12	100	<176	<24	<20	<12	<24	<9	<8	130000	58800	70700
TPE2862	0.50-	150225-89	23/02/2015	25/02/2015	14/05/2015	15200	200000	195000	158000	33300	<40	1130	7530	10100	<100	117000	122000	34400	13300	<40	<40	5020	<40	<12	87	39000	<24	<20	<12	<24	<9	<8	899000	587000	273000
TPE2862	1.50-	150225-89	23/02/2015	25/02/2015	17/03/2015	73500	599000	538000	253000	7570	59.3	19200	71400	49000	40000	175000	114000	7090	2680	<40	<40	47600	<40	<12	88	261000	<24	22.6	<12	<24	<9	<8	1990000	1400000	336000
TPE2863	0.50-	150225-89	23/02/2015	25/02/2015	18/03/2015	2510	451000	925000	1160000	279000	<40	157	625	1670	42900	257000	508000	186000	70100	<40	<40	417	<40	<12	68	5390	<24	<20	<12	<24	<9	<8	3810000	2810000	994000
TPE2863	1.50-	150225-89	23/02/2015	25/02/2015	17/03/2015	13800	240000	402000	607000	61400	<40	3090	7910	9200	34100	159000	342000	63900	23800	<40	<40	5390	<40	118	88	39400	<24	<20	<12	118	<9	<8	1950000	1310000	599000
TPE2867	0.50-	150221-73	18/02/2015	21/02/2015	12/05/2015	27600	299000	135000	160000	53100	50.9	777	3740	18400	257000	155000	175000	61500	23900	<40	<40	2490	<40	<12	76	53100	<24	<20	<12	<24	<9	<8	1350000	647000	648000
TPE2867	1.70-	150221-73	18/02/2015	21/02/2015	14/03/2015	<40	<100	7330	48400	5290	<40	<40	<40	<40	<100	<100	38800	14100	3650	<40	<40	<40	<40	<12	92	<176	<24	<20	<12	<96	<36	<8	114000	61000	52900
TPE2867	2.50-	150221-73	18/02/2015	21/02/2015	14/03/2015	<40	<100	6760	44900	6090	<40	<40	<40	<40	<100	4380	80000	24300	6520	<40	<40	<40	<40	<12	113	<176	<24	<20	<12	<24	<9	<8	167000	57800	109000
TPE2867	3.50-	150221-73	18/02/2015	21/02/2015	14/03/2015	<40	<100	<100	3210	<100	<40	<40	<40	<40	<100	<100	<100	<100	<100	<40	<40	<40	<40	<12	77	<176	<24	<20	<12	<24	<9	<8	3210	3210	<100
TPE2867	4.50-	150221-73	18/02/2015	21/02/2015	14/03/2015	5060	4950	9260	16400	1840	<40	388	857	3380	672	3420	9850	876	<100	<40	<40	571	<40	<12	83	10300	<24	<20	<12	<24	<9	<8	57600	32500	14800
TPE2868	0.50-	150225-89	23/02/2015	25/02/2015	14/05/2015	5950	82800	148000	232000	34900	<40	801	1740	3970	34300	92500	225000	48200	14800	<40	<40	1160	<40	<12	83	13700	<24	<20	<12	<24	<9	<8	911000	498000	400000
TPE2868	1.50-	150225-89	23/02/2015	25/02/2015	17/03/2015	9860	135000	129000	76700	2230	41.4	1530	4160	6570	29000	58400	36500	5110	1980	<40	<40	2780	<40	<12	89	24900	<24	<20	<12	<24	<9	<8	497000	343000	129000
TPE2868	2.50-	150225-89	23/02/2015	25/02/2015	17/03/2015	21300	110000	149000	119000	6630	<40	288	4180	14200	8420	61100	61000	9260	3180	<40	<40	2790	<40	<12	81	42800	<24	<20	<12	<24	<9	<8	566000	384000	140000
TPE2868	3.50-	150225-89	23/02/2015	25/02/2015	17/03/2015	210	19300	85300	270000	65500	<40	<40	48.3	140	5320	50100	263000	81100	28500	<40	<40	<40	<40	<12	99	475	<24	<20	<12	<24	<9	<8	841000	440000	400000
TPE2868	4.20-	150225-89	23/02/2015	25/02/2015	18/03/2015	72.8	51000	201000	520000	122000	<40	140	52.6	49.3	12100	119000	465000	134000	52000	<40	<40	<40	<40	<12	77	384	<24	<20	<12	<24	<9	<8	1630000	895000	730000
TPE2869	0.50-	150221-73	18/02/2015	21/02/2015	12/05/2015	3350	70400	105000	115000	28000	<40	169	722	2230	14600	49500	80200	25200	9320	<40	<40	481	<40	<12	83	6980	<24	<20	<12	<24	<9	<8	495000	318000	169000
TPE2869	1.00-	150221-73	18/02/2015	21/02/2015	12/05/2015	51800	251000	261000	294000	55400	719	12300	29600	34500	184000	199000	156000	38600	12700	101	<40	19700	101	<12	74	149000	<24	<20	<12	101	<9	<8	1590000	862000	578000
TPE2871	0.50-	150221-72	19/02/2015	21/02/2015	05/05/2015	1480	170000	299000	665000	249000	69.4	204	408	986	9640	68000	262000	131000	50700	<40	<40	314	<40	<12	64	3480	<24	<20	13.4	<24	13.4	8.96	1860000	1380000	470000
TPE2871	1.50-	150221-72	19/02/2015	21/02/2015	11/03/2015	1090	78000	157000	228000	28000	54.4	221	360	729	3260	29800	83900	16000	5930	<40	<40	290	<40	<12	101	2790	30	24.4	13.3	52.2	43.3	8.88	627000	491000	133000
TPE2871	2.50-	150221-72	19/02/2015	21/02/2015	11/03/2015	38200	477000	514000	562000	216000	284	971	14200	25400	165000	330000	442000	171000	66000	<40	<40	9460	<40	<12	92	88600	<24	84	<12	<24	<9	<8	2970000	1770000	1110000
TPE2871	3.50-	150221-72	19/02/2015	21/02/2015	12/03/2015	1240	433000	611000	731000	260000	115	240	373	826	146000	397000	568000	207000	79200	<40	<40	327	<40	14.4	74	3130	26.6	<20	37.7	78.7	64.3	<8	3360000	2040000	1320000
TPE2871	4.50-	150221-72	19/02/2015	21/02/2015	12/03/2015	14700	250000	240000	225000	76200	69.9	2260	4490	9790	69000	159000	198000	68800	26400	<40	<40	2990	<40	<12	84	34400	<24	101	<12	<24	<9	<8	1320000	791000	495000
TPE2872	0.50-	150221-72	19/02/2015	21/02/2015	05/05/2015	<40	6440	38800	79400	29300	<40	<40	<40	<40	1670	15300	72400	36800	15100	<40	<40	<40	<40	<12	72	<176	<24	<20	<12	<24	<9	<8	280000	154000	126000
TPE2872	1.50-	150221-72	19/02/2015	21/02/2015	12/03/2015	<40	1180	5230	26100	8380	<40	<40	<40	<40	452	2060	17200	12700	4910	<40	<40	<40	<40	<12	79	<176	<24	<20	<12	<24	<9	<8	73400	40900	32400
TPE2872	2.50-	150221-72	19/02/2015	21/02/2015	16/03/2015	119	<100	6610	25100	8950	<40	373	678	78.8	723	2290	15100	9850	3940	<40	<40	452	<40	<12	75	1740	<24	<20	<12	<24	<9	<8	70300	40600	27900
TPE2872	3.50-	150221-72	19/02/2015	21/02/2015	16/03/2015	715	1550	4600	11200	2150	42.2	6330	12300	477	2520	6930	12900	5770	2030	<40	<40	8200	<40	<12	84	28100	<24	23.9	<12	<24	<9	<8	75700	19500	28100
TPE2872	4.30-	150221-72	19/02/2015	21/02/2015	12/03/2015	2990	205	2210	6590	1070	79.9	64700	77100	1990	253	1930	4990	2720	1020	147	<40	51400	147	<12	128	198000	<24	102	<12	147	<9	<8	218000	10100	9890
TPE2877	0.50-	150214-75	11/02/2015	14/02/2015	24/04/2015	44.5	<100	3110	40500	61500	<40	<40	<40	<40	<100	1360	28200	38400	18700	<40	<40	<40	<40	<12	76	202	<24	<20	<12	<24	<9	<8	173000	105000	67900
TPE2877	0.75-	150214-75	11/02/2015	14/02/2015	04/03/2015	451	35600	292000	2130000	985000	107	126	81.7	301	8850	38900	1870000	1460000	569000	<40	<40	57.3	<40	<12	26	1130	<24	<20	<12	<24	<9	<8	6830000	3440000	3380000
TPE2877	1.00-	150214-75	11/02/2015	14/02/2015	04/03/2015	<40	1860	11600	97800	50200	<40	<40	<40	<40	<100	1240	92700	85300	34000	<40	<40	<40	<40	<12	88	<176	<24	<20	<12	<24	<9	<8	341000	162000	179000
TPE2894	0.50-	150225-89	23/02/2015	25/02/2015	15/05/2015	235	99900	280000	428000	94300	<40	<40	<40	157	4900	46500	211000	72500	25800	<40	<40	<40	<40	<12	77	485	<24	<20	<12	<24	<9	<8	1240000	902000	335000
TPE2894	1.40-	150225-89	23/02/2015	25/02/2015	17/03/2015	822	12000	30300	37200	6820	<40	48.6	231	548	629	8510	22100	8520	3590	<40	<40	160	<40	<12	91	1820	<24	<20	<12	<24	<9	<8	128000	86400	39800
TPE2898	0.50-	150225-89	23/02/2015	25/02/2015	18/03/2015	99.1	1010	28600	190000	37900	<40	62.2	<40	66.4	5420	37200	254000	115000	38300	<40	<40	<40	<40	<12	122	332	<24	<20	<12	<24	<9	<8	670000	258000	412000
TPE2898	1.50-	150225-89	23/02/2015	25/02/2015	18/03/2015	1730	67800	66100	189000	44600	77.9	243	594	1150	2740	11000	46100	15700	5110	<40	<40	411	<40	<12	77	4210	<24	<20	15.3	<24	15.3	<8	447000	367000	75500

Monitor Phase 69

Excavation

No furter action

Trial Pit	Sample Depth	SDG ID.	Date Sampled	Received On	Date Complete	Aliphatics >C10-C12	Aliphatics >C12-C16	Aliphatics >C16-C21	Aliphatics >C21-C35	Aliphatics >C35-C44	Aliphatics >C5-C6	Aliphatics >C6-C8	Aliphatics >C8-C10	Aromatics >EC10-EC12	Aromatics >EC12-EC16	Aromatics >EC16-EC21	Aromatics >EC21-EC35	Aromatics >EC35-EC44	Aromatics >EC40-EC44	Aromatics >EC5-EC7	Aromatics >EC7-EC8	Aromatics >EC8-EC10	Benzene	Ethylbenzene	GRO Surrogate % recovery**	GRO TOT (Moisture Corrected)	m,p-Xylene	Methyl tertiary butyl ether (MTBE)	o-Xylene	sum of detected BTEX by GC	sum of detected mpo xylene by GC	Toluene	Total Aliphatics & Aromatics >C5-C44	Total Aliphatics >C12-C44	Total Aromatics >EC12-EC44
					Commercial >1m															71000	617000	547000	5000									389000			
						µg/kg	µg/kg	µg/kg	µg/kg	µg/kg	µg/kg	µg/kg	µg/kg	µg/kg	µg/kg	µg/kg	µg/kg	µg/kg	µg/kg	µg/kg	µg/kg	µg/kg	µg/kg	µg/kg	%	µg/kg	µg/kg	µg/kg	µg/kg	µg/kg	µg/kg	µg/kg	µg/kg	µg/kg	µg/kg
TPE2898	2.50-	150225-89	23/02/2015	25/02/2015	18/03/2015	2380	124000	625000	2490000	389000	47.9	398	1450	1590	22700	258000	1160000	230000	61200	<40	<40	970	<40	<12	74	6850	<24	<20	<12	<24	<9	<8	5300000	3630000	1670000
TPE2898	3.50-	150225-89	23/02/2015	25/02/2015	17/03/2015	2000	103000	360000	1230000	184000	46.2	406	961	1340	21100	154000	581000	121000	<100	<40	<40	641	<40	<12	75	5390	<24	<20	<12	<24	<9	<8	2760000	1880000	878000
TPE2899	0.50-	150221-73	18/02/2015	21/02/2015	12/05/2015	136	23100	59200	163000	32700	<40	162	125	90.7	5580	39600	149000	38000	13100	<40	<40	84	<40	<12	79	738	<24	<20	<12	<24	<9	<8	511000	278000	232000
TPE2899	1.50-	150221-73	18/02/2015	21/02/2015	16/03/2015	259	25300	101000	336000	70800	63.8	449	130	172	5970	72700	410000	121000	42700	<40	<40	86.2	<40	<12	76	1200	<24	<20	<12	<24	<9	<8	1140000	533000	610000
TPE2899	2.50-	150221-73	18/02/2015	21/02/2015	13/03/2015	268	8670	39200	111000	11800	<40	46.7	73	178	3290	34600	118000	15300	4170	<40	<40	50.2	<40	<12	76	646	<24	<20	<12	<24	<9	<8	342000	171000	171000
TPE2899	3.50-	150221-73	18/02/2015	21/02/2015	16/03/2015	350	4130	17500	49700	9450	<40	151	186	233	1820	12900	59800	20800	7920	<40	<40	124	<40	<12	81	1080	<24	<20	<12	<24	<9	<8	177000	80700	95400
TPE2899	4.50-	150221-73	18/02/2015	21/02/2015	14/03/2015	313	38600	186000	468000	21000	67.7	131	129	209	15900	143000	412000	18400	2740	<40	<40	86.6	<40	<12	85	941	<24	<20	<12	<24	<9	<8	1300000	714000	589000
TPE2900	0.50-	150221-73	18/02/2015	21/02/2015	13/05/2015	6700	208000	302000	381000	128000	<40	301	1220	4470	44300	112000	238000	92300	36600	<40	<40	816	<40	<12	89	13500	<24	<20	<12	<24	<9	<8	1520000	1020000	486000
TPE2900	1.40-	150221-73	18/02/2015	21/02/2015	14/03/2015	33800	899000	1010000	1190000	451000	<40	770	7340	22500	317000	527000	891000	298000	120000	<40	<40	4900	<40	<12	70	69400	<24	<20	<12	<24	<9	<8	5660000	3550000	2030000
TPE2901	0.50-	150221-72	19/02/2015	21/02/2015	05/05/2015	8750	138000	203000	275000	86200	44.5	385	1920	5830	22400	79500	189000	71500	28200	<40	<40	1420	<40	<12	71	18400	45.6	27.4	79.8	138	125	12.5	1080000	702000	362000
TPE2901	1.50-	150221-72	19/02/2015	21/02/2015	11/03/2015	287	7910	18500	48600	17700	62.6	363	285	192	2600	8590	32900	16900	6210	<40	<40	248	<40	<12	76	1550	36.7	74.5	14	63.7	50.7	13	155000	92700	61000
TPE2901	2.70-	150221-72	19/02/2015	21/02/2015	12/03/2015	4380	22100	42000	255000	176000	92	5800	5520	2920	6680	20800	150000	100000	35500	56.4	<40	4230	56.4	159	81	23200	145	160	243	603	388	<8	795000	495000	277000
TPE2902	0.50-	150221-72	19/02/2015	21/02/2015	06/05/2015	4940	170000	262000	433000	173000	48.2	208	1070	3290	12800	59600	166000	83100	33000	<40	<40	781	<40	19.7	74	10400	43.8	<20	<12	73.4	43.8	9.86	1370000	1040000	321000
TPE2902	1.50-	150221-72	19/02/2015	21/02/2015	12/03/2015	4440	246000	322000	500000	120000	73.5	8790	8350	2960	16800	70400	199000	95300	37400	<40	<40	6340	<40	281	95	31000	<24	38.4	493	774	493	<8	1600000	1190000	382000
TPE2902	2.50-	150221-72	19/02/2015	21/02/2015	12/03/2015	1350	227000	323000	605000	330000	66.1	319	445	897	17100	68100	221000	211000	113000	<40	<40	332	<40	<12	82	3420	<24	<20	15.1	<24	15.1	<8	2010000	1490000	517000
TPE2902	3.50-	150221-72	19/02/2015	21/02/2015	12/03/2015	635	6110	23500	1950000	1400000	57.1	850	3390	423	386	5070	367000	265000	86600	<40	<40	2460	<40	39.5	80	7880	<24	61.5	155	195	155	<8	4030000	3380000	637000
TPE2903	0.50-	150221-72	19/02/2015	21/02/2015	05/05/2015	1700	8420	17600	33000	6720	77.3	763	1430	1130	4680	17200	40300	12600	4260	43.7	<40	1110	<40	57.1	88	6290	78.4	<20	22.4	193	101	34.7	147000	65700	74800
TPE2903	1.50-	150221-72	19/02/2015	21/02/2015	16/03/2015	612	57700	144000	425000	134000	<40	236	515	407	3810	28000	140000	66900	25200	<40	<40	380	<40	<12	82	2230	<24	<20	21.1	<24	21.1	<8	1000000	760000	239000
TPE2903	2.50-	150221-72	19/02/2015	21/02/2015	16/03/2015	146	40100	83900	233000	93700	<40	98.6	163	97.5	20900	81000	240000	86800	32900	<40	<40	125	<40	<12	87	658	<24	<20	<12	<24	<9	<8	880000	451000	429000
TPE2903	3.50-	150221-72	19/02/2015	21/02/2015	16/03/2015	906	45800	104000	360000	154000	<40	170	663	604	2450	18900	127000	70600	27100	40.3	<40	559	<40	41.4	90	2970	61.6	<20	14.6	118	76.2	<8	885000	663000	219000
TPE2903	4.50-	150221-72	19/02/2015	21/02/2015	16/03/2015	530	38600	94800	763000	504000	40.3	2220	1360	353	3040	19500	212000	129000	49500	<40	<40	908	<40	<12	70	5410	<24	<20	<12	<24	<9	<8	1770000	1400000	364000
TPE2920	0.50-	150108-60	05/01/2015	08/01/2015	14/01/2015	<40	3820	48600	220000	69000	<40	<40	<40	<40	<100	4010	125000	96800	39400	<40	<40	<40	<40	<12	86	<176	<24	<20	<12	<24	<9	<8	567000	341000	225000
TPE2920	1.50-	150108-60	05/01/2015	08/01/2015	14/01/2015	15500	244000	181000	421000	65900	<40	108	3950	10400	11800	52000	280000	89500	33300	<40	<40	2630	<40	<12	74	32600	<24	<20	<12	<24	<9	<8	1380000	912000	433000
TPE2943	0.50-	150221-73	18/02/2015	21/02/2015	12/05/2015	<40	15000	64100	317000	108000	<40	<40	<40	<40	7120	49400	377000	180000	73600	<40	<40	<40	<40	<12	70	<176	<24	<20	<12	<24	<9	<8	1120000	504000	613000
TPE2943	1.50-	150221-73	18/02/2015	21/02/2015	12/03/2015	1890	150000	671000	2460000	376000	<40	227	828	1260	31600	350000	1400000	276000	81400	<40	<40	552	<40	<12	80	4800	<24	<20	<12	<24	<9	<8	5720000	3660000	2060000
TPE2944	0.50-	150225-89	23/02/2015	25/02/2015	18/03/2015	125	6090	39400	153000	33200	<40	75.7	85.9	83.6	1720	15400	135000	42300	13700	<40	<40	87	<40	<12	96	483	<24	<20	<12	<24	<9	<8	427000	232000	194000
TPE2944	1.50-	150225-89	23/02/2015	25/02/2015	18/03/2015	41.5	2190	11500	44500	15100	<40	<40	59.8	<40	594	6650	43600	16000	5360	<40	<40	<40	<40	<12	92	<176	<24	<20	<12	<24	<9	<8	140000	73400	66900
TPE2944	2.50-	150225-89	23/02/2015	25/02/2015	17/03/2015	44.7	535	9230	36700	4550	<40	<40	48	<40	1630	16500	61300	14400	4830	<40	<40	57.8	<40	13.1	87	221	<24	<20	<12	<24	<9	<8	145000	51000	93800
TPE2944	3.50-	150225-89	23/02/2015	25/02/2015	17/03/2015	149	<100	<100	3280	<100	<40	65.8	119	99.7	126	899	1690	<100	<100	<40	<40	107	<40	<12	85	556	<24	<20	<12	<24	<9	<8	6550	3280	2710
TPE2944	4.70-	150225-89	23/02/2015	25/02/2015	18/03/2015	12400	9680	15000	47400	3160	<40	113	2660	8240	2850	13500	57500	8780	2590	<40	<40	1780	<40	<12	112	25200	<24	<20	<12	<24	<9	<8	183000	75300	82600
TPE2945	0.50-	150221-72	19/02/2015	21/02/2015	06/05/2015	924	26500	72000	109000	31400	<40	217	454	616	6980	27600	85400	33400	13000	<40	<40	327	<40	<12	73	2580	<24	<20	<12	<24	<9	<8	395000	239000	153000
TPE2945	1.50-	150221-72	19/02/2015	21/02/2015	12/03/2015	152	<100	374	3160	1010	<40	62.2	114	101	<100	<100	537	2060	1340	<40	<40	81	<40	<12	89	527	<24	<20	<12	<24	<9	<8	7670	4550	2600
TPE2945	2.50-	150221-72	19/02/2015	21/02/2015	12/03/2015	<40	<100	<100	<100	<100	<40	<40	<40	<40	245	320	1460	468	<100	<40	<40	<40	<40	<12	88	<176	<24	<20	<12	<24	<9	<8	2520	<100	2500
TPE2945	3.50-	150221-72	19/02/2015	21/02/2015	11/03/2015	46.7	<100	<100	2370	<100	<40	87.1	96.6	<40	<100	<100	<100	<100	<100	<40	<40	106	<40	<12	100	430	<24	29.7	25.5	25.5	25.5	<8	2770	2370	<100
TPE2945	4.50-	150221-72	19/02/2015	21/02/2015	12/03/2015	86.2	<100	<100	<100	<100	<40	84	111	57.1	<100	<100	<100	<100	<100	<40	<40	77.3	<40	<12	81	449	<24	<20	<12	<24	<9	<8	431	<100	<100
TPE2946	0.50-	150221-72	19/02/2015	21/02/2015	05/05/2015	726	15700	36200	70900	15000	<40	86.6	261	485	978	5910	26000	14700	6300	<40	<40	189	<40	<12	77	1780	<24	<20	<12	<24	<9	<8	187000	138000	47600
TPE2946	1.50-	150221-72	19/02/2015	21/02/2015	11/03/2015	248	38300	63700	106000	35300	59.5	87.6	98.4	164	6550	35800	90600	34600	13000	<40	<40	78.9	<40	<12	101	740	<24	<20	<12	<24	<9	<8	411000	243000	168000
TPE2946	2.50-	150221-72	19/02/2015	21/02/2015	16/03/2015	546	14000	31200	62200	19800	<40	152	395	364	1170	6170	26700	10600	4380	<40	<40	298	<40	<12	76	1800	<24	<20	<12	<24	<9	<8	174000	127000	44700
TPE2946	3.50-	150221-72	19/02/2015	21/02/2015	11/03/2015	<40	11200	19200	26200	3670	<40	<40	<40	<40	3970	15700	35300	14400	5800	<40	<40	<40	<40	<12	103	<176	<24	<20	<12	<24	<9	<8	130000	60300	69400
TPE2947	0.50-	150221-72	19/02/2015	21/02/2015	11/03/2015	797	14200	44100	110000	39600	<40	206	741	531	2060	10700	55700	22600	9300	92.8	<40	607	92.8	15.5	77	3020	53.6	<20	42.8	205	96.4	<8	303000	208000	91100
TPE2947	1.50-	150221-72	19/02/2015	21/02/2015	12/03/2015	300	11600	34100	96200	20900	42.8	394	659	200	798	6900	33100	13900	5290	<40	<40	439	<40	<12	100	2040	<24	<20	<12	<24	<9	<8	220000	163000	54700
TPE2947	2.50-	150221-72	19/02/2015	21/02/2015	12/03/2015	242	4580	4610	9780	4390	48.8	325	359	161	<100	<100	<100	<100	<100	<40	<40	263	<40	<12	109	1410	<24	<20	<12	<24	<9	<8	24800	23400	<100
TPE2947	3.50-	150221-72	19/02/2015	21/02/2015	11/03/2015	23300	127000	31400	17700	<100	148	18100	26300	15500	58300	17900	11300	<100	<100	64.4	<40	17600	64.4	<12	87	101000	<24	170	<12	64.4	<9	<8	365000	176000	87600
TPE2949	0.50-	150221-72	19/02/2015	21/02/2015	06/05/2015	818	12000	43800	121000	45000	97.4	1680	4230	544	3020	15600	71900	31700	11800	<40	<40	2820	<40	<12	76	10200	<24	<20	<12	<24	<9	<8	355000	222000	122000
TPE2949	1.50-	150221-72	19/02/2015	21/02/2015	12/03/2015	197	<100	<100	315	<100	213	589	564	131	<100	<100	<100	<100	<100	393	145	1640	393	208	91	3870	883	<20	174	1810	1060	145	4190	315	<100
TPE2949	2.50-	150221-72	19/02/2015	21/02/2015	12/03/2015	154000	11300	13200	75000	31600	87600	784000	478000	102000	12600	10000	31600	15900	5710	<200	<200	333000	<200	13900	85	1940000	<120	<100	<60	13900	<9	<40	2140000	131000	70100
TPE2949	3.50-	150221-72	19/02/2015	21/02/2015	12/03/2015	75400	24900	13500	51800	22200	1050	20100	88600	50200	30800	10500	22000	10100	3550	505	<40	70600	505	2130	102	307000	9390	<20	<12	12000	9390	<8	492000	112000	73400
TPE2949	4.50-	150221-72	19/02/2015	21/02/2015	12/03/2015	40700	5730	7480	22500	10000	1360	33400	51400	27100	11900	7860	15200	6940	2530	260	<40	34200	260	<12	122	188000	<24	<20	<12	260	<9	<8	276000	45700	41900
TPE2950	0.50-	150221-72	19/02/2015	21/02/2015	12/03/2015	101	2010	11900	66700	14800	81.2	280	266	67.3	1140	4570	34900	20200	8930	<40	<40	370	<40	60.9	81	1210	113	<20	18.2	204	131	11.7	158000	95400	60900
TPE2950	1.50-	150221-72	19/02/2015	21/02/2015	12/03/2015	158	2460	17200	54200	28200	95.2	417	335	105	483	3560	27400	18100	7720	<40	<40	334	<40	34.7	81	1480	66.1	<20	<12	101	66.1	<8	153000	102000	49600
TPE2950	2.50-	150221-72	19/02/2015	21/02/2015	12/03/2015	16000	39600	74200	116000	33100	609	28600	51000	10600	7330	22700	56800	19600	7450	168	<40	34000	168	<12	114	141000	<24	216	<12	168	<9	<8	510000	263000	106000
TPE2950	3.50-	150221-72	19/02/2015	21/02/2015	12/03/2015	<40	75000	18800	156000	80400	3580	19100	48700	<40	18100	6500	67200	36100	13300	11500	<40	32500	**11500**	<12	68	117000	<24	1870	<12	11500	<9	<8	574000	330000	128000
TPE2950	4.50-	150221-72	19/02/2015	21/02/2015	12/03/2015	49300	71500	49100	59700	16500	487	25500	81200	32900	82500	35200	35900	12400	4940	560	<40	54100	560	<12	105	244000	<24	<20	<12	560	<9	<8	607000	197000	166000
TPE2951	0.50-	150221-72	19/02/2015	21/02/2015	06/05/2015	61.4	14800	31600	64700	19000	46.3	196	104	40.9	2930	13200	56400	24100	9080	<40	<40	123	<40	14	75	598	34.5	<20	<12	48.5	34.5	<8	227000	130000	96500
TPE2951	1.50-	150221-72	19/02/2015	21/02/2015	12/03/2015	<40	921	10300	32000	12000	<40	148	83.3	<40	475	1610	18600	12800	5110	<40	<40	93.2	<40	13.3	81	405	<24	<20	<12	<24	<9	<8	89000	55100	33500
TPE2951	2.50-	150221-72	19/02/2015	21/02/2015	12/03/2015	34.7	6430	35700	83400	27000	15.7	82.9	35.8	23.5	1020	8760	56500	30300	12400	<10	<10	41.4	<10	5.6	104	245	11.2	5.6	<3	<24	11.2	<2	249000	153000	96600
TPE2952	0.50-	150221-72	19/02/2015	21/02/2015	12/03/2015	40.7	260	7690	31800	9250	61	182	108	<40	437	1510	16900	10600	4180	<40	<40	136	<40	21.4	83	576	35.3	<20	<12	56.7	35.3	<8	79100	49000	29400
TPE2952	0.50-	150223-9	20/02/2015	23/02/2015	13/05/2015	8340	787000	1450000	1790000	556000	<40	452	3580	5560	77300	279000	809000	301000	120000	<40	<40	2390	<40	<12	72	20400	<24	<20	<12	<24	<9	<8	6060000	4580000	1470000
TPE2952	1.50-	150221-72	19/02/2015	21/02/2015	12/03/2015	234	<100	8160	29000	11900	49.8	169	213	156	334	1570	13300	9080	3600	<40	<40	225	<40	26	80	1070	46.5	<20	<12	72.5	46.5	<8	74400	49100	24200
TPE2952	1.50-	150223-9	20/02/2015	23/02/2015	16/03/2015	65.7	3290	14600	49500	16700	<40	<40	<40	43.1	494	1700	19400	12500	4780	<40	<40	<40	<40	<12	83	213	<24	<20	<12	<24	<9	<8	118000	84100	34100
TPE2952	2.50-	150221-72	19/02/2015	21/02/2015	12/03/2015	375	7090	15900	46200	17300	<40	109	261	250	<100	5380	24800	14900	6420	<40	<40	188	<40	<12	91	1230	<24	<20	<12	<24	<9	<8	133000	86400	45100
TPE2952	2.50-	150223-9	20/02/2015	23/02/2015	17/03/2015	2640	16500	37700	88200	30400	71.7	411	1610	1760	786	7790	47700	26800	11300	<40	<40	1300	<40	24.6	106	7800	<24	<20	172	207	172	10.1	264000	173000	83100
TPE2952	3.50-	150221-72	19/02/2015	21/02/2015	13/03/2015	733	34700	181000	514000	421000	118	255	563	489	35300	132000	792000	448000	173000	<40	323	421	<40	20.2	66	2920	<24	<20	25.2	368	25.2	323	2560000	1150000	1410000
TPE2952	3.50-	150223-9	20/02/2015	23/02/2015	16/03/2015	25100	170000	230000	342000	112000	73.4	1820	12700	16700	56500	106000	231000	86800	33300	<40	<40	8460	<40	<12	74	64800	<24	<20	<12	<24	<9	<8	1400000	854000	481000
TPE2952	4.50-	150221-72	19/02/2015	21/02/2015	13/03/2015	63600	258000	327000	603000	217000	772	50100	61800	42400	49400	138000	428000	189000	74800	<200	<200	41200	<200	<60	105	260000	<120	<100	<60	<24	<9	<40	2470000	1410000	806000
TPE2952	4.50-	150223-9	20/02/2015	23/02/2015	17/03/2015	17800	112000	189000	347000	138000	250	2580	12900	11900	11400	55800	215000	91300	36200	<40	<40	8580	<40	<12	76	54000	<24	<20	<12	<24	<9	<8	1210000	787000	373000
TPE2953	0.50-	150221-72	19/02/2015	21/02/2015	05/05/2015	14400	75300	122000	202000	62400	347	1150	3890	9590	21800	51900	125000	45200	17200	<40	<40	2590	<40	<12	65	32000	<24	<20	<12	<24	<9	<8	738000	462000	244000
TPE2953	1.50-	150221-72	19/02/2015	21/02/2015	11/03/2015	87400	29200	7680	13900	<100	211	8670	93800	58300	10000	6040	14900	7040	2820	<40	<40	62500	<40	<12	89	311000	<24	<20	<12	<24	<9	<8	400000	50900	38000
TPE2953	2.50-	150221-72	19/02/2015	21/02/2015	12/03/2015	6500	78800	129000	255000	60500	399	605	1550	4330	20600	60600	168000	62000	23500	<40	<40	1030	<40	<12	73	14400	<24	<20	<12	<24	<9	<8	850000	524000	312000
TPE2953	3.50-	150221-72	19/02/2015	21/02/2015	11/03/2015	10900	12100	6870	12000	621	54.4	423	6460	7250	1790	2370	6360	2900	1050	<40	<40	4310	<40	<12	68	29400	<24	<20	<12	<24	<9	<8	74400	31600	13400
TPE2953	4.30-	150221-72	19/02/2015	21/02/2015	11/03/2015	38100	27400	25600	38300	8350	1520	30300	67100	25400	8130	13700	30700	10100	3480	84	<40	44700	84	<12	111	207000	<24	<20	<12	84	<9	<8	369000	99700	62600
TPE2953A	0.50-	150221-72	19/02/2015	21/02/2015	06/05/2015	267	13200	43000	125000	42100	<40	73.4	101	179	1390	10600	110000	50100	19500	<40	<40	73.4	<40	<12	73	715	<24	<20	<12	<24	<9	<8	397000	224000	172000
TPE2953A	1.50-	150221-72	19/02/2015	21/02/2015	13/03/2015	5970	990000	1630000	3980000	1760000	122	4460	5320	3980	112000	444000	3540000	1530000	520000	<40	<40	3550	<40	<12	77	23400	<24	<20	<12	<24	<9	<8	14000000	8360000	5630000
TPE2953A	2.50-	150221-72	19/02/2015	21/02/2015	13/03/2015	5780	300000	428000	1040000	480000	65.5	1400	3100	3850	23700	127000	1100000	434000	139000	<40	<40	2070	<40	<12	95	16300	<24	<20	<12	<24	<9	<8	3950000	2250000	1680000
TPE2953A	3.50-	150221-72	19/02/2015	21/02/2015	25/02/2015	-	-	-	-	-	-	-	-	-	-	-	-	-	-	-	-	-	-	-	-	-	-	-	-	-	-	-	-	-	-
TPE2953A	4.30-	150221-72	19/02/2015	21/02/2015	13/03/2015	597	23300	35000	89100	48200	<40	64.4	147	398	1890	8720	74400	33700	11900	<40	<40	106	<40	<12	97	1330	<24	<20	<12	<24	<9	<8	316000	196000	119000
TPE2960	0.50-	150108-60	05/01/2015	08/01/2015	11/02/2015	<40	1890	8730	32800	6360	<40	<40	<40	<40	<100	764	21000	23200	10800	<40	<40	<40	<40	<12	91	<176	<24	<20	<12	<24	<9	<8	94700	49800	45000
TPE2960	1.50-	150108-60	05/01/2015	08/01/2015	14/01/2015	57.1	3070	5770	24900	4730	<40	<40	<40	<40	<100	1920	19500	12300	4870	<40	<40	<40	<40	<12	104	<176	<24	<20	<12	<24	<9	<8	72300	38500	33700
TPE2977	0.50-	150225-89	23/02/2015	25/02/2015	15/05/2015	166	38100	172000	326000	84300	<40	59.7	104	111	2160	21100	122000	51800	21200	<40	<40	78.4	<40	<12	70	544	<24	<20	<12	<24	<9	<8	818000	620000	197000
TPE2980	0.50-	150225-89	23/02/2015	25/02/2015	14/05/2015	191	15500	62300	227000	87000	<40	97	134	127	11600	54700	290000	150000	63600	<40	<40	105	<40	<12	117	695	<24	<20	<12	<24	<9	8.62	899000	392000	506000
TPE2980	1.20-	150225-89	23/02/2015	25/02/2015	17/03/2015	1510	119000	541000	2010000	329000	<40	136	620	1010	16400	220000	1120000	260000	82400	<40	<40	413	<40	<12	73	3720	<24	<20	<12	<24	<9	<8	4610000	2990000	1610000
TPE2982	0.50-	150223-9	20/02/2015	23/02/2015	17/03/2015	620	60100	112000	144000	43700	<40	69.4	164	414	2560	15100	49200	26800	11700	<40	<40	122	<40	<12	81	1410	<24	<20	<12	<24	<9	<8	455000	360000	93600
TPE2982	1.00-	150223-9	20/02/2015	23/02/2015	17/03/2015	9070	47800	34000	29800	6920	<40	164	615	6050	3430	5110	12100	4150	1620	<40	<40	411	<40	<12	94	16300	<24	<20	<12	<24	<9	<8	160000	119000	24800
TPE2982	2.00-	150223-9	20/02/2015	23/02/2015	17/03/2015	82000	450000	87700	17200	<100	<40	7190	11200	54700	126000	20900	5260	<100	<100	<40	<40	7460	<40	<12	73	163000	<24	<20	<12	<24	<9	<8	869000	555000	152000
TPE2982	3.00-	150223-9	20/02/2015	23/02/2015	17/03/2015	5110	12100	7870	17400	14100	109	5900	9780	3410	3100	3530	5730	3660	1230	<40	<40	7310	<40	482	97	31600	314	<20	<12	796	314	<8	99200	51600	16000
TPE2983	0.50-	150221-72	19/02/2015	21/02/2015	12/03/2015	944	11100	34200	73300	20300	<40	220	346	628	3070	13800	52700	19300	7320	<40	<40	264	<40	14.4	76	2430	<24	<20	<12	<24	<9	<8	230000	139000	88900
TPE2983	1.50-	150221-72	19/02/2015	21/02/2015	16/03/2015	3610	57600	83000	108000	29100	<40	244	1110	2410	12300	38400	79400	35300	16100	<40	<40	785	<40	25.2	81	8220	<24	<20	<12	25.2	<9	<8	451000	278000	165000
TPE2983	2.50-	150221-72	19/02/2015	21/02/2015	12/03/2015	295	<100	<100	<100	<100	170	3900	2580	196	<100	<100	<100	<100	<100	175	132	1750	175	<12	85	9190	28.9	<20	<12	336	28.9	132	9190	<100	<100
TPE2983	3.50-	150221-72	19/02/2015	21/02/2015	12/03/2015	255	299	1360	<100	<100	69.4	2380	1490	170	<100	<100	<100	1880	1360	98.7	64	1040	98.7	42.3	87	5630	<24	60.8	<12	205	<9	64	9100	1660	1880
TPE2983	4.50-	150221-72	19/02/2015	21/02/2015	12/03/2015	391	5040	7860	13600	2530	<40	576	757	261	147	1410	<100	<100	<100	<40	<40	523	<40	18.9	107	2580	<24	<20	<12	36.7	<9	17.8	33100	29000	1560
TPE2984	0.50-	150221-72	19/02/2015	21/02/2015	06/05/2015	1250	29800	63900	161000	59700	77.7	697	1740	835	7700	30300	119000	65600	27000	114	<40	1440	114	139	74	6210	139	51.1	<12	392	139	<8	543000	315000	223000
TPE2984	1.50-	150221-72	19/02/2015	21/02/2015	16/03/2015	1070	25300	58800	140000	49000	72.6	516	1400	712	3800	17700	75300	33100	13300	44	<40	1090	44	86.9	76	4900	69.3	<20	<12	200	69.3	<8	407000	273000	130000
TPE2984	2.50-	150221-72	19/02/2015	21/02/2015	12/03/2015	23300	405000	68400	30400	1920	<40	3630	13300	15500	99400	32600	19300	3310	1530	<40	<40	8890	<40	<12	90	64800	<24	39.3	<12	<24	<9	<8	725000	506000	155000
TPE2984	3.70-	150221-72	19/02/2015	21/02/2015	12/03/2015	25000	322000	59200	34300	33200	51.1	7070	17700	16600	70000	25900	16500	8750	4700	<40	<40	11800	<40	<12	84	78200	<24	46.7	<12	<24	<9	<8	648000	449000	121000
TPE2986	0.50-	150223-9	20/02/2015	23/02/2015	18/03/2015	1660	38200	93000	149000	48800	122	1020	2210	1110	3930	18600	72200	33100	13300	141	<40	1830	141	155	85	8100	206	<20	<12	502	206	<8	465000	329000	128000
TPE2986	1.50-	150223-9	20/02/2015	23/02/2015	17/03/2015	2220	18400	44700	93800	29300	269	2480	6100	1480	1740	11200	54000	22900	9400	222	<40	4790	222	315	76	17600	412	<20	<12	949	412	<8	294000	186000	89800
TPE2986	2.50-	150223-9	20/02/2015	23/02/2015	17/03/2015	596	2780	5140	8960	1610	227	574	490	397	1630	1520	5310	1200	<100	152	<40	396	152	29.7	86	2830	38.5	<20	<12	220	38.5	<8	31000	18500	9650
TPE2986	3.50-	150223-9	20/02/2015	23/02/2015	17/03/2015	1020	2570	5400	8450	1410	169	845	2110	683	1580	1910	5890	2690	1230	104	<40	1680	104	124	80	6620	143	<20	<12	371	143	<8	36500	17800	12100
TPE2986	4.50-	150223-9	20/02/2015	23/02/2015	17/03/2015	39000	429000	165000	86700	3820	354	2090	18800	26000	269000	122000	56800	3890	1360	127	<40	12500	127	<12	71	98800	<24	<20	<12	127	<9	<8	1230000	684000	452000
TPE2987	0.50-	150221-72	19/02/2015	21/02/2015	05/05/2015	3830	95100	167000	278000	71900	<40	638	3630	2550	6630	39700	89500	40800	15900	<40	<40	2420	<40	<12	86	13100	<24	<20	<12	<24	<9	<8	802000	612000	177000
TPE2987	1.50-	150221-72	19/02/2015	21/02/2015	16/03/2015	89100	350000	101000	179000	61000	17500	102000	65000	59400	10400	15400	81000	45300	19300	<200	<200	43300	<200	<60	101	377000	<120	<100	<60	<24	<9	<40	1220000	691000	152000
TPE2987	2.50-	150221-72	19/02/2015	21/02/2015	11/03/2015	6170	32300	22800	43200	12000	339	931	1840	4120	4340	9710	29900	13400	4700	244	<40	1410	244	79.3	69	15100	101	<20	<12	424	101	<8	183000	110000	57400
TPE2987	3.50-	150221-72	19/02/2015	21/02/2015	12/03/2015	19000	42100	11200	18200	4290	274	1590	4860	12700	7180	9810	26900	12700	4760	170	<40	3240	170	<12	83	41800	<24	<20	<12	170	<9	<8	174000	75800	56700
TPE2987	4.00-	150221-72	19/02/2015	21/02/2015	11/03/2015	10400	32600	58300	93200	30700	2160	30900	25100	6940	2940	12000	44300	25200	10900	518	<40	16800	518	<12	77	92900	<24	<20	<12	518	<9	<8	392000	215000	84400
TPE2988	0.50-	150221-72	19/02/2015	21/02/2015	05/05/2015	16500	65400	118000	203000	65400	5440	29400	10600	11000	29700	91300	347000	123000	41800	<40	<40	7060	<40	<12	77	80000	<24	<20	<12	<24	<9	<8	1120000	452000	590000

Monitor Phase 69

Excavation

No furter action

Trial Pit	Sample Depth	SDG ID.	Date Sampled	Received On	Date Complete	Aliphatics >C10-C12	Aliphatics >C12-C16	Aliphatics >C16-C21	Aliphatics >C21-C35	Aliphatics >C35-C44	Aliphatics >C5-C6	Aliphatics >C6-C8	Aliphatics >C8-C10	Aromatics >EC10-EC12	Aromatics >EC12-EC16	Aromatics >EC16-EC21	Aromatics >EC21-EC35	Aromatics >EC35-EC44	Aromatics >EC40-EC44	Aromatics >EC5-EC7	Aromatics >EC7-EC8	Aromatics >EC8-EC10	Benzene	Ethylbenzene	GRO Surrogate % recovery**	GRO TOT (Moisture Corrected)	m,p-Xylene	Methyl tertiary butyl ether (MTBE)	o-Xylene	sum of detected BTEX by GC	sum of detected mpo xylene by GC	Toluene	Total Aliphatics & Aromatics >C5-C44	Total Aliphatics >C12-C44	Total Aromatics >EC12-EC44
					Commercial >1m															71000	617000	547000	5000									389000			
						µg/kg	µg/kg	µg/kg	µg/kg	µg/kg	µg/kg	µg/kg	µg/kg	µg/kg	µg/kg	µg/kg	µg/kg	µg/kg	µg/kg	µg/kg	µg/kg	µg/kg	µg/kg	µg/kg	%	µg/kg	µg/kg	µg/kg	µg/kg	µg/kg	µg/kg	µg/kg	µg/kg	µg/kg	µg/kg
TPE2988	1.50-	150221-72	19/02/2015	21/02/2015	11/03/2015	9220	76000	141000	267000	82700	136	5830	9880	6150	9020	32200	143000	57900	21900	58.8	<40	6590	58.8	<12	71	37900	<24	<20	<12	58.8	<9	<8	846000	566000	242000
TPE2988	2.50-	150221-72	19/02/2015	21/02/2015	12/03/2015	119000	1410000	1820000	3310000	772000	40300	274000	99200	79500	83600	414000	1770000	521000	202000	<200	<200	66100	<200	<60	86	679000	<120	<100	<60	<24	<9	<40	10800000	7310000	2790000
TPE2988	3.50-	150221-72	19/02/2015	21/02/2015	12/03/2015	37100	986000	774000	538000	96100	5810	46900	19000	24700	252000	448000	568000	174000	66400	<40	<40	12700	<40	<12	75	146000	<24	<20	<12	<24	<9	<8	3980000	2390000	1440000
TPE2988	4.30-	150221-72	19/02/2015	21/02/2015	11/03/2015	55000	879000	694000	570000	77100	1550	27300	33400	36600	79000	181000	297000	99200	38800	201	<40	22300	201	<12	75	176000	<24	<20	<12	201	<9	<8	3050000	2220000	656000
TPE2990	0.50-	150221-72	19/02/2015	21/02/2015	06/05/2015	286	16900	51600	162000	75300	<40	114	210	191	1030	9330	114000	70600	27600	<40	<40	269	<40	21.1	86	1110	91	<20	17.8	141	109	11.1	502000	306000	195000
TPE2990	1.50-	150221-72	19/02/2015	21/02/2015	11/03/2015	312	15200	44000	129000	34600	88	410	701	208	4350	19300	123000	62600	23800	<40	<40	741	<40	84.7	88	2490	166	<20	24.2	296	190	20.9	435000	223000	209000
TPE2990	2.50-	150221-72	19/02/2015	21/02/2015	13/03/2015	1110	22300	69500	257000	128000	<40	1830	4570	742	2370	12300	110000	78500	31500	<40	<40	3330	<40	117	90	11600	171	<20	<12	288	171	<8	692000	477000	203000
TPE2990	3.50-	150221-72	19/02/2015	21/02/2015	12/03/2015	859	88800	171000	420000	153000	<40	739	1430	572	5750	37500	245000	121000	44800	<40	<40	1400	<40	129	82	5060	223	<20	102	454	325	<8	1250000	833000	410000
TPE3021	0.50-	150225-89	23/02/2015	25/02/2015	18/03/2015	2750	166000	247000	403000	106000	<40	118	627	1840	19000	106000	363000	127000	50400	<40	<40	418	<40	<12	73	5780	<24	<20	<12	<24	<9	<8	1540000	922000	615000
TPE3022	0.50-	150225-89	23/02/2015	25/02/2015	14/05/2015	7490	353000	591000	494000	63900	<40	328	2550	4990	184000	440000	438000	83300	31600	<40	<40	1700	<40	<12	72	17100	<24	<20	<12	<24	<9	<8	2670000	1500000	1150000
TPE3022	1.50-	150225-89	23/02/2015	25/02/2015	17/03/2015	12800	71200	87000	24900	3190	59.9	6930	17500	8550	15500	31800	13000	6120	2850	<40	<40	11600	<40	<12	80	57500	<24	<20	<12	<24	<9	<8	310000	186000	66400
TPE3022	2.50-	150225-89	23/02/2015	25/02/2015	17/03/2015	28500	535000	613000	113000	1100	214	20900	41400	19000	225000	263000	63400	11300	4980	<40	<40	28700	<40	1090	95	139000	<24	<20	<12	1090	<9	<8	1960000	1260000	562000
TPE3023	0.50-	150221-73	18/02/2015	21/02/2015	12/05/2015	99.8	8090	22800	127000	66100	<40	<40	78.1	66.2	1840	9150	103000	108000	49100	<40	<40	55.3	<40	<12	71	340	<24	<20	<12	<24	<9	<8	446000	224000	222000
TPE3023	1.50-	150221-73	18/02/2015	21/02/2015	13/03/2015	4640	173000	531000	1670000	273000	<40	113	1640	3090	94500	405000	1250000	224000	66500	<40	<40	1090	<40	<12	69	10600	<24	<20	<12	<24	<9	<8	4620000	2640000	1970000
TPE3023	2.50-	150221-73	18/02/2015	21/02/2015	12/03/2015	1500	8640	24800	63000	10300	<40	130	494	999	4800	20300	59800	11500	3420	<40	<40	335	<40	<12	121	3480	<24	<20	<12	<24	<9	<8	207000	107000	96500
TPE3023	3.60-	150221-73	18/02/2015	21/02/2015	12/03/2015	444	6580	19600	43600	7600	<40	59.4	202	296	199	3850	10700	3420	1220	<40	<40	134	<40	<12	98	1150	<24	<20	<12	<24	<9	<8	96700	77400	18200
TPE3024	0.50-	150221-73	18/02/2015	21/02/2015	13/03/2015	1490	3420	15800	40800	4170	<40	113	454	991	3220	18200	49100	11400	3470	<40	<40	311	<40	<12	93	3380	<24	<20	<12	<24	<9	<8	149000	64100	81900
TPE3024	1.50-	150221-73	18/02/2015	21/02/2015	12/03/2015	306	4050	17400	52100	6970	<40	53.3	182	204	124	3620	16000	4040	1350	<40	<40	121	<40	<12	101	877	<24	<20	<12	<24	<9	<8	105000	80600	23700
TPE3024	2.50-	150221-73	18/02/2015	21/02/2015	12/03/2015	<40	1400	5540	14500	1950	<40	<40	<40	<40	1530	5410	14200	2900	883	<40	<40	<40	<40	<12	79	<176	<24	<20	<12	<24	<9	<8	47400	23400	24100
TPE3024	3.50-	150221-73	18/02/2015	21/02/2015	13/03/2015	3040	198000	576000	1760000	371000	<40	187	1190	2030	87400	464000	1720000	419000	143000	<40	<40	804	<40	<12	67	7300	<24	<20	<12	<24	<9	<8	5600000	2910000	2690000
TPE3024	4.50-	150221-73	18/02/2015	21/02/2015	12/03/2015	1970	94000	290000	766000	143000	55.6	507	1150	1310	18400	114000	432000	114000	40400	<40	<40	782	<40	<12	86	5780	<24	<20	<12	<24	<9	<8	1980000	1290000	679000
TPE3026	0.50-	150223-9	20/02/2015	23/02/2015	18/03/2015	<40	6770	28200	55600	14200	<40	<40	<40	<40	758	4020	23400	9400	3620	<40	<40	<40	<40	<12	130	<176	<24	<20	<12	<24	<9	<8	142000	105000	37600
TPE3026	1.50-	150223-9	20/02/2015	23/02/2015	16/03/2015	133	3260	4310	4350	<100	<40	40.5	86.4	88.6	<100	<100	<100	<100	<100	<40	<40	137	<40	<12	106	499	59.1	<20	<12	59.1	59.1	<8	12400	11900	<100
TPE3026	2.50-	150223-9	20/02/2015	23/02/2015	16/03/2015	16100	4370	24300	52200	11300	44.5	336	3290	10800	1350	5880	26500	9410	4020	<40	<40	2250	<40	26.2	86	32800	34.2	<20	<12	60.4	34.2	<8	168000	92100	43100
TPE3026	3.50-	150223-9	20/02/2015	23/02/2015	16/03/2015	1660	21700	29200	13200	915	<40	85.4	329	1100	3740	12000	5250	511	<100	<40	<40	254	<40	<12	105	3460	<24	<20	<12	<24	<9	<8	90100	65100	21500
TPE3026	4.50-	150223-9	20/02/2015	23/02/2015	17/03/2015	1190	16900	20200	12300	857	338	1480	541	794	4920	11400	12800	3500	1250	<200	<200	450	<200	<60	51	4800	<120	<100	<60	<24	<9	<40	87600	50200	32600
TPE3027	0.50-	150225-89	23/02/2015	25/02/2015	14/05/2015	816	22900	42300	90300	34500	65.8	399	711	544	6110	17300	47600	24000	9600	40.6	42.8	785	<40	61.4	86	3410	192	<20	58.1	354	250	42.8	288000	190000	95000
TPE3027	1.60-	150225-89	23/02/2015	25/02/2015	18/03/2015	1220	21100	41600	136000	34500	177	1050	2060	815	3210	10200	31200	14100	5780	<40	48.4	1970	<40	62.7	118	7370	433	<20	101	645	534	48.4	300000	234000	58700
TPE3027	2.40-	150225-89	23/02/2015	25/02/2015	17/03/2015	85.5	4150	8730	20500	8600	<40	58.8	86.6	56.7	697	2540	7300	4180	1910	<40	<40	117	<40	<12	81	436	37.4	<20	<12	48.1	37.4	10.7	57100	42000	14700
TPE3029	0.50-	150225-89	23/02/2015	25/02/2015	18/03/2015	14400	172000	100000	82200	8850	165	1080	2300	9610	187000	93800	65000	8090	2940	54.7	<40	1680	54.7	55.7	79	29400	89.3	107	<12	200	89.3	<8	747000	364000	354000
TPE3029	1.50-	150225-89	23/02/2015	25/02/2015	18/03/2015	46400	479000	140000	93100	6050	133	1120	8930	31000	200000	113000	70700	6990	2640	<40	<40	5950	<40	<12	79	93600	<24	<20	<12	24.7	<9	24.7	1200000	719000	391000
TPE3029	2.50-	150225-89	23/02/2015	25/02/2015	17/03/2015	8470	17300	19100	15900	3880	142	801	2980	5650	13300	8710	8310	3560	1640	<40	<40	2070	<40	36.6	93	20200	<24	<20	51.7	107	51.7	18.3	110000	56200	33900
TPE3029	3.30-	150225-89	23/02/2015	25/02/2015	17/03/2015	2190	39700	88200	150000	52400	310	1900	3020	1460	3870	15100	57500	26800	10800	300	<40	3060	300	490	71	12200	470	<20	82.1	1340	552	<8	446000	330000	103000
TPE3030	0.50-	150223-9	20/02/2015	23/02/2015	13/05/2015	1430	10400	46200	106000	44600	403	1510	1740	951	8450	31400	112000	59500	25300	226	<40	1890	226	354	80	8140	318	<20	61	959	379	<8	426000	207000	211000
TPE3030	1.60-	150223-9	20/02/2015	23/02/2015	17/03/2015	9550	157000	186000	78200	12000	1650	5790	10700	6360	20300	71200	52100	11500	4170	1010	<40	10100	1010	844	74	45200	2130	<20	<12	3980	2130	<8	633000	433000	155000
TPE3030	2.40-	150223-9	20/02/2015	23/02/2015	17/03/2015	2380	4620	6810	5140	<100	195	1350	1180	1590	1910	2200	3090	1800	863	<40	<40	908	<40	<12	101	7590	94.5	<20	22	117	117	<8	33200	16600	9020
TPE3030	3.70-	150223-9	20/02/2015	23/02/2015	17/03/2015	54900	367000	221000	78400	1720	323	19300	62600	36600	119000	90400	37100	2070	671	57.2	<40	41700	57.2	<12	81	215000	<24	<20	<12	57.2	<9	<8	1130000	668000	248000
TPE3032	0.50-	150223-9	20/02/2015	23/02/2015	17/03/2015	1090	15100	67200	157000	55200	51.3	207	447	724	5190	28400	128000	56600	21800	<40	<40	298	<40	<12	84	2820	<24	<20	<12	<24	<9	<8	515000	294000	218000
TPE3032	1.50-	150223-9	20/02/2015	23/02/2015	17/03/2015	865	9220	21500	51100	16100	102	334	484	577	<100	4860	32900	17100	6820	<40	<40	358	<40	<12	91	2740	<24	<20	30.6	30.6	30.6	<8	156000	98000	54800
TPE3032	2.50-	150223-9	20/02/2015	23/02/2015	17/03/2015	491	<100	<100	<100	<100	90.7	312	275	327	<100	848	5310	3010	1410	<40	<40	225	<40	<12	110	1740	<24	<20	26.4	26.4	26.4	<8	10900	<100	9160
TPE3032	3.40-	150223-9	20/02/2015	23/02/2015	17/03/2015	970	2350	6000	13700	3500	195	934	826	646	182	1150	7590	3360	1240	<40	<40	625	<40	<12	81	4270	<24	39.3	50.2	50.2	50.2	<8	42100	25600	12300
TPE3033	0.50-	150225-89	23/02/2015	25/02/2015	18/03/2015	16300	1180000	1200000	1600000	703000	107	997	4890	10900	481000	635000	1060000	387000	148000	<40	<40	4090	<40	307	71	37300	162	<20	356	825	518	<8	7280000	4680000	2560000
TPE3033	1.50-	150225-89	23/02/2015	25/02/2015	17/03/2015	2570	20700	36100	63900	29500	125	613	1260	1710	1810	10500	39100	15100	5540	<40	<40	887	<40	30.8	71	7170	<24	<20	<12	30.8	<9	<8	224000	150000	66500
TPE3033	2.70-	150225-89	23/02/2015	25/02/2015	18/03/2015	<40	<100	<100	<100	<100	<40	139	132	<40	<100	<100	<100	<100	<100	<40	<40	88	<40	<12	100	419	<24	<20	<12	<24	<9	<8	419	<100	<100
TPE3034	0.50-	150221-72	19/02/2015	21/02/2015	28/04/2015	400	21700	53000	148000	36500	<40	117	213	266	4850	23800	130000	64900	25600	<40	<40	165	<40	<12	77	1200	<24	<20	<12	<24	<9	<8	484000	259000	224000
TPE3034	1.50-	150221-72	19/02/2015	21/02/2015	13/03/2015	<40	3240	12900	40500	14800	<40	<40	<40	<40	1390	5970	68100	42200	15600	<40	<40	<40	<40	<12	99	<176	27.3	<20	<12	27.3	27.3	<8	189000	71400	118000
TPE3034	2.50-	150221-72	19/02/2015	21/02/2015	12/03/2015	34900	1670000	1370000	2140000	515000	335	55200	134000	23200	161000	510000	1090000	428000	171000	79.9	<40	97000	79.9	7400	126	349000	<24	<20	<12	7480	<9	<8	8230000	5700000	2190000
TPE3035	0.50-	150129-105	28/01/2015	29/01/2015	09/02/2015	2790	449000	785000	1410000	491000	<10	1060	1850	1860	92200	346000	994000	397000	154000	<10	<10	1230	<10	<3	42	8790	<6	<5	<3	<24	<9	<2	4970000	3140000	1830000
TPE3035	1.30-	150129-105	28/01/2015	29/01/2015	07/02/2015	127000	3750000	5290000	8030000	2830000	<200	36300	65500	84400	210000	1020000	2710000	1150000	491000	<200	<200	43600	<200	<60	74	357000	<120	<100	<60	<24	<9	<40	25300000	19900000	5090000
TPE3036	0.50-	150129-105	28/01/2015	29/01/2015	17/03/2015	873	21500	66600	122000	37400	<40	133	242	582	1780	21200	113000	56200	22000	<40	<40	171	<40	<12	101	2020	<24	<20	<12	<24	<9	<8	442000	247000	192000
TPE3036	1.80-	150129-105	28/01/2015	29/01/2015	07/02/2015	398000	8570000	7810000	7720000	2120000	58900	982000	552000	265000	281000	803000	2340000	939000	390000	4580	<200	433000	4580	21000	79	2690000	44100	<100	<60	69700	44100	<40	33300000	26200000	4360000
TPE3037	0.50-	150129-105	28/01/2015	29/01/2015	09/02/2015	1230	37500	85100	194000	72000	44.8	448	1180	816	8080	35400	176000	72800	29200	<40	<40	878	<40	24.6	101	4610	68.3	<20	<12	105	68.3	12.3	686000	389000	292000
TPE3037	1.50-	150129-105	28/01/2015	29/01/2015	09/02/2015	<200	3770	31700	114000	29500	<200	<200	<200	<200	<100	3100	72300	44300	18400	<200	<200	<200	<200	<60	101	<880	<120	<100	<60	<24	<9	<40	300000	179000	120000
TPE3049	0.50-	150108-60	05/01/2015	08/01/2015	16/01/2015	<40	34100	149000	359000	124000	<40	<40	<40	<40	1480	15000	239000	164000	67500	<40	<40	<40	<40	<12	57	<176	<24	<20	<12	<24	<9	<8	1090000	666000	419000
TPE3049	1.50-	150108-60	05/01/2015	08/01/2015	14/01/2015	<40	4490	22700	37600	9340	<40	<40	<40	<40	<100	2740	19800	12800	5150	<40	<40	<40	<40	<12	121	<176	<24	<20	<12	<24	<9	<8	109000	74100	35300
TPE3060	0.50-	150221-73	18/02/2015	21/02/2015	13/03/2015	866	51500	296000	1100000	170000	<40	70.4	293	578	22800	261000	1120000	201000	53000	<40	<40	195	<40	<12	78	2020	<24	<20	<12	<24	<9	<8	3220000	1620000	1600000
TPE3060	1.50-	150221-73	18/02/2015	21/02/2015	13/03/2015	1030	65900	389000	1380000	200000	<40	84.9	538	686	34500	299000	1140000	177000	50500	<40	<40	358	<40	<12	65	2720	<24	<20	<12	<24	<9	<8	3680000	2030000	1650000
TPE3060	2.50-	150221-73	18/02/2015	21/02/2015	12/03/2015	986	36900	192000	636000	91900	<40	92.4	363	658	16200	127000	507000	88800	25800	<40	<40	242	<40	<12	91	2350	<24	<20	<12	<24	<9	<8	1700000	957000	739000
TPE3060	3.50-	150221-73	18/02/2015	21/02/2015	12/03/2015	699	15300	68200	217000	37200	<40	98.8	330	466	8380	75100	357000	77600	22600	<40	<40	223	<40	<12	94	1840	<24	<20	<12	<24	<9	<8	858000	337000	519000
TPE3060	4.50-	150221-73	18/02/2015	21/02/2015	13/03/2015	<40	2540	6010	15400	1750	<40	<40	<40	<40	<100	4140	10300	<100	<100	<40	<40	<40	<40	<12	83	<176	<24	<20	<12	<24	<9	<8	40100	25700	14400
TPE3063	0.50-	150221-72	19/02/2015	21/02/2015	12/03/2015	350	1890	3700	9610	2020	<40	99.4	289	234	<100	<100	1220	<100	<100	<40	<40	199	<40	<12	112	1200	<24	<20	<12	<24	<9	<8	19600	17200	1220
TPE3063	1.50-	150221-72	19/02/2015	21/02/2015	12/03/2015	<40	464	183	1180	<100	<40	<40	<40	<40	<100	<100	<100	<100	<100	<40	<40	<40	<40	<12	104	<176	<24	<20	<12	<24	<9	<8	1830	1830	<100
TPE3063	2.50-	150221-72	19/02/2015	21/02/2015	12/03/2015	<40	3080	6180	11300	9410	<40	<40	<40	<40	887	4190	3620	2630	880	<40	<40	<40	<40	<12	100	<176	<24	<20	<12	<24	<9	<8	41300	29900	11300
TPE3063	3.50-	150221-72	19/02/2015	21/02/2015	12/03/2015	361	2690	3210	7180	3560	<40	114	309	241	<100	<100	<100	<100	<100	<40	<40	215	<40	<12	94	1270	<24	<20	<12	<24	<9	<8	17900	16600	<100
TPE3063	4.50-	150221-72	19/02/2015	21/02/2015	12/03/2015	426	2330	6130	29800	20800	<40	113	278	284	<100	2770	16200	14300	6660	<40	<40	195	<40	<12	104	1330	<24	<20	<12	<24	<9	<8	93700	59000	33300
TPE3065	0.50-	150225-89	23/02/2015	25/02/2015	18/03/2015	3680	125000	137000	28700	1420	66.6	509	912	2450	19000	48400	14200	3500	1510	<40	<40	608	<40	<12	86	8240	<24	<20	<12	<24	<9	<8	385000	292000	85100
TPE3065	1.30-	150225-89	23/02/2015	25/02/2015	18/03/2015	5930	84200	108000	23300	<100	156	2770	4840	3950	5650	18600	8430	2590	854	<40	<40	3230	<40	<12	87	20900	<24	<20	<12	<24	<9	<8	271000	215000	35300
TPE3066	0.50-	150223-9	20/02/2015	23/02/2015	17/03/2015	195	2560	3280	4520	1130	<40	218	171	130	1200	3070	6670	2810	971	<40	<40	114	<40	<12	76	863	<24	<20	<12	<24	<9	<8	26100	11500	13700
TPE3066	1.50-	150223-9	20/02/2015	23/02/2015	17/03/2015	103000	338000	96200	66500	4470	73.3	1600	59800	68800	82900	69400	48700	1880	<100	<40	<40	45500	<40	<12	96	279000	4200	<20	1410	5610	5610	<8	987000	505000	203000
TPE3066	2.50-	150223-9	20/02/2015	23/02/2015	16/03/2015	95900	172000	61900	42700	2030	329	5670	40000	64000	65700	51200	31100	1210	<100	<40	<40	26700	<40	<12	150	233000	<24	<20	<12	<24	<9	<8	660000	278000	149000
TPE3066	3.50-	150223-9	20/02/2015	23/02/2015	17/03/2015	234000	434000	162000	95900	7540	<200	4300	102000	156000	173000	120000	70700	5720	1800	<200	<200	68300	<200	<60	90	565000	<120	<100	<60	<24	<9	<40	1630000	699000	369000
TPE3067	0.50-	150223-9	20/02/2015	23/02/2015	08/05/2015	148	8380	26700	80800	36500	70.3	157	122	98.5	1200	6950	35100	21500	9210	<40	<40	167	<40	18.4	78	791	51.9	<20	14.1	84.4	66	<8	218000	152000	64800
TPE3067	1.50-	150223-9	20/02/2015	23/02/2015	17/03/2015	<40	680	3980	11900	5400	<40	<40	<40	<40	318	1560	8340	6730	3220	<40	<40	<40	<40	<12	114	<176	<24	<20	<12	<24	<9	<8	38900	21900	17000
TPE3067	2.50-	150223-9	20/02/2015	23/02/2015	17/03/2015	163	1950	12100	34200	15100	55	226	168	109	<100	1400	10600	6240	2550	<40	<40	153	<40	<12	82	907	27	<20	<12	27	27	<8	82500	63400	18300
TPE3067	3.50-	150223-9	20/02/2015	23/02/2015	17/03/2015	1660	10200	14300	56700	26100	<40	678	1550	1110	4740	7990	27700	25500	12700	<40	<40	1240	<40	<12	90	6330	138	33.1	66.2	204	204	<8	179000	107000	65900
TPE3067	4.50-	150223-9	20/02/2015	23/02/2015	16/03/2015	8570	43900	44800	61100	15400	217	8260	10300	5710	43500	28700	39000	14700	5690	<40	<40	6850	<40	<12	113	39900	<24	<20	<12	<24	<9	<8	331000	165000	126000
TPE3068	0.50-	150223-9	20/02/2015	23/02/2015	17/03/2015	<40	16800	103000	391000	241000	<40	179	100	<40	6310	51100	184000	81400	32200	<40	<40	66.8	<40	<12	94	425	<24	<20	<12	<24	<9	<8	1080000	752000	323000
TPE3068	1.40-	150223-9	20/02/2015	23/02/2015	16/03/2015	<40	75800	127000	192000	58900	<40	<40	<40	<40	21700	57400	140000	45100	16800	<40	<40	<40	<40	<12	111	<176	<24	<20	<12	<24	<9	<8	719000	454000	265000
TPE3069	0.50-	150223-9	20/02/2015	23/02/2015	17/03/2015	1830	71600	92500	121000	43300	<40	106	275	1220	13500	34700	77300	29300	11000	<40	<40	183	<40	<12	110	3640	<24	<20	<12	<24	<9	<8	487000	329000	155000
TPE3069	1.70-	150223-9	20/02/2015	23/02/2015	17/03/2015	4910	219000	251000	408000	177000	61.7	283	510	3280	46300	137000	324000	128000	49700	<40	<40	371	<40	<12	70	9410	<24	<20	12.5	<24	12.5	<8	1700000	1060000	635000
TPE3070	0.50-	150129-105	28/01/2015	29/01/2015	09/02/2015	1340	46900	93100	233000	118000	<40	638	1150	892	11400	45900	144000	88200	37200	<40	<40	767	<40	<12	90	4850	<24	23	<12	<24	<9	<8	786000	491000	290000
TPE3071	0.50-	150129-105	28/01/2015	29/01/2015	17/03/2015	850	63200	120000	321000	157000	<40	131	387	567	5200	28600	137000	88200	39600	<40	<40	268	<40	<12	97	2230	<24	<20	<12	<24	<9	<8	923000	661000	259000
TPE3071	1.30-	150129-105	28/01/2015	29/01/2015	09/02/2015	145	57500	193000	233000	57500	<40	59.4	97.9	96.8	3600	28700	165000	73500	28500	<40	<40	70.4	<40	<12	75	484	<24	<20	<12	<24	<9	<8	812000	541000	271000
TPE3072	0.50-	150129-105	28/01/2015	29/01/2015	13/03/2015	1850	43600	78600	170000	61700	<40	1010	3220	1240	14500	44300	146000	64900	25600	<40	<40	2190	<40	<12	80	9530	45.5	<20	<12	45.5	45.5	<8	634000	354000	270000
TPE3072	1.20-	150129-105	28/01/2015	29/01/2015	09/02/2015	2760	42500	74400	155000	56100	<40	3190	6830	1840	13100	41300	139000	59400	23200	<40	<40	4560	<40	<12	98	19200	<24	<20	<12	<24	<9	<8	600000	328000	253000
TPE3076	0.00-1.00	150122-83	19/01/2015	22/01/2015	30/01/2015	5420	79200	64600	113000	19300	<40	403	2230	3610	4950	24700	68400	17100	6010	<40	<40	1490	<40	<12	99	13200	<24	<20	<12	<24	<9	<8	404000	276000	115000
TPE3077	0.00-0.50	150122-83	19/01/2015	22/01/2015	09/03/2015	206	28200	95300	3460000	363000	79.5	1300	388	137	5360	20400	376000	86000	31400	<40	<40	259	<40	<12	74	2400	<24	<20	<12	25.8	<9	25.8	4430000	3940000	488000
TPE3078	0.00-0.50	150122-83	19/01/2015	22/01/2015	09/03/2015	96	9790	51600	3370000	376000	<40	<40	63.6	64.8	10500	14900	461000	82800	28000	<40	<40	72	<40	<12	73	350	<24	<20	<12	<24	<9	<8	4380000	3810000	569000
TPE3078	0.00-1.50	150122-83	19/01/2015	22/01/2015	06/03/2015	292	9370	36600	1810000	182000	<40	192	255	196	6790	10300	182000	38800	14000	<40	<40	181	<40	<12	71	1160	<24	<20	<12	<24	<9	<8	2280000	2040000	238000
TPE3078	0.00-2.50	150122-83	19/01/2015	22/01/2015	29/01/2015	305	18900	57200	2050000	264000	<40	292	423	204	7800	13200	202000	44700	15100	<40	<40	283	<40	<12	66	1570	<24	24.2	<12	<24	<9	<8	2660000	2390000	268000
TPE3079	0.00-0.50	150122-83	19/01/2015	22/01/2015	30/01/2015	414	<100	<100	1030	<100	<40	395	556	277	<100	<100	1140	1380	799	<40	<40	371	<40	<12	107	2050	<24	<20	<12	<24	<9	<8	5590	1030	2520
TPE3079	0.00-1.50	150122-83	19/01/2015	22/01/2015	29/01/2015	54.9	<100	4660	396000	37000	<40	103	104	<40	<100	<100	29900	4850	1490	<40	<40	72.8	<40	<12	105	394	<24	<20	<12	<24	<9	<8	473000	438000	34700
TPE3087	0.50-	150116-6	12/01/2015	16/01/2015	23/01/2015	<40	<100	1410	3800	<100	<40	<40	<40	<40	922	1850	6380	3950	1730	<40	<40	<40	<40	<12	101	<176	<24	<20	<12	<24	<9	<8	18300	5220	13100
TPE3089	0.50-	150211-33	09/02/2015	11/02/2015	23/02/2015	<40	1500	29600	67000	16800	<40	<40	<40	<40	<100	3870	64400	38000	15200	<40	<40	<40	<40	<12	95	<176	<24	<20	<12	<24	<9	<8	221000	115000	106000
TPE3110	0.50-	150223-9	20/02/2015	23/02/2015	17/03/2015	7330	151000	155000	228000	24400	<40	381	2280	4890	9600	29500	56200	7960	1960	<40	<40	1520	<40	<12	81	16400	<24	<20	<12	<24	<9	<8	678000	559000	103000
TPE3110	1.00-	150223-9	20/02/2015	23/02/2015	17/03/2015	59300	1150000	347000	284000	19800	244	7360	51000	39500	338000	221000	186000	13500	3220	<40	<40	34000	<40	<12	92	191000	<24	<20	<12	<24	<9	<8	2750000	1800000	759000
TPE3110	2.00-	150223-9	20/02/2015	23/02/2015	17/03/2015	240000	1560000	468000	335000	23100	548	11300	143000	160000	513000	365000	290000	19300	5040	<200	<200	95400	<200	<60	90	650000	<120	<100	<60	<24	<9	<40	4220000	2380000	1190000
TPE3110	3.00-	150223-9	20/02/2015	23/02/2015	17/03/2015	216000	664000	282000	356000	52800	<200	13700	141000	144000	729000	289000	269000	68200	28600	<200	<200	94200	<200	<60	94	609000	<120	<100	<60	<24	<9	<40	3320000	1350000	1360000
TPE3111	0.50-	150223-9	20/02/2015	23/02/2015	13/05/2015	25600	169000	151000	296000	89500	167	5880	22700	17100	71000	85800	183000	46900	18300	<40	<40	15100	<40	<12	87	86500	<24	<20	<12	<96	<36	<8	1180000	706000	386000
TPE3111	1.50-	150223-9	20/02/2015	23/02/2015	17/03/2015	316000	140000	56800	50700	3920	3130	86300	303000	211000	<100	110000	126000	5360	1500	<200	<200	208000	<200	<60	99	1130000	5760	<100	<60	5760	5760	<40	1620000	252000	241000
TPE3111	2.70-	150223-9	20/02/2015	23/02/2015	17/03/2015	337000	575000	284000	189000	4290	2290	42400	239000	225000	841000	412000	304000	93700	41400	<200	<200	186000	<200	1310	82	1030000	25400	<100	<60	26700	25400	<40	3730000	1050000	1650000
TPE3113	0.50-	150223-9	20/02/2015	23/02/2015	13/05/2015	266000	845000	405000	340000	61700	62800	612000	454000	177000	73600	95100	98500	25400	9380	2460	<200	302000	2460	<60	97	1880000	<120	<100	<60	2460	<9	<40	3820000	1650000	293000
TPE3114	0.50-	150223-9	20/02/2015	23/02/2015	13/05/2015	32300	375000	945000	403000	67400	226	7170	20500	21500	363000	896000	363000	74800	30500	<200	<200	13700	<200	<60	82	95400	<120	<100	<60	<24	<9	<40	3580000	1790000	1700000
TPE3122	0.00-0.50	150122-83	19/01/2015	22/01/2015	09/03/2015	2120	31500	51000	128000	25300	<40	566	1570	1410	3650	14100	80100	37400	14500	<40	<40	1080	<40	<12	87	6790	32.2	<20	<12	32.2	32.2	<8	377000	235000	135000
TPE3122	0.00-1.50	150122-83	19/01/2015	22/01/2015	30/01/2015	58800	68400	46600	89600	14600	582	54800	75900	39200	19900	27300	67000	24000	7340	110	<40	50600	110	<12	110	280000	<24	<20	<12	110	<9	<8	637000	219000	138000

Monitor Phase 69

Excavation

No furter action

Trial Pit	Sample Depth	SDG ID.	Date Sampled	Received On	Date Complete	Aliphatics >C10-C12	Aliphatics >C12-C16	Aliphatics >C16-C21	Aliphatics >C21-C35	Aliphatics >C35-C44	Aliphatics >C5-C6	Aliphatics >C6-C8	Aliphatics >C8-C10	Aromatics >EC10-EC12	Aromatics >EC12-EC16	Aromatics >EC16-EC21	Aromatics >EC21-EC35	Aromatics >EC35-EC44	Aromatics >EC40-EC44	Aromatics >EC5-EC7	Aromatics >EC7-EC8	Aromatics >EC8-EC10	Benzene	Ethylbenzene	GRO Surrogate % recovery**	GRO TOT (Moisture Corrected)	m,p-Xylene	Methyl tertiary butyl ether (MTBE)	o-Xylene	sum of detected BTEX by GC	sum of detected mpo xylene by GC	Toluene	Total Aliphatics & Aromatics >C5-C44	Total Aliphatics >C12-C44	Total Aromatics >EC12-EC44
					Commercial >1m															71000	617000	547000	5000									389000			
						µg/kg	µg/kg	µg/kg	µg/kg	µg/kg	µg/kg	µg/kg	µg/kg	µg/kg	µg/kg	µg/kg	µg/kg	µg/kg	µg/kg	µg/kg	µg/kg	µg/kg	µg/kg	µg/kg	%	µg/kg	µg/kg	µg/kg	µg/kg	µg/kg	µg/kg	µg/kg	µg/kg	µg/kg	µg/kg
TPE3123	0.00-0.50	150122-83	19/01/2015	22/01/2015	30/01/2015	570	14800	67600	79400	15800	<40	168	358	380	3550	33200	47700	14400	5270	<40	<40	238	<40	<12	124	1740	<24	<20	<12	<24	<9	<8	278000	178000	98800
TPE3123	0.00-1.50	150122-83	19/01/2015	22/01/2015	30/01/2015	<40	5900	43700	205000	27700	<40	<40	<40	<40	1340	17900	45500	14800	5190	<40	<40	<40	<40	<12	96	<176	<24	<20	<12	<24	<9	<8	362000	282000	79500
TPE3123	0.00-2.50	150122-83	19/01/2015	22/01/2015	29/01/2015	5350	213000	195000	37500	8040	<40	615	1630	3570	55600	208000	41600	5020	<100	<40	<40	1090	<40	<12	70	12300	<24	<20	<12	<24	<9	<8	776000	453000	310000
TPE3124	0.00-0.50	150122-83	19/01/2015	22/01/2015	09/03/2015	<40	3000	8220	56700	10800	<40	<40	<40	<40	585	1950	19900	12300	5080	<40	<40	<40	<40	<12	88	<176	<24	<20	<12	<24	<9	<8	113000	78700	34800
TPE3124	0.00-1.50	150122-83	19/01/2015	22/01/2015	30/01/2015	417	<100	30500	3310000	314000	<40	332	383	278	13200	6640	440000	62600	21900	<40	<40	255	<40	<12	81	1710	<24	<20	<12	<24	<9	<8	4180000	3650000	522000
TPE3156	0.50-	150225-89	23/02/2015	25/02/2015	18/03/2015	46500	399000	191000	176000	19400	81	4690	24400	31000	346000	223000	207000	21800	7060	<40	<40	16300	<40	<12	95	123000	<24	<20	<12	<24	<9	<8	1710000	786000	797000
TPE3156	1.50-	150225-89	23/02/2015	25/02/2015	17/03/2015	50100	267000	179000	112000	2500	67.1	2410	14700	33400	262000	183000	98900	5080	1480	<40	<40	9810	<40	<12	77	110000	<24	<20	<12	<24	<9	<8	1220000	561000	549000
TPE3156	2.50-	150225-89	23/02/2015	25/02/2015	18/03/2015	128000	671000	634000	336000	4660	1190	17100	44400	85300	773000	617000	245000	6250	1070	<200	<200	29600	<200	<60	80	306000	<120	<100	<60	<24	<9	<40	3590000	1650000	1640000
TPE3156	3.40-	150225-89	23/02/2015	25/02/2015	18/03/2015	17000	397000	522000	257000	2330	<40	428	2390	11300	302000	503000	197000	6510	1690	<40	<40	1590	<40	<12	79	32700	<24	<20	<12	<24	<9	<8	2220000	1180000	1010000
TPE3157	0.50-	150223-9	20/02/2015	23/02/2015	13/05/2015	502	20000	51300	112000	31600	51.7	358	385	334	11900	97100	163000	58800	23700	<40	<40	277	<40	<12	95	1910	<24	<20	<12	<24	<9	<8	547000	215000	330000
TPE3157	0.80-	150223-9	20/02/2015	23/02/2015	17/03/2015	1090000	499000	56900	137000	40700	56000	641000	1300000	727000	141000	64000	142000	18200	5400	<200	<200	**870000**	<200	<60	77	4690000	<120	<100	<60	<24	<9	<40	5790000	733000	365000
TPE3159	0.50-	150223-9	20/02/2015	23/02/2015	17/03/2015	1040	230000	333000	1020000	221000	<40	173	364	693	50800	109000	347000	84300	24500	<40	<40	257	<40	<12	95	2560	<24	<20	<12	<24	<9	<8	2400000	1800000	591000
TPE3160	0.50-	150223-9	20/02/2015	23/02/2015	13/05/2015	5870	306000	695000	679000	238000	<40	230	1690	3910	300000	784000	408000	119000	48600	<40	<40	1220	<40	<12	70	12900	38.9	<20	55.5	94.4	94.4	<8	3540000	1920000	1610000
TPE3160	1.00-	150223-9	20/02/2015	23/02/2015	17/03/2015	51800	2640000	4900000	1020000	22400	<200	10400	26200	34500	1670000	3350000	607000	31800	13900	<200	<200	17400	<200	<60	87	140000	<120	<100	<60	<24	<9	<40	14400000	8590000	5660000
TPE3161	0.50-	150223-9	20/02/2015	23/02/2015	13/05/2015	990	27300	93800	294000	124000	<40	175	388	661	11700	34300	154000	89300	36600	<40	<40	290	<40	<12	79	2550	26.9	<20	<12	26.9	26.9	<8	831000	540000	289000
TPE3161	1.00-	150223-9	20/02/2015	23/02/2015	13/05/2015	5740	205000	344000	1390000	863000	299	1490	3400	3830	247000	320000	767000	552000	211000	<40	<40	2270	<40	<12	55	17000	<24	<20	<12	<24	<9	<8	4700000	2800000	1890000
TPE3167	0.00-0.50	150122-83	19/01/2015	22/01/2015	09/03/2015	2670	35400	65700	195000	47900	<40	1370	3220	1780	3410	12500	57100	24800	9330	<40	<40	2200	<40	<12	91	11300	53.6	<20	<12	53.6	53.6	<8	453000	344000	97800
TPE3168	0.00-0.50	150122-83	19/01/2015	22/01/2015	09/03/2015	217	4460	14700	44300	13900	<40	136	225	145	804	4700	26400	13900	5730	<40	<40	158	<40	<12	79	897	<24	<20	<12	<24	<9	<8	124000	77300	45800
TPE3168	0.00-1.50	150122-83	19/01/2015	22/01/2015	29/01/2015	4100	6940	7040	26500	16500	<40	572	3520	2740	1590	4410	22900	20100	9840	<40	<40	2350	<40	<12	95	13300	<24	<20	<12	<24	<9	<8	119000	56900	49000
TPE3169	0.00-0.50	150122-83	19/01/2015	22/01/2015	09/03/2015	<40	10200	39000	80700	22000	<40	<40	<40	<40	<100	6170	30700	13600	5330	<40	<40	<40	<40	<12	86	<176	<24	<20	<12	<24	<9	<8	202000	152000	50400
TPE3169	0.00-1.50	150122-83	19/01/2015	22/01/2015	30/01/2015	17500	372000	347000	509000	156000	<40	1230	11500	11700	88500	171000	394000	161000	63300	<40	<40	7650	<40	<12	103	49500	<24	<20	<12	<24	<9	<8	2250000	1380000	814000
TPE3172	0.50-	150122-73	16/01/2015	22/01/2015	29/01/2015	120	48700	87100	123000	39400	<40	179	255	79.8	4600	18900	58900	28500	11600	<40	<40	170	<40	<12	94	823	<24	<20	<12	<24	<9	<8	410000	299000	111000
TPE3172	1.50-	150122-73	16/01/2015	22/01/2015	29/01/2015	292000	1050000	386000	123000	26400	264	100000	226000	194000	70500	79400	52500	13300	4390	<200	<200	151000	<200	<60	100	964000	<120	<100	<60	<24	<9	<40	2760000	1580000	216000
TPE3172	2.50-	150122-73	16/01/2015	22/01/2015	29/01/2015	3430	<100	<100	<100	<100	<40	1430	4210	2290	<100	<100	5020	2070	665	<40	<40	2810	<40	<12	129	14200	<24	<20	<12	<24	<9	<8	21300	<100	7090
TPE3173	0.50-	150122-73	16/01/2015	22/01/2015	29/01/2015	<40	<100	<100	<100	<100	<40	<40	<40	<40	<100	<100	4870	5940	2800	<40	<40	<40	<40	<12	90	<176	<24	<20	<12	<24	<9	<8	10800	<100	10800
TPE3177	0.50-	150131-15	29/01/2015	31/01/2015	11/02/2015	<40	6360	35200	15000	<100	<40	<40	<40	<40	<100	2480	2800	<100	<100	<40	<40	<40	<40	<12	104	<176	<24	<20	<12	<24	<9	<8	61800	56600	5290
TPE3177	1.50-	150131-15	29/01/2015	31/01/2015	10/02/2015	46500	428000	436000	156000	<100	45.2	6830	38300	31000	293000	283000	86800	6030	2550	<40	<40	25500	<40	<12	87	148000	<24	<20	<12	<24	<9	<8	1840000	1020000	669000
TPE3177	2.50-	150131-15	29/01/2015	31/01/2015	10/02/2015	39200	261000	256000	68600	<100	<40	5000	36800	26100	106000	105000	29800	3910	2130	<40	<40	24500	<40	<12	90	132000	<24	<20	<12	<24	<9	<8	962000	585000	245000
TPE3183	0.50-	150211-33	09/02/2015	11/02/2015	23/02/2015	4740	318000	64200	31900	3650	<40	54.2	601	3160	7490	9450	24300	13800	5510	<40	<40	400	<40	<12	109	8970	<24	<20	<12	<24	<9	<8	482000	418000	55000
TPE3183	1.50-	150211-33	09/02/2015	11/02/2015	19/02/2015	18400	331000	202000	25800	<100	<40	454	4390	12300	15200	31700	12700	<100	<100	<40	<40	2930	<40	<12	94	38400	<24	<20	<12	<24	<9	<8	656000	558000	59500
TPE3207	0.50-	150225-89	23/02/2015	25/02/2015	18/03/2015	44500	798000	736000	421000	8910	76.4	560	13200	29700	1670000	1120000	474000	42300	16900	<40	<40	8780	<40	<12	72	96800	<24	<20	<12	<24	<9	<8	5370000	1960000	3310000
TPE3207	1.50-	150225-89	23/02/2015	25/02/2015	17/03/2015	15400	591000	473000	424000	29900	<40	454	2850	10300	141000	358000	409000	38900	13700	<40	<40	1900	<40	<12	74	30900	<24	<20	<12	<24	<9	<8	2500000	1520000	947000
TPE3211	0.50-	150223-9	20/02/2015	23/02/2015	13/05/2015	4970	68500	132000	398000	129000	96.1	1310	2750	3310	21000	73500	205000	84500	33600	<40	<40	1900	<40	<12	80	14300	65.5	<20	<12	65.5	65.5	<8	1130000	728000	384000
TPE3217	0.00-0.50	150122-83	19/01/2015	22/01/2015	09/03/2015	1810	67100	107000	157000	50700	<40	804	2030	1200	9590	35600	113000	38800	15200	<40	<40	1390	<40	<12	90	7270	33.1	<20	<12	33.1	33.1	<8	586000	381000	197000
TPE3218	0.00-0.50	150122-83	19/01/2015	22/01/2015	30/01/2015	12400	219000	204000	243000	52300	<40	503	4340	8280	10300	48200	118000	42600	16200	<40	<40	2890	<40	<12	97	28400	<24	<20	<12	<24	<9	<8	967000	719000	220000
TPE3218	0.00-1.50	150122-83	19/01/2015	22/01/2015	29/01/2015	50000	622000	617000	732000	169000	<40	5650	57900	33300	18800	94600	202000	68600	23600	<40	<40	38600	<40	<12	87	185000	<24	<20	<12	<24	<9	<8	2710000	2140000	384000
TPE3219	0.00-0.50	150122-83	19/01/2015	22/01/2015	09/03/2015	617	10600	31900	129000	39800	<40	241	473	412	<100	8620	61300	32900	14200	<40	<40	326	<40	<12	92	2090	<24	<20	<12	<24	<9	<8	316000	211000	103000
TPE3221	0.50-	150121-48	16/01/2015	21/01/2015	29/01/2015	<40	<100	<100	<100	<100	<40	<40	<40	<40	<100	<100	7070	6430	3230	<40	<40	<40	<40	<12	85	<176	<24	<20	<12	<24	<9	<8	13500	<100	13500
TPE3221	1.50-	150121-48	16/01/2015	21/01/2015	29/01/2015	75200	360000	220000	285000	73500	655	24000	60700	50100	10000	37000	95700	37200	14800	<200	<200	40500	<200	<60	107	251000	<120	<100	<60	<24	<9	<40	1370000	939000	180000
TPE3222	0.50-	150119-1	15/01/2015	19/01/2015	20/02/2015	6900	204000	410000	98500	8030	94.9	918	2470	4600	57200	213000	122000	24200	8260	<40	<40	1650	<40	<12	83	16600	<24	<20	<12	<24	<9	<8	1150000	721000	416000
TPE3224	0.50-	150212-8	11/02/2015	12/02/2015	17/04/2015	<40	1970	13100	48900	15800	<40	<40	<40	<40	1980	4380	43600	38000	16700	<40	<40	<40	<40	<12	65	<176	<24	<20	<12	<24	<9	<8	168000	79800	87900
TPE3224	1.50-	150212-8	11/02/2015	12/02/2015	26/02/2015	<40	53300	252000	254000	94900	<40	<40	<40	<40	4170	55000	235000	120000	49600	<40	<40	<40	<40	<12	57	<176	<24	<20	<12	<24	<9	<8	1070000	655000	414000
TPE3224	2.50-	150212-8	11/02/2015	12/02/2015	25/02/2015	19200	<100	7860	8180	<100	<40	172	6890	12800	<100	2440	14500	9750	4580	<40	<40	4590	<40	<12	98	43600	<24	<20	<12	<24	<9	<8	86300	16000	26700
TPE3226	0.50-	150131-15	29/01/2015	31/01/2015	11/02/2015	<40	<100	2900	4310	<100	<40	<40	<40	<40	<100	<100	<100	<100	<100	<40	<40	<40	<40	<12	92	<176	<24	<20	<12	<24	<9	<8	7210	7210	<100
TPE3226	1.50-	150131-15	29/01/2015	31/01/2015	11/02/2015	<40	4600	10700	144000	88000	<40	<40	<40	<40	<100	2140	8810	8890	3020	<40	<40	<40	<40	<12	95	<176	<24	<20	<12	<24	<9	<8	267000	247000	19800
TPE3226	2.50-	150131-15	29/01/2015	31/01/2015	10/02/2015	<40	<100	<100	2510	<100	<40	<40	<40	<40	416	678	1180	<100	<100	<40	<40	<40	<40	<12	103	<176	<24	<20	<12	<24	<9	<8	4790	2510	2270
TPE3263	0.50-	150131-15	29/01/2015	31/01/2015	11/02/2015	<40	<100	<100	<100	<100	<40	<40	<40	<40	<100	<100	<100	<100	<100	<40	<40	<40	<40	<12	109	<176	<24	<20	<12	<24	<9	<8	<100	<100	<100
TPE3263	1.40-	150131-15	29/01/2015	31/01/2015	10/02/2015	<40	3340	4580	8950	1790	<40	<40	<40	<40	<100	<100	7330	4360	1750	<40	<40	<40	<40	<12	105	<176	<24	<20	<12	<24	<9	<8	30400	18700	11700
TPE3268	0.50-	150121-48	16/01/2015	21/01/2015	29/01/2015	340	64400	196000	218000	41200	<40	2440	1210	226	5590	48900	206000	66600	23900	<40	<40	868	<40	<12	79	5120	<24	<20	61.5	61.5	61.5	<8	851000	519000	327000
TPE3268	1.50-	150121-48	16/01/2015	21/01/2015	29/01/2015	49700	510000	403000	330000	69100	1160	15600	19200	33100	23700	89700	206000	62800	24500	88.1	<40	13500	88.1	<12	88	132000	631	<20	<12	719	631	<8	1830000	1310000	382000
TPE3268	2.50-	150121-48	16/01/2015	21/01/2015	29/01/2015	52300	138000	53600	59200	13700	1130	15800	23100	34900	5960	12800	25100	5060	<100	87.7	<40	16200	87.7	<12	93	144000	825	<20	<12	913	825	<8	457000	265000	48900
TPE3269	0.50-	150122-73	16/01/2015	22/01/2015	29/01/2015	313	17900	24900	12000	3240	<40	129	242	208	1270	7970	24400	8730	3680	<40	<40	175	<40	<12	125	1090	<24	<20	<12	<24	<9	<8	101000	58000	42400
TPE3269	1.50-	150122-73	16/01/2015	22/01/2015	29/01/2015	138000	514000	170000	171000	32000	394	21400	68800	91900	98300	76100	104000	20900	6700	<200	<200	45800	<200	<60	101	366000	<120	<100	<60	<24	<9	<40	1550000	888000	299000
TPE3270	1.00-	150119-1	15/01/2015	19/01/2015	27/01/2015	3350	46400	144000	22700	<100	43.4	1370	2040	2240	10300	62200	26100	7050	2620	<40	<40	1360	<40	<12	111	10400	<24	<20	<12	<24	<9	<8	329000	213000	106000
TPE3271	0.50-	150119-1	15/01/2015	19/01/2015	27/01/2015	9780	144000	571000	149000	1280	<40	760	2150	6520	43500	306000	124000	11500	3620	<40	<40	1430	<40	<12	97	20700	<24	<20	<12	<24	<9	<8	1370000	865000	485000
TPE3272	0.50-	150131-15	29/01/2015	31/01/2015	11/02/2015	5360	105000	323000	71600	1650	<40	906	2500	3570	8250	73300	30700	3010	<100	<40	<40	1720	<40	<12	92	14200	<24	46.6	55.5	55.5	55.5	<8	630000	501000	115000
TPE3272	1.50-	150131-15	29/01/2015	31/01/2015	10/02/2015	8270	176000	171000	72400	9960	51	3320	8430	5510	40800	86200	58400	17700	6900	<40	<40	5620	<40	<12	100	31200	<24	<20	<12	<24	<9	<8	664000	430000	203000
TPE3273	0.50-	150131-15	29/01/2015	31/01/2015	11/02/2015	30300	500000	437000	212000	8380	44.4	1840	11600	20200	219000	223000	209000	45400	17000	<40	<40	7880	<40	133	81	71800	<24	<20	<12	133	<9	<8	1930000	1160000	696000
TPE3280	0.50-	150111-1	08/01/2015	11/01/2015	17/02/2015	<40	25100	144000	263000	83900	<40	85.9	53.2	<40	5900	56100	596000	399000	160000	<40	<40	46	<40	<12	71	264	<24	<20	<12	<24	<9	<8	1570000	516000	1060000
TPE3280	1.50-	150111-1	08/01/2015	11/01/2015	16/01/2015	52400	456000	223000	99200	13200	1960	79900	64700	34900	222000	169000	186000	60100	24300	208	<40	43100	208	<12	85	277000	<24	<20	<12	208	<9	<8	1710000	791000	638000
TPE3282	0.50-	150108-70	06/01/2015	08/01/2015	15/01/2015	<40	2070	25100	65200	<100	<40	<40	<40	<40	<100	2290	26400	8410	3900	<40	<40	<40	<40	<12	92	<176	<24	<20	<12	<24	<9	<8	129000	92400	37100
TPE3282	1.50-	150108-70	06/01/2015	08/01/2015	14/01/2015	17400	796000	571000	61500	<100	<40	231	3100	11600	140000	187000	25700	<100	<100	<40	<40	2060	<40	<12	87	34500	<24	<20	<12	<24	<9	<8	1820000	1430000	353000
TPE3283	0.50-	150108-70	06/01/2015	08/01/2015	11/02/2015	13200	201000	138000	18400	<100	<40	1400	8900	8810	83300	85200	24500	13800	6650	<40	<40	6190	<40	261	81	38500	<24	<20	<12	261	<9	<8	603000	357000	207000
TPE3283	1.50-	150108-70	06/01/2015	08/01/2015	14/01/2015	10900	731000	506000	54900	<100	53.4	17000	19300	7240	216000	191000	33300	<100	<100	<40	<40	12800	<40	<12	80	67200	<24	<20	<12	<24	<9	<8	1800000	1290000	441000
TPE3283	2.50-	150108-70	06/01/2015	08/01/2015	15/01/2015	21200	761000	566000	73500	<100	<40	24600	35100	14100	248000	220000	39600	<100	<100	<40	<40	23400	<40	<12	112	119000	<24	33.1	<12	<24	<9	<8	2030000	1400000	508000
TPE3283	3.50-	150108-70	06/01/2015	08/01/2015	14/01/2015	27500	1010000	724000	89500	<100	124	51400	55700	18300	251000	220000	40800	<100	<100	99.2	<40	37100	99.2	<12	91	190000	<24	<20	<12	99.2	<9	<8	2520000	1820000	511000
TPE3311	0.50-	150108-72	07/01/2015	08/01/2015	16/01/2015	<40	<100	<100	<100	<100	<40	<40	<40	<40	<100	<100	<100	<100	<100	<40	<40	<40	<40	<12	92	<176	<24	<20	<12	<24	<9	<8	<100	<100	<100
TPE3311	1.50-	150108-72	07/01/2015	08/01/2015	15/01/2015	158	<100	<100	<100	<100	<40	110	139	105	<100	<100	<100	<100	<100	<40	<40	92.7	<40	<12	104	614	<24	<20	<12	<24	<9	<8	614	<100	<100
TPE3312	0.50-	150108-72	07/01/2015	08/01/2015	12/02/2015	<40	<100	4750	13800	<100	<40	<40	<40	<40	<100	<100	<100	<100	<100	<40	<40	<40	<40	<12	98	<176	<24	<20	<12	<24	<9	<8	18600	18600	<100
TPE3312	1.50-	150108-72	07/01/2015	08/01/2015	15/01/2015	66600	309000	78900	64400	3600	74.6	9100	57100	44400	46500	29500	40000	4790	1570	<40	<40	38100	<40	<12	118	217000	<24	<20	<12	<24	<9	<8	792000	456000	121000
TPE3314	0.50-	150108-72	07/01/2015	08/01/2015	15/01/2015	454	909	7730	15400	260	<40	47.2	204	302	<100	4700	17200	6050	3520	<40	<40	136	<40	<12	86	1150	<24	<20	<12	<24	<9	<8	53400	24300	28000
TPE3314	1.50-	150108-72	07/01/2015	08/01/2015	13/01/2015	<40	2270	71600	178000	7480	<40	<40	<40	<40	637	30500	91400	12300	6190	<40	<40	<40	<40	<12	91	<176	<24	<20	<12	<24	<9	<8	394000	259000	135000
TPE3314	2.50-	150108-72	07/01/2015	08/01/2015	14/01/2015	21600	200000	120000	81800	6630	<40	1890	6790	14400	17300	37200	53000	20000	8990	<40	<40	4520	<40	<12	116	49200	<24	<20	<12	<24	<9	<8	586000	409000	128000
TPE3315	0.50-	150111-1	08/01/2015	11/01/2015	17/02/2015	<40	2530	56800	129000	<100	<40	<40	<40	<40	<100	11000	96100	29900	14100	<40	<40	<40	<40	<12	95	<176	<24	<20	<12	<24	<9	<8	325000	188000	137000
TPE3315	1.50-	150111-1	08/01/2015	11/01/2015	16/01/2015	68300	630000	187000	478000	53600	50.4	13100	50400	45500	129000	83600	397000	47300	16100	<40	<40	33600	<40	<12	78	211000	<24	<20	<12	<24	<9	<8	2220000	1350000	657000
TPE3316	0.50-	150111-1	08/01/2015	11/01/2015	17/02/2015	<40	7920	20400	101000	68900	<40	<40	<40	<40	2900	14300	188000	112000	50600	<40	<40	<40	<40	<12	97	<176	<24	<20	<12	<24	<9	<8	516000	198000	318000
TPE3316	1.50-	150111-1	08/01/2015	11/01/2015	15/01/2015	419	2660	6000	10600	<100	<40	46	160	278	2170	3390	11000	6430	2650	<40	<40	109	<40	<12	92	1020	<24	<20	<12	<24	<9	<8	43200	19300	22900
TPE3316	2.50-	150111-1	08/01/2015	11/01/2015	14/01/2015	57500	222000	58800	24700	5490	134	25400	73200	38300	67300	30300	15200	5500	2400	52	<40	48800	52	<12	90	243000	<24	<20	<12	52	<9	<8	672000	311000	118000
TPE3320	0.50-	150131-15	29/01/2015	31/01/2015	11/02/2015	29800	196000	248000	201000	8520	9310	112000	68100	19900	35500	110000	112000	5650	<100	228	<40	45400	228	<12	124	285000	<24	<20	<12	228	<9	<8	1200000	654000	263000
TPE3320	1.50-	150131-15	29/01/2015	31/01/2015	10/02/2015	10100	36500	40700	25000	<100	1440	24200	16200	6720	10700	20900	18400	2850	1400	62.2	<40	10800	62.2	<12	100	69400	<24	<20	<12	62.2	<9	<8	225000	102000	52800
TPE3320	2.50-	150131-15	29/01/2015	31/01/2015	10/02/2015	15700	170000	176000	97200	7460	1890	38500	27800	10400	47300	68300	50800	5050	1360	76.4	<40	18600	76.4	<12	99	113000	<24	<20	<12	76.4	<9	<8	735000	451000	171000
TPE3321	0.50-	150131-15	29/01/2015	31/01/2015	11/02/2015	243000	740000	445000	172000	22600	1700	51400	213000	162000	105000	123000	81400	16500	6150	<200	<200	142000	<200	<60	149	814000	<120	<100	<60	<24	<9	<40	2520000	1380000	326000
TPE3321	1.50-	150131-15	29/01/2015	31/01/2015	10/02/2015	165000	406000	250000	90000	8040	3150	57200	160000	110000	137000	112000	66000	13300	4840	114	<100	107000	114	<30	93	602000	<60	<50	<30	114	<9	<20	1690000	754000	329000
TPE3322	0.50-	150131-15	29/01/2015	31/01/2015	11/02/2015	74600	610000	701000	290000	19600	<200	8550	91200	49700	155000	258000	169000	31500	11700	<200	<200	60800	<200	<60	76	285000	<120	<100	<60	<24	<9	<40	2520000	1620000	613000
TPE3322	1.50-	150131-15	29/01/2015	31/01/2015	10/02/2015	3370	73200	94900	38500	2110	<40	374	2600	2250	36400	60200	32800	5110	1750	<40	<40	1730	<40	<12	89	10400	<24	<20	<12	<24	<9	<8	353000	209000	134000
TPE3323	0.50-	150119-1	15/01/2015	19/01/2015	27/01/2015	17700	280000	536000	141000	3850	154	24500	39600	11800	110000	309000	135000	15900	5230	99.5	<40	26400	99.5	<12	112	120000	<24	183	<12	99.5	<9	<8	1650000	961000	570000
TPE3325	1.00-	150119-1	15/01/2015	19/01/2015	27/01/2015	285	<100	<100	<100	<100	<40	196	304	189	<100	<100	<100	<100	<100	<40	<40	202	<40	<12	104	1190	<24	<20	<12	<24	<9	<8	1190	<100	<100
TPE3326	0.50-	150119-1	15/01/2015	19/01/2015	19/02/2015	<40	764	6860	18700	4920	<40	<40	41.8	<40	<100	388	5570	4080	1580	<40	<40	<40	<40	<12	106	<176	<24	<20	<12	<24	<9	<8	41400	31300	10000
TPE3326	1.50-	150119-1	15/01/2015	19/01/2015	26/01/2015	68200	71400	12100	<100	<100	2610	62400	95100	45500	48100	17200	12000	2980	1240	<200	<200	63400	<200	<60	95	337000	<120	<100	<60	<24	<9	<40	501000	83500	80300
TPE3327	0.50-	150131-15	29/01/2015	31/01/2015	18/03/2015	<200	5290	14700	49500	25000	<200	<200	<200	<200	<100	2360	24900	16900	6690	<200	<200	<200	<200	<60	81	<880	<120	<100	<60	<24	<9	<40	139000	94500	44200
TPE3327	1.50-	150131-15	29/01/2015	31/01/2015	11/02/2015	<40	3840	11000	35700	16200	<40	<40	<40	<40	<100	2690	23600	14500	5950	<40	<40	<40	<40	<12	80	<176	<24	<20	<12	<24	<9	<8	108000	66800	40800
TPE3327	2.60-	150131-15	29/01/2015	31/01/2015	11/02/2015	1770	4990	5700	12600	1500	61	523	1140	1180	<100	<100	<100	<100	<100	<40	<40	763	<40	<12	86	5440	<24	<20	<12	<24	<9	<8	30200	24800	<100
TPE3327	3.70-	150131-15	29/01/2015	31/01/2015	10/02/2015	7930	50400	48400	72000	33200	259	4430	6870	5290	2860	7310	27000	27700	14100	<40	<40	4580	<40	<12	121	29400	<24	<20	<12	<24	<9	<8	298000	204000	64900
TPE3356	0.50-	150119-2	14/01/2015	19/01/2015	03/03/2015	11700	168000	63200	27000	10600	44.1	894	3350	7770	9790	15500	28400	19300	8050	<40	<40	2230	<40	<12	96	26000	<24	42.9	<12	<24	<9	<8	367000	268000	73000
TPE3356	1.50-	150119-2	14/01/2015	19/01/2015	26/01/2015	3550	135000	58100	18300	1390	274	942	1590	2370	37900	28200	12700	1180	<100	<40	<40	1060	<40	<12	92	9810	<24	<20	<12	<24	<9	<8	303000	213000	80000
TPE3356	2.50-	150119-2	14/01/2015	19/01/2015	26/01/2015	45900	1400	206	<100	<100	1490	18200	21500	30600	4660	2180	<100	<100	<100	360	<40	14400	360	<12	83	132000	<24	<20	<12	360	<9	<8	141000	1610	6840
TPE3357	0.50-	150119-2	14/01/2015	19/01/2015	03/03/2015	55.4	3630	23300	74800	28200	<40	60.8	91.2	<40	881	6160	39700	25900	11100	<40	<40	64.1	<40	<12	83	320	<24	<20	<12	<24	<9	<8	203000	130000	72600
TPE3357	1.50-	150119-2	14/01/2015	19/01/2015	26/01/2015	<40	1460	1450	3880	<100	<40	<40	<40	<40	1150	3450	12800	4020	1420	<40	<40	<40	<40	<12	102	<176	<24	<20	<12	<24	<9	<8	28200	6790	21400
TPE3357	2.50-	150119-2	14/01/2015	19/01/2015	26/01/2015	19200	33300	10400	5810	<100	4390	48700	27900	12800	23000	7890	2930	<100	<100	<100	<100	18600	<100	<30	120	135000	<60	3400	<30	<24	<9	<20	215000	49500	33800
TPE3358	0.50-	150119-1	15/01/2015	19/01/2015	27/01/2015	22700	185000	173000	146000	46800	<100	42500	145000	15200	71100	89100	167000	67000	26100	<100	<100	96900	<100	<30	116	323000	<60	<50	<30	<24	<9	<20	1270000	551000	394000
TPE3358	1.50-	150119-1	15/01/2015	19/01/2015	22/01/2015	3720	4750	3400	5140	1400	95.7	2680	5530	2480	2510	2840	6400	1200	<100	<40	<40	3680	<40	<12	104	18200	<24	<20	<12	<24	<9	<8	45800	14700	12900
TPE3359	0.50-	150119-1	15/01/2015	19/01/2015	27/01/2015	27500	83900	62200	28200	851	120	50700	102000	18300	39500	46500	30700	4790	1790	50	<40	67900	50	<12	105	266000	<24	<20	<12	50	<9	<8	563000	175000	122000
TPE3359	1.50-	150119-1	15/01/2015	19/01/2015	22/01/2015	4820	6580	4870	<100	<100	78.8	10300	28800	3210	5140	4880	2280	<100	<100	42.2	<40	19200	<40	<12	87	66400	<24	<20	<12	<24	<9	<8	90100	11400	12300
TPE3360	0.50-	150119-1	15/01/2015	19/01/2015	27/01/2015	28000	95600	51400	11800	<100	102	31600	49800	18700	30500	24900	13300	3680	1530	<40	<40	33200	<40	<12	100	161000	<24	<20	<12	<24	<9	<8	393000	159000	72400
TPE3360	1.50-	150119-1	15/01/2015	19/01/2015	27/01/2015	21800	25500	8880	<100	<100	121	39600	56200	14500	3230	2680	1100	837	<100	52.7	<40	37500	52.7	<12	96	170000	<24	<20	<12	52.7	<9	<8	212000	34400	7860

Monitor Phase 69

Excavation
No furter action

Trial Pit	Sample Depth	SDG ID.	Date Sampled	Received On	Date Complete	Aliphatics >C10-C12	Aliphatics >C12-C16	Aliphatics >C16-C21	Aliphatics >C21-C35	Aliphatics >C35-C44	Aliphatics >C5-C6	Aliphatics >C6-C8	Aliphatics >C8-C10	Aromatics >EC10-EC12	Aromatics >EC12-EC16	Aromatics >EC16-EC21	Aromatics >EC21-EC35	Aromatics >EC35-EC44	Aromatics >EC40-EC44	Aromatics >EC5-EC7	Aromatics >EC7-EC8	Aromatics >EC8-EC10	Benzene	Ethylbenzene	GRO Surrogate % recovery**	GRO TOT (Moisture Corrected)	m,p-Xylene	Methyl tertiary butyl ether (MTBE)	o-Xylene	sum of detected BTEX by GC	sum of detected mpo xylene by GC	Toluene	Total Aliphatics & Aromatics >C5-C44	Total Aliphatics >C12-C44	Total Aromatics >EC12-EC44
					Commercial >1m															**71000**	**617000**	**547000**	**5000**									**389000**			
						µg/kg	µg/kg	µg/kg	µg/kg	µg/kg	µg/kg	µg/kg	µg/kg	µg/kg	µg/kg	µg/kg	µg/kg	µg/kg	µg/kg	µg/kg	µg/kg	µg/kg	µg/kg	µg/kg	%	µg/kg	µg/kg	µg/kg	µg/kg	µg/kg	µg/kg	µg/kg	µg/kg	µg/kg	µg/kg
TPE3361	0.50-	150119-1	15/01/2015	19/01/2015	20/02/2015	14400	91200	110000	90700	17600	273	22900	25100	9590	38100	61900	90100	35300	14000	49.5	<40	16700	49.5	<12	107	89100	<24	<20	<12	49.5	<9	<8	624000	310000	225000
TPE3361	1.50-	150119-1	15/01/2015	19/01/2015	26/01/2015	8780	101000	80100	28700	1300	59.4	6500	12400	5850	29500	40900	26300	1720	<100	<40	<40	8290	<40	<12	99	41900	<24	<20	<12	<24	<9	<8	352000	211000	98300
TPE3362	0.50-	150131-15	29/01/2015	31/01/2015	11/02/2015	26200	165000	129000	57900	3140	572	13500	23500	17500	83300	73200	58100	9270	3070	<40	<40	15700	<40	<12	98	96900	<24	<20	<12	<24	<9	<8	676000	355000	224000
TPE3363	0.50-	150131-15	29/01/2015	31/01/2015	11/02/2015	85600	387000	233000	107000	20600	2820	85300	103000	57100	106000	103000	65000	16800	7070	<200	<200	68900	<200	<60	101	403000	<120	<100	<60	<24	<9	<40	1440000	747000	290000
TPE3363	1.50-	150131-15	29/01/2015	31/01/2015	10/02/2015	119000	382000	216000	83200	6950	10600	344000	278000	79400	94800	93600	63500	12000	4120	689	<200	186000	689	<60	106	1020000	<120	<100	<60	689	<9	<40	1970000	688000	264000
TPE3364	0.50-	150131-15	29/01/2015	31/01/2015	11/02/2015	6380	<100	<100	1600	<100	226	51700	58200	4250	<100	<100	<100	<100	<100	<200	<200	38800	<200	<60	108	160000	<120	136	<60	<24	<9	<40	161000	1600	<100
TPE3364	1.50-	150131-15	29/01/2015	31/01/2015	10/02/2015	12500	15600	10200	23900	5330	435	43400	63400	8360	1900	2640	11400	2560	478	<200	<200	42300	<200	<60	110	171000	<120	<100	<60	<24	<9	<40	244000	55100	18500
TPE3366	0.50-	150111-1	08/01/2015	11/01/2015	19/01/2015	<40	<100	<100	<100	<100	<40	<40	<40	<40	<100	<100	<100	<100	<100	<40	<40	<40	<40	<12	124	<176	<24	<20	<12	<24	<9	<8	<100	<100	<100
TPE3366	1.50-	150111-1	08/01/2015	11/01/2015	15/01/2015	236	<100	<100	2180	<100	<40	<40	<40	156	<100	493	3100	850	<100	<40	<40	<40	<40	<12	99	472	<24	<20	<12	<24	<9	<8	7100	2180	4440
TPE3366	2.50-	150111-1	08/01/2015	11/01/2015	16/01/2015	9060	7530	3860	1360	<100	<40	798	3960	6040	<100	<100	<100	<100	<100	<40	<40	2640	<40	<12	97	22500	<24	<20	<12	<24	<9	<8	35300	12700	<100
TPE3367	0.50-	150111-1	08/01/2015	11/01/2015	19/01/2015	<40	<100	2350	12100	<100	<40	<40	<40	<40	<100	148	8950	8380	3800	<40	<40	<40	<40	<12	103	<176	<24	<20	<12	<24	<9	<8	31900	14400	17500
TPE3367	1.50-	150111-1	08/01/2015	11/01/2015	16/01/2015	957	<100	<100	<100	<100	<40	115	808	638	<100	<100	<100	<100	<100	<40	<40	544	<40	<12	113	3070	<24	<20	<12	<24	<9	<8	3070	<100	<100
TPE3367	2.50-	150111-1	08/01/2015	11/01/2015	20/01/2015	15300	54200	33200	17400	1850	<40	6760	38600	10200	10500	13100	7160	912	<100	<40	<40	25800	<40	<12	102	96700	<24	<20	<12	<24	<9	<8	235000	107000	31700
TPE3368	0.50-	150111-1	08/01/2015	11/01/2015	19/01/2015	<40	1130	11900	86200	63200	<40	<40	<40	<40	<100	4330	164000	113000	53100	<40	<40	<40	<40	<12	87	<176	<24	<20	<12	<24	<9	<8	444000	162000	281000
TPE3368	1.50-	150111-1	08/01/2015	11/01/2015	15/01/2015	3430	110000	44700	13600	<100	<40	448	1360	2290	30900	17400	5180	<100	<100	<40	<40	906	<40	<12	99	8440	<24	<20	<12	<24	<9	<8	230000	168000	53600
TPE3369	0.50-	150111-1	08/01/2015	11/01/2015	19/01/2015	<40	<100	9620	125000	112000	<40	<40	<40	<40	<100	4980	152000	139000	67000	<40	<40	<40	<40	<12	77	<176	<24	<20	<12	<24	<9	<8	542000	247000	295000
TPE3369	1.50-	150111-1	08/01/2015	11/01/2015	15/01/2015	5380	1060	1000	<100	<100	<40	87.7	608	3580	<100	<100	<100	<100	<100	<40	<40	405	<40	<12	88	10100	<24	<20	<12	<24	<9	<8	12100	2070	<100
TPE3370	0.50-	150111-1	08/01/2015	11/01/2015	19/01/2015	<40	15400	33100	46000	19500	<40	<40	<40	<40	12700	14800	64200	46100	20400	<40	<40	<40	<40	<12	111	<176	<24	<20	<12	<24	<9	<8	252000	114000	138000
TPE3370	1.50-	150111-1	08/01/2015	11/01/2015	16/01/2015	6580	1860	12300	49100	44700	<40	46.3	294	4390	333	2580	45600	65700	30600	<40	<40	196	<40	<12	89	11500	<24	<20	<12	<24	<9	<8	234000	108000	114000
TPE3370	2.50-	150111-1	08/01/2015	11/01/2015	14/01/2015	69500	279000	163000	87700	15400	54.9	27800	73200	46300	263000	292000	190000	26100	9760	<40	<40	48800	<40	<12	119	266000	<24	<20	<12	<24	<9	<8	1580000	548000	771000
TPE3371	1.00-	150108-72	07/01/2015	08/01/2015	15/01/2015	3380	15600	31800	17000	<100	<40	328	1390	2250	9300	17200	74300	42200	17600	<40	<40	926	<40	<12	93	8280	<24	<20	<12	<24	<9	<8	216000	64400	143000
TPE3371	2.00-	150108-72	07/01/2015	08/01/2015	15/01/2015	53000	199000	118000	72400	23200	<40	4920	20400	35300	297000	215000	153000	37300	13200	<40	<40	13600	<40	<12	75	127000	<24	<20	<12	<24	<9	<8	1240000	413000	702000
TPE3371	3.00-	150108-72	07/01/2015	08/01/2015	14/01/2015	56800	268000	135000	57400	10100	<40	4200	17700	37900	249000	195000	152000	41400	15800	<40	<40	11800	<40	<12	94	128000	<24	<20	<12	<24	<9	<8	1240000	470000	637000
TPE3400	0.50-	150111-1	08/01/2015	11/01/2015	19/01/2015	61	<100	<100	<100	<100	<40	<40	<40	40.3	<100	<100	<100	<100	<100	<40	<40	<40	<40	<12	106	<176	<24	<20	<12	<24	<9	<8	112	<100	<100
TPE3400	1.50-	150111-1	08/01/2015	11/01/2015	14/01/2015	6200	<100	2240	7380	2760	<40	<40	399	4130	934	1690	9510	6770	2930	<40	<40	267	<40	<12	99	11000	<24	<20	<12	<24	<9	<8	42300	12400	18900
TPE3401	0.50-	150111-1	08/01/2015	11/01/2015	19/01/2015	<40	<100	<100	<100	<100	<40	<40	<40	<40	<100	<100	<100	<100	<100	<40	<40	<40	<40	<12	120	<176	<24	<20	<12	<24	<9	<8	<100	<100	<100
TPE3401	1.50-	150111-1	08/01/2015	11/01/2015	15/01/2015	<40	7710	15500	15700	<100	<40	<40	<40	<40	4390	10500	11500	<100	<100	<40	<40	<40	<40	<12	94	<176	<24	<20	<12	<24	<9	<8	65200	38900	26300
TPE3402	0.50-	150119-2	14/01/2015	19/01/2015	27/01/2015	<10	6010	27300	115000	146000	<10	<10	<10	<10	1020	6790	102000	166000	75700	<10	<10	<10	<10	<3	105	<44	<6	<5	<3	<24	<9	<2	570000	294000	276000
TPE3402	1.50-	150119-2	14/01/2015	19/01/2015	27/01/2015	<40	2330	8750	15700	4670	<40	<40	<40	<40	<100	509	5580	4330	2040	<40	<40	<40	<40	<12	102	<176	<24	<20	<12	<24	<9	<8	41800	31400	10400
TPE3402	2.50-	150119-2	14/01/2015	19/01/2015	26/01/2015	10300	31400	19600	13700	4810	<40	2970	5580	6880	10600	12800	19500	11100	4900	<40	<40	3720	<40	<12	100	29500	<24	41.4	<12	<24	<9	<8	153000	69500	54000
TPE3403	1.00-	150119-2	14/01/2015	19/01/2015	27/01/2015	635	35700	64400	72100	6190	<10	160	390	423	1130	10700	28100	7170	2840	<10	<10	260	<10	<3	94	1870	<6	<5	<3	<24	<9	<2	227000	178000	47000
TPE3403	2.00-	150119-2	14/01/2015	19/01/2015	26/01/2015	6500	3130	9090	9840	<100	<40	70.6	520	4330	928	4520	10300	2530	971	<40	<40	346	<40	<12	110	11800	<24	<20	<12	<24	<9	<8	52200	22100	18300
TPE3405	0.50-	150131-15	29/01/2015	31/01/2015	18/03/2015	54.9	2030	12200	26200	6560	<40	86.6	98.8	<40	1010	3410	25700	15100	6250	<40	<40	74.4	<40	<12	93	373	<24	<20	<12	<24	<9	<8	92500	47000	45100
TPE3405	1.50-	150131-15	29/01/2015	31/01/2015	10/02/2015	48400	800000	426000	152000	<100	103	10300	36800	32300	102000	161000	124000	13700	3920	<40	<40	24500	<40	<12	82	152000	<24	<20	<12	<24	<9	<8	1930000	1380000	401000
TPE3406	0.50-	150119-1	15/01/2015	19/01/2015	27/01/2015	84400	65400	61800	24300	1210	1540	64900	96900	56300	38900	38000	29400	6550	2560	154	<40	64600	154	<12	95	369000	<24	<20	<12	154	<9	<8	634000	153000	113000
TPE3406	1.50-	150119-1	15/01/2015	19/01/2015	22/01/2015	15300	112000	114000	51600	5450	96.4	4480	8290	10200	16000	33000	32400	7660	2080	<40	<40	5530	<40	<12	99	44000	<24	<20	<12	<24	<9	<8	416000	283000	89100
TPE3407	0.50-	150119-1	15/01/2015	19/01/2015	20/02/2015	10000	75400	75400	53200	7680	74.9	8620	17500	6680	24800	44400	55100	13500	4920	<40	<40	11700	<40	<12	105	54700	<24	<20	<12	<24	<9	<8	404000	212000	138000
TPE3407	1.50-	150119-1	15/01/2015	19/01/2015	26/01/2015	125000	157000	66100	23700	1690	7310	126000	143000	83300	68700	38500	29900	8500	3490	368	<200	95600	368	<60	95	581000	<120	<100	<60	368	<9	<40	974000	248000	146000
TPE3450	0.50-	150119-1	15/01/2015	19/01/2015	27/01/2015	138000	158000	64300	22500	<100	595	97500	180000	91800	46300	36700	26200	5810	2400	<200	<200	120000	<200	<60	107	628000	<120	<100	<60	<24	<9	<40	987000	245000	115000
TPE3450	1.50-	150119-1	15/01/2015	19/01/2015	27/01/2015	50200	365000	130000	59400	11000	295	55200	89400	33500	26700	35900	28600	9410	4080	65	<40	59600	65	<12	99	288000	<24	<20	<12	65	<9	<8	954000	565000	101000
TPE3451	0.50-	150119-1	15/01/2015	19/01/2015	27/01/2015	41600	167000	197000	92700	8780	962	62500	68000	27700	65600	94300	74900	13100	4670	119	<100	45300	119	<30	104	246000	<60	<50	<30	119	<9	<20	960000	465000	248000
TPE3451	1.50-	150119-1	15/01/2015	19/01/2015	26/01/2015	38200	205000	127000	64500	12600	2240	46900	47200	25500	84600	99900	179000	54700	20800	75.2	<40	31400	75.2	<12	97	191000	<24	<20	<12	75.2	<9	<8	1020000	409000	418000
TPE3453	0.50-	150211-33	09/02/2015	11/02/2015	07/04/2015	83.3	10400	63300	137000	16300	<40	<40	52.2	55.5	1730	10400	66000	31400	13900	<40	<40	<40	<40	<12	81	258	<24	<20	<12	<24	<9	<8	336000	227000	110000
TPE3453	1.50-	150211-33	09/02/2015	11/02/2015	19/02/2015	77400	1340000	1490000	772000	13000	329	14400	53500	51600	125000	186000	189000	36600	14400	<40	<40	35700	<40	<12	94	233000	<24	<20	<12	<24	<9	<8	4380000	3610000	537000
TPE3453	2.50-	150211-33	09/02/2015	11/02/2015	19/02/2015	63200	743000	273000	89800	4330	363	8390	30100	42200	106000	88100	80300	19500	8550	<40	<40	20100	<40	<12	106	164000	<24	<20	<12	<96	<9	<8	1570000	1110000	294000
TPE3454	0.50-	150114-65	09/01/2015	14/01/2015	17/02/2015	<40	2410	6930	26700	5840	<40	<40	<40	<40	4770	28600	114000	12200	13000	<40	<40	<40	<40	<12	91	<176	<24	<20	<12	<24	<9	<8	202000	41900	160000
TPE3454	1.50-	150114-65	09/01/2015	14/01/2015	20/01/2015	76800	2070000	1280000	296000	3120	59.2	8940	72300	51200	626000	674000	302000	31900	10800	<40	<40	48200	<40	<12	87	258000	<24	<20	<12	<24	<9	<8	5540000	3650000	1630000
TPE3454	2.50-	150114-65	09/01/2015	14/01/2015	20/01/2015	44700	955000	507000	115000	3720	64.4	3610	18800	29800	194000	227000	150000	32700	12800	<40	<40	12600	<40	<12	93	110000	<24	<20	<12	<24	<9	<8	2300000	1580000	604000
TPE3454	3.50-	150114-65	09/01/2015	14/01/2015	20/01/2015	31900	365000	219000	54200	3110	58.2	2030	8320	21200	181000	151000	91500	18500	7390	<40	<40	5550	<40	<12	94	69100	<24	<20	<12	<24	<9	<8	1150000	641000	442000
TPE3455	0.50-	150114-65	09/01/2015	16/01/2015	28/01/2015	21700	218000	228000	188000	28800	166	5330	10800	14400	5860	21000	60000	26100	11000	72	<40	7220	72	<12	74	59700	<24	<20	<12	72	<9	<8	836000	663000	113000
TPE3455	1.50-	150114-65	09/01/2015	16/01/2015	28/01/2015	<40	1000	30400	91900	38400	<40	<40	<40	<40	<100	2940	66200	47600	19300	<40	<40	<40	<40	<12	83	<176	<24	<20	<12	<24	<9	<8	278000	162000	117000
TPE3456	0.50-	150116-7	13/01/2015	16/01/2015	02/03/2015	<40	13300	39600	107000	68000	<40	<40	<40	<40	2680	16600	146000	93000	41700	<40	<40	<40	<40	<12	103	<176	<24	<20	<12	<24	<9	<8	486000	228000	259000
TPE3456	1.50-	150116-7	13/01/2015	16/01/2015	26/01/2015	33500	354000	265000	125000	7810	54.7	2930	29200	22400	45700	67000	60000	13600	5470	<40	<40	19400	<40	<12	97	108000	<24	<20	<12	<24	<9	<8	1050000	752000	186000
TPE3457	0.50-	150116-7	13/01/2015	16/01/2015	23/01/2015	<40	<100	<100	<100	<100	<40	<40	<40	<40	<100	<100	<100	<100	<100	<40	<40	<40	<40	<12	135	<176	<24	<20	<12	<24	<9	<8	<100	<100	<100
TPE3457	1.50-	150116-7	13/01/2015	16/01/2015	26/01/2015	458	1200	13200	12400	1520	<40	89.8	308	305	679	5840	27700	14400	5700	<40	<40	205	<40	<12	111	1380	<24	<20	<12	<24	<9	<8	78300	28300	48700
TPE3458	1.00-	150119-2	14/01/2015	19/01/2015	27/01/2015	<40	<100	7420	141000	134000	<40	<40	<40	<40	577	3760	125000	140000	67100	<40	<40	<40	<40	<12	78	<176	<24	<20	<12	<24	<9	<8	552000	283000	269000
TPE3458	2.00-	150119-2	14/01/2015	19/01/2015	27/01/2015	12600	126000	110000	79200	1720	<40	8770	13100	8410	5800	17600	23800	1680	<100	<40	<40	8730	<40	<12	83	51600	<24	<20	<12	<24	<9	<8	416000	316000	48900
TPE3459	0.50-	150119-2	14/01/2015	19/01/2015	27/01/2015	<40	<100	<100	7390	<100	<40	<40	<40	<40	<100	<100	3650	5820	2830	<40	<40	<40	<40	<12	71	<176	<24	<20	<12	<24	<9	<8	16900	7390	9460
TPE3459	1.50-	150119-2	14/01/2015	19/01/2015	27/01/2015	<40	<100	<100	3270	325	<40	<40	<40	<40	<100	<100	<100	529	<100	<40	<40	<40	<40	<12	133	<176	<24	<20	<12	<24	<9	<8	4120	3590	529
TPE3489	1.00-	150119-2	14/01/2015	19/01/2015	27/01/2015	1480	275000	191000	762000	250000	<40	108	603	986	65400	99800	962000	367000	133000	<40	<40	402	<40	<12	105	3590	<24	<20	<12	<24	<9	<8	2980000	1480000	1490000
TPE3489	2.00-	150119-2	14/01/2015	19/01/2015	26/01/2015	6480	41900	28200	26900	10200	<40	755	4930	4320	12500	20400	59600	29800	12100	<40	<40	3290	<40	<12	91	19800	<24	<20	<12	<24	<9	<8	249000	107000	122000
TPE3490	0.50-	150119-2	14/01/2015	19/01/2015	27/01/2015	<40	3010	20600	35300	8310	<40	<40	<40	<40	<100	4670	42000	18100	7110	<40	<40	<40	<40	<12	131	<176	<24	<20	<12	<24	<9	<8	132000	67300	64700
TPE3490	1.50-	150119-2	14/01/2015	19/01/2015	27/01/2015	272	11900	47500	198000	95800	<40	71.9	107	181	761	8780	245000	139000	55800	<40	<40	74.4	<40	<12	97	728	<24	<20	<12	<24	<9	<8	748000	353000	394000
TPE3490	2.50-	150119-2	14/01/2015	19/01/2015	27/01/2015	111	5160	26600	103000	48200	<40	40.6	44.3	73.8	446	4470	94700	52500	22100	<40	<40	<40	<40	<12	82	309	<24	<20	<12	<24	<9	<8	335000	183000	152000
TPE3491	0.50-	150116-6	12/01/2015	16/01/2015	19/02/2015	<200	<100	10400	69400	38800	<200	<200	<200	<200	<100	516	106000	70100	26000	<200	<200	<200	<200	<60	121	<880	<120	<100	<60	<24	<9	<40	296000	119000	177000
TPE3491	1.50-	150116-6	12/01/2015	16/01/2015	20/01/2015	<40	<100	<100	4510	<100	<40	<40	<40	<40	<100	807	6910	8330	3970	<40	<40	<40	<40	<12	106	<176	<24	<20	<12	<24	<9	<8	20600	4510	16100
TPE3545	0.50-	150111-1	08/01/2015	11/01/2015	19/01/2015	6740	<100	<100	14600	<100	<40	96.8	825	4500	<100	584	47300	20200	6850	<40	<40	551	<40	<12	98	12700	<24	<20	<12	<24	<9	<8	95400	14600	68100
TPE3546	0.50-	150114-65	09/01/2015	14/01/2015	22/01/2015	6050	117000	85700	38600	5140	<40	285	1920	4040	18000	37000	65600	27200	11300	<40	<40	1300	<40	<12	101	13600	<24	<20	<12	<24	<9	17.1	408000	246000	148000
TPE3546	1.50-	150114-65	09/01/2015	14/01/2015	20/01/2015	270000	1180000	505000	141000	1860	250	17300	92000	180000	176000	223000	197000	52600	20500	<200	<200	61300	<200	<60	99	620000	<120	<100	<60	<24	<9	<40	3100000	1830000	650000
TPE3547	0.50-	150114-65	09/01/2015	14/01/2015	22/01/2015	<40	2420	12900	60700	33600	<40	<40	<40	<40	<100	7320	159000	67200	31400	<40	<40	<40	<40	<12	111	<176	<24	<20	<12	<24	<9	<8	343000	110000	234000
TPE3548	0.50-	150114-65	09/01/2015	14/01/2015	16/02/2015	<40	<100	<100	2670	4980	<40	<40	<40	<40	<100	137	8340	12000	5990	<40	<40	<40	<40	<12	94	<176	<24	<20	<12	<24	<9	<8	28200	7650	20500
TPE3548	1.50-	150114-65	09/01/2015	14/01/2015	18/01/2015	51400	514000	224000	81200	13600	61.3	8290	30000	34300	51100	49800	48300	12200	5650	<40	<40	20000	<40	<12	115	144000	<24	<20	<12	<24	<9	<8	1140000	834000	161000
TPE3549	0.50-	150116-6	12/01/2015	16/01/2015	23/01/2015	<40	<100	8670	32400	17500	<40	<40	<40	<40	<100	1490	34300	31100	15800	<40	<40	<40	<40	<12	103	<176	<24	<20	<12	<24	<9	<8	125000	58500	66900
TPE3549	1.50-	150116-6	12/01/2015	16/01/2015	20/01/2015	<40	<100	855	4000	1320	<40	<40	<40	<40	<100	512	10400	10300	5210	<40	<40	<40	<40	<12	110	<176	<24	<20	<12	<24	<9	<8	27400	6180	21200
TPE3549	2.50-	150116-6	12/01/2015	16/01/2015	20/01/2015	73100	627000	172000	44900	1740	<40	9290	53500	48700	29900	41200	40200	11800	5240	<40	<40	35600	<40	<12	92	221000	<24	<20	<12	<24	<9	<8	1190000	845000	123000
TPE3550	0.50-	150211-33	09/02/2015	11/02/2015	23/02/2015	<40	6670	22500	94100	22700	<40	<40	<40	<40	476	3520	69600	50500	23800	<40	<40	<40	<40	<12	121	<176	<24	<20	<12	<24	<9	<8	270000	146000	124000
TPE3584	0.50-	150203-46	02/02/2015	03/02/2015	13/02/2015	39600	492000	283000	319000	63600	<40	25900	77500	26400	67400	101000	407000	73600	34600	<40	<40	51700	<40	<12	98	221000	<24	<20	<12	<24	<9	<8	2030000	1160000	649000
TPE3585	0.50-	150205-112	03/02/2015	05/02/2015	18/02/2015	<40	4940	8220	94000	21900	<40	<40	<40	<40	491	2050	88800	39300	16700	<40	<40	<40	<40	<12	99	<176	<24	<20	<12	<24	<9	<8	260000	129000	131000
TPE3585	1.50-	150205-112	03/02/2015	05/02/2015	17/02/2015	11000	387000	143000	31100	1540	<40	696	5160	7330	28900	32200	31400	6030	2690	<40	<40	3440	<40	<12	75	27600	<24	<20	<12	<24	<9	<8	689000	563000	98400
TPE3586	0.50-	150205-112	03/02/2015	05/02/2015	18/02/2015	<40	1920	2370	7970	714	<40	<40	<40	<40	<100	<100	14300	6870	2110	<40	<40	<40	<40	<12	82	<176	<24	<20	<12	<24	<9	<8	34200	13000	21200
TPE3586	1.50-	150205-112	03/02/2015	05/02/2015	17/02/2015	28700	505000	235000	81100	5080	<40	3940	24600	19200	48400	68200	140000	38600	18300	<40	<40	16400	<40	<12	72	92800	<24	<20	<12	<24	<9	<8	1210000	826000	295000
TPE3586	2.50-	150205-112	03/02/2015	05/02/2015	17/02/2015	28300	424000	180000	74700	10600	<40	2700	19500	18900	41700	50900	102000	30000	14100	<40	<40	13000	<40	<12	70	82500	<24	<20	<12	<24	<9	<8	997000	689000	225000
TPE3636	0.50-	150114-65	09/01/2015	14/01/2015	22/01/2015	20400	131000	142000	243000	92100	<40	2170	9120	13600	31300	67400	280000	121000	48600	<40	<40	6080	<40	<12	79	51300	<24	<20	<12	<24	<9	<8	1160000	608000	500000
TPE3636	1.50-	150114-65	09/01/2015	14/01/2015	18/01/2015	65400	316000	211000	301000	99100	431	11400	36300	43600	59000	76200	253000	111000	44400	<40	<40	24200	<40	<12	105	181000	<24	<20	<12	<24	<9	<8	1610000	927000	498000
TPE3636	2.50-	150114-65	09/01/2015	14/01/2015	20/01/2015	71700	2320000	1640000	1600000	392000	2380	29100	39200	47800	1090000	1120000	1450000	456000	173000	<40	<40	26100	<40	<12	109	216000	<24	<20	<12	<24	<9	<8	10300000	5950000	4110000
TPE3637	1.00-	150111-1	08/01/2015	11/01/2015	19/01/2015	<40	<100	<100	<100	<100	<40	<40	<40	<40	<100	<100	<100	<100	<100	<40	<40	<40	<40	<12	97	<176	<24	<20	<12	<24	<9	<8	<100	<100	<100
TPE3637	2.00-	150111-1	08/01/2015	11/01/2015	16/01/2015	85000	362000	123000	88400	14300	312	7440	36700	56600	117000	116000	131000	35600	13400	<40	<40	24500	<40	<12	78	211000	<24	<20	<12	<24	<9	<8	1200000	588000	400000
TPE3638	0.50-	150111-1	08/01/2015	11/01/2015	19/01/2015	<40	17400	73200	294000	115000	<40	<40	<40	<40	3440	33800	489000	265000	117000	<40	<40	<40	<40	<12	97	<176	<24	<20	<12	<24	<9	<8	1290000	500000	790000
TPE3638	1.50-	150111-1	08/01/2015	11/01/2015	16/01/2015	23900	312000	290000	444000	127000	417	12100	18600	15900	86600	126000	294000	103000	42200	<40	<40	12400	<40	<12	83	83300	<24	<20	<12	<24	<9	<8	1870000	1170000	610000
TPE3638	2.50-	150111-1	08/01/2015	11/01/2015	15/01/2015	350000	929000	317000	424000	30600	13500	215000	267000	234000	199000	181000	243000	53800	20900	336	<200	178000	336	<60	116	1260000	<120	<100	<60	336	<9	<40	3630000	1700000	676000
TPE3639	0.50-	150111-1	08/01/2015	11/01/2015	19/01/2015	14000	196000	270000	482000	184000	56	10600	21900	9350	41500	114000	376000	157000	64400	44.8	<40	15500	44.8	<12	98	71500	<24	<20	931	976	931	<8	1890000	1130000	688000
TPE3639	1.50-	150111-1	08/01/2015	11/01/2015	16/01/2015	11500	278000	409000	707000	252000	395	33200	59100	7640	55400	164000	549000	198000	79200	199	<40	39400	199	<12	85	151000	<24	<20	<12	199	<9	<8	2760000	1650000	966000
TPE3641	0.50-	150211-33	09/02/2015	11/02/2015	23/02/2015	<40	1290	19700	129000	46000	<40	<40	<40	<40	<100	8620	148000	78700	32800	<40	<40	<40	<40	<12	101	<176	<24	<20	<12	<24	<9	<8	432000	197000	236000
TPE3641	1.50-	150211-33	09/02/2015	11/02/2015	19/02/2015	1880	19700	32500	37800	11100	<40	297	2730	1250	1370	4270	33300	15000	6790	<40	<40	1820	<40	<12	95	7990	<24	<20	<12	<24	<9	<8	163000	101000	53900
TPE3641	2.50-	150211-33	09/02/2015	11/02/2015	19/02/2015	52600	178000	66000	36400	7820	158	22400	72700	35100	21900	19000	21200	6340	2450	92.7	<40	48500	92.7	<12	135	232000	<24	<20	<12	92.7	<9	<8	589000	289000	68500
TPE3642	0.50-	150203-46	02/02/2015	03/02/2015	26/03/2015	31800	128000	68400	63000	12300	147	23400	67400	21200	21800	24900	108000	37300	15600	<40	<40	44900	<40	<12	116	189000	<24	<20	<12	<24	<9	<8	652000	272000	192000
TPE3667	0.50-	150203-46	02/02/2015	03/02/2015	26/03/2015	1340	96800	116000	217000	74200	56.5	1350	2010	895	18900	33200	118000	59700	25500	<40	<40	1340	<40	<12	76	7010	<24	<20	<12	<24	<9	<8	742000	505000	230000
TPE3667	1.50-	150203-46	02/02/2015	03/02/2015	11/02/2015	249000	534000	256000	145000	14900	19000	722000	677000	166000	279000	180000	200000	55800	20900	757	<200	451000	757	<60	123	2280000	<120	<100	<60	757	<9	<40	3950000	950000	716000
TPE3668	0.50-	150203-46	02/02/2015	03/02/2015	26/03/2015	118	28900	202000	674000	207000	<40	436	528	78.8	2460	31300	327000	156000	62200	<40	<40	352	<40	<12	78	1550	<24	<20	<12	<24	<9	<8	1630000	1110000	516000
TPE3716	0.50-	150111-1	08/01/2015	11/01/2015	19/01/2015	3640	<100	<100	<100	<100	<40	401	1300	2420	3720	2940	4890	<100	<100	<40	<40	864	<40	<12	115	8650	<24	<20	<12	<24	<9	<8	20200	<100	11600
TPE3716	1.50-	150111-1	08/01/2015	11/01/2015	16/01/2015	<200	<100	1290	11000	1260	<200	<200	<200	<200	843	1450	4170	2660	1250	<200	<200	<200	<200	<60	78	<880	<120	<100	<60	<24	<9	<40	22700	13600	9120
TPE3718	0.50-	150203-46	02/02/2015	03/02/2015	13/02/2015	5110	80700	156000	346000	123000	40.3	941	5390	3410	21000	154000	520000	225000	95900	<40	<40	3590	<40	<12	77	18500	<24	<20	<12	<24	<9	<8	1640000	705000	920000
TPE3718	1.50-	150203-46	02/02/2015	03/02/2015	10/02/2015	47500	941000	487000	270000	67300	853	29100	30700	31700	195000	162000	97200	33700	13400	<40	<40	20500	<40	<12	78	160000	<24	<20	<12	<24	<9	<8	2410000	1770000	488000
TPE3718	2.50-	150203-46	02/02/2015	03/02/2015	10/02/2015	49900	1050000	455000	242000	58000	646	21400	28200	33300	89800	91400	56700	18600	7200	<40	<40	18800	<40	<12	92	152000	<24	<20	<12	<24	<9	<8	2210000	1800000	256000
TPE3719	0.50-	150203-46	02/02/2015	03/02/2015	26/03/2015	419	13500	49100	151000	53800	<40	192	348	280	21600	171000	456000	129000	46500	<40	<40	232	<40	<12	82	1490	<24	<20	<12	<24	<9	<8	1050000	267000	779000

Monitor Phase 69

Excavation
No furter action

Trial Pit	Sample Depth	SDG ID.	Date Sampled	Received On	Date Complete	Aliphatics >C10-C12	Aliphatics >C12-C16	Aliphatics >C16-C21	Aliphatics >C21-C35	Aliphatics >C35-C44	Aliphatics >C5-C6	Aliphatics >C6-C8	Aliphatics >C8-C10	Aromatics >EC10-EC12	Aromatics >EC12-EC16	Aromatics >EC16-EC21	Aromatics >EC21-EC35	Aromatics >EC35-EC44	Aromatics >EC40-EC44	Aromatics >EC5-EC7	Aromatics >EC7-EC8	Aromatics >EC8-EC10	Benzene	Ethylbenzene	GRO Surrogate % recovery**	GRO TOT (Moisture Corrected)	m,p-Xylene	Methyl tertiary butyl ether (MTBE)	o-Xylene	sum of detected BTEX by GC	sum of detected mpo xylene by GC	Toluene	Total Aliphatics & Aromatics >C5-C44	Total Aliphatics >C12-C44	Total Aromatics >EC12-EC44
					Commercial >1m															71000	617000	547000	5000									389000			
						µg/kg	µg/kg	µg/kg	µg/kg	µg/kg	µg/kg	µg/kg	µg/kg	µg/kg	µg/kg	µg/kg	µg/kg	µg/kg	µg/kg	µg/kg	µg/kg	µg/kg	µg/kg	µg/kg	%	µg/kg	µg/kg	µg/kg	µg/kg	µg/kg	µg/kg	µg/kg	µg/kg	µg/kg	µg/kg
TPE3719	1.50-	150203-46	02/02/2015	03/02/2015	10/02/2015	20800	623000	934000	1490000	415000	363	14100	23400	13900	62300	231000	736000	326000	136000	<40	<40	15600	<40	<12	71	88300	<24	<20	<12	<24	<9	<8	4910000	3460000	1350000
TPE2293	0.50-	150309-45	05/03/2015	09/03/2015	02/04/2015	<40	1360	9340	23700	2780	<40	<40	<40	<40	2430	4980	24900	7640	2730	<40	<40	<40	<40	<12	105	<176	<24	<20	<12	<24	<9	<8	77200	37200	40000
TPE2293	0.50-	150324-26	19/03/2015	24/03/2015	22/04/2015	33900	2320000	3200000	5060000	1790000	276	18700	30000	22600	546000	1110000	3270000	1420000	595000	<40	<40	20000	<40	<12	55	126000	<24	<20	<12	<24	<9	<8	18800000	12400000	6340000
TPE2293	1.50-	150309-45	05/03/2015	09/03/2015	01/04/2015	36000	488000	1170000	2560000	297000	125	695	30000	24000	36300	450000	1220000	245000	83600	<40	<40	20000	<40	<12	109	111000	<24	<20	<12	<24	<9	<8	6580000	4520000	1950000
TPE2293	1.50-	150324-26	19/03/2015	24/03/2015	22/04/2015	1700	79100	142000	218000	66100	<40	82.8	322	1130	19000	80400	219000	65700	23000	<40	<40	215	<40	<12	94	3460	<24	<20	<12	<24	<9	<8	892000	505000	384000
TPE2293	2.50-	150324-26	19/03/2015	24/03/2015	22/04/2015	55.9	10500	20900	46600	19900	<40	<40	66.1	<40	3190	12000	51400	18100	5960	<40	<40	51.3	<40	<12	107	250	<24	<20	<12	<24	<9	<8	183000	97800	84700
TPE2293	3.50-	150324-26	19/03/2015	24/03/2015	22/04/2015	128	6380	13700	32300	14300	<40	47.5	107	84.8	2600	8510	37800	13500	4300	<40	<40	78	<40	<12	99	453	<24	<20	<12	<24	<9	<8	130000	66600	62500
TPE2581	0.50-	150309-45	05/03/2015	09/03/2015	02/04/2015	<40	3990	52500	58800	<100	<40	<40	<40	<40	1120	5700	31000	11400	4210	<40	<40	<40	<40	<12	114	<176	<24	<20	<12	<24	<9	<8	164000	115000	49200
TPE2581	1.50-	150309-45	05/03/2015	09/03/2015	01/04/2015	146000	426000	48300	16400	<100	116	1310	64300	97400	11700	6290	1750	110	<100	<100	<100	42900	<100	<30	106	352000	<60	<50	<30	<24	<9	<20	863000	491000	19800
TPE2581	2.50-	150309-45	05/03/2015	09/03/2015	01/04/2015	79100	603000	2770	<100	<100	132	724	59800	52800	7900	349	<100	<100	<100	<40	<40	39800	<40	<12	103	232000	<24	<20	<12	<24	<9	<8	847000	606000	8250
TPE2615	0.50-	150312-105	10/03/2015	12/03/2015	08/04/2015	6630	199000	249000	138000	28600	<40	62.2	870	4420	8130	37500	41800	14200	5800	<40	<40	589	<40	<12	77	12600	<24	<20	<12	<24	<9	<8	729000	615000	102000
TPE2671	0.50-	150312-105	10/03/2015	12/03/2015	08/04/2015	424	14700	35700	66400	23700	<40	<40	93.3	282	1180	7640	35500	19900	8910	<40	<40	64.8	<40	<12	73	923	<24	<20	<12	<24	<9	<8	205000	140000	64100
TPE2671	1.50-	150312-105	10/03/2015	12/03/2015	08/04/2015	411	36800	132000	209000	20600	<40	97.6	220	274	2020	20800	82100	14500	5450	<40	<40	146	<40	<12	86	1180	<24	<20	<12	<24	<9	<8	519000	398000	119000
TPE2671	2.50-	150312-105	10/03/2015	12/03/2015	01/04/2015	282	12200	39200	87100	27800	<40	78.7	211	187	<100	7880	66200	30800	11100	<40	<40	147	<40	<12	85	947	<24	<20	<12	<24	<9	<8	272000	166000	105000
TPE2676	0.50-	150309-45	05/03/2015	09/03/2015	02/04/2015	3120	239000	215000	182000	24400	<40	90	1020	2080	7860	39400	166000	103000	42000	<40	<40	689	<40	<12	65	7020	<24	<20	<12	<24	<9	<8	984000	661000	316000
TPE2676	1.50-	150309-45	05/03/2015	09/03/2015	01/04/2015	71700	1320000	354000	212000	42600	251	3510	42500	47800	42700	73600	82500	25300	8790	<40	<40	28300	<40	<12	94	194000	<24	<20	<12	<24	<9	<8	2350000	1930000	224000
TPE2676	2.50-	150309-45	05/03/2015	09/03/2015	31/03/2015	68800	346000	156000	290000	36200	298	5730	49400	45900	10500	31500	92400	17100	4620	141	<40	33300	141	385	79	203000	<24	<20	<12	526	<9	<8	1180000	828000	151000
TPE2676	3.50-	150309-45	05/03/2015	09/03/2015	31/03/2015	40200	228000	91900	177000	22800	1370	34700	55800	26800	14300	26300	73500	12800	3420	177	<40	38100	177	915	93	197000	<24	<20	<12	1090	<9	<8	844000	520000	127000
TPE2679	0.50-	150324-26	19/03/2015	24/03/2015	22/04/2015	<40	<100	<100	<100	<100	<40	<40	<40	<40	<100	371	4850	4460	2060	<40	<40	<40	<40	<12	132	<176	<24	<20	<12	<24	<9	<8	9680	<100	9680
TPE2679	1.50-	150324-26	19/03/2015	24/03/2015	22/04/2015	<40	1390	2860	30600	9920	<40	<40	<40	<40	<100	2560	29000	17000	6870	<40	<40	<40	<40	<12	109	<176	<24	<20	<12	<24	<9	<8	93400	44800	48600
TPE2679	2.50-	150324-26	19/03/2015	24/03/2015	22/04/2015	<40	<100	245	1930	<100	<40	<40	<40	<40	<100	1010	4020	<100	<100	<40	<40	<40	<40	<12	73	<176	<24	<20	<12	<24	<9	<8	7200	2170	5030
TPE2679	3.50-	150324-26	19/03/2015	24/03/2015	22/04/2015	18200	17500	11700	9460	1290	64.8	4640	21600	12100	2610	5040	10000	2070	290	41.9	<40	14400	<40	<12	114	71000	<24	<20	<12	<24	<9	<8	131000	39900	19700
TPE2679	4.50-	150324-26	19/03/2015	24/03/2015	22/04/2015	575000	531000	219000	70300	5470	5610	260000	512000	383000	204000	113000	58300	9830	3580	315	<200	341000	315	<60	105	2080000	<120	<100	<60	315	<9	<40	3290000	825000	386000
TPE2722	0.50-	150324-26	19/03/2015	24/03/2015	22/04/2015	<40	6090	24000	53500	10200	<40	42.6	<40	<40	3060	11700	65000	28100	10300	<40	<40	53.8	<40	<12	77	200	<24	<20	<12	<24	<9	<8	202000	93800	108000
TPE2722	1.50-	150324-26	19/03/2015	24/03/2015	20/04/2015	<40	2440	15300	37900	10600	<40	<40	<40	<40	542	2940	24800	14400	5680	<40	<40	<40	<40	<12	74	<176	<24	<20	<12	<24	<9	<8	109000	66200	42700
TPE2722	2.50-	150324-26	19/03/2015	24/03/2015	20/04/2015	<40	<100	4200	9640	1570	<40	<40	<40	<40	712	1750	8650	5000	2080	<40	<40	<40	<40	<12	78	<176	<24	<20	<12	<24	<9	<8	31500	15400	16100
TPE2729	0.50-	150324-26	19/03/2015	24/03/2015	22/04/2015	<40	<100	<100	2720	<100	<40	<40	<40	<40	<100	2990	11800	4210	1560	<40	<40	<40	<40	<12	108	<176	<24	<20	<12	<24	<9	<8	21700	2720	19000
TPE2729	1.50-	150324-26	19/03/2015	24/03/2015	22/04/2015	<40	<100	<100	6120	<100	<40	<40	<40	<40	<100	<100	3060	1720	674	<40	<40	<40	<40	<12	107	<176	<24	<20	<12	<24	<9	<8	10900	6120	4780
TPE2729	2.50-	150324-26	19/03/2015	24/03/2015	22/04/2015	<40	<100	<100	3780	<100	<40	<40	<40	<40	<100	1480	10700	6640	2550	<40	<40	<40	<40	<12	102	<176	<24	<20	<12	<24	<9	<8	22600	3780	18900
TPE2730	0.50-	150324-26	19/03/2015	24/03/2015	22/04/2015	<40	1640	6400	13700	3450	<40	<40	<40	<40	<100	1850	11300	7140	2940	<40	<40	<40	<40	<12	72	<176	<24	<20	<12	<24	<9	<8	45500	25200	20300
TPE2730	1.50-	150324-26	19/03/2015	24/03/2015	22/04/2015	<40	<100	883	9980	9140	<40	<40	<40	<40	<100	1530	15800	14400	6270	<40	<40	<40	<40	<12	110	<176	<24	<20	<12	<24	<9	<8	51800	20000	31800
TPE2730	2.50-	150324-26	19/03/2015	24/03/2015	22/04/2015	<40	12800	37600	82500	25400	<40	<40	<40	<40	<100	6420	56700	38100	16400	<40	<40	<40	<40	<12	87	<176	<24	<20	<12	<24	<9	<8	260000	158000	101000
TPE2731	0.50-	150324-26	19/03/2015	24/03/2015	22/04/2015	<40	<100	238	9450	3780	<40	<40	<40	<40	<100	1580	10900	9020	4150	<40	<40	<40	<40	<12	140	<176	<24	<20	<12	<24	<9	<8	35000	13500	21500
TPE2731	1.50-	150324-26	19/03/2015	24/03/2015	22/04/2015	<40	<100	<100	<100	<100	<40	<40	<40	<40	<100	718	7180	6470	2850	<40	<40	<40	<40	<12	112	<176	<24	<20	<12	<24	<9	<8	14400	<100	14400
TPE2731	2.50-	150324-26	19/03/2015	24/03/2015	22/04/2015	76100	5290000	2100000	700000	7040	<40	515	29000	50700	568000	837000	272000	21800	6200	<40	<40	19300	<40	<12	64	176000	<24	<20	<12	<24	<9	<8	9970000	8100000	1700000
TPE2731	3.50-	150324-26	19/03/2015	24/03/2015	22/04/2015	501000	409000	179000	72300	1490	<200	19200	230000	334000	18200	23900	25100	2630	737	<200	<200	153000	<200	<60	81	1240000	<120	<100	<60	<24	<9	<40	1970000	661000	69800
TPE2731	4.50-	150324-26	19/03/2015	24/03/2015	22/04/2015	93100	855000	193000	50400	924	161	5910	44100	62100	20400	31500	18600	1430	<100	<40	<40	29400	<40	<12	104	235000	<24	<20	<12	<24	<9	<8	1410000	1100000	72000
TPE2735	2.00-	150309-45	05/03/2015	09/03/2015	01/04/2015	191000	2760000	2760000	857000	77900	2430	415000	232000	128000	270000	512000	383000	135000	54800	<200	<200	155000	<200	<60	160	1130000	<120	11100	<60	<24	<9	<40	8880000	6460000	1300000
TPE2735	4.00-	150309-45	05/03/2015	09/03/2015	31/03/2015	25100	363000	351000	171000	20200	98.8	10900	21000	16700	40100	74500	104000	36500	14300	<40	<40	14400	<40	361	93	88300	<24	61.1	<12	361	<9	<8	1250000	905000	255000
TPE2769	0.50-	150324-26	19/03/2015	24/03/2015	22/04/2015	2470	184000	388000	560000	147000	<40	50	467	1640	7410	84400	269000	85700	34200	<40	<40	312	<40	<12	87	4950	<24	<20	<12	<24	<9	<8	1730000	1280000	446000
TPE2769	1.50-	150324-26	19/03/2015	24/03/2015	20/04/2015	2550	362000	412000	369000	39000	<40	69.9	592	1700	17700	119000	201000	34100	13300	<40	<40	395	<40	<12	47	5320	<24	<20	<12	<24	<9	<8	1560000	1180000	372000
TPE2769	2.50-	150324-26	19/03/2015	24/03/2015	21/04/2015	42100	298000	181000	54000	<100	54.5	2480	24900	28100	10500	34000	15500	1070	909	<40	<40	16600	<40	<12	96	114000	<24	<20	<12	<24	<9	<8	708000	533000	61200
TPE2774	0.50-	150324-26	19/03/2015	24/03/2015	22/04/2015	417	53800	125000	180000	58300	<40	107	128	278	4010	25600	88800	35400	16800	<40	<40	113	<40	<12	84	1090	<24	<20	<12	<24	<9	<8	572000	417000	154000
TPE2774	1.50-	150324-26	19/03/2015	24/03/2015	20/04/2015	272	14900	49000	110000	35300	<40	75	106	181	3260	18600	89600	34500	14300	<40	<40	84	<40	<12	83	758	<24	<20	<12	<24	<9	<8	356000	209000	146000
TPE2774	2.50-	150324-26	19/03/2015	24/03/2015	20/04/2015	<40	2110	9760	29500	10700	<40	<40	<40	<40	892	2870	20300	14700	6190	<40	<40	<40	<40	<12	49	<176	<24	<20	<12	<24	<9	<8	90800	52000	38800
TPE2774	3.50-	150324-26	19/03/2015	24/03/2015	20/04/2015	127	146	<100	1620	<100	135	618	204	84.4	<100	<100	<100	<100	<100	<40	<40	136	<40	<12	101	1340	<24	<20	<12	<24	<9	<8	3100	1760	<100
TPE2776	0.50-	150312-82	09/03/2015	12/03/2015	01/04/2015	<40	9120	23900	45100	15900	<40	62.2	<40	<40	2590	8880	27800	10700	4070	<40	<40	42.6	<40	<12	75	235	<24	<20	<12	<24	<9	<8	144000	94000	50000
TPE2776	1.50-	150312-82	09/03/2015	12/03/2015	01/04/2015	<40	<100	<100	<100	<100	<40	<40	41.1	<40	<100	<100	<100	<100	<100	<40	<40	87.7	<40	<12	104	211	48.8	<20	<12	48.8	48.8	<8	112	<100	<100
TPE2776	2.50-	150312-82	09/03/2015	12/03/2015	01/04/2015	1180	11600	92500	247000	106000	<40	135	505	786	<100	6780	108000	92900	39500	<40	<40	346	<40	<12	87	2970	<24	<20	<12	<24	<9	<8	669000	457000	208000
TPE2776	3.50-	150312-82	09/03/2015	12/03/2015	01/04/2015	89100	5930000	6050000	5900000	1720000	820	79300	111000	59400	265000	1170000	2250000	891000	358000	<100	<100	122000	<100	3480	70	462000	44800	<50	<30	48300	44800	<20	24600000	19600000	4570000
TPE2776	4.50-	150312-82	09/03/2015	12/03/2015	01/04/2015	114000	5680000	5030000	4860000	1630000	3480	123000	158000	76100	350000	1160000	2020000	803000	332000	<100	<100	173000	<100	5920	97	647000	54100	<50	7290	67300	61400	<20	22200000	17200000	4330000
TPE2782	0.50-	150324-26	19/03/2015	24/03/2015	22/04/2015	<40	<100	<100	29600	19100	<40	<40	<40	<40	<100	2770	31200	22100	9910	<40	<40	<40	<40	<12	109	<176	<24	<20	<12	<24	<9	<8	105000	48800	56000
TPE2782	1.50-	150324-26	19/03/2015	24/03/2015	22/04/2015	71.8	<100	7850	18400	9710	<40	<40	61.7	47.9	<100	5810	36800	22500	9740	<40	<40	41.6	<40	<12	91	276	<24	<20	<12	<24	<9	<8	101000	36000	65100
TPE2782	2.50-	150324-26	19/03/2015	24/03/2015	22/04/2015	327	<100	14100	49700	19400	218	455	445	218	<100	2530	43200	32800	13700	<40	<40	327	<40	<12	83	2000	<24	<20	<12	<24	<9	<8	164000	83200	78600
TPE2782	3.50-	150324-26	19/03/2015	24/03/2015	22/04/2015	522000	917000	452000	151000	26700	634	57600	328000	348000	19000	59800	50100	15700	6270	<200	<200	219000	<200	<60	98	1470000	<120	<100	<60	<24	<9	<40	3170000	1550000	145000
TPE2782	4.50-	150324-26	19/03/2015	24/03/2015	22/04/2015	83100	971000	565000	162000	15100	253	11600	65900	55400	78900	153000	65600	12400	4950	<40	<40	44000	<40	<12	74	260000	<24	<20	<12	<24	<9	<8	2280000	1710000	310000
TPE2783	0.50-	150324-26	19/03/2015	24/03/2015	22/04/2015	<40	<100	<100	8840	<100	<40	<40	<40	<40	<100	1620	10000	5770	2810	<40	<40	<40	<40	<12	109	<176	<24	<20	<12	<24	<9	<8	26300	8840	17400
TPE2783	1.50-	150324-26	19/03/2015	24/03/2015	22/04/2015	<40	<100	<100	<100	<100	<40	<40	<40	<40	123	1450	4900	128	<100	<40	<40	<40	<40	<12	115	<176	<24	<20	<12	<24	<9	<8	6640	<100	6610
TPE2783	2.50-	150324-26	19/03/2015	24/03/2015	22/04/2015	1870	11400	3670	894	<100	103	1170	2060	1250	950	1800	793	<100	<100	<40	<40	1380	<40	<12	69	7840	<24	<20	<12	<24	<9	<8	27400	16000	3550
TPE2783	3.50-	150324-26	19/03/2015	24/03/2015	22/04/2015	344000	561000	153000	63100	3830	<200	8340	111000	229000	161000	76000	43600	8240	3040	<200	<200	74100	<200	<60	78	767000	<120	<100	<60	<24	<9	<40	1840000	780000	289000
TPE2783	4.50-	150324-26	19/03/2015	24/03/2015	22/04/2015	280000	189000	70700	29300	1920	328	3990	74300	187000	63600	43700	21200	393	<100	<200	<200	49500	<200	<60	79	596000	<120	<100	<60	<24	<9	<40	1020000	291000	129000
TPE2784	0.50-	150324-26	19/03/2015	24/03/2015	22/04/2015	<40	<100	<100	<100	<100	<40	<40	<40	<40	<100	6250	19100	7840	3650	<40	<40	<40	<40	<12	89	<176	<24	<20	<12	<24	<9	<8	33200	<100	33200
TPE2784	1.50-	150324-26	19/03/2015	24/03/2015	22/04/2015	<40	<100	<100	<100	<100	<40	<40	<40	<40	<100	1380	4210	<100	<100	<40	<40	<40	<40	<12	109	<176	<24	<20	<12	<24	<9	<8	5590	<100	5590
TPE2784	2.50-	150324-26	19/03/2015	24/03/2015	22/04/2015	<40	<100	<100	<100	<100	<40	<40	<40	<40	<100	2360	12500	2670	<100	<40	<40	<40	<40	<12	122	<176	<24	<20	<12	<24	<9	<8	17600	<100	17600
TPE2784	3.50-	150324-26	19/03/2015	24/03/2015	22/04/2015	<40	5720	36000	36600	580	<40	<40	<40	<40	<100	3010	15700	3870	1150	<40	<40	<40	<40	<12	116	<176	<24	<20	<12	<24	<9	<8	102000	79000	22600
TPE2784	4.50-	150324-26	19/03/2015	24/03/2015	22/04/2015	5350	395000	683000	257000	1840	63.3	673	2480	3570	7610	53800	78300	4600	1290	<40	<40	1650	<40	<12	103	13800	<24	<20	<12	<24	<9	<8	1500000	1340000	144000
TPE2838	0.50-	150402-82	31/03/2015	02/04/2015	07/05/2015	<40	<100	1190	14700	1900	<40	<40	<40	<40	<100	1400	19200	12000	4680	<40	<40	<40	<40	<12	84	<176	<24	<20	<12	<24	<9	<8	50300	17800	32500
TPE2838	1.50-	150402-82	31/03/2015	02/04/2015	06/05/2015	<40	<100	<100	<100	<100	<40	<40	<40	<40	<100	<100	<100	<100	<100	<40	<40	<40	<40	<12	99	<176	<24	<20	<12	<24	<9	<8	<100	<100	<100
TPE2838	2.50-	150402-82	31/03/2015	02/04/2015	06/05/2015	<40	<100	<100	<100	<100	<40	<40	<40	<40	<100	<100	<100	<100	<100	<40	<40	<40	<40	<12	92	<176	<24	<20	<12	<24	<9	<8	<100	<100	<100
TPE2948	0.50-	150312-82	09/03/2015	12/03/2015	01/04/2015	12900	27200	64900	148000	51000	2060	19900	32900	8630	3880	18000	78100	39300	16500	637	<40	48000	637	5580	103	126000	16000	1140	4500	26700	20500	<8	555000	291000	139000
TPE2948	1.50-	150312-82	09/03/2015	12/03/2015	01/04/2015	13600	1780	4780	13100	10000	1500	29000	40600	9070	399	<100	<100	<100	<100	281	<40	27100	281	<12	112	121000	<24	<20	<12	281	<9	<8	151000	29700	399
TPE2948	2.50-	150312-82	09/03/2015	12/03/2015	01/04/2015	56000	5300	10800	33400	18400	1210	105000	161000	37300	4030	3920	10000	<100	<100	353	<200	107000	353	<60	116	468000	<120	<100	<60	353	<9	<40	554000	67900	18000
TPE2948	3.50-	150312-82	09/03/2015	12/03/2015	01/04/2015	11000	11000	39000	134000	59500	5800	89200	58700	7320	2970	10000	60900	32400	12700	<40	<40	39100	<40	<12	151	211000	<24	<20	<12	<24	<9	<8	561000	244000	106000
TPE2985	0.50-	150312-82	09/03/2015	12/03/2015	01/04/2015	320	10200	31900	104000	44200	218	557	462	213	2910	13300	63600	33600	12600	<40	<40	381	<40	39.9	100	2190	<24	<20	34.2	74.1	34.2	<8	306000	191000	113000
TPE2985	1.00-	150312-82	09/03/2015	12/03/2015	01/04/2015	31.9	825	<100	<100	<100	14.3	40.7	26.4	20.9	265	<100	<100	<100	<100	<10	<10	17.6	<10	<3	96	152	<6	<5	<3	<24	<9	<2	1240	825	265
TPE2985	2.00-	150312-82	09/03/2015	12/03/2015	01/04/2015	3460	67000	25700	35400	7730	297	2990	2380	2310	22900	11700	13500	<100	<100	<40	<40	1590	<40	<12	110	13000	<24	<20	<12	<24	<9	<8	197000	136000	48100
TPE2985	3.00-	150312-82	09/03/2015	12/03/2015	01/04/2015	10100	149000	49000	25900	1650	56.6	2350	5920	6740	19700	17500	16800	<100	<100	<40	<40	3950	<40	<12	86	29100	<24	<20	<12	<24	<9	<8	309000	225000	54000
TPE2985	4.00-	150312-82	09/03/2015	12/03/2015	01/04/2015	31300	329000	108000	58400	7710	218	13200	25300	20900	77700	44300	36400	3060	<100	88.5	<40	16900	88.5	<12	110	108000	<24	316	<12	88.5	<9	<8	773000	503000	161000
TPE2989	0.50-	150312-82	09/03/2015	12/03/2015	31/03/2015	<40	3560	18300	41700	15800	41.2	115	54.2	<40	<100	2790	19100	15500	7060	<40	<40	43.3	<40	<12	87	317	<24	<20	<12	<24	<9	<8	117000	79400	37400
TPE2989	1.50-	150312-82	09/03/2015	12/03/2015	01/04/2015	460	4500	<100	3030	<100	156	598	455	306	388	837	5890	1380	<100	<40	<40	319	<40	<12	97	2300	<24	<20	<12	<24	<9	<8	18300	7530	8500
TPE2999	0.50-	150402-82	31/03/2015	02/04/2015	06/05/2015	<40	171	5700	38600	12000	<40	<40	<40	<40	<100	463	32200	31500	13100	<40	<40	<40	<40	<12	104	<176	<24	<20	<12	<24	<9	<8	121000	56500	64100
TPE2999	1.50-	150402-82	31/03/2015	02/04/2015	06/05/2015	<40	<100	<100	<100	<100	<40	<40	<40	<40	<100	<100	<100	<100	<100	<40	<40	<40	<40	<12	114	<176	<24	<20	<12	<24	<9	<8	<100	<100	<100
TPE2999	2.50-	150402-82	31/03/2015	02/04/2015	06/05/2015	<40	<100	<100	<100	<100	<40	<40	<40	<40	<100	<100	<100	<100	<100	<40	<40	<40	<40	<12	132	<176	<24	<20	<12	<24	<9	<8	<100	<100	<100
TPE2999	3.50-	150402-82	31/03/2015	02/04/2015	06/05/2015	<40	<100	<100	<100	<100	<40	<40	<40	<40	<100	<100	<100	<100	<100	<40	<40	<40	<40	<12	98	<176	<24	<20	<12	<24	<9	<8	<100	<100	<100
TPE2999	4.50-	150402-82	31/03/2015	02/04/2015	06/05/2015	73800	336000	251000	152000	85400	<40	6370	60200	49200	25400	65100	54100	29000	9410	<40	<40	40100	<40	<12	95	230000	<24	<20	<12	<24	<9	<8	1230000	825000	174000
TPE3028	0.50-	150312-82	09/03/2015	12/03/2015	01/04/2015	525	57500	74000	127000	34900	83.6	235	361	350	7300	24300	64600	21600	8850	<40	<40	241	<40	<12	115	1810	<24	<20	<12	<24	<9	<8	413000	293000	118000
TPE3028	1.50-	150312-82	09/03/2015	12/03/2015	01/04/2015	1190	1660	<100	<100	<100	50.6	343	735	791	414	652	<100	<100	<100	<40	<40	490	<40	<12	90	3600	<24	<20	<12	<24	<9	<8	6320	1660	1070
TPE3031	0.50-	150312-82	09/03/2015	12/03/2015	01/04/2015	3470	52700	83200	242000	99400	5670	17000	5410	2310	5520	18900	101000	54800	23600	<40	<40	3610	<40	<12	114	37500	<24	<20	<12	<24	<9	<8	695000	477000	180000
TPE3031	1.50-	150312-82	09/03/2015	12/03/2015	01/04/2015	692	16200	23500	81300	39700	327	988	535	461	<100	4170	15300	9500	3710	<40	<40	357	<40	<12	107	3360	<24	<20	<12	<24	<9	<8	193000	161000	29000
TPE3038	0.50-	150324-26	19/03/2015	24/03/2015	21/04/2015	83.4	2340	6950	14500	4300	<40	<40	173	55.2	<100	2910	14600	7430	3560	<40	<40	130	<40	<12	82	482	<24	<20	<12	<24	<9	<8	53600	28100	25000
TPE3038	1.50-	150324-26	19/03/2015	24/03/2015	22/04/2015	172	12400	18000	45400	16600	<40	89.1	813	114	<100	7450	38400	17200	6970	<40	<40	543	<40	<12	83	1740	<24	<20	<12	<24	<9	<8	157000	92400	63000
TPE3038	2.50-	150324-26	19/03/2015	24/03/2015	22/04/2015	795	135000	234000	467000	165000	<40	573	1960	530	36200	147000	701000	203000	67800	<40	<40	1310	<40	<12	85	5180	<24	<20	<12	<24	<9	<8	2090000	1000000	1090000
TPE3039	0.50-	150324-26	19/03/2015	24/03/2015	21/04/2015	<40	3400	16100	51000	19500	<40	<40	<40	<40	1420	6380	39700	22500	9070	<40	<40	<40	<40	<12	42	<176	<24	<20	<12	<24	<9	<8	160000	90000	70100
TPE3039	1.50-	150324-26	19/03/2015	24/03/2015	22/04/2015	<40	<100	<100	<100	<100	<40	<40	<40	<40	<100	<100	2480	746	<100	<40	<40	<40	<40	<12	114	<176	<24	<20	<12	<24	<9	<8	3230	<100	3220

Monitor Phase 69

Excavation

No furter action

Trial Pit	Sample Depth	SDG ID.	Date Sampled	Received On	Date Complete	Aliphatics >C10-C12	Aliphatics >C12-C16	Aliphatics >C16-C21	Aliphatics >C21-C35	Aliphatics >C35-C44	Aliphatics >C5-C6	Aliphatics >C6-C8	Aliphatics >C8-C10	Aromatics >EC10-EC12	Aromatics >EC12-EC16	Aromatics >EC16-EC21	Aromatics >EC21-EC35	Aromatics >EC35-EC44	Aromatics >EC40-EC44	Aromatics >EC5-EC7	Aromatics >EC7-EC8	Aromatics >EC8-EC10	Benzene	Ethylbenzene	GRO Surrogate % recovery**	GRO TOT (Moisture Corrected)	m,p-Xylene	Methyl tertiary butyl ether (MTBE)	o-Xylene	sum of detected BTEX by GC	sum of detected mpo xylene by GC	Toluene	Total Aliphatics & Aromatics >C5-C44	Total Aliphatics >C12-C44	Total Aromatics >EC12-EC44
					Commercial >1m															71000	617000	547000	5000									389000			
						µg/kg	µg/kg	µg/kg	µg/kg	µg/kg	µg/kg	µg/kg	µg/kg	µg/kg	µg/kg	µg/kg	µg/kg	µg/kg	µg/kg	µg/kg	µg/kg	µg/kg	µg/kg	µg/kg	%	µg/kg	µg/kg	µg/kg	µg/kg	µg/kg	µg/kg	µg/kg	µg/kg	µg/kg	µg/kg
TPE3039	2.50-	150324-26	19/03/2015	24/03/2015	22/04/2015	<40	<100	<100	<100	<100	<40	<40	<40	<40	<100	789	6940	4170	1790	<40	<40	<40	<40	<12	90	<176	<24	<20	<12	<24	<9	8.88	11900	<100	11900
TPE3040	0.50-	150324-26	19/03/2015	24/03/2015	20/04/2015	42.4	19100	59800	1310000	164000	<40	<40	46.7	<40	1430	8820	193000	48500	17700	<40	<40	41.3	<40	<12	67	203	<24	<20	<12	<24	<9	<8	1800000	1550000	252000
TPE3040	1.50-	150324-26	19/03/2015	24/03/2015	21/04/2015	<40	<100	<100	10100	<100	<40	<40	<40	<40	2520	2840	6750	1580	<100	<40	<40	<40	<40	<12	63	<176	<24	<20	<12	<24	<9	<8	23900	10100	13700
TPE3040	2.50-	150324-26	19/03/2015	24/03/2015	21/04/2015	<40	<100	<100	5350	<100	<40	<40	<40	<40	<100	<100	357	<100	<100	<40	<40	<40	<40	<12	84	<176	<24	<20	<12	<24	<9	<8	5710	5350	357
TPE3040	3.20-	150324-26	19/03/2015	24/03/2015	22/04/2015	132	7170	19900	37800	10900	<40	57.7	194	88.8	<100	8010	22500	9490	4120	<40	<40	142	<40	<12	90	629	<24	<20	<12	<24	<9	<8	116000	75700	40000
TPE3041	0.50-	150324-26	19/03/2015	24/03/2015	22/04/2015	2930	61800	128000	2710000	297000	<40	773	2320	1950	<100	4690	99900	6350	2060	<40	<40	1540	<40	<12	65	9570	<24	<20	<12	<24	<9	<8	3310000	3190000	111000
TPE3041	1.50-	150324-26	19/03/2015	24/03/2015	21/04/2015	12800	391	11800	1050000	137000	<40	595	13500	8520	3470	6990	338000	52100	17100	<40	<40	9200	<40	<12	64	44700	169	<20	<12	169	169	<8	1640000	1200000	400000
TPE3041	2.50-	150324-26	19/03/2015	24/03/2015	22/04/2015	1690	9870	42900	2720000	399000	<40	1960	6850	1130	20100	48900	812000	150000	51000	<40	<40	4570	<40	<12	62	16300	<24	<20	<12	<24	<9	<8	4220000	3170000	1030000
TPE3041	3.50-	150324-26	19/03/2015	24/03/2015	22/04/2015	2830	4280	40400	3760000	543000	43.3	5140	16600	1890	20700	21800	878000	151000	52100	<40	<40	11000	<40	<12	78	37500	<24	<20	<12	<24	<9	<8	5460000	4350000	1070000
TPE3074	0.50-	150311-94	06/03/2015	11/03/2015	07/04/2015	869	20700	46600	133000	43300	<40	152	1070	579	5030	21200	104000	46700	17800	<40	<40	876	<40	33	69	3570	107	<20	22	162	129	<8	425000	244000	177000
TPE3074	1.50-	150311-94	06/03/2015	11/03/2015	03/04/2015	2190	76300	104000	212000	60100	41.8	2350	4350	1460	6680	26800	132000	58000	21700	<40	<40	3020	<40	<12	67	13400	125	<20	<12	125	125	<8	689000	452000	224000
TPE3075	0.50-	150324-26	19/03/2015	24/03/2015	22/04/2015	226	10900	35800	98200	33900	<40	87.7	157	151	<100	6040	47900	25400	9740	<40	<40	160	<40	<12	103	818	35.5	<20	<12	46.6	35.5	11.1	259000	179000	79300
TPE3075	1.50-	150324-26	19/03/2015	24/03/2015	21/04/2015	7090	50700	60200	96900	14700	41.1	5910	12700	4730	11600	37000	83900	25300	9620	<40	<40	9200	<40	<12	78	39600	254	<20	507	761	761	<8	420000	223000	158000
TPE3080	0.50-	150324-26	19/03/2015	24/03/2015	21/04/2015	4640	83200	63400	14700	4810	<40	87.4	1070	3090	23800	36100	17300	10200	5330	<40	<40	715	<40	<12	82	9630	<24	<20	<12	<24	<9	<8	263000	166000	87500
TPE3119	0.50-	150401-81	30/03/2015	01/04/2015	05/05/2015	2650	7630	20100	63100	17200	103	24700	16500	1760	2120	10900	52600	21600	7940	<10	<10	11000	<10	<3	218	56700	<6	<5	<3	<24	<9	<2	252000	108000	87200
TPE3120	0.50-	150311-94	06/03/2015	11/03/2015	07/04/2015	1080	55100	25900	62200	10500	<40	207	923	719	5240	11200	62900	24000	8030	<40	<40	685	<40	41	73	3630	28.5	<20	<12	69.5	28.5	<8	261000	154000	103000
TPE3121	0.50-	150324-26	19/03/2015	24/03/2015	22/04/2015	181	15800	34300	113000	24700	<40	83.3	126	121	4760	19800	91300	30100	10900	<40	<40	141	<40	<12	73	686	36.2	<20	<12	48.3	36.2	12.1	334000	188000	146000
TPE3121	1.50-	150324-26	19/03/2015	24/03/2015	21/04/2015	639	10400	23700	168000	15300	<40	330	1440	426	2680	20400	39000	9090	3050	<40	<40	1060	<40	61.1	77	3920	37.7	<20	<12	98.8	37.7	<8	292000	217000	71200
TPE3164	0.50-	150311-94	06/03/2015	11/03/2015	07/04/2015	93.8	8430	33600	107000	47200	<40	42.9	80.2	62.2	2350	13900	84500	49100	19200	<40	<40	57.6	<40	<12	63	350	<24	<20	<12	<24	<9	<8	347000	197000	150000
TPE3165	0.50-	150311-94	06/03/2015	11/03/2015	07/04/2015	2530	31500	69400	176000	62100	57.2	2520	5260	1690	9820	37200	148000	69800	27000	<40	<40	3510	<40	<12	76	15600	<24	<20	<12	<24	<9	<8	620000	339000	265000
TPE3171	0.50-	150324-26	19/03/2015	24/03/2015	21/04/2015	120	<100	<100	<100	<100	<40	<40	76.8	80.4	<100	<100	<100	<100	<100	<40	<40	51.6	<40	<12	102	371	<24	<20	<12	<24	<9	<8	372	<100	<100
TPE3171	1.50-	150324-26	19/03/2015	24/03/2015	22/04/2015	<40	<100	<100	<100	<100	<40	<40	<40	<40	<100	<100	<100	<100	<100	<40	<40	<40	<40	<12	102	<176	<24	<20	<12	<24	<9	<8	<100	<100	<100
TPE3171	2.50-	150324-26	19/03/2015	24/03/2015	22/04/2015	11000	73700	44000	71500	14900	<40	1270	5400	7360	15300	34300	73900	19700	7420	<40	<40	3600	<40	<12	96	28700	<24	<20	<12	<24	<9	<8	376000	204000	143000
TPE3216	0.50-	150311-94	06/03/2015	11/03/2015	03/04/2015	<40	<100	260	3720	185	<40	<40	<40	<40	<100	2560	8980	4300	2030	<40	<40	<40	<40	<12	84	<176	<24	<20	<12	<24	<9	<8	20000	4170	15800
TPE3220	0.50-	150324-26	19/03/2015	24/03/2015	22/04/2015	<40	4100	-	-	12100	<40	<40	<40	<40	465	2470	11900	8980	4400	<40	<40	<40	<40	<12	59	<176	<24	<20	<12	<24	<9	<8	90300	57100	23800
TPE3220	1.50-	150324-26	19/03/2015	24/03/2015	22/04/2015	78.4	18800	44200	69800	21800	<40	54.9	61.6	52.6	3390	19500	70300	31500	12800	<40	<40	44.8	<40	<12	65	310	<24	<20	<12	<24	<9	<8	279000	154000	125000
TPE3266	0.50-	150324-26	19/03/2015	24/03/2015	21/04/2015	40.6	7700	21200	46300	11500	<40	101	132	<40	<100	10500	94200	15400	5560	<40	<40	103	<40	<12	66	423	<24	<20	<12	<24	<9	<8	207000	86700	120000
TPE3266	1.50-	150324-26	19/03/2015	24/03/2015	21/04/2015	447	5430	14900	14300	3560	<40	93	129	298	3090	11700	13100	4030	1530	<40	<40	108	<40	<12	98	1130	<24	<20	<12	<24	<9	<8	71200	38200	31800
TPE3266	2.50-	150324-26	19/03/2015	24/03/2015	21/04/2015	55000	180000	160000	241000	60400	611	13500	36300	36700	32500	91700	218000	66100	24100	62.2	<40	24200	62.2	<12	87	166000	<24	<20	<12	62.2	<9	<8	1220000	642000	409000
TPE3266	3.50-	150324-26	19/03/2015	24/03/2015	22/04/2015	45300	544000	510000	731000	198000	188	8430	32000	30200	136000	234000	477000	166000	65600	<40	<40	21300	<40	<12	77	137000	<24	<20	<12	<24	<9	<8	3130000	1980000	1010000
TPE3267	0.50-	150324-26	19/03/2015	24/03/2015	22/04/2015	<40	6600	40800	134000	53200	<40	<40	<40	<40	3150	20200	124000	79400	39400	<40	<40	<40	<40	<12	61	<176	<24	<20	<12	<24	<9	<8	462000	235000	227000
TPE3267	1.50-	150324-26	19/03/2015	24/03/2015	21/04/2015	12600	342000	438000	767000	236000	<40	123	2200	8410	11700	111000	591000	286000	122000	<40	<40	1460	<40	<12	78	24800	<24	<20	<12	<24	<9	<8	2810000	1780000	1000000
TPE3267	2.50-	150324-26	19/03/2015	24/03/2015	20/04/2015	30800	367000	330000	416000	126000	<40	2230	14300	20500	23800	87000	207000	104000	46400	<40	<40	9510	<40	<12	86	77400	<24	<20	<12	<24	<9	<8	1740000	1240000	422000
TPE3267	3.50-	150324-26	19/03/2015	24/03/2015	21/04/2015	5120	68800	74300	119000	33400	<40	565	1720	3420	5490	21500	62800	27900	12200	<40	<40	1150	<40	<12	87	12000	<24	<20	<12	<24	<9	<8	425000	296000	118000
TPE3278	0.50-	150402-82	31/03/2015	02/04/2015	06/05/2015	<40	<100	<100	1340	<100	<40	<40	<40	<40	<100	<100	2130	<100	<100	<40	<40	<40	<40	<12	73	<176	<24	<20	<12	<24	<9	<8	3470	1340	2130
TPE3278	1.50-	150402-82	31/03/2015	02/04/2015	06/05/2015	<40	<100	<100	<100	<100	<40	<40	<40	<40	<100	251	2370	<100	<100	<40	<40	<40	<40	<12	114	<176	<24	<20	<12	<24	<9	<8	2620	<100	2620
TPE3278	2.50-	150402-82	31/03/2015	02/04/2015	06/05/2015	<40	<100	<100	<100	<100	<40	<40	<40	<40	<100	<100	<100	<100	<100	<40	<40	<40	<40	<12	116	<176	<24	<20	<12	<24	<9	<8	<100	<100	<100
TPE3278	3.50-	150402-82	31/03/2015	02/04/2015	06/05/2015	324	9110	11600	2480	<100	<40	77.3	129	216	1510	4010	2470	1920	932	<40	<40	90.7	<40	<12	95	849	<24	<20	<12	<24	<9	<8	33900	23200	9910
TPE3278	4.50-	150402-82	31/03/2015	02/04/2015	06/05/2015	<40	<100	<100	<100	<100	<40	<40	<40	<40	<100	<100	<100	<100	<100	<40	<40	<40	<40	<12	93	<176	<24	<20	<12	<24	<9	<8	<100	<100	<100
TPE3318	0.50-	150402-82	31/03/2015	02/04/2015	07/05/2015	<40	5710	29100	49800	12500	<40	<40	<40	<40	2310	12000	71000	33700	12400	<40	<40	<40	<40	<12	97	<176	<24	<20	<12	<24	<9	<8	216000	97000	119000
TPE3355	0.50-	150324-26	19/03/2015	24/03/2015	20/04/2015	<40	<100	<100	23100	<100	<40	<40	<40	<40	<100	2080	13500	8500	3930	<40	<40	<40	<40	<12	94	<176	<24	<20	<12	<24	<9	<8	47200	23100	24100
TPE3355	1.50-	150324-26	19/03/2015	24/03/2015	21/04/2015	532	12100	15300	16100	1990	<40	411	918	355	<100	<100	<100	<100	<100	<40	<40	613	<40	<12	95	2860	<24	<20	<12	<24	<9	<8	48400	45500	<100
TPE3355	2.50-	150324-26	19/03/2015	24/03/2015	20/04/2015	6990	54900	47200	34100	6010	146	14800	24100	4660	5440	8980	14200	5190	2080	42.6	<40	16000	<40	<12	120	66700	<24	<20	<12	<24	<9	<8	243000	142000	33800
TPE3355	3.50-	150324-26	19/03/2015	24/03/2015	21/04/2015	8180	17300	9640	13700	<100	220	30000	26700	5450	1600	<100	<100	<100	<100	66.1	<40	17800	66.1	<12	127	88500	<24	<20	<12	66.1	<9	<8	131000	40600	1600
TPE3449	0.50-	150324-26	19/03/2015	24/03/2015	21/04/2015	<40	<100	<100	<100	<100	<40	<40	<40	<40	<100	1090	6240	3690	1830	<40	<40	<40	<40	<12	95	<176	<24	<20	<12	<24	<9	<8	11000	<100	11000
TPE3449	1.50-	150324-26	19/03/2015	24/03/2015	22/04/2015	415	4980	4100	5650	<100	<40	1460	2550	277	1450	2370	5050	3380	1570	<40	<40	1700	<40	<12	90	6430	<24	<20	<12	<24	<9	<8	33400	14700	12300
TPE3449	2.50-	150324-26	19/03/2015	24/03/2015	22/04/2015	3240	19900	12100	4880	<100	<40	2320	6490	2160	7920	5580	3100	1800	875	<40	<40	4330	<40	<12	88	18600	<24	<20	<12	<24	<9	<8	73900	37000	18400
TPE3449	3.50-	150324-26	19/03/2015	24/03/2015	22/04/2015	160	<100	<100	<100	<100	<40	317	280	106	<100	<100	<100	<100	<100	<40	<40	187	<40	<12	76	1090	<24	<20	<12	<24	<9	<8	1090	<100	<100
TPE3452	0.50-	150324-26	19/03/2015	24/03/2015	22/04/2015	<40	8400	17900	58400	68400	<40	<40	<40	<40	13800	79000	326000	188000	92200	<40	<40	<40	<40	<12	61	<176	<24	<20	<12	<24	<9	<8	760000	153000	607000
TPE3452	1.50-	150324-26	19/03/2015	24/03/2015	22/04/2015	25100	330000	193000	156000	40800	<40	598	4330	16800	51000	103000	110000	34200	13600	<40	<40	2890	<40	<12	99	49700	<24	<20	<12	<24	<9	<8	1070000	719000	298000
TPE3452	2.50-	150324-26	19/03/2015	24/03/2015	22/04/2015	22000	215000	140000	101000	23800	90.6	2560	7170	14700	107000	77600	60900	16400	6360	<40	<40	4780	<40	<12	81	51300	<24	<20	<12	<24	<9	<8	793000	479000	262000
TPE3452	3.50-	150324-26	19/03/2015	24/03/2015	22/04/2015	20600	77900	55600	33100	4780	149	4760	12200	13700	52600	36100	29400	8460	3530	<40	<40	8160	<40	<12	82	59600	<24	<20	<12	<24	<9	<8	358000	171000	127000
TPE3452	4.50-	150324-26	19/03/2015	24/03/2015	22/04/2015	8020	9830	5990	4770	<100	74.6	1040	2850	5350	8580	4430	3810	560	464	<40	<40	1900	<40	<12	84	19200	<24	<20	<12	<24	<9	<8	57200	20600	17400
TPE3544	0.50-	150324-26	19/03/2015	24/03/2015	22/04/2015	407	710	6220	9960	199	<40	51.9	202	271	610	2450	7390	2840	785	<40	<40	135	<40	<12	91	1070	<24	<20	<12	<24	<9	<8	31500	17100	13300
TPE3544	1.50-	150324-26	19/03/2015	24/03/2015	21/04/2015	361	22800	18700	9840	842	<40	63.8	121	241	1110	3710	4220	<100	<100	<40	<40	81.8	<40	<12	94	887	<24	<20	<12	<24	<9	<8	62100	52200	9050
TPE3544	2.50-	150324-26	19/03/2015	24/03/2015	21/04/2015	15200	93100	39100	30200	5310	414	7980	13900	10200	5570	12400	30000	11800	4310	58.8	<40	9270	58.8	<12	103	57000	<24	<20	<12	58.8	<9	<8	285000	168000	59700
TPE3544	3.50-	150324-26	19/03/2015	24/03/2015	21/04/2015	50300	74700	18200	4940	<100	5760	54700	52100	33500	16100	13900	13200	1520	<100	170	<40	34800	170	<12	136	231000	<24	<20	<12	170	<9	<8	374000	97900	44700
TPE3715	0.50-	150320-129	18/03/2015	20/03/2015	16/04/2015	4460	117000	102000	180000	50000	<40	756	2870	2970	6870	29200	114000	50600	20400	<40	<40	1910	<40	<12	74	13000	<24	<20	<12	<24	<9	<8	664000	449000	201000
TPE3715	1.50-	150320-129	18/03/2015	20/03/2015	16/04/2015	1670	159000	117000	216000	53400	<40	273	1480	1110	13700	32000	158000	38400	16800	<40	<40	988	<40	<12	102	5550	<24	<20	<12	<24	<9	<8	792000	545000	242000
TPE2991	0.50-	150129-105	28/01/2015	29/01/2015	17/03/2015	<40	11500	38200	69100	22100	<40	<40	<40	<40	820	7060	32800	19500	8140	<40	<40	<40	<40	<12	101	<176	<24	<20	<12	<24	<9	<8	201000	141000	60100
TPE2991	1.80-	150129-105	28/01/2015	29/01/2015	09/02/2015	118000	11600000	16700000	31400000	9060000	6590	204000	165000	79000	1210000	3750000	14000000	3780000	1480000	<200	<200	110000	<200	<60	51	682000	<120	<100	<60	<24	<9	<40	92200000	68700000	22800000
TPE2992	0.50-	150129-105	28/01/2015	29/01/2015	17/03/2015	3660	239000	356000	589000	223000	88.8	931	1690	2440	26500	109000	420000	173000	64300	<40	<40	1190	<40	<12	74	10000	<24	<20	26.6	26.6	26.6	<8	2150000	1410000	728000
TPE2992	1.50-	150129-105	28/01/2015	29/01/2015	09/02/2015	<40	<100	<100	<100	<100	<40	<40	<40	<40	<100	<100	<100	113	<100	<40	<40	<40	<40	<12	129	<176	<24	<20	<12	<24	<9	<8	117	<100	113
TPE2992	2.50-	150129-105	28/01/2015	29/01/2015	06/02/2015	1830	11100	17200	28600	3150	43.6	494	1250	1220	2450	8330	25400	14700	7300	<40	<40	845	<40	<12	119	5680	<24	<20	<12	<24	<9	<8	117000	60100	50800
TPE2992	3.50-	150129-105	28/01/2015	29/01/2015	07/02/2015	822	10600	18500	21800	8270	<40	376	1210	549	1590	6930	24400	16600	8590	<40	<40	822	<40	<12	92	3810	<24	<20	<12	<24	<9	<8	113000	59200	49500
TPE2992	4.00-	150129-105	28/01/2015	29/01/2015	07/02/2015	288	1770	7220	12700	3020	<40	141	308	192	367	3420	16100	8330	3050	<40	<40	212	<40	<12	138	1160	<24	<20	<12	<24	<9	<8	54100	24700	28200
TPE3643	0.50-	150203-46	02/02/2015	03/02/2015	26/03/2015	59.9	6940	60200	218000	107000	<40	76.8	101	40.7	1140	10300	129000	103000	44000	<40	<40	66.7	<40	<12	89	355	<24	<20	<12	<24	<9	<8	636000	391000	244000
TPE3643	1.50-	150203-46	02/02/2015	03/02/2015	11/02/2015	173000	613000	342000	154000	18000	374	63600	186000	116000	174000	146000	77500	12700	4260	<200	<200	124000	<200	<60	97	663000	<120	<100	<60	<24	<9	<40	2200000	1130000	411000
TPE2995	0.50-	150324-26	19/03/2015	24/03/2015	21/04/2015	1180	170000	111000	2760000	378000	<40	73.5	166	784	16800	58900	459000	90700	33300	<40	<40	111	<40	<12	86	2320	<24	<20	<12	<24	<9	<8	4050000	3420000	625000
TPE2995	1.50-	150324-26	19/03/2015	24/03/2015	21/04/2015	<40	<100	<100	<100	<100	<40	40.8	<40	<40	<100	<100	<100	<100	<100	<40	<40	<40	<40	<12	71	<176	<24	<20	<12	<24	<9	<8	120	<100	<100
TPE2995	2.50-	150324-26	19/03/2015	24/03/2015	21/04/2015	498	12400	29600	285000	37200	<40	122	170	333	1080	6360	61900	15900	6330	<40	<40	123	<40	<12	77	1280	<24	<20	<12	<24	<9	<8	451000	364000	85300
TPE2995	3.50-	150324-26	19/03/2015	24/03/2015	21/04/2015	841	15600	47300	814000	96200	<40	127	392	561	5160	17600	247000	53000	19700	<40	<40	327	<40	13.7	120	2290	39.9	<20	<12	62.7	39.9	9.12	1300000	974000	323000
TPE2904	0.50-	150312-82	09/03/2015	12/03/2015	01/04/2015	162	16300	67800	408000	171000	43.4	177	148	109	2620	14900	107000	65100	25300	<40	<40	122	<40	<12	85	763	<24	<20	<12	<24	<9	<8	853000	663000	189000
TPE2904	1.50-	150312-82	09/03/2015	12/03/2015	31/03/2015	51.1	8400	34900	142000	84800	<40	183	84.4	<40	1140	7630	77300	79600	34200	<40	<40	78.8	<40	<12	90	470	<24	<20	<12	<24	<9	<8	436000	270000	166000
TPE2906	0.50-	150324-26	19/03/2015	24/03/2015	22/04/2015	4670	351000	536000	784000	233000	<40	472	1930	3120	33200	128000	558000	130000	58700	<40	<40	1290	<40	<12	80	11500	<24	<20	<12	<24	<9	<8	2760000	1900000	849000
TPE3051	0.50-	141219-112	17/12/2014	19/12/2014	09/01/2015	<40	<100	1730	22100	6880	<40	<40	<40	<40	<100	<100	13300	10400	3240	<40	<40	<40	<40	<12	128	<176	<24	<20	<12	<24	<9	<8	54300	30700	23600
TPE3051	1.00-	141219-112	17/12/2014	19/12/2014	09/01/2015	<40	<100	<100	7000	4620	<40	<40	<40	<40	<100	<100	8660	7620	2980	<40	<40	<40	<40	<12	114	<176	<24	<20	<12	<24	<9	<8	27900	11600	16300
TPE3090	0.50-	141219-112	17/12/2014	19/12/2014	09/01/2015	<40	<100	<100	<100	<100	<40	<40	<40	<40	<100	<100	<100	<100	<100	<40	<40	<40	<40	<12	127	<176	<24	<20	<12	<24	<9	<8	<100	<100	<100
TPE3091	0.50-	141219-112	17/12/2014	19/12/2014	09/01/2015	<40	<100	39700	46600	10700	<40	<40	<40	<40	<100	10300	136000	70200	27000	<40	<40	<40	<40	<12	106	<176	<24	<20	<12	<24	<9	<8	314000	97100	217000
TPE3091	1.50-	141219-112	17/12/2014	19/12/2014	09/01/2015	<40	1480	26400	29600	11300	<40	<40	<40	<40	738	16100	120000	57200	22700	<40	<40	<40	<40	<12	100	<176	<24	<20	<12	<24	<9	<8	263000	68800	194000
TPE3092	0.50-	141219-112	17/12/2014	19/12/2014	09/01/2015	<40	324	530	1910	<100	<40	<40	<40	<40	<100	189	2990	574	<100	<40	<40	<40	<40	<12	103	<176	<24	<20	<12	<24	<9	<8	6520	2770	3750
TPE2233	0.50-	150123-119	22/01/2015	23/01/2015	10/03/2015	<40	1860	27900	76600	36200	<40	<40	<40	<40	1850	13900	95400	58000	23400	<40	<40	<40	<40	<12	96	<176	<24	<20	<12	<24	<9	<8	312000	143000	169000
TPE2261	0.50-	150123-119	22/01/2015	23/01/2015	02/02/2015	<40	<100	<100	<100	<100	<40	<40	<40	<40	279	<100	1220	783	240	<40	<40	<40	<40	<12	113	<176	<24	<20	<12	<24	<9	<8	2300	<100	2280
TPE2261	1.50-	150123-119	22/01/2015	23/01/2015	02/02/2015	<40	<100	2140	7570	<100	<40	<40	<40	<40	<100	<100	2990	595	241	<40	<40	<40	<40	<12	88	<176	<24	<20	<12	<24	<9	<8	13300	9710	3580
TPE2262	0.50-	150122-84	20/01/2015	22/01/2015	02/02/2015	45.6	<100	5090	22000	2580	<40	<40	<40	<40	<100	701	9330	2280	<100	<40	<40	<40	<40	<12	112	<176	<24	<20	<12	<24	<9	<8	42200	29700	12300
TPE2263	0.50-	150122-84	20/01/2015	22/01/2015	02/02/2015	<40	<100	<100	32600	<100	<40	<40	<40	<40	<100	<100	11900	1460	<100	<40	<40	<40	<40	<12	100	<176	<24	<20	<12	<24	<9	<8	46000	32600	13400
TPE2296	0.50-	150122-84	20/01/2015	22/01/2015	02/02/2015	6090	436000	3160000	7740000	1650000	<200	1990	5580	4060	112000	1610000	5780000	1630000	597000	<200	<200	3720	<200	<60	107	21500	<120	<100	<60	<24	<9	<40	22100000	13000000	9140000
TPE2296	1.50-	150122-84	20/01/2015	22/01/2015	02/02/2015	48300	1380000	1650000	1320000	161000	72.4	24900	84500	32200	242000	561000	669000	189000	87000	89.6	<40	56300	89.6	<12	95	247000	<24	230	<12	89.6	<9	<8	6420000	4510000	1660000
TPE2297	0.50-	150122-84	20/01/2015	22/01/2015	02/02/2015	<40	<100	<100	<100	<100	<40	<40	<40	<40	<100	<100	<100	<100	<100	<40	<40	<40	<40	<12	87	<176	<24	<20	<12	<24	<9	<8	<100	<100	<100
TPE2297	1.50-	150122-84	20/01/2015	22/01/2015	30/01/2015	136000	121000	46900	23300	<100	<200	35600	145000	90600	27700	16200	9850	<100	<100	<200	<200	96500	<200	<60	107	504000	<120	<100	<60	<24	<9	<40	749000	191000	53800
TPE2298	0.50-	150122-84	20/01/2015	22/01/2015	02/02/2015	4590	5150	5310	11600	<100	<40	400	4830	3060	<100	<100	<100	<100	<100	<40	53.8	3220	<40	<12	112	16200	<24	<20	<12	53.8	<9	53.8	38200	22000	<100
TPE2298	1.00-	150122-84	20/01/2015	22/01/2015	02/02/2015	374000	277000	107000	60200	7170	2910	333000	679000	249000	14400	21200	14600	975	<100	1330	14000	452000	1330	<60	152	2100000	<120	<100	<60	15300	<9	14000	2610000	451000	51200
TPE2313	0.50-	150122-84	20/01/2015	22/01/2015	02/02/2015	<40	<100	392	4390	<100	<40	<40	<40	<40	<100	<100	2300	159	<100	<40	<40	<40	<40	<12	106	<176	<24	<20	<12	<24	<9	<8	7350	4780	2460
TPE2315	0.50-	150122-84	20/01/2015	22/01/2015	02/02/2015	<10	10600	73700	132000	41400	<10	<10	<10	<10	<100	50400	130000	47500	20400	<10	<10	<10	<10	<3	88	<44	<6	<5	<3	<24	<9	<2	485000	257000	228000
TPE2315	1.00-	150122-84	20/01/2015	22/01/2015	02/02/2015	365000	1360000	600000	234000	28900	3550	63600	155000	243000	93500	146000	63600	8850	3630	742	4570	103000	742	<60	129	939000	<120	<100	<60	5310	<9	4570	3470000	2220000	312000
TPE2345	0.50-	150122-84	20/01/2015	22/01/2015	02/02/2015	66200	633000	304000	107000	5610	3870	36800	39300	44200	145000	185000	51700	4010	1620	267	<40	26200	267	<12	116	217000	<24	<20	<12	267	<9	<8	1650000	1050000	386000
TPE2346	0.50-	150122-84	20/01/2015	22/01/2015	02/02/2015	<40	30500	131000	132000	28500	<40	<40	<40	<40	<100	50500	105000	28800	11500	<40	<40	<40	<40	<12	114	<176	<24	<20	<12	<24	<9	<8	506000	322000	184000

Monitor Phase 69

Excavation

No furter action

Trial Pit	Sample Depth	SDG ID.	Date Sampled	Received On	Date Complete	Aliphatics >C10-C12	Aliphatics >C12-C16	Aliphatics >C16-C21	Aliphatics >C21-C35	Aliphatics >C35-C44	Aliphatics >C5-C6	Aliphatics >C6-C8	Aliphatics >C8-C10	Aromatics >EC10-EC12	Aromatics >EC12-EC16	Aromatics >EC16-EC21	Aromatics >EC21-EC35	Aromatics >EC35-EC44	Aromatics >EC40-EC44	Aromatics >EC5-EC7	Aromatics >EC7-EC8	Aromatics >EC8-EC10	Benzene	Ethylbenzene	GRO Surrogate % recovery**	GRO TOT (Moisture Corrected)	m,p-Xylene	Methyl tertiary butyl ether (MTBE)	o-Xylene	sum of detected BTEX by GC	sum of detected mpo xylene by GC	Toluene	Total Aliphatics & Aromatics >C5-C44	Total Aliphatics >C12-C44	Total Aromatics >EC12-EC44
					Commercial >1m															71000	617000	547000	5000									389000			
						µg/kg	µg/kg	µg/kg	µg/kg	µg/kg	µg/kg	µg/kg	µg/kg	µg/kg	µg/kg	µg/kg	µg/kg	µg/kg	µg/kg	µg/kg	µg/kg	µg/kg	µg/kg	µg/kg	%	µg/kg	µg/kg	µg/kg	µg/kg	µg/kg	µg/kg	µg/kg	µg/kg	µg/kg	µg/kg
TPE2346	1.50-	150122-84	20/01/2015	22/01/2015	30/01/2015	63200	693000	609000	305000	52200	416	21700	49800	42100	62000	190000	79800	15400	6770	208	<40	33200	208	<12	105	211000	<24	110	<12	208	<9	<8	2220000	1660000	348000
TPE2347	0.50-	150122-84	20/01/2015	22/01/2015	02/02/2015	3490	153000	285000	166000	41400	41.5	511	878	2330	18100	93500	109000	27100	9870	<40	<40	586	<40	<12	79	7840	<24	<20	<12	<24	<9	<8	901000	645000	248000
TPE2347	1.50-	150122-84	20/01/2015	22/01/2015	29/01/2015	301000	909000	706000	265000	38600	16100	215000	219000	201000	77500	195000	76500	9240	3530	1280	<200	146000	1280	<60	100	1100000	<120	<100	<60	1280	<9	<40	3380000	1920000	358000
TPE2371	0.50-	150122-84	20/01/2015	22/01/2015	02/02/2015	160000	396000	513000	81300	6510	27600	186000	158000	107000	232000	311000	77200	25200	10200	701	<200	105000	701	<60	143	743000	<120	<100	<60	701	<9	<40	2390000	997000	645000
TPE2371	1.50-	150122-84	20/01/2015	22/01/2015	30/01/2015	7940	230000	269000	33800	<100	668	6950	6630	5290	100000	134000	22300	<100	<100	25.5	<10	4420	25.5	<3	120	31900	<6	<5	<3	25.5	<9	<2	822000	534000	256000
TPE2405	0.50-	150127-17	21/01/2015	27/01/2015	04/02/2015	212000	1000000	1090000	227000	24200	6810	69300	150000	142000	194000	427000	129000	67400	31400	284	<200	99900	284	<60	116	680000	<120	<100	<60	284	<9	<40	3840000	2340000	817000
TPE2405	1.50-	150127-17	21/01/2015	27/01/2015	03/02/2015	46300	248000	414000	50100	6950	2410	25000	32100	30900	185000	240000	33600	12100	5470	128	<40	21400	128	<12	93	158000	<24	<20	<12	128	<9	<8	1350000	718000	470000
TPE2495	0.50-	150123-119	22/01/2015	23/01/2015	02/02/2015	<40	<100	<100	<100	<100	<40	<40	<40	<40	<100	<100	2000	6190	3470	<40	<40	<40	<40	<12	121	<176	<24	<20	<12	<24	<9	<8	8180	<100	8180
TPE2496	0.50-	150123-119	22/01/2015	23/01/2015	02/02/2015	1060	<100	<100	<100	<100	<40	123	269	709	<100	<100	7870	4350	1550	<40	<40	179	<40	<12	103	2370	<24	<20	<12	<24	<9	<8	14600	<100	12200
TPE2497	0.50-	150123-119	22/01/2015	23/01/2015	02/02/2015	<40	<100	<100	<100	<100	<40	<40	<40	<40	<100	<100	<100	1690	1000	<40	<40	<40	<40	<12	108	<176	<24	<20	<12	<24	<9	<8	1730	<100	1690
TPE2529	0.50-	150221-57	17/02/2015	21/02/2015	01/05/2015	<40	4950	21500	70400	21500	<40	<40	<40	<40	15900	74100	197000	50700	15000	<40	<40	<40	<40	<12	78	<176	<24	<20	<12	<24	<9	<8	456000	118000	338000
TPE2530	0.50-	150221-73	18/02/2015	21/02/2015	08/05/2015	<40	1270	11700	38300	13000	<40	<40	<40	<40	800	2930	20300	12200	5310	<40	<40	<40	<40	<12	85	<176	<24	<20	<12	<24	<9	<8	101000	64300	36300
TPE2530	1.30-	150221-73	18/02/2015	21/02/2015	13/03/2015	425	73300	92900	109000	36800	60.2	87.3	157	283	10200	29200	69300	26500	11200	<40	<40	105	<40	<12	77	1120	<24	<20	<12	<24	<9	<8	448000	312000	135000
TPE2530	2.70-	150221-73	18/02/2015	21/02/2015	13/03/2015	<40	<100	5030	19400	4510	<40	<40	<40	<40	771	1760	10400	5850	2310	<40	<40	<40	<40	<12	78	<176	<24	<20	<12	<24	<9	<8	47700	28900	18700
TPE2531	0.50-	150221-73	18/02/2015	21/02/2015	08/05/2015	<40	2720	32700	222000	56000	<40	<40	<40	<40	13400	86500	418000	143000	63600	<40	<40	<40	<40	<12	36	<176	<24	<20	<12	<24	<9	<8	974000	313000	661000
TPE2531	1.50-	150221-73	18/02/2015	21/02/2015	14/03/2015	<40	2830	28100	184000	64300	<40	<40	<40	<40	3190	23300	201000	130000	55500	<40	<40	<40	<40	<12	43	<176	<24	<20	<12	<24	<9	<8	637000	280000	358000
TPE2531	2.50-	150221-73	18/02/2015	21/02/2015	12/03/2015	<40	13700	71300	252000	57300	<40	<40	<40	<40	2740	26200	184000	67500	25400	<40	<40	<40	<40	<12	79	<176	<24	<20	<12	<24	<9	<8	675000	394000	281000
TPE2531	3.50-	150221-73	18/02/2015	21/02/2015	13/03/2015	<40	3730	23200	87800	22500	<40	<40	<40	<40	<100	15300	91200	32500	12400	<40	<40	<40	<40	<12	78	<176	<24	<20	<12	<24	<9	<8	276000	137000	139000
TPE2531	4.50-	150221-73	18/02/2015	21/02/2015	12/03/2015	<40	1020	8070	24800	5560	<40	<40	<40	<40	850	2580	17200	9340	3910	<40	<40	<40	<40	<12	85	<176	<24	<20	<12	<24	<9	<8	69500	39500	30000
TPE2638	0.50-	150123-119	22/01/2015	23/01/2015	02/02/2015	<40	17300	25100	25700	4580	<40	<40	<40	<40	4330	12000	21000	6460	2390	<40	<40	<40	<40	<12	108	<176	<24	<20	<12	<24	<9	<8	116000	72700	43800
TPE2720	0.50-	150221-73	18/02/2015	21/02/2015	11/05/2015	2130	193000	416000	549000	159000	1060	1490	533	1420	8780	67300	214000	93600	36600	78.6	<40	356	78.6	<12	73	7070	<24	<20	<12	78.6	<9	<8	1710000	1320000	384000
TPE2720	1.50-	150221-73	18/02/2015	21/02/2015	16/03/2015	20100	589000	1020000	1690000	543000	10000	13100	10700	13400	188000	492000	1310000	466000	187000	876	<40	7170	876	<12	58	75400	<24	<20	<12	876	<9	<8	6370000	3850000	2450000
TPE2720	2.50-	150221-73	18/02/2015	21/02/2015	14/03/2015	25100	76100	42400	52800	5780	<40	746	11600	16700	2480	7770	40700	18200	5740	<40	<40	7740	<40	<12	82	61900	<24	<20	<12	<24	<9	<8	308000	177000	69200
TPE2720	3.50-	150221-73	18/02/2015	21/02/2015	14/03/2015	1080	153000	148000	325000	81100	<40	110	972	721	15100	60000	304000	106000	39000	<40	<40	661	<40	<12	79	3560	<24	<20	<12	<24	<9	<8	1200000	707000	485000
TPE2720	4.50-	150221-73	18/02/2015	21/02/2015	14/03/2015	<40	15700	23200	65000	14600	<40	<40	<40	<40	2850	8810	82100	41000	15100	<40	<40	<40	<40	<12	68	<176	<24	<20	<12	<24	<9	<8	253000	119000	135000
TPE2823	0.50-	150221-72	19/02/2015	21/02/2015	05/05/2015	4410	11900	39300	234000	192000	2630	1210	2000	2940	1210	9800	144000	163000	77900	<10	106	2350	<10	204	59	15600	575	<5	239	1120	814	106	812000	477000	318000
TPE2823	1.50-	150221-72	19/02/2015	21/02/2015	12/03/2015	1290	67100	127000	253000	60500	96.9	169	252	863	2790	22300	79500	32900	12500	<40	<40	202	<40	<12	76	2890	<24	<20	<12	<24	<9	<8	648000	508000	137000
TPE2823	2.50-	150221-72	19/02/2015	21/02/2015	12/03/2015	6260	43500	89500	178000	67700	<40	56.4	400	4170	2570	16400	64000	40000	18000	<40	<40	293	<40	<12	67	11200	<24	<20	<12	<24	<9	<8	513000	379000	123000
TPE2823	3.50-	150221-72	19/02/2015	21/02/2015	12/03/2015	1360	102000	165000	284000	87500	60.4	350	622	904	7150	37700	115000	53600	21000	<40	<40	474	<40	<12	74	3820	<24	30.8	26.2	26.2	26.2	<8	855000	638000	213000
TPE2823	4.50-	150221-72	19/02/2015	21/02/2015	12/03/2015	39700	3380000	3310000	3900000	1020000	5750	47800	46600	26500	407000	982000	1570000	602000	235000	<40	<40	31000	<40	<12	97	197000	<24	<20	<12	<24	<9	<8	15400000	11600000	3560000
TPE2824	0.50-	150221-72	19/02/2015	21/02/2015	06/05/2015	2630	160000	294000	408000	135000	<40	179	1120	1760	7470	47000	205000	90500	36900	<40	<40	749	<40	<12	88	6460	<24	<20	<12	<24	<9	<8	1350000	997000	350000
TPE2824	1.50-	150221-72	19/02/2015	21/02/2015	11/03/2015	585	315000	308000	289000	77900	66.6	135	150	390	20700	70700	121000	49100	19700	<40	<40	102	<40	<12	98	1470	<24	41.1	<12	<24	<9	<8	1250000	990000	262000
TPE2824	2.60-	150221-72	19/02/2015	21/02/2015	12/03/2015	684	50700	84200	131000	45900	116	277	205	456	2580	15800	59200	29300	12200	<40	<40	274	<40	17.5	69	2050	93.8	<20	25.1	164	119	27.3	420000	311000	107000
TPE2841	0.50-	150214-75	11/02/2015	14/02/2015	04/03/2015	<40	1460	20800	191000	93900	<40	<40	<40	<40	<100	1840	169000	173000	69200	<40	<40	<40	<40	<12	77	<176	<24	<20	<12	<24	<9	<8	650000	307000	344000
TPE2842	0.50-	150214-75	11/02/2015	14/02/2015	04/03/2015	<40	<100	<100	2200	<100	<40	<40	<40	<40	<100	<100	1660	<100	<100	<40	<40	<40	<40	<12	81	<176	<24	<20	<12	<24	<9	<8	3860	2200	1660
TPE2870	0.50-	150221-72	19/02/2015	21/02/2015	05/05/2015	3710	2560000	2600000	3040000	1060000	365	3800	3110	2470	242000	631000	1040000	457000	187000	<40	<40	2210	<40	137	85	15700	<24	<20	<12	137	<9	<8	11700000	9260000	2370000
TPE2870	1.50-	150221-72	19/02/2015	21/02/2015	12/03/2015	36900	407000	355000	354000	131000	202	2600	20200	24600	141000	169000	282000	113000	43500	95.5	<40	13500	95.5	<12	86	98000	<24	<20	<12	95.5	<9	<8	2050000	1250000	705000
TPE2870	2.50-	150221-72	19/02/2015	21/02/2015	12/03/2015	6140	300000	266000	263000	84700	486	5870	4850	4090	103000	144000	211000	82900	33600	101	<40	3230	101	<12	78	25400	<24	643	<12	101	<9	<8	1480000	913000	541000
TPE2870	3.50-	150221-72	19/02/2015	21/02/2015	12/03/2015	2140	58700	66700	72100	26500	123	1030	1180	1420	18200	36200	68800	27200	10300	<40	<40	789	<40	<12	90	6800	<24	94.3	<12	<24	<9	<8	381000	224000	150000
TPE2878	0.50-	150108-60	05/01/2015	08/01/2015	14/01/2015	<40	<100	6700	46400	10900	<40	<40	<40	<40	<100	696	32800	32100	13100	<40	<40	<40	<40	<12	128	<176	<24	<20	<12	<24	<9	<8	130000	64000	65600
TPE2878	1.50-	150108-60	05/01/2015	08/01/2015	14/01/2015	6460	<100	<100	<100	<100	<40	<40	217	4300	<100	<100	<100	<100	<100	<40	<40	146	<40	<12	87	11200	<24	<20	<12	<24	<9	<8	11200	<100	<100
TPE2879	0.50-	150108-60	05/01/2015	08/01/2015	14/01/2015	<40	566	211	1830	<100	<40	<40	<40	<40	<100	<100	<100	609	<100	<40	<40	<40	<40	<12	129	<176	<24	<20	<12	<24	<9	<8	3220	2610	609
TPE2879	1.50-	150108-60	05/01/2015	08/01/2015	14/01/2015	<40	<100	<100	<100	<100	<40	<40	<40	<40	<100	<100	165	238	<100	<40	<40	<40	<40	<12	106	<176	<24	<20	<12	<24	<9	<8	403	<100	403
TPE2880	0.50-	150108-60	05/01/2015	08/01/2015	15/01/2015	<40	1260	16600	70600	20300	<40	<40	<40	<40	<100	2290	64000	50000	20600	<40	<40	<40	<40	<12	100	<176	<24	<20	<12	<24	<9	<8	225000	109000	116000
TPE2880	1.50-	150108-60	05/01/2015	08/01/2015	14/01/2015	<40	<100	<100	13500	<100	<40	<40	<40	<40	<100	236	10600	9320	3920	<40	<40	<40	<40	<12	99	<176	<24	<20	<12	<24	<9	<8	33600	13500	20100
TPE2922	0.50-	150108-60	05/01/2015	08/01/2015	14/01/2015	<40	1150	11300	56100	11900	<40	<40	<40	<40	<100	2690	71900	61600	27400	<40	<40	<40	<40	<12	123	<176	<24	<20	<12	<24	<9	<8	217000	80500	136000
TPE2961	0.50-	150108-60	05/01/2015	08/01/2015	14/01/2015	<40	252	2310	16400	3310	<40	<40	<40	<40	<100	295	15700	14600	6900	<40	<40	<40	<40	<12	99	<176	<24	<20	<12	<24	<9	<8	52900	22300	30600
TPE2962	0.50-	150108-60	05/01/2015	08/01/2015	15/01/2015	<40	<100	5800	359000	113000	<40	<40	<40	<40	<100	4090	115000	81200	24000	<40	<40	<40	<40	<12	99	<176	<24	<20	<12	<24	<9	<8	678000	478000	201000
TPE2962	1.50-	150108-60	05/01/2015	08/01/2015	14/01/2015	<40	<100	<100	<100	<100	<40	<40	<40	<40	<100	<100	<100	<100	<100	<40	<40	<40	<40	<12	91	<176	<24	<20	<12	<24	<9	<8	<100	<100	<100
TPE3005	0.50-	150108-60	05/01/2015	08/01/2015	14/01/2015	<40	1040	2720	14600	2910	<40	<40	<40	<40	<100	<100	12200	11400	5260	<40	<40	<40	<40	<12	113	<176	<24	<20	<12	<24	<9	<8	44900	21300	23600
TPE3005	1.50-	150108-60	05/01/2015	08/01/2015	14/01/2015	<40	<100	<100	<100	<100	<40	<40	<40	<40	<100	<100	<100	<100	<100	<40	<40	<40	<40	<12	130	<176	<24	<20	<12	<24	<9	<8	<100	<100	<100
TPE3006	0.50-	150108-60	05/01/2015	08/01/2015	15/01/2015	<40	<100	<100	6380	<100	<40	<40	<40	<40	<100	<100	<100	<100	<100	<40	<40	<40	<40	<12	128	<176	<24	<20	<12	<24	<9	<8	6380	6380	<100
TPE3006	1.50-	150108-60	05/01/2015	08/01/2015	14/01/2015	<40	<100	1320	9350	<100	<40	<40	<40	<40	<100	874	8860	5340	2180	<40	<40	<40	<40	<12	94	<176	<24	<20	<12	<24	<9	<8	25700	10700	15100
TPE3050	1.00-	150108-60	05/01/2015	08/01/2015	14/01/2015	<40	167	2450	4490	<100	<40	<40	<40	<40	<100	<100	<100	627	<100	<40	<40	<40	<40	<12	101	<176	<24	<20	<12	<24	<9	<8	7740	7110	627
TPE3138	0.50-	150108-70	06/01/2015	08/01/2015	14/01/2015	<40	<100	<100	<100	<100	<40	<40	<40	<40	<100	<100	<100	<100	<100	<40	<40	<40	<40	<12	84	<176	<24	<20	<12	<24	<9	<8	<100	<100	<100
TPE3138	1.50-	150108-70	06/01/2015	08/01/2015	15/01/2015	<40	<100	<100	1900	<100	<40	<40	<40	<40	<100	<100	<100	<100	<100	<40	<40	<40	<40	<12	103	<176	<24	<20	<12	<24	<9	<8	1900	1900	<100
TPE3139	0.50-	150108-70	06/01/2015	08/01/2015	14/01/2015	<40	509	<100	176	<100	<40	<40	<40	<40	<100	<100	<100	<100	<100	<40	<40	<40	<40	<12	89	<176	<24	<20	<12	<24	<9	<8	718	685	<100
TPE3139	1.50-	150108-70	06/01/2015	08/01/2015	14/01/2015	43700	268000	1020	2580	<100	<40	60.4	6260	29100	14300	731	<100	<100	<100	<40	<40	4170	<40	<12	87	83400	<24	<20	<12	<24	<9	<8	370000	272000	15000
TPE3185	0.50-	150108-60	05/01/2015	08/01/2015	15/01/2015	<40	<100	<100	6720	<100	<40	<40	<40	<40	<100	<100	<100	<100	<100	<40	<40	<40	<40	<12	125	<176	<24	<20	<12	<24	<9	<8	6720	6720	<100
TPE3185	1.50-	150108-60	05/01/2015	08/01/2015	14/01/2015	121000	704000	34800	3000	<100	<40	3130	27800	80400	28600	5890	2520	<100	<100	<40	<40	18500	<40	<12	92	250000	<24	<20	<12	<24	<9	<8	1030000	741000	37000
TPE3186	0.50-	150211-33	09/02/2015	11/02/2015	23/02/2015	12700	82800	12900	36900	16500	<40	70.8	1640	8490	<100	4230	40000	28700	13000	<40	<40	1090	<40	<12	88	24000	<24	<20	<12	<24	<9	<8	246000	149000	72900
TPE3186	1.50-	150211-33	09/02/2015	11/02/2015	19/02/2015	79400	618000	44500	20300	5570	<40	955	16000	52900	152000	14300	5380	4920	2480	<40	<40	10700	<40	<12	140	160000	<24	<20	<12	<24	<9	<8	1030000	688000	177000
TPE3235	0.50-	150108-70	06/01/2015	08/01/2015	15/01/2015	4910	22300	15900	41000	4450	<40	295	1410	3270	<100	4770	35500	17200	6910	<40	<40	937	<40	<12	105	10800	<24	<20	<12	<24	<9	<8	152000	83700	57500
TPE3235	1.50-	150108-70	06/01/2015	08/01/2015	14/01/2015	54100	380000	229000	183000	24700	54.2	16200	55100	36100	30000	53900	101000	41700	16900	46.3	<40	36700	46.3	<12	105	198000	<24	104	<12	46.3	<9	<8	1240000	817000	226000
TPE3236	0.50-	150211-33	09/02/2015	11/02/2015	23/02/2015	<40	2190	15400	95800	37200	<40	<40	<40	<40	771	7760	117000	68200	26100	<40	<40	<40	<40	<12	120	<176	<24	<20	<12	<24	<9	<8	345000	151000	194000
TPE3236	1.50-	150211-33	09/02/2015	11/02/2015	19/02/2015	<40	<100	<100	5960	<100	<40	<40	<40	<40	<100	553	4840	3290	1360	<40	<40	<40	<40	<12	107	<176	<24	<20	<12	<24	<9	<8	14600	5960	8680
TPE3284	0.50-	150108-70	06/01/2015	08/01/2015	15/01/2015	<40	3880	48100	158000	13200	<40	<40	<40	<40	<100	3010	40100	14600	6580	<40	<40	<40	<40	<12	104	<176	<24	<20	<12	<24	<9	<8	281000	223000	57700
TPE3284	1.50-	150108-70	06/01/2015	08/01/2015	15/01/2015	<40	<100	71500	185000	10100	<40	<40	<40	<40	<100	4180	54400	13300	6500	<40	<40	<40	<40	<12	90	<176	<24	<20	<12	<24	<9	<8	339000	267000	71900
TPE3284	2.50-	150108-70	06/01/2015	08/01/2015	16/01/2015	56900	142000	12900	<100	<100	<40	1120	12500	37900	10000	2050	<100	<100	<100	<40	<40	8320	<40	<12	85	117000	<24	28.3	<12	<24	<9	<8	283000	154000	12100
TPE3285	1.00-	150108-70	06/01/2015	08/01/2015	15/01/2015	<40	<100	<100	5670	<100	<40	<40	<40	<40	<100	1250	12400	9470	4350	<40	<40	<40	<40	<12	75	<176	<24	<20	<12	<24	<9	<8	28800	5670	23100
TPE3408	0.50-	150119-1	15/01/2015	19/01/2015	27/01/2015	64600	227000	137000	72800	8160	684	41000	87100	43100	89200	86900	60500	10900	4330	<200	<200	58100	<200	<60	99	295000	<120	<100	<60	<24	<9	<40	987000	444000	247000
TPE3408	1.50-	150119-1	15/01/2015	19/01/2015	26/01/2015	24200	405000	290000	313000	96600	475	20800	38100	16200	133000	162000	271000	93400	35200	<40	<40	25400	<40	<12	83	125000	<24	<20	<12	<24	<9	<8	1890000	1110000	660000
TPE3409	0.50-	150119-1	15/01/2015	19/01/2015	27/01/2015	106000	413000	298000	138000	13000	<100	17900	86500	70600	266000	304000	191000	29000	10100	<100	<100	57700	<100	<30	99	339000	<60	<50	<30	<24	<9	<20	1990000	863000	790000
TPE3409	1.50-	150119-1	15/01/2015	19/01/2015	26/01/2015	33600	188000	98600	47400	6200	502	40400	51000	22400	49800	56500	36100	8730	3120	92.3	<40	34000	92.3	<12	94	182000	<24	<20	<12	92.3	<9	<8	673000	340000	151000
TPE3410	0.50-	150119-1	15/01/2015	19/01/2015	20/02/2015	1230	48900	59800	134000	50000	49.5	744	1290	820	13900	41600	201000	75700	29800	<40	<40	858	<40	<12	82	4990	<24	<20	<12	<24	<9	<8	630000	293000	332000
TPE3492	0.50-	150114-65	09/01/2015	16/01/2015	28/01/2015	<40	438	2940	18000	13300	<40	<40	<40	<40	<100	<100	10600	11700	5480	<40	<40	<40	<40	<12	86	<176	<24	<20	<12	<24	<9	<8	57000	34700	22300
TPE3492	1.50-	150114-65	09/01/2015	16/01/2015	28/01/2015	1010	50800	45100	92000	85900	<40	62	260	674	2560	9640	76100	90500	44200	<40	<40	173	<40	<12	75	2190	<24	<20	<12	<24	<9	<8	455000	274000	179000
TPE3492	2.50-	150114-65	09/01/2015	16/01/2015	28/01/2015	157	88300	77400	107000	90700	<40	42.1	138	105	3710	16500	72000	87000	41000	<40	<40	91.3	<40	<12	114	550	<24	<20	<12	<24	<9	<8	543000	363000	179000
TPE3493	0.50-	150114-65	09/01/2015	14/01/2015	13/02/2015	1810	110000	57400	25800	<100	<40	70.2	762	1210	23800	32800	54900	32100	14200	<40	<40	508	<40	<12	94	4380	<24	<20	<12	<24	<9	<8	341000	193000	144000
TPE3493	1.50-	150114-65	09/01/2015	14/01/2015	20/01/2015	80200	1150000	707000	190000	3860	147	6600	33200	53400	187000	236000	132000	20300	7720	<40	<40	22100	<40	<12	102	196000	<24	<20	<12	<24	<9	<8	2820000	2050000	575000
TPE3494	0.50-	150114-65	09/01/2015	14/01/2015	16/02/2015	<40	8800	60400	262000	130000	<40	<40	<40	<40	3180	24500	294000	195000	79300	<40	<40	<40	<40	<12	86	<176	<24	<20	<12	<24	<9	<8	978000	461000	517000
TPE3494	1.50-	150114-65	09/01/2015	14/01/2015	20/01/2015	64300	748000	582000	187000	15900	<40	3030	37300	42800	221000	269000	156000	23200	9520	<40	<40	24900	<40	<12	89	172000	<24	<20	<12	<24	<9	<8	2370000	1530000	669000
TPE3494	2.50-	150114-65	09/01/2015	14/01/2015	20/01/2015	71900	741000	629000	189000	3850	354	12800	47800	48000	192000	249000	145000	21400	8010	<40	<40	31900	<40	<12	92	213000	<24	<20	<12	<24	<9	<8	2380000	1560000	607000
TPE3551	0.50-	150211-33	09/02/2015	11/02/2015	23/02/2015	<40	6180	18700	56600	27500	<40	<40	<40	<40	1830	3750	55300	40300	17100	<40	<40	<40	<40	<12	110	<176	<24	<20	<12	<24	<9	<8	210000	109000	101000
TPE3587	0.50-	150203-46	02/02/2015	03/02/2015	13/02/2015	37700	506000	430000	414000	21700	59.4	1790	11000	25100	75000	143000	310000	33000	10700	<40	<40	7320	<40	<12	88	83000	<24	<20	<12	<24	<9	<8	2020000	1370000	561000
TPE3587	1.50-	150203-46	02/02/2015	03/02/2015	10/02/2015	31800	272000	248000	252000	23100	72.8	1500	10100	21200	97500	145000	244000	40400	12800	<40	<40	6740	<40	<12	80	71500	<24	<20	<12	<24	<9	<8	1390000	796000	527000
TPE3588	0.50-	150203-46	02/02/2015	03/02/2015	13/02/2015	2050	1830	7170	22200	3810	<40	107	443	1360	<100	4580	46400	15500	6100	<40	<40	296	<40	<12	88	4270	<24	<20	<12	<24	<9	<8	106000	35000	66500
TPE3588	1.50-	150203-46	02/02/2015	03/02/2015	11/02/2015	43600	260000	105000	64000	10100	42.2	2090	12000	29100	22800	43100	81300	14600	5130	<40	<40	8000	<40	<12	86	94800	<24	<20	<12	<24	<9	<8	696000	440000	162000
TPE3589	0.50-	150205-112	03/02/2015	05/02/2015	18/02/2015	158	3920	8130	18600	7580	<40	103	333	105	<100	2640	23100	17400	8360	<40	<40	222	<40	<12	102	929	<24	<20	<12	<24	<9	<8	82300	38300	43100
TPE3589	1.50-	150205-112	03/02/2015	05/02/2015	17/02/2015	9700	89200	49300	49800	10500	<40	7390	22300	6470	7660	16500	43700	19600	8000	<40	<40	14900	<40	<12	73	60800	<24	<20	<12	<24	<9	<8	347000	199000	87600
TPE3643	0.50-	150203-46	02/02/2015	03/02/2015	26/03/2015	59.9	6940	60200	218000	107000	<40	76.8	101	40.7	1140	10300	129000	103000	44000	<40	<40	66.7	<40	<12	89	355	<24	<20	<12	<24	<9	<8	636000	391000	244000
TPE3643	1.50-	150203-46	02/02/2015	03/02/2015	11/02/2015	173000	613000	342000	154000	18000	374	63600	186000	116000	174000	146000	77500	12700	4260	<200	<200	124000	<200	<60	97	663000	<120	<100	<60	<24	<9	<40	2200000	1130000	411000
TPE3671	0.50-	150111-1	08/01/2015	11/01/2015	19/01/2015	<40	11200	38200	85200	21800	<40	<40	<40	<40	1490	22300	149000	70900	29400	<40	<40	<40	<40	<12	93	<176	<24	<20	<12	<24	<9	<8	401000	156000	244000
TPE3671	1.50-	150111-1	08/01/2015	11/01/2015	16/01/2015	9840	137000	81100	75400	17400	<40	1500	7770	6560	24600	32500	47600	14000	5110	<40	<40	5180	<40	<12	95	30900	<24	<20	<12	<24	<9	<8	460000	311000	119000
TPE3672	1.00-	150111-1	08/01/2015	11/01/2015	19/01/2015	<40	<100	1200	9350	1400	<40	<40	<40	<40	<100	<100	<100	<100	<100	<40	<40	<40	<40	<12	94	<176	<24	<20	<12	<24	<9	<8	12000	12000	<100
TPE3672	2.00-	150111-1	08/01/2015	11/01/2015	16/01/2015	24100	232000	304000	112000	1530	120	3510	14100	16100	57700	130000	64900	3980	1250	<40	<40	9410	<40	<12	86	67300	<24	<20	<12	<24	<9	<8	974000	650000	257000
TPE3673	0.50-	150111-1	08/01/2015	11/01/2015	17/02/2015	<40	5090	13200	45100	16400	<40	<40	<40	<40	<100	4530	86200	45600	16500	<40	<40	<40	<40	<12	98	<176	<24	<20	<12	<24	<9	<8	216000	79800	136000
TPE3720	0.50-	150203-46	02/02/2015	03/02/2015	26/03/2015	20000	1190000	1810000	3880000	1110000	3440	18800	8960	13300	362000	1130000	2750000	763000	287000	<200	<200	5970	<200	<60	74	70500	<120	<100	<60	<24	<9	<40	13100000	7980000	5000000
TPE3721	0.50-	150203-46	02/02/2015	03/02/2015	30/03/2015	2040	93100	167000	234000	61900	<40	212	884	1360	11600	50200	160000	63500	25700	<40	<40	589	<40	<12	105	5120	<24	<20	<12	<24	<9	<8	846000	556000	285000
TPE3721	1.50-	150203-46	02/02/2015	03/02/2015	11/02/2015	54300	200000	127000	95400	20100	441	30400	98000	36200	27400	36200	57900	25600	10200	224	<200	65300	<200	<60	99	285000	<120	<100	<60	<24	<9	<40	875000	442000	147000
TPE3744	0.50-	150203-46	02/02/2015	03/02/2015	30/03/2015	450	8150	39800	100000	38100	<40	99.5	211	301	3610	35400	176000	91600	39900	<40	<40	152	<40	<12	79	1250	<24	<20	<12	<24	<9	<8	494000	186000	306000
TPE3744	1.50-	150203-46	02/02/2015	03/02/2015	11/02/2015	319000	1190000	905000	817000	197000	21500	288000	372000	212000	160000	345000	693000	307000	126000	1180	<200	248000	1180	<60	99	1460000	<120	<100	<60	1180	<9	<40	6080000	3110000	1500000
TPE3745	0.50-	150114-65	09/01/2015	14/01/2015	22/01/2015	1930	719000	2440000	1490000	702000	<40	97.6	392	1290	238000	1410000	947000	173000	101000	<40	<40	264	<40	<12	119	4000	<24	<20	<12	<24	<9	<8	8130000	5360000	2770000
TPE3745	1.50-	150114-65	09/01/2015	14/01/2015	20/01/2015	<40	16400	170000	310000	237000	<40	<40	<40	<40	3860	85700	302000	182000	92300	<40	<40	<40	<40	<12	139	<176	<24	<20	<12	<24	<9	<8	1310000	732000	573000
TPE3745	2.50-	150114-65	09/01/2015	14/01/2015	20/01/2015	<40	2970	3660	261	6080	<40	<40	<40	<40	954	2480	1840	648	<100	<40	<40	<40	<40	<12	105	<176	<24	<20	<12	<24	<9	<8	18900	13000	5930

Monitor Phase 69

Excavation
No furter action

Trial Pit	Sample Depth	SDG ID.	Date Sampled	Received On	Date Complete	Aliphatics >C10-C12	Aliphatics >C12-C16	Aliphatics >C16-C21	Aliphatics >C21-C35	Aliphatics >C35-C44	Aliphatics >C5-C6	Aliphatics >C6-C8	Aliphatics >C8-C10	Aromatics >EC10-EC12	Aromatics >EC12-EC16	Aromatics >EC16-EC21	Aromatics >EC21-EC35	Aromatics >EC35-EC44	Aromatics >EC40-EC44	Aromatics >EC5-EC7	Aromatics >EC7-EC8	Aromatics >EC8-EC10	Benzene	Ethylbenzene	GRO Surrogate % recovery**	GRO TOT (Moisture Corrected)	m,p-Xylene	Methyl tertiary butyl ether (MTBE)	o-Xylene	sum of detected BTEX by GC	sum of detected mpo xylene by GC	Toluene	Total Aliphatics & Aromatics >C5-C44	Total Aliphatics >C12-C44	Total Aromatics >EC12-EC44
					Commercial >1m															71000	617000	547000	5000									389000			
						µg/kg	µg/kg	µg/kg	µg/kg	µg/kg	µg/kg	µg/kg	µg/kg	µg/kg	µg/kg	µg/kg	µg/kg	µg/kg	µg/kg	µg/kg	µg/kg	µg/kg	µg/kg	µg/kg	%	µg/kg	µg/kg	µg/kg	µg/kg	µg/kg	µg/kg	µg/kg	µg/kg	µg/kg	µg/kg
TPE3745	3.50-	150114-65	09/01/2015	14/01/2015	20/01/2015	<40	<100	1050	3230	5280	<40	<40	<40	<40	291	1550	5070	7360	4340	<40	<40	<40	<40	<12	60	<176	<24	<20	<12	<24	<9	<8	23800	9560	14300
TPE3746	0.50-	150203-46	02/02/2015	03/02/2015	13/02/2015	122	30800	56600	120000	49700	<40	126	237	81.2	8320	39900	148000	104000	49700	<40	<40	158	<40	<12	85	734	<24	<20	<12	<24	<9	<8	558000	257000	300000
TPE3746	0.50-	150219-78	16/02/2015	19/02/2015	08/04/2015	<40	17800	173000	360000	199000	<40	<40	<40	<40	4590	101000	823000	325000	155000	<40	<40	<40	<40	<12	85	<176	<24	<20	<12	<24	<9	<8	2000000	750000	1250000
TPE3746	1.50-	150203-46	02/02/2015	03/02/2015	11/02/2015	32400	274000	215000	238000	56400	72.3	2500	14200	21600	38800	68700	96300	36700	14800	<40	<40	9490	<40	<12	81	80300	<24	<20	<12	<24	<9	<8	1100000	784000	241000
TPE3746	1.50-	150219-78	16/02/2015	19/02/2015	08/03/2015	<40	<100	<100	<100	<100	<40	<40	<40	<40	<100	<100	<100	<100	<100	<40	<40	<40	<40	<12	92	<176	<24	<20	<12	<24	<9	<8	<100	<100	<100
TPE3746	2.30-	150219-78	16/02/2015	19/02/2015	08/03/2015	<40	<100	5100	11600	<100	<40	<40	<40	<40	<100	2030	19700	14100	7620	<40	<40	<40	<40	<12	97	<176	<24	<20	<12	<24	<9	<8	52500	16700	35800
TPE3787	0.50-	150203-46	02/02/2015	03/02/2015	30/03/2015	2470	8120	47100	140000	39000	<40	163	249	1640	1370	15100	138000	76400	31000	<40	<40	171	<40	<12	92	4720	<24	<20	<12	<24	<9	<8	470000	234000	231000
TPE2196	0.50-	150309-39	04/03/2015	09/03/2015	02/04/2015	<40	1430	4010	6000	<100	<40	<40	<40	<40	<100	2830	10100	3750	2130	<40	<40	<40	<40	<12	113	<176	<24	<20	<12	<24	<9	<8	28200	11400	16700
TPE2196	1.50-	150309-39	04/03/2015	09/03/2015	30/03/2015	59100	680000	848000	623000	35500	<40	678	27000	39400	186000	594000	579000	60300	24500	<40	<40	18000	<40	<12	58	144000	<24	<20	<12	<24	<9	<8	3750000	2190000	1420000
TPE2197	0.50-	150309-39	04/03/2015	09/03/2015	23/04/2015	<40	<100	4610	18700	3450	<40	<40	<40	<40	<100	2120	20200	12700	5520	<40	<40	<40	<40	<12	92	<176	<24	<20	<12	<24	<9	<8	61800	26800	35000
TPE2197	1.50-	150309-39	04/03/2015	09/03/2015	31/03/2015	598000	1250000	65200	115000	31300	<200	3640	174000	399000	210000	39700	164000	75400	31200	<200	<200	116000	<200	<60	105	1290000	<120	<100	<60	<24	<9	<40	3240000	1460000	489000
TPE2231	0.50-	150309-39	04/03/2015	09/03/2015	02/04/2015	<40	6960	79200	325000	101000	<40	<40	<40	<40	<100	7770	126000	91100	38100	<40	<40	<40	<40	<12	72	<176	<24	<20	<12	<24	<9	<8	736000	512000	224000
TPE2231	1.50-	150309-39	04/03/2015	09/03/2015	31/03/2015	31200	420000	373000	590000	111000	<40	1170	24600	20800	77700	153000	544000	208000	86700	<40	<40	16400	<40	<12	62	94100	<24	<20	<12	<24	<9	<8	2570000	1490000	983000
TPE2232	0.50-	150309-45	05/03/2015	09/03/2015	02/04/2015	<40	7060	150000	145000	15300	<40	<40	<40	<40	1310	46600	141000	37600	15100	<40	<40	<40	<40	<12	102	<176	<24	<20	<12	<24	<9	<8	545000	318000	227000
TPE2232	1.50-	150309-45	05/03/2015	09/03/2015	01/04/2015	2270	935000	4690000	3890000	324000	<40	86.9	1580	1510	121000	1500000	1860000	409000	173000	<40	<40	1050	<40	<12	78	6530	<24	<20	<12	<24	<9	<8	13700000	9840000	3880000
TPE2589	0.50-	150402-82	31/03/2015	02/04/2015	06/05/2015	<40	2330	22700	50700	54200	<40	<40	<40	<40	<100	1420	21400	26100	14600	<40	<40	<40	<40	<12	77	<176	<24	<20	<12	<24	<9	<8	179000	130000	48900
TPE2589	1.50-	150402-82	31/03/2015	02/04/2015	06/05/2015	101	1760	14600	39700	36100	<40	<40	50.6	67.9	<100	3790	35500	45000	23700	<40	<40	<40	<40	<12	100	282	<24	<20	<12	<24	<9	<8	177000	92200	84300
TPE2589	2.50-	150402-82	31/03/2015	02/04/2015	06/05/2015	<10	856	5870	13500	6620	<10	<10	<10	<10	<100	296	5680	6840	3330	<10	<10	<10	<10	<3	112	<44	<6	<5	<3	<24	<9	<2	39700	26900	12800
TPE2589	3.50-	150402-82	31/03/2015	02/04/2015	06/05/2015	1980	<100	<100	<100	<100	48.4	421	1520	1320	<100	<100	<100	<100	<100	<40	<40	1020	<40	<12	94	6310	<24	<20	<12	<24	<9	<8	6310	<100	<100
TPE2617	0.50-	150312-105	10/03/2015	12/03/2015	08/04/2015	<40	6850	52800	152000	51600	<40	<40	<40	<40	1630	10200	105000	65900	27400	<40	<40	<40	<40	<12	71	<176	<24	<20	<12	<24	<9	<8	446000	263000	183000
TPE2619	0.50-	150324-26	19/03/2015	24/03/2015	22/04/2015	<40	<100	8850	56500	23000	<40	<40	<40	<40	<100	2140	29600	19500	8690	<40	<40	<40	<40	<12	94	<176	<24	<20	<12	<24	<9	<8	140000	88400	51300
TPE2619	1.50-	150324-26	19/03/2015	24/03/2015	20/04/2015	<40	261	14000	79300	17600	<40	<40	<40	<40	<100	2470	34900	17100	7410	<40	<40	<40	<40	<12	88	<176	<24	<20	<12	<24	<9	<8	166000	111000	54500
TPE2637	0.50-	150402-82	31/03/2015	02/04/2015	06/05/2015	<40	<100	<100	<100	<100	<40	<40	<40	<40	<100	<100	<100	<100	<100	<40	<40	<40	<40	<12	99	<176	<24	<20	<12	<24	<9	<8	<100	<100	<100
TPE2637	1.50-	150402-82	31/03/2015	02/04/2015	06/05/2015	<40	<100	<100	<100	<100	<40	<40	<40	<40	<100	<100	1410	5980	3490	<40	<40	<40	<40	<12	95	<176	<24	<20	<12	<24	<9	<8	7390	<100	7390
TPE2744	0.50-	150324-26	19/03/2015	24/03/2015	20/04/2015	<40	684	6150	23000	4150	<40	<40	<40	<40	2160	7610	31600	10900	3360	<40	<40	<40	<40	<12	93	<176	<24	<20	<12	<24	<9	<8	86200	34000	52200
TPE2744	1.50-	150324-26	19/03/2015	24/03/2015	21/04/2015	<40	<100	3240	15200	2370	<40	<40	<40	<40	<100	3300	18700	7890	2440	<40	<40	<40	<40	<12	87	<176	<24	<20	<12	<24	<9	<8	50700	20800	29900
TPE2745	0.50-	150324-26	19/03/2015	24/03/2015	20/04/2015	<40	<100	<100	2440	<100	<40	<40	<40	<40	<100	<100	<100	<100	<100	<40	<40	<40	<40	<12	115	<176	<24	<20	<12	<24	<9	<8	2440	2440	<100
TPE2825	0.50-	150324-26	19/03/2015	24/03/2015	20/04/2015	181	18300	49700	103000	36400	<40	42.4	100	121	<100	4800	39200	18800	7140	<40	<40	77.2	<40	<12	89	548	<24	<20	<12	<24	<9	<8	271000	207000	62800
TPE2825	1.50-	150324-26	19/03/2015	24/03/2015	20/04/2015	<40	<100	7030	28700	8320	<40	42.7	<40	<40	483	1760	12300	8300	3190	<40	<40	<40	<40	<12	72	<176	<24	<20	<12	<24	<9	<8	67100	44100	22800
TPE2825	2.50-	150324-26	19/03/2015	24/03/2015	20/04/2015	<40	3370	13800	40500	14100	<40	<40	<40	<40	774	3330	20300	10600	4290	<40	<40	<40	<40	<12	33	<176	<24	<20	<12	<24	<9	<8	107000	71700	35100
TPE2843	0.50-	150324-26	19/03/2015	24/03/2015	21/04/2015	<40	3640	21800	33500	3680	<40	<40	<40	<40	<100	5770	34500	13300	5990	<40	<40	<40	<40	<12	67	<176	<24	<20	<12	<24	<9	<8	116000	62600	53600
TPE2843	1.50-	150324-26	19/03/2015	24/03/2015	20/04/2015	<40	<100	<100	6060	4710	<40	<40	<40	<40	<100	<100	20300	16000	7300	<40	<40	<40	<40	<12	101	<176	<24	<20	<12	<24	<9	<8	47100	10800	36300
TPE2907	0.50-	150324-26	19/03/2015	24/03/2015	22/04/2015	78.4	11200	54800	187000	68500	<40	73.9	50.4	52.6	<100	8490	98200	68000	33900	<40	<40	42.6	<40	<12	85	321	<24	<20	<12	<24	<9	<8	497000	322000	175000
TPE2907	1.50-	150324-26	19/03/2015	24/03/2015	21/04/2015	230	14300	32900	66100	21300	<40	73.3	125	153	2110	10200	46500	20700	7770	<40	<40	85.3	<40	<12	87	694	<24	<20	<12	<24	<9	<8	215000	135000	79500
TPE2907	2.50-	150324-26	19/03/2015	24/03/2015	21/04/2015	2990	23800	41300	119000	81300	84	2210	5990	2000	4420	16200	139000	61100	21000	43.7	<40	4000	<40	<12	103	17300	<24	<20	<12	<24	<9	<8	504000	266000	221000
TPE2923	0.50-	150324-26	19/03/2015	24/03/2015	21/04/2015	<40	2190	5320	31400	9500	<40	<40	<40	<40	<100	3110	32700	21300	10800	<40	<40	<40	<40	<12	87	<176	<24	<20	<12	<24	<9	<8	105000	48400	57000
TPE2923	1.50-	150324-26	19/03/2015	24/03/2015	20/04/2015	<40	<100	<100	<100	<100	<40	<40	<40	<40	<100	<100	3430	2730	1250	<40	<40	<40	<40	<12	99	<176	<24	<20	<12	<24	<9	<8	6160	<100	6160
TPE2963	0.50-	150324-26	19/03/2015	24/03/2015	21/04/2015	<40	<100	<100	<100	<100	<40	<40	<40	<40	<100	<100	4610	4010	2340	<40	<40	<40	<40	<12	96	<176	<24	<20	<12	<24	<9	<8	8630	<100	8630
TPE2963	1.50-	150324-26	19/03/2015	24/03/2015	20/04/2015	<40	410	<100	2350	<100	<40	<40	<40	<40	<100	<100	<100	<100	<100	<40	<40	<40	<40	<12	94	<176	<24	<20	<12	<24	<9	<8	2760	2760	<100
TPE3007	0.50-	150324-26	19/03/2015	24/03/2015	22/04/2015	<40	<100	3380	24700	8580	<40	<40	<40	<40	1950	10900	78900	39000	15100	<40	<40	<40	<40	<12	83	<176	<24	<20	<12	<24	<9	<8	167000	36600	131000
TPE3007	1.50-	150324-26	19/03/2015	24/03/2015	21/04/2015	<40	<100	<100	<100	<100	<40	<40	<40	<40	<100	<100	<100	<100	<100	<40	<40	<40	<40	<12	98	<176	<24	<20	<12	<24	<9	<8	<100	<100	<100
TPE3052	0.50-	150324-26	19/03/2015	24/03/2015	21/04/2015	<40	<100	<100	4340	<100	<40	<40	<40	<40	<100	<100	4470	5950	3480	<40	<40	<40	<40	<12	102	<176	<24	<20	<12	<24	<9	<8	14800	4340	10400
TPE3052	1.50-	150324-26	19/03/2015	24/03/2015	20/04/2015	<40	<100	12200	11700	1490	<40	<40	<40	<40	<100	2240	33700	18000	7220	<40	<40	<40	<40	<12	98	<176	<24	<20	<12	<24	<9	<8	79300	25400	53900
TPE3286	0.50-	150324-26	19/03/2015	24/03/2015	22/04/2015	84.7	2340	11600	137000	82800	<40	<40	44.1	56.8	7030	67100	386000	197000	78900	<40	<40	41.8	<40	<12	84	298	<24	<20	<12	<24	<9	9.28	891000	234000	657000
TPE3286	1.50-	150324-26	19/03/2015	24/03/2015	21/04/2015	<40	<100	<100	24000	<100	<40	<40	<40	<40	<100	3100	23600	12900	5420	<40	<40	<40	<40	<12	75	<176	<24	<20	<12	<24	<9	<8	63600	24000	39600
TPE3286	2.50-	150324-26	19/03/2015	24/03/2015	20/04/2015	<40	<100	<100	<100	<100	<40	<40	<40	<40	<100	<100	3680	3220	1440	<40	<40	<40	<40	<12	104	<176	<24	<20	<12	<24	<9	<8	6900	<100	6900
TPE3286	3.50-	150324-26	19/03/2015	24/03/2015	20/04/2015	6710	198000	180000	<100	<100	<40	<40	719	4470	8210	32100	10900	<100	<100	<40	<40	479	<40	<12	95	12400	<24	<20	<12	<24	<9	<8	441000	378000	51200
IP3802 - 7	0.50-	150330-14	25/03/2015	30/03/2015	20/04/2015	1990	94800	219000	437000	129000	<40	120	1210	1330	2820	34800	227000	108000	45900	<40	<40	804	<40	<12	76	5460	<24	<20	<12	<24	<9	<8	1260000	880000	373000
IP3802 - 7	1.50-	150330-14	25/03/2015	30/03/2015	08/04/2015	2930	99100	112000	200000	62400	<40	202	1380	1950	13100	48200	171000	81700	34100	<40	<40	919	<40	<12	88	7400	<24	<20	<12	<24	<9	<8	795000	474000	314000
IP3804 - 6	0.50-	150330-14	25/03/2015	30/03/2015	20/04/2015	930	110000	189000	316000	86800	72	104	263	620	10700	64600	220000	93100	38000	<40	<40	176	<40	<12	90	2170	<24	<20	<12	<24	<9	<8	1090000	702000	389000
IP3804 - 8	0.50-	150330-14	25/03/2015	30/03/2015	20/04/2015	798	87600	162000	377000	120000	65.5	99.9	332	532	2760	25000	184000	93900	41200	<40	<40	222	<40	<12	80	2060	<24	<20	<12	<24	<9	<8	1050000	747000	306000
IP3805 - 5	0.50-	150330-14	25/03/2015	30/03/2015	20/04/2015	4380	106000	176000	356000	106000	114	1480	4330	2920	9710	62100	255000	106000	41600	<40	<40	2890	<40	<12	74	16300	<24	<20	<12	<24	<9	<8	1190000	745000	433000
IP3805 - 5	1.50-	150330-14	25/03/2015	30/03/2015	08/04/2015	922	45200	85300	251000	54600	<40	46.7	309	614	6750	37300	154000	78500	33800	<40	<40	205	<40	<12	75	2120	<24	<20	<12	<24	<9	<8	714000	436000	276000
IP3806 - 4	0.50-	150330-14	25/03/2015	30/03/2015	20/04/2015	563	77000	158000	290000	78900	<40	42.9	111	376	8630	56300	239000	114000	46900	<40	<40	77	<40	<12	83	1190	<24	<20	<12	<24	<9	<8	1020000	605000	418000
IP3807 - 3	0.50-	150330-14	25/03/2015	30/03/2015	20/04/2015	1710	71800	110000	208000	69700	<40	91.8	503	1140	9320	46100	169000	85700	37100	<40	<40	352	<40	13.4	76	3840	<24	<20	<12	<24	<9	<8	774000	460000	310000
IP3807 - 3	1.50-	150330-14	25/03/2015	30/03/2015	08/04/2015	1400	69600	123000	219000	62800	72.2	117	448	932	2750	24800	131000	61000	25700	<40	<40	299	<40	<12	81	3270	<24	<20	<12	<24	<9	<8	697000	474000	220000
IP3808 - 1	0.50-	150330-14	25/03/2015	30/03/2015	20/04/2015	3530	126000	153000	289000	84900	83.9	201	1460	2350	20700	73100	226000	103000	42600	<40	<40	974	<40	<12	73	8600	<24	<20	<12	<24	<9	<8	1080000	653000	423000
IP3808 - 1	1.50-	150330-14	25/03/2015	30/03/2015	08/04/2015	4200	62800	91300	160000	44700	<40	323	2080	2800	13900	51600	176000	91600	38900	<40	<40	1390	<40	<12	81	10800	<24	<20	<12	<24	<9	<8	702000	358000	333000
IP3811 - 2	0.50-	150330-14	25/03/2015	30/03/2015	20/04/2015	2500	101000	179000	249000	44400	103	316	1150	1660	14400	91100	267000	96200	39900	<40	<40	794	<40	<12	121	6530	<24	<20	26.9	26.9	26.9	<8	1050000	573000	469000
TPE2618	0.50-	150221-73	18/02/2015	21/02/2015	07/05/2015	<40	6430	40100	134000	48900	<40	<40	<40	<40	828	11300	105000	61000	26000	<40	<40	<40	<40	<12	77	<176	<24	<20	<12	<24	<9	<8	407000	229000	178000
TPE2618	1.50-	150221-73	18/02/2015	21/02/2015	12/03/2015	<40	5250	31200	119000	29700	<40	<40	<40	<40	2640	18700	116000	45000	18600	<40	<40	<40	<40	<12	84	<176	<24	<20	<12	<24	<9	<8	368000	185000	183000
TPE2618	2.50-	150221-73	18/02/2015	21/02/2015	13/03/2015	<40	3260	14000	69000	11000	<40	<40	<40	<40	<100	1730	32500	17200	7450	<40	<40	<40	<40	<12	117	<176	<24	<20	<12	<24	<9	<8	149000	97300	51500
TPE2618	3.50-	150221-73	18/02/2015	21/02/2015	13/03/2015	31600	165000	66700	67700	12100	51.8	10300	22900	21100	61300	43900	68400	20100	6970	63.3	<40	15900	63.3	170	130	102000	<24	139	511	744	511	<8	607000	312000	194000
TPE2618	4.50-	150221-73	18/02/2015	21/02/2015	13/03/2015	29100	159000	76400	137000	39900	66.1	9030	22900	19400	46300	47700	119000	47000	19100	<40	<40	15200	<40	<12	102	95800	<24	75.2	<12	<24	<9	<8	769000	412000	260000
TPE2921	0.50-	150108-60	05/01/2015	08/01/2015	15/01/2015	<40	<100	<100	<100	<100	<40	<40	<40	<40	<100	<100	<100	<100	<100	<40	<40	<40	<40	<12	96	<176	<24	<20	<12	<24	<9	<8	<100	<100	<100
TPE3372	0.50-	150119-2	14/01/2015	19/01/2015	27/01/2015	49.1	20600	15900	29600	5270	<40	<40	93.7	<40	8410	8750	25100	11600	5160	<40	<40	63.2	<40	<12	106	288	<24	<20	<12	<24	<9	<8	126000	71400	53900
TPE3372	1.50-	150119-2	14/01/2015	19/01/2015	27/01/2015	128	5560	<100	2570	<100	<40	<40	40.7	85.9	975	859	2550	534	<100	<40	<40	<40	<40	<12	115	305	<24	<20	<12	<24	<9	<8	13400	8130	4920
TPE3372	2.50-	150119-2	14/01/2015	19/01/2015	27/01/2015	1060	14700	5730	6170	2070	<40	<40	164	708	1380	1180	2260	892	<100	<40	<40	118	<40	<12	101	2100	<24	<20	<12	<24	<9	<8	36500	28700	5710
IP3810_9	0.50-	150330-16	27/03/2015	30/03/2015	28/04/2015	83.6	7570	23300	46700	12300	<40	<40	52.8	56.1	<100	2770	28800	12500	4950	<40	<40	<40	<40	<12	80	265	<24	<20	<12	<24	<9	<8	134000	89900	44100
IP3810_9	1.50-	150330-16	27/03/2015	30/03/2015	28/04/2015	1610	56700	83600	139000	38400	<40	80.5	490	1070	1240	13700	80100	33600	13200	<40	<40	340	<40	<12	61	3620	<24	<20	<12	<24	<9	<8	450000	318000	129000
TPE3747	0.50-	150320-129	18/03/2015	20/03/2015	15/04/2015	<40	<100	<100	<100	<100	<40	<40	<40	<40	<100	<100	<100	<100	<100	<40	<40	<40	<40	<12	87	<176	<24	<20	<12	<24	<9	<8	<100	<100	<100
TPE3747	1.50-	150320-129	18/03/2015	20/03/2015	15/04/2015	<10	<100	2790	12000	1320	<10	<10	<10	<10	<100	<100	<100	<100	<100	<10	<10	<10	<10	<3	92	<44	<6	<5	<3	<24	<9	<2	16100	16100	<100
TPE2314	0.50-	150122-84	20/01/2015	22/01/2015	10/03/2015	<40	<100	<100	4680	425	<40	<40	<40	<40	<100	<100	4680	<100	<100	<40	<40	<40	<40	<12	86	<176	<24	<20	<12	<24	<9	<8	9790	5100	4680
TPE2316	0.50-	150122-84	20/01/2015	22/01/2015	02/02/2015	373000	1050000	795000	416000	48000	4860	110000	209000	248000	200000	421000	175000	31700	13600	764	4050	150000	764	<60	131	1100000	10400	<100	<60	15200	10400	4050	4240000	2310000	827000
TPE2370	0.50-	150122-84	20/01/2015	22/01/2015	02/02/2015	211000	1720000	1710000	528000	37400	19200	180000	180000	141000	289000	470000	194000	25500	10700	1080	<200	120000	1080	<60	88	853000	<120	<100	<60	1080	<9	<40	5820000	3990000	978000
TPE2370	1.50-	150122-84	20/01/2015	22/01/2015	30/01/2015	190000	1140000	976000	258000	25500	9240	125000	125000	126000	38000	157000	70400	8380	3060	867	<200	83300	867	<60	104	659000	<120	<100	<60	867	<9	<40	3340000	2400000	274000
TPE2609	0.50-	150128-92	27/01/2015	28/01/2015	12/03/2015	<40	5560	23400	98500	40100	<40	<40	<40	<40	1290	9430	91400	53600	18300	<40	<40	<40	<40	<12	88	<176	<24	<20	<12	<24	<9	<8	323000	168000	156000
TPE2609	1.00-	150128-92	27/01/2015	28/01/2015	12/03/2015	<40	<100	2620	11100	1680	<40	<40	<40	<40	<100	643	11200	3360	898	<40	<40	<40	<40	<12	88	<176	<24	<20	<12	<24	<9	<8	30600	15400	15200
TPE2609	2.00-	150128-92	27/01/2015	28/01/2015	05/02/2015	<40	<100	<100	1770	<100	<40	<40	<40	<40	<100	<100	6200	1980	<100	<40	<40	<40	<40	<12	99	<176	<24	<20	<12	<24	<9	<8	9950	1770	8180
TPE2865	0.50-	150319-95	13/03/2015	19/03/2015	09/04/2015	197	113000	277000	638000	283000	<40	55.5	93.2	131	2950	52200	354000	177000	69200	<40	<40	62.5	<40	<12	136	569	<24	<20	<12	<24	<9	<8	1900000	1310000	586000
TPE2865	1.50-	150319-95	13/03/2015	19/03/2015	08/04/2015	104000	608000	455000	1070000	9690	<40	412	21300	69600	890000	194000	427000	3460	2480	<40	<40	14200	<40	<12	83	210000	<24	<20	<12	<24	<9	<8	3870000	2140000	1520000
TPE2865	2.50-	150319-95	13/03/2015	19/03/2015	08/04/2015	31800	254000	393000	2430000	25500	66	836	10700	21200	349000	174000	951000	25100	8560	<40	<40	7140	<40	<12	95	71700	<24	<20	<12	<24	<9	<8	4670000	3100000	1500000
TPE2905	0.50-	150221-72	19/02/2015	21/02/2015	05/05/2015	338	14300	42400	138000	51900	49.1	208	292	226	4790	20500	105000	53900	22900	<40	<40	260	<40	16.4	72	1380	34.9	<20	14.2	75.3	49.1	9.82	432000	246000	184000
TPE2905	1.50-	150221-72	19/02/2015	21/02/2015	13/03/2015	<40	46700	188000	500000	170000	<40	<40	<40	<40	3830	48600	529000	216000	77400	<40	<40	<40	<40	<12	87	<176	<24	<20	<12	<24	<9	<8	1700000	904000	798000
TPE2905	2.50-	150221-72	19/02/2015	21/02/2015	13/03/2015	<40	13900	90800	259000	121000	51.5	161	83.1	<40	<100	12400	144000	102000	40600	<40	<40	66.7	<40	<12	110	454	<24	<20	<12	<24	<9	<8	744000	484000	259000
TPE2905	3.50-	150221-72	19/02/2015	21/02/2015	13/03/2015	57	21600	110000	289000	92900	43.3	197	119	<40	3270	36400	253000	133000	51200	<40	<40	90.1	<40	<12	82	553	<24	<20	<12	<24	<9	<8	939000	513000	426000
TPE2905	4.10-	150221-72	19/02/2015	21/02/2015	11/03/2015	24100	47900	13700	101000	62700	1820	53500	125000	16100	21300	11000	51500	30300	10300	308	<40	83600	308	<12	95	305000	<24	<20	<12	308	<9	<8	644000	225000	114000
TPE2924	0.50-	150217-34	13/02/2015	17/02/2015	04/03/2015	<40	<100	<100	<100	<100	<40	<40	<40	<40	<100	<100	<100	<100	<100	<40	<40	<40	<40	<12	89	<176	<24	<20	<12	<24	<9	<8	<100	<100	<100
TPE2924	1.50-	150217-34	13/02/2015	17/02/2015	28/02/2015	<40	<100	<100	<100	<100	<40	<40	<40	<40	<100	1160	5300	2320	1010	<40	<40	<40	<40	<12	105	<176	<24	<20	<12	<24	<9	<8	8780	<100	8780
TPE3112	0.50-	150223-9	20/02/2015	23/02/2015	17/03/2015	2730	7830	3690	<100	<100	50.4	521	586	1820	5270	3500	5490	<100	<100	<40	<40	425	<40	<12	90	6140	33.6	<20	<12	33.6	33.6	<8	31900	11500	14300
TPE3112	1.50-	150223-9	20/02/2015	23/02/2015	17/03/2015	15100	66800	29700	31600	4070	155	1780	5110	10100	13600	9500	13300	4520	1880	<40	<40	3410	<40	<12	80	35700	<24	<20	<12	<24	<9	<8	209000	132000	40900
TPE3112	2.50-	150223-9	20/02/2015	23/02/2015	17/03/2015	17700	36200	30800	42000	9030	270	2930	8550	11800	10000	10500	25400	10800	4600	51.2	<40	5840	51.2	145	75	47200	<24	<20	<12	196	<9	<8	222000	118000	56700
TPE3264	0.50-	150401-81	30/03/2015	01/04/2015	02/05/2015	-	<100	<100	<100	<100	-	-	-	-	<100	<100	6780	<100	<100	-	-	-	-	-	-	-	-	-	-	-	-	-	6780	<100	6780

Monitor Phase 69

Excavation
No furter action

Commercial >1m

Trial Pit	Sample Depth	SDG ID.	Date Sampled	Received On	Date Complete	Acenaphthene	Acenaphthene-d10 % recovery**	Acenaphthylene	Anthracene	Benz(a)anthracene	Benzo(a)pyrene	Benzo(b)fluoranthene	Benzo(g,h,i)perylene	Benzo(k)fluoranthene	Chrysene	Chrysene-d12 % recovery**	Dibenzo(a,h)anthracene	Fluoranthene	Fluorene	Indeno(1,2,3-cd)pyrene	Naphthalene	Naphthalene-d8 % recovery**	PAH, Total Detected USEPA 16	Perylene-d12 % recovery**	Phenanthrene	Phenanthrene-d10 % recovery**	Pyrene
						µg/kg	%	µg/kg	µg/kg	µg/kg	µg/kg	µg/kg	µg/kg	µg/kg	µg/kg	%	µg/kg	µg/kg	µg/kg	µg/kg	µg/kg	%	µg/kg	%	µg/kg	%	µg/kg
TPE2260	0.50-	150122-84	20/01/2015	22/01/2015	02/02/2015	<8	111	<12	<16	<14	23.9	28.5	<24	17.7	<10	112	<23	44.7	<10	<18	<9	113	189	99.3	25.8	111	48.8
TPE2260	1.50-	150122-84	20/01/2015	22/01/2015	02/02/2015	<8	109	<12	<16	18.2	17.3	42.4	<24	<14	24.8	108	<23	24.1	<10	<18	<9	102	205	106	58.1	108	20.2
TPE2294	0.50-	150122-84	20/01/2015	22/01/2015	02/02/2015	47.3	99.9	<12	61.4	412	402	601	260	244	468	94.6	74	813	28.6	213	21.2	98.9	4700	96.1	443	98.4	611
TPE2294	1.50-	150122-84	20/01/2015	22/01/2015	30/01/2015	<8	105	<12	112	<14	<15	<15	<24	<14	<10	96.8	<23	35.3	<10	<18	<9	103	433	107	128	105	158
TPE2295	0.50-	150122-84	20/01/2015	22/01/2015	02/02/2015	<8	106	<12	155	<14	153	296	123	49.7	<10	116	39.5	<17	58.1	30.3	<9	106	2070	114	<15	107	1170
TPE2295	1.50-	150122-84	20/01/2015	22/01/2015	02/02/2015	<8	103	<12	498	184	224	308	247	125	373	83.6	72.5	374	384	132	59.9	98.5	4980	91.2	1290	89.8	710
TPE2309	0.50-	150122-84	20/01/2015	22/01/2015	02/02/2015	<8	97.5	<12	<16	<14	<15	<15	<24	<14	<10	90	<23	<17	<10	<18	<9	98.2	<118	87.7	<15	95	<15
TPE2309	1.50-	150122-84	20/01/2015	22/01/2015	30/01/2015	<8	105	<12	64.8	24.5	<15	24.8	<24	<14	27.8	102	<23	19.4	<10	<18	<9	101	229	100	43.7	104	24.4
TPE2310	0.50-	150122-84	20/01/2015	22/01/2015	02/02/2015	<8	105	<12	812	<14	73.8	152	121	33.3	309	77.1	<23	283	592	<18	<9	102	4920	93.5	1550	94.5	991
TPE2310	1.50-	150122-84	20/01/2015	23/01/2015	30/01/2015	<8	106	<12	638	<14	<15	60.6	30.8	<14	<10	103	<23	248	458	<18	301	104	4460	114	1910	106	813
TPE2311	0.50-	150122-84	20/01/2015	23/01/2015	02/02/2015	<8	98.6	<12	<16	<14	<15	<15	<24	<14	18.6	93.1	<23	<17	<10	<18	<9	99.6	<118	92	36.3	96.9	<15
TPE2311	1.50-	150122-84	20/01/2015	22/01/2015	30/01/2015	24.7	105	<12	19.1	<14	<15	19.9	<24	<14	22.7	107	<23	<17	51.8	<18	140	104	411	107	114	105	19
TPE2312	0.50-	150122-84	20/01/2015	22/01/2015	02/02/2015	<8	103	<12	<16	<14	<15	<15	<24	<14	<10	103	<23	<17	<10	<18	<9	103	<118	96.3	44	102	<15
TPE2341	0.50-	150122-84	20/01/2015	23/01/2015	02/02/2015	50.3	105	21.4	18	65.3	62.8	128	48.1	37.7	75.2	104	<23	81.8	110	40.4	802	96.4	1730	107	114	106	72.8
TPE2341	1.50-	150122-84	20/01/2015	23/01/2015	30/01/2015	<8	105	<12	53.9	27.2	<15	26.4	<24	<14	30.9	96.4	<23	21.3	206	<18	499	103	1190	104	290	105	36.9
TPE2342	0.50-	150122-84	20/01/2015	22/01/2015	02/02/2015	<8	102	<12	<16	<14	<15	<15	<24	<14	<10	101	<23	<17	<10	<18	<9	101	<118	94.1	48.9	101	<15
TPE2342	1.50-	150122-84	20/01/2015	22/01/2015	02/02/2015	49.1	109	<12	22.2	24.4	<15	27.6	<24	<14	31	105	<23	29.1	69.4	<18	95.4	102	452	99.8	74.4	107	29.7
TPE2343	0.50-	150122-84	20/01/2015	22/01/2015	02/02/2015	<8	103	<12	<16	<14	<15	<15	<24	<14	<10	101	<23	<17	<10	<18	<9	103	<118	94.1	30.8	99.9	<15
TPE2343	1.50-	150122-84	20/01/2015	22/01/2015	02/02/2015	20.6	111	<12	19.2	19.9	<15	30.1	<24	<14	25.4	107	<23	21.2	58.9	<18	317	102	682	104	143	110	26.6
TPE2344	0.50-	150122-84	20/01/2015	22/01/2015	02/02/2015	24.5	104	<12	46	66	35.9	50.6	<24	23.3	89.1	111	<23	79.7	105	<18	88	103	1020	108	282	102	127
TPE2366	0.50-	150122-84	20/01/2015	22/01/2015	02/02/2015	<8	106	<12	<16	<14	<15	<15	<24	<14	<10	106	<23	<17	<10	<18	<9	106	<118	101	26.2	104	<15
TPE2366	1.50-	150122-84	20/01/2015	22/01/2015	30/01/2015	<8	105	<12	<16	23.9	<15	21.7	<24	<14	20.7	95.1	<23	<17	30.1	<18	336	104	533	104	101	103	<15
TPE2367	0.50-	150122-84	20/01/2015	22/01/2015	02/02/2015	828	109	<12	1130	250	140	168	71.5	43.3	376	108	26.7	308	2790	43.5	1570	103	13800	122	5130	109	932
TPE2367	1.50-	150122-84	20/01/2015	23/01/2015	30/01/2015	1050	99.5	466	1160	407	238	248	116	<14	694	75.1	46.9	349	4170	28.3	1200	108	19200	91.3	7760	91.4	1270
TPE2368	0.50-	150122-84	20/01/2015	22/01/2015	02/02/2015	<8	110	76.7	137	83.5	60.3	153	78.8	44.3	96.7	104	<23	138	251	61.5	195	105	1910	110	345	109	185
TPE2368	1.50-	150122-84	20/01/2015	22/01/2015	29/01/2015	309	101	<12	366	<14	<15	69.7	<24	<14	85.1	103	<23	<17	1120	<18	801	101	4910	100	2010	101	152
TPE2369	0.50-	150122-84	20/01/2015	22/01/2015	02/02/2015	<8	106	<12	18.6	92.1	94.1	198	100	63.8	111	96.8	33.1	121	32.2	78.9	80.9	103	1290	102	153	105	108
TPE2369	1.50-	150122-84	20/01/2015	22/01/2015	30/01/2015	240	99.9	<12	367	<14	<15	34.1	<24	<14	40.6	101	<23	57.4	852	<18	327	99.9	3520	97.4	1480	98.3	126
TPE2402	0.50-	150127-17	21/01/2015	27/01/2015	04/02/2015	511	104	<12	933	<14	<15	32.1	<24	<14	63	108	<23	128	2000	<18	745	100	7700	105	2790	104	497
TPE2402	1.50-	150127-17	21/01/2015	27/01/2015	04/02/2015	<8	96.1	<12	174	<14	<15	31.5	<24	<14	40.9	88.8	<23	<17	358	<18	254	96.8	1680	93.9	762	94.2	63.4
TPE2403	0.50-	150127-17	21/01/2015	27/01/2015	04/02/2015	<8	102	<12	541	47.3	25.4	48.5	<24	<14	68.4	85.6	<23	139	1590	<18	584	103	6600	96.3	3290	90.4	258
TPE2403	1.50-	150127-17	21/01/2015	27/01/2015	03/02/2015	<8	95.8	<12	569	<14	<15	42.9	<24	<14	68.9	85.1	<23	<17	1790	<18	567	96.5	6000	90.8	2760	89.2	203
TPE2493	0.50-	150221-57	17/02/2015	21/02/2015	30/04/2015	<8	97.7	<12	22.4	59.1	52	143	45.7	31.6	96.2	90.9	<23	113	26.6	32.6	48	98.3	954	92.5	192	99.1	91.6
TPE2493	1.50-	150221-57	17/02/2015	21/02/2015	10/03/2015	271	122	<12	631	95.8	83.7	134	90.8	49.9	263	117	40.1	162	660	55.7	318	122	4370	116	1060	122	456
TPE2493	2.50-	150221-57	17/02/2015	21/02/2015	12/03/2015	18.6	97.9	<12	20.1	45.1	43.2	67.8	34.4	30.9	79.9	90.4	<23	138	20.2	26	26.3	101	822	88.1	154	96.7	118
TPE2493	3.50-	150221-57	17/02/2015	21/02/2015	10/03/2015	34.1	95.8	<12	67.1	197	252	316	160	117	300	86.6	54.2	361	66.8	130	70.8	101	2940	83.2	401	93.4	414
TPE2493	4.50-	150221-57	17/02/2015	21/02/2015	10/03/2015	<8	112	<12	979	762	474	1070	239	996	<10	107	<23	1410	<10	203	264	116	8350	107	958	111	998
TPE2494	0.50-	150221-57	17/02/2015	21/02/2015	01/05/2015	<8	98	<12	<16	35.4	29.5	86.1	26.8	18.3	69.2	87.5	<23	60.1	<10	20.5	34.4	100	594	85.7	165	97.6	49
TPE2494	1.50-	150221-57	17/02/2015	21/02/2015	10/03/2015	<8	99.9	<12	25.1	37.8	30.8	102	39	25.2	126	94.4	<23	71.6	34.6	28.2	49.4	100	858	95.8	214	98.4	75.8
TPE2494	2.50-	150221-57	17/02/2015	21/02/2015	10/03/2015	<8	99.9	<12	28.5	34	28	91.1	33.5	<14	150	95.7	<23	59.5	40.7	22	60.4	100	857	94.7	229	99.1	79.9
TPE2494	3.50-	150221-57	17/02/2015	21/02/2015	10/03/2015	<8	101	<12	<16	35.3	23	82.6	28.4	20.9	103	95.9	<23	57.9	21.7	<18	47.3	101	696	94	218	99.8	57.9
TPE2521	0.50-	150128-92	27/01/2015	28/01/2015	05/02/2015	<8	99.4	<12	<16	<14	<15	38	<24	<14	29.8	94.5	<23	<17	<10	<18	16.9	97.5	133	92.1	47.8	98.2	<15
TPE2521	1.50-	150128-92	27/01/2015	28/01/2015	05/02/2015	<8	101	<12	<16	36.4	18.5	43.9	<24	<14	36.4	97.8	<23	31.5	<10	<18	<9	99.8	258	104	60.4	101	30.7
TPE2521	2.50-	150128-92	27/01/2015	28/01/2015	05/02/2015	<8	101	<12	27.6	79.5	67	157	59.8	43.5	134	99.6	<23	184	37.6	46.5	38.6	99.7	1230	105	180	102	174
TPE2521	3.50-	150128-92	27/01/2015	28/01/2015	04/02/2015	<8	101	<12	19.7	82.2	60.9	135	52.9	34.7	115	97.4	<23	131	15	41.4	18.1	101	946	99.9	127	102	113
TPE2522	0.50-	150129-105	28/01/2015	29/01/2015	09/02/2015	<8	97.4	<12	<16	81.4	119	198	135	62.1	110	98.5	33	81.5	<10	92.5	16.5	95.7	1100	105	91.3	95.6	82.8
TPE2522	1.50-	150129-105	28/01/2015	29/01/2015	07/02/2015	<8	96.7	<12	<16	41.5	42.6	81.3	30.9	27.5	69.8	101	<23	52.2	<10	25.4	39.7	97.9	547	101	77.2	96.1	58.4
TPE2523	0.50-	150129-105	28/01/2015	29/01/2015	09/02/2015	26.3	96.3	<12	43.3	123	137	223	106	64.5	177	97.8	36.9	162	43.1	83.1	55.9	95.2	1650	105	204	93.9	165
TPE2523	1.50-	150129-105	28/01/2015	29/01/2015	07/02/2015	9.06	99.5	<12	21.8	120	126	204	109	74.5	125	103	34.5	141	12	89	26.5	96.6	1340	108	129	98.7	115
TPE2524	0.50-	150129-105	28/01/2015	29/01/2015	09/02/2015	<8	96.4	<12	<16	19.7	<15	51.6	<24	<14	59.4	97.1	<23	34.2	<10	<18	17.3	96.6	346	98	128	94.2	36.4
TPE2524	1.50-	150129-105	28/01/2015	29/01/2015	09/02/2015	<8	101	<12	66.9	108	109	228	85.8	63.4	204	106	93.2	171	90.2	109	78.4	100	2040	106	381	99.4	254
TPE2524	2.50-	150129-105	28/01/2015	29/01/2015	08/02/2015	48.7	102	<12	103	93.9	85.3	127	70.4	39.2	98.7	108	29.2	132	128	56.2	80.4	105	1700	109	333	99.8	279
TPE2525	0.50-	150129-105	28/01/2015	29/01/2015	09/02/2015	<8	95	<12	<16	30	25.7	131	41.6	16.8	192	95.6	<23	72.6	<10	27.2	85.5	95.5	1170	95	494	92.9	53.8
TPE2525	1.50-	150129-105	28/01/2015	29/01/2015	09/02/2015	<8	102	<12	<16	22	18.2	62.6	<24	<14	68.3	104	<23	35.7	<10	<18	13.3	106	336	100	86	100	30
TPE2526	0.50-	150128-92	27/01/2015	28/01/2015	12/03/2015	<8	102	<12	<16	<14	69.4	218	75.4	39.2	227	101	34.5	88.1	<10	58.5	72.3	101	1410	108	461	102	65.3
TPE2526	1.60-	150128-92	27/01/2015	28/01/2015	05/02/2015	<8	98.3	<12	<16	65.1	51.5	96.7	27.5	38.7	80.7	96.1	<23	186	23.1	24.4	20.4	96.3	932	100	184	98.7	134
TPE2527	0.50-	150129-105	28/01/2015	29/01/2015	09/02/2015	<8	103	<12	<16	<14	31.6	126	41.4	20.3	160	103	<23	63.7	15.3	28.2	60.2	102	968	103	357	104	63.9
TPE2527	0.50-	150221-57	17/02/2015	21/02/2015	01/05/2015	19.6	102	14.5	60.7	454	462	696	411	267	511	103	140	560	20.3	337	50.6	104	4740	98.2	293	99.6	443
TPE2527	1.50-	150221-57	17/02/2015	21/02/2015	11/03/2015	30.7	106	<12	58.4	352	429	635	323	200	329	102	92.9	425	26.7	263	31.5	110	3800	104	246	105	355
TPE2527	1.80-	150129-105	28/01/2015	29/01/2015	09/02/2015	211	97.6	<12	71.7	173	117	263	77.9	86.3	192	100	34	351	136	67.8	47.6	98.2	2460	101	385	97.1	250
TPE2527	2.50-	150129-105	28/01/2015	29/01/2015	09/02/2015	<8	97.8	<12	51.7	<14	23.5	98.4	<24	<14	117	104	<23	77.4	66.4	<18	44	98.3	744	107	148	96.7	118
TPE2527	2.50-	150221-57	17/02/2015	21/02/2015	11/03/2015	<8	100	<12	<16	<14	17.5	27.5	<24	<14	19.9	85.1	<23	34.4	<10	<18	<9	106	149	79	17.9	97.2	31.5
TPE2527	3.50-	150221-57	17/02/2015	21/02/2015	11/03/2015	<8	107	<12	<16	<14	<15	<15	<24	<14	<10	101	<23	<17	<10	<18	<9	106	<118	97.9	19	106	<15
TPE2527	4.50-	150221-57	17/02/2015	21/02/2015	10/03/2015	17.8	108	<12	37.7	122	204	218	157	80.9	198	101	42.3	243	16.1	115	22.7	107	1880	105	184	109	225
TPE2528	0.50-	150128-92	27/01/2015	28/01/2015	05/02/2015	<8	98	<12	<16	<14	<15	113	<24	<14	155	95.7	<23	34.6	<10	<18	88.8	97.2	873	100	461	97.8	20.7
TPE2538	0.50-	150123-119	22/01/2015	23/01/2015	02/02/2015	<8	102	<12	<16	<14	<15	<15	<24	<14	<10	102	<23	<17	<10	<18	<9	102	<118	104	<15	102	<15
TPE2538	1.50-	150123-119	22/01/2015	23/01/2015	02/02/2015	33.7	103	<12	83.7	<14	<15	24.6	<24	<14	29.8	108	<23	<17	238	<18	115	101	902	106	348	103	29.4
TPE2570	1.00-	150128-92	27/01/2015	28/01/2015	05/02/2015	<8	99	<12	<16	60.7	76.6	120	78.3	37.3	73.8	99.5	<23	69.4	<10	53	13.4	99	715	106	61.2	99.4	70.6
TPE2570	2.00-	150128-92	27/01/2015	28/01/2015	05/02/2015	12.1	98.5	<12	34	47.4	46.8	83	45.6	29.1	77.4	103	<23	83.8	37.6	30.5	30	94.6	777	104	114	98.5	106
TPE2570	2.50-	150128-92	27/01/2015	28/01/2015	05/02/2015	<8	98.1	<12	<16	25.3	<15	41.1	<24	<14	40.9	92.8	<23	20.3	<10	<18	20.1	96.6	249	94.3	79.5	98.2	21.4
TPE2571	0.50-	150129-105	28/01/2015	29/01/2015	16/03/2015	10.6	112	<12	24.3	125	125	211	116	69.4	148	109	32	186	<10	80.4	29.1	117	1490	106	185	111	147
TPE2571	1.50-	150129-105	28/01/2015	29/01/2015	09/02/2015	<8	97.3	<12	<16	44.2	57.6	96.7	66.5	34.9	76.9	99.2	<23	54.6	<10	45	21.9	98.2	649	101	92.1	97.1	58.7
TPE2571	2.50-	150129-105	28/01/2015	29/01/2015	07/02/2015	9.79	101	<12	<16	102	114	152	89.6	56.1	146	98.9	30	168	14.9	69.1	32.7	101	1250	98.5	126	99.7	137
TPE2571	3.50-	150129-105	28/01/2015	29/01/2015	07/02/2015	<8	100	<12	<16	22.5	22.9	44.3	43.2	<14	45.3	99.8	<23	34.2	<10	<18	14.9	100	358	101	92.6	98.2	37.8
TPE2572	0.50-	150129-105	28/01/2015	29/01/2015	16/03/2015	46.4	102	<12	167	833	726	1140	519	408	725	103	199	739	171	451	107	99.6	7270	109	473	98.8	567
TPE2573	0.50-	150129-105	28/01/2015	29/01/2015	17/03/2015	16.5	103	<12	47	232	284	491	271	149	269	104	74.1	303	19	214	59.6	103	2920	106	229	103	261
TPE2573	1.50-	150129-105	28/01/2015	29/01/2015	09/02/2015	<8	98.4	<12	62.9	111	98	204	99.8	66.7	181	97.6	27.9	144	22.4	67.3	60.5	98.9	1510	94.7	234	98.1	134
TPE2574	0.50-	150128-92	27/01/2015	28/01/2015	12/03/2015	12.6	100	35.1	109	141	163	303	150	95.8	174	99.3	40.1	268	18	116	57.9	99.7	2180	105	242	101	252
TPE2574	1.20-	150128-92	27/01/2015	28/01/2015	05/02/2015	<8	106	<12	<16	<14	<15	<15	<24	<14	<10	113	<23	<17	<10	<18	<9	107	<118	104	<15	102	<15
TPE2574	2.10-	150128-92	27/01/2015	28/01/2015	05/02/2015	<8	96.7	<12	63.6	<14	<15	46	<24	<14	71.5	94.3	<23	41.5	28.3	<18	37.7	96.1	494	94	162	97.9	43.1
TPE2574	2.40-	150128-92	27/01/2015	28/01/2015	05/02/2015	<8	100	<12	37.5	33.1	23.9	73.2	<24	17.8	66.9	100	<23	57.2	23.4	<18	23.8	98.2	580	105	165	101	57.9
TPE2575	0.50-	150128-92	27/01/2015	28/01/2015	12/03/2015	17.1	101	<12	40.7	209	265	443	233	141	261	100	64.4	319	17.6	181	35.3	100	2740	107	242	101	271
TPE2575	1.50-	150128-92	27/01/2015	28/01/2015	05/02/2015	65.9	106	16	72	420	610	878	527	331	477	107	130	614	52.3	382	35.3	104	5490	113	383	107	501
TPE2575	2.50-	150128-92	27/01/2015	28/01/2015	05/02/2015	16.3	99.1	<12	46.5	117	138	272	129	89.6	170	95.5	35.3	206	16.1	98.2	45.1	98.2	1790	97.7	229	99.7	177
TPE2575	3.30-	150128-92	27/01/2015	28/01/2015	05/02/2015	<8	101	<12	<16	22.3	<15	27.9	<24	<14	41.2	94.3	<23	20.7	<10	<18	<9	100	176	95.9	64	101	<15
TPE2575	4.00-	150128-92	27/01/2015	28/01/2015	05/02/2015	<8	93.7	<12	<16	62.7	59.7	110	54.3	36.4	85.9	94	<23	85.8	<10	38.7	16.2	91.3	750	92.9	128	92.9	71.9
TPE2576	0.50-	150128-92	27/01/2015	28/01/2015	12/03/2015	21.1	100	<12	31.3	189	255	434	211	119	269	101	74.7	256	23.1	159	63.6	99.8	2690	110	371	100	215
TPE2576	1.70-	150128-92	27/01/2015	28/01/2015	05/02/2015	53.3	105	<12	101	405	439	666	312	242	465	104	86.6	810	92.6	247	70.2	103	5300	107	642	105	668
TPE2577	0.50-	150221-57	17/02/2015	21/02/2015	05/05/2015	72.8	95.4	18.3	101	536	757	1240	705	431	623	88.1	181	834	61.9	519	78	96.3	7410	87.8	545	96.4	710
TPE2577	1.50-	150221-57	17/02/2015	21/02/2015	10/03/2015	15.2	110	<12	25.4	138	186	311	177	116	220	104	54.8	172	14.8	140	50.4	110	2000	103	226	106	156
TPE2577	2.50-	150221-57	17/02/2015	21/02/2015	10/03/2015	<8	103	<12	<16	33.5	39.4	86.6	43.3	27.3	102	94.6	<23	78.3	<10	27.5	20.5	105	693	91	166	101	67.2
TPE2577	3.50-	150221-57	17/02/2015	21/02/2015	10/03/2015	304	103	19.9	404	1090	939	1230	581	528	1060	98.2	202	2390	295	489	371	104	13500	96.2	2010	103	1630
TPE2578	0.50-	150221-73	18/02/2015	21/02/2015	11/05/2015	135	105	85.3	278	2630	2610	4030	1770	1320	2100	103	604	3830	134	1450	63.3	105	25900	118	1960	106	2880
TPE2578	1.50-	150221-73	18/02/2015	21/02/2015	12/03/2015	130	97.9	<12	61.6	275	337	582	244	183	396	104	82.8	567	116	215	96.6	94.8	4370	122	591	99.3	493
TPE2578	2.50-	150221-73	18/02/2015	21/02/2015	12/03/2015	12.3	97.3	15.7	44.8	116	106	212	97.9	51.4	144	98.6	33.5	166	29.6	79.9	76	96.1	1540	116	193	97.2	164
TPE2578	3.50-	150221-73	18/02/2015	21/02/2015	13/03/2015	22.8	86.5	<12	48.4	199	208	317	198	103	341	106	60.9	303	45.1	157	45.4	91.9	2610	119	270	112	286
TPE2578	4.50-	150221-73	18/02/2015	21/02/2015	13/03/2015	114	91.9	56.3	201	233	194	357	136	90.5	263	87.3	44.1	704	217	110	266	95.7	4260	100	705	92.5	565
TPE2579	0.50-	150221-73	18/02/2015	21/02/2015	11/05/2015	49.1	92.4	21.8	68.5	346	392	583	320	207	332	93.3	96.1	474	41.6	264	35.6	93.1	3930	105	310	93.3	386
TPE2579	1.50-	150221-73	18/02/2015	21/02/2015	12/03/2015	151	91.8	31.7	147	869	1390	1870	1220	602	885	92.1	342	1020	107	999	155	92.3	11300	108	646	92.8	872
TPE2579	2.50-	150221-73	18/02/2015	21/02/2015	12/03/2015	<8	103	<12	<16	96.4	90.9	167	87.2	55.2	157	103	<23	135	13.8	63.9	29.9	102	1160	99.5	126	102	132
TPE2579	3.50-	150221-73	18/02/2015	21/02/2015	12/03/2015	<8	92.7	<12	<16	44.7	51.5	123	50.1	29.7	115	91.9	<23	70.3	<10	37.1	<9	93.9	675	99.9	93.1	93.5	60.4
TPE2579	4.50-	150221-73	18/02/2015	21/02/2015	12/03/2015	9.88	90.1	<12	35.2	163	181	286	160	83.4	183	90.8	47.1	245	<10	115	37.2	91	1920	101	149	91.3	229
TPE2580	0.50-	150221-73	18/02/2015	21/02/2015	01/05/2015	43	91.6	<12	56.9	293	321	485	243	165	276	92.1	78.8	411	38	203	44.3	92.4	3270	103	289	93.1	328
TPE2580	1.50-	150221-73	18/02/2015	21/02/2015	13/03/2015	15.3	94.8	<12	23.5	100	111	187	100	48.2	145	96.2	28.6	145	15.8	72	18.4	91.8	1290	114	157	96.5	122
TPE2580	2.50-	150221-73	18/02/2015	21/02/2015	13/03/2015	<8	105	<12	<16	61.9	58.8	111	52.5	32	72.9	106	<23	64	<10	39.3	<9	107	638	117	87.9	104	57.1

Monitor Phase 69

Excavation
No furter action

Commercial >1m

Trial Pit	Sample Depth	SDG ID.	Date Sampled	Received On	Date Complete	Acenaphthene	Acenaphthene-d10 % recovery**	Acenaphthylene	Anthracene	Benz(a)anthracene	Benzo(a)pyrene	Benzo(b)fluoranthene	Benzo(g,h,i)perylene	Benzo(k)fluoranthene	Chrysene	Chrysene-d12 % recovery**	Dibenzo(a,h)anthracene	Fluoranthene	Fluorene	Indeno(1,2,3-cd)pyrene	Naphthalene	Naphthalene-d8 % recovery**	PAH, Total Detected USEPA 16	Perylene-d12 % recovery**	Phenanthrene	Phenanthrene-d10 % recovery**	Pyrene
						μg/kg	%	μg/kg	μg/kg	μg/kg	μg/kg	μg/kg	μg/kg	μg/kg	μg/kg	%	μg/kg	μg/kg	μg/kg	μg/kg	μg/kg	%	μg/kg	%	μg/kg	%	μg/kg
TPE2580	3.50-	150221-73	18/02/2015	21/02/2015	12/03/2015	<8	100	<12	<16	22.1	<15	31.2	<24	<14	39.5	97.8	<23	26.6	<10	<18	<9	98.8	220	93.3	79.4	99.3	20.8
TPE2580	4.50-	150221-73	18/02/2015	21/02/2015	13/03/2015	<8	93.2	<12	<16	<14	19.8	47.4	<24	<14	35.4	92	<23	41.7	<10	<18	<9	93.5	253	102	73.7	93.6	34.8
TPE2610	0.50-	150129-105	28/01/2015	29/01/2015	16/03/2015	62.8	97	18.7	113	319	407	611	365	172	341	99.1	106	414	94.2	262	115	96.5	4270	106	399	94.6	472
TPE2610	1.50-	150129-105	28/01/2015	29/01/2015	07/02/2015	111	101	76.3	205	285	217	352	132	138	338	93.4	154	748	152	185	103	101	4470	86.6	511	99	759
TPE2611	0.50-	150129-105	28/01/2015	29/01/2015	16/03/2015	<8	98.8	<12	<16	53.8	56.2	92	162	31.6	112	99.8	<23	79.6	<10	40	48.6	98.6	942	102	200	96	65.8
TPE2612	0.50-	150128-92	27/01/2015	28/01/2015	12/03/2015	99.8	100	22.7	591	235	168	327	115	83.9	292	102	44.2	508	201	96.2	319	97.2	4160	106	561	100	494
TPE2613	0.50-	150221-57	17/02/2015	21/02/2015	05/05/2015	<8	93.3	<12	<16	<14	<15	54.9	<24	16.4	25	81.4	<23	34.9	<10	<18	22.8	94.3	238	76.5	45.1	93.6	38.3
TPE2625	0.50-	150127-17	21/01/2015	27/01/2015	04/02/2015	<8	101	<12	<16	<14	<15	17.3	<24	<14	17.5	91.3	<23	<17	<10	<18	14.3	101	<118	94.6	38.9	98.9	<15
TPE2625	1.50-	150127-17	21/01/2015	27/01/2015	04/02/2015	81.9	104	31.6	203	<14	<15	36.1	<24	<14	43.1	111	<23	32.9	295	<18	<9	101	1030	95.5	231	103	78.3
TPE2626	0.50-	150127-17	21/01/2015	27/01/2015	04/02/2015	<8	103	<12	125	<14	<15	33.8	32.9	<14	<10	86.9	<23	29.5	<10	<18	<9	103	507	99	181	96.2	104
TPE2626	1.50-	150127-17	21/01/2015	27/01/2015	03/02/2015	<8	95.7	<12	37.9	<14	<15	20.8	<24	<14	26	97.9	<23	23	<10	<18	<9	96.7	233	100	30.2	93.9	94.6
TPE2627	0.50-	150127-17	21/01/2015	27/01/2015	04/02/2015	<8	100	<12	<16	<14	<15	<15	<24	<14	<10	103	<23	<17	<10	<18	<9	103	<118	101	24.1	99.1	<15
TPE2627	1.50-	150127-17	21/01/2015	27/01/2015	03/02/2015	<8	96.2	<12	<16	<14	<15	<15	<24	<14	<10	100	<23	<17	<10	<18	<9	96	<118	97	47.6	95.9	<15
TPE2628	0.50-	150123-119	22/01/2015	23/01/2015	02/02/2015	<8	108	<12	<16	<14	<15	<15	<24	<14	<10	110	<23	<17	<10	<18	<9	110	<118	97.9	52.6	106	<15
TPE2661	0.50-	150128-92	27/01/2015	28/01/2015	05/02/2015	13.5	98.1	<12	24.6	80	59.7	159	51.6	44.7	130	88.7	85.2	202	23.5	93	62.8	100	1420	86.2	221	96.8	172
TPE2661	1.50-	150128-92	27/01/2015	28/01/2015	05/02/2015	<8	99.3	<12	<16	<14	<15	37	<24	<14	26	95	<23	36.8	<10	<18	<9	99.5	189	98	52.7	99.9	36.7
TPE2662	0.50-	150128-92	27/01/2015	28/01/2015	12/03/2015	<8	101	<12	<16	41.6	24	55.7	<24	<14	39.8	99.7	<23	56	<10	<18	15.7	99.7	369	107	89.6	101	46
TPE2663	0.50-	150129-105	28/01/2015	29/01/2015	16/03/2015	23.8	101	<12	53	322	396	567	282	176	335	103	89.7	411	21.9	252	39.4	100	3590	108	294	101	331
TPE2663	1.50-	150129-105	28/01/2015	29/01/2015	07/02/2015	43.7	101	<12	65.2	323	338	544	229	174	332	110	83.4	403	62.4	197	75.4	97.5	3560	120	361	99.2	328
TPE2663	2.90-	150129-105	28/01/2015	29/01/2015	09/02/2015	259	107	28.7	512	285	184	374	141	131	355	95	60.5	835	364	114	552	108	5980	83.1	908	98.1	882
TPE2663	3.50-	150129-105	28/01/2015	29/01/2015	09/02/2015	<8	108	<12	<16	<14	<15	<15	<24	<14	<10	102	<23	<17	<10	<18	<9	112	<118	97.5	<15	106	<15
TPE2663	4.20-	150129-105	28/01/2015	29/01/2015	09/02/2015	16.7	96.1	<12	<16	33.8	30.1	61.7	30.5	19.5	61.7	92.2	<23	68.5	17.6	21.7	26.3	99.2	552	87.3	102	96.4	61.6
TPE2664	0.50-	150128-92	27/01/2015	28/01/2015	05/02/2015	42.7	100	<12	93.5	444	520	771	359	267	426	101	113	604	41.9	323	78.8	99.2	5040	108	454	101	506
TPE2664	1.60-	150128-92	27/01/2015	28/01/2015	05/02/2015	<8	101	<12	27.8	61.2	39.3	108	36.5	25.5	83.5	99.7	<23	119	34.7	28.5	25.7	100	862	103	165	102	108
TPE2665	0.50-	150129-105	28/01/2015	29/01/2015	16/03/2015	23	104	<12	47.5	326	478	676	358	206	347	105	120	448	24.7	317	35.5	104	4070	107	305	104	364
TPE2666	0.50-	150221-57	17/02/2015	21/02/2015	05/05/2015	55.4	101	19.8	122	381	503	727	433	243	429	101	123	458	76.6	348	95.5	102	4830	115	314	102	501
TPE2666	1.50-	150221-57	17/02/2015	21/02/2015	11/03/2015	<8	99.9	<12	<16	44.5	70.2	104	71.2	38.5	85.7	96.1	<23	75.7	<10	48.7	24.3	101	775	95.2	120	99.5	92.9
TPE2666	2.60-	150221-57	17/02/2015	21/02/2015	10/03/2015	13.5	97.4	<12	42.2	233	283	449	205	160	347	95.1	67.1	349	39.2	177	23.7	100	3000	99.6	164	99.3	449
TPE2667	0.50-	150221-57	17/02/2015	21/02/2015	12/03/2015	87.1	103	18.2	218	231	221	325	197	112	348	108	59.3	279	143	158	179	104	3430	104	431	103	422
TPE2667	1.50-	150221-57	17/02/2015	21/02/2015	11/03/2015	<8	101	<12	<16	<14	<15	17	<24	<14	<10	85.1	<23	<17	<10	<18	<9	107	<118	78.3	<15	97.4	17.8
TPE2667	2.20-	150221-57	17/02/2015	21/02/2015	10/03/2015	<8	103	<12	22.4	43.3	43.1	105	31.4	31.5	144	94.6	<23	112	12.4	25	42.2	103	972	97	263	103	96.7
TPE2668	0.40-	150221-73	18/02/2015	21/02/2015	07/05/2015	<8	93.7	<12	<16	27.6	26.5	53.6	29.8	<14	36.6	84.9	<23	40.7	<10	21.2	23.7	94.9	360	96.6	56.8	90.5	43.8
TPE2669	0.50-	150221-73	18/02/2015	21/02/2015	11/05/2015	150	106	<12	1740	193	201	410	197	119	349	107	58.9	437	379	140	192	107	6170	120	1050	106	560
TPE2669	1.50-	150221-73	18/02/2015	21/02/2015	13/03/2015	25.4	95.7	14.4	143	364	362	477	266	180	389	105	62.4	530	77.5	206	52.1	95.6	4060	110	318	98.8	596
TPE2669	2.80-	150221-73	18/02/2015	21/02/2015	16/03/2015	26.3	106	<12	80.9	303	331	453	253	173	441	101	83.9	609	28.7	183	45.7	106	4160	105	557	104	597
TPE2670	0.50-	150221-73	18/02/2015	21/02/2015	07/05/2015	21.6	105	15	117	291	354	548	286	204	326	105	92.5	406	46.4	230	194	104	3880	116	323	103	428
TPE2670	1.50-	150221-73	18/02/2015	21/02/2015	14/03/2015	202	110	76.2	132	148	116	182	106	68.6	180	120	28	316	472	76.4	1520	106	4400	121	420	116	363
TPE2670	2.80-	150221-73	18/02/2015	21/02/2015	14/03/2015	<8	98.8	<12	<16	43.8	32.9	78.2	31.9	24.1	73.8	91.6	<23	77.9	<10	23.6	25.1	101	565	91.4	84.5	97.9	69.4
TPE2672	0.50-	150221-73	18/02/2015	21/02/2015	11/05/2015	<8	91.1	<12	<16	48.1	52.8	146	61.2	31.4	128	87.6	<23	61.5	<10	45.6	49.8	93.1	893	97.9	214	90.9	53.7
TPE2672	1.50-	150221-73	18/02/2015	21/02/2015	14/03/2015	<8	95.8	<12	<16	<14	<15	<15	<24	<14	<10	87.6	<23	<17	<10	<18	<9	98.7	<118	90.9	<15	94.8	<15
TPE2672	2.50-	150221-73	18/02/2015	21/02/2015	14/03/2015	<8	97.1	<12	<16	<14	21.3	41	<24	<14	<10	103	<23	30.7	<10	<18	16.7	96.7	222	105	82.1	94.5	29.8
TPE2672	3.50-	150221-73	18/02/2015	21/02/2015	14/03/2015	<8	95.3	<12	<16	<14	18.8	50.1	<24	<14	32.6	87.5	<23	32.3	<10	<18	<9	97.3	218	92.9	56.5	94.4	27.8
TPE2672	4.20-	150221-73	18/02/2015	21/02/2015	14/03/2015	<8	87.6	<12	<16	16.3	24.4	70.9	34.1	<14	40.9	82.2	<23	36.2	<10	22.6	11.5	88.2	357	95.5	65.3	86.2	34.5
TPE2673	0.50-	150127-17	21/01/2015	27/01/2015	04/02/2015	<8	95.8	<12	<16	<14	<15	28.9	<24	<14	31.1	94.7	<23	<17	<10	<18	36.9	95.7	126	94.9	28.6	95.5	<15
TPE2673	1.00-	150127-17	21/01/2015	27/01/2015	04/02/2015	<8	96.7	<12	<16	<14	<15	24.6	<24	<14	24.9	98.9	<23	<17	14.4	<18	88.1	96.2	223	101	70.5	97.9	<15
TPE2675	0.50-	150127-17	21/01/2015	27/01/2015	04/02/2015	<8	97.6	<12	<16	43	33.7	84.4	34.8	19.8	50.1	92.9	<23	30.9	<10	26.7	54.4	96.7	467	97.8	54	98.2	34.7
TPE2675	1.50-	150127-17	21/01/2015	27/01/2015	03/02/2015	111	107	<12	71.6	<14	<15	<15	<24	<14	18.4	111	<23	28	216	<18	504	105	1270	93.2	278	108	38.6
TPE2675	2.50-	150127-17	21/01/2015	27/01/2015	03/02/2015	58.3	98.6	20.2	39.5	<14	<15	17.9	<24	<14	<10	108	<23	53.8	167	<18	450	99.1	1090	107	237	97.5	50.2
TPE2677	0.50-	150127-17	21/01/2015	27/01/2015	04/02/2015	<8	101	<12	<16	66.9	79.8	159	89.3	43.3	61.3	92.9	<23	55.6	<10	71.6	98.3	101	812	98.3	42.5	98.9	45.4
TPE2677	1.50-	150127-17	21/01/2015	27/01/2015	04/02/2015	416	100	<12	373	<14	<15	26.9	<24	<14	26.2	100	<23	43.5	953	<18	702	98.4	4350	102	1720	97.2	93.6
TPE2677	2.50-	150127-17	21/01/2015	27/01/2015	04/02/2015	202	98.2	<12	302	<14	<15	38.9	<24	<14	38.4	98.2	<23	52.1	817	<18	1140	98.4	4020	101	1340	95	88.1
TPE2677	3.50-	150127-17	21/01/2015	27/01/2015	05/02/2015	369	104	<12	411	<14	<15	23.7	<24	<14	27.9	110	<23	<17	1150	<18	600	100	4560	94.8	1880	104	97.9
TPE2677	4.50-	150127-17	21/01/2015	27/01/2015	04/02/2015	329	99.2	<12	407	<14	<15	27.8	<24	<14	27.2	98.5	<23	49.6	1050	<18	814	96.8	4590	101	1780	95.9	105
TPE2678	0.50-	150123-119	22/01/2015	23/01/2015	02/02/2015	<8	106	<12	<16	<14	20.9	46.8	33.7	16	41.5	104	<23	32	<10	22.4	28.5	104	321	93	50.8	103	28
TPE2678	1.50-	150123-119	22/01/2015	23/01/2015	30/01/2015	<8	112	<12	174	105	83	183	90.3	54.9	171	96.7	<23	232	526	63.9	4590	116	7320	99.5	771	107	280
TPE2678	2.50-	150123-119	22/01/2015	23/01/2015	02/02/2015	95.1	105	<12	54.5	<14	<15	19.9	<24	<14	16.9	107	<23	20.1	162	<18	3340	101	3980	108	241	105	31
TPE2678	3.50-	150123-119	22/01/2015	23/01/2015	02/02/2015	30.6	108	<12	37.9	25.6	<15	23.8	<24	<14	29.6	99.4	<23	<17	118	<18	2020	104	2530	94.6	223	107	21
TPE2680	0.50-	150127-17	21/01/2015	27/01/2015	04/02/2015	15.5	98.6	<12	32.8	102	124	248	176	78.7	127	107	43.3	144	45.3	114	49.5	99.9	1570	108	142	100	129
TPE2680	1.50-	150127-17	21/01/2015	27/01/2015	04/02/2015	15.7	95.8	<12	<16	<14	<15	<15	<24	<14	<10	105	<23	<17	49	<18	124	95.6	253	103	63.9	95.8	<15
TPE2681	0.50-	150123-119	22/01/2015	23/01/2015	02/02/2015	520	110	<12	443	41.4	28.3	61.6	28.8	16.7	75.9	113	<23	82.8	747	<18	1480	106	5860	102	2100	108	231
TPE2682	0.50-	150123-119	22/01/2015	23/01/2015	02/02/2015	<8	105	<12	<16	<14	<15	<15	<24	<14	<10	98	<23	<17	<10	<18	<9	107	<118	78.1	20.8	104	<15
TPE2711	0.50-	150128-92	27/01/2015	28/01/2015	12/03/2015	11.3	121	<12	<16	65	44.6	86.4	39.6	26.3	74.4	112	<23	134	<10	30	29.8	120	779	112	141	119	96.9
TPE2711	1.50-	150128-92	27/01/2015	28/01/2015	05/02/2015	<8	102	<12	<16	<14	<15	<15	<24	<14	<10	95	<23	<17	<10	<18	<9	102	<118	91.5	28.2	101	<15
TPE2711	2.50-	150128-92	27/01/2015	28/01/2015	05/02/2015	<8	98.8	<12	<16	<14	<15	17.7	<24	<14	<10	90.7	<23	<17	<10	<18	<9	101	<118	87.7	36.6	99.5	<15
TPE2712	0.50-	150129-105	28/01/2015	29/01/2015	09/02/2015	27.4	97.9	<12	44.7	239	270	343	212	154	255	100	65.8	321	28.3	179	40	97	2700	104	247	95.4	277
TPE2712	1.10-	150129-105	28/01/2015	29/01/2015	09/02/2015	18	103	<12	<16	<14	64.7	130	89.8	40.4	<10	108	<23	56.7	16	66.5	81.8	103	676	109	68.1	101	44.4
TPE2712	2.50-	150129-105	28/01/2015	29/01/2015	09/02/2015	<8	95	<12	<16	<14	<15	25	<24	<14	<10	90.8	<23	<17	<10	<18	<9	97.6	<118	91.3	27.6	93	<15
TPE2712	3.60-	150129-105	28/01/2015	29/01/2015	09/02/2015	40.7	95.6	<12	65	<14	<15	<15	<24	<14	<10	91.8	<23	<17	28.9	<18	62.5	96.7	286	87.3	89.2	93.3	<15
TPE2713	0.50-	150128-92	27/01/2015	28/01/2015	12/03/2015	19.3	98	<12	44.3	241	274	443	303	154	285	93.3	80.4	330	16.7	213	31.9	98.7	2960	93.6	255	97	268
TPE2713	1.50-	150128-92	27/01/2015	28/01/2015	12/03/2015	68.7	97	24.6	111	569	936	1300	848	392	601	99.7	233	675	66.1	680	72.7	97.9	7610	103	429	96.2	597
TPE2713	2.80-	150128-92	27/01/2015	28/01/2015	05/02/2015	<8	94	<12	<16	57.8	60.3	103	71.9	34.2	54.4	89.2	<23	59.4	<10	51.9	10.7	93.8	600	90.8	39.3	93.5	56.9
TPE2714	0.50-	150129-105	28/01/2015	29/01/2015	17/03/2015	32.3	101	17.1	72.8	343	494	726	549	249	394	102	127	421	34.7	381	43.6	101	4540	104	228	101	425
TPE2714	1.50-	150129-105	28/01/2015	29/01/2015	09/02/2015	<8	99.3	<12	<16	94.5	102	155	114	50.9	74.8	103	29	107	<10	86.9	11.2	103	973	103	54	97.7	93.2
TPE2714	2.50-	150129-105	28/01/2015	29/01/2015	09/02/2015	<8	101	<12	<16	82.5	79.9	130	93.7	41.3	72.3	104	<23	83.3	<10	66.4	14.7	104	788	103	50.6	98.1	73.8
TPE2715	0.50-	150221-57	17/02/2015	21/02/2015	01/05/2015	155	108	21.8	236	509	492	790	375	233	535	107	115	761	140	299	156	107	6020	123	473	108	725
TPE2715	1.50-	150221-57	17/02/2015	21/02/2015	10/03/2015	10.4	100	<12	17.8	76.7	113	118	110	46	83.6	95	25	120	<10	81.8	21.4	101	1030	95.1	89.2	98.8	121
TPE2715	2.50-	150221-57	17/02/2015	21/02/2015	10/03/2015	<8	95.1	<12	58.1	63.4	107	136	108	45.7	94.2	92.1	26.1	103	<10	74.8	13.9	98.9	1020	95.6	93.1	97.6	99
TPE2716	0.50-	150221-57	17/02/2015	21/02/2015	05/05/2015	150	107	<12	219	431	462	728	355	196	446	106	111	602	137	290	176	106	5300	123	392	106	601
TPE2716	1.50-	150221-57	17/02/2015	21/02/2015	10/03/2015	12	97.8	<12	27.5	91.8	156	186	183	68.3	138	95.5	41.7	163	13.7	126	38	101	1550	100	140	100	166
TPE2716	2.50-	150221-57	17/02/2015	21/02/2015	10/03/2015	<8	96.6	<12	<16	32.4	26	41.6	<24	<14	41.9	91.2	<23	40.9	<10	<18	10.2	100	319	92.9	81.1	98.7	44.5
TPE2717	0.50-	150221-57	17/02/2015	21/02/2015	01/05/2015	24.4	102	15.1	60.6	273	364	531	324	152	297	102	95.6	331	36.8	270	75	102	3430	119	245	103	329
TPE2717	1.70-	150221-57	17/02/2015	21/02/2015	12/03/2015	33.9	121	18.3	95.4	439	556	830	498	256	477	114	133	601	49.6	394	171	123	5490	116	394	117	539
TPE2718	0.50-	150221-73	18/02/2015	21/02/2015	11/05/2015	<8	104	<12	173	238	360	606	261	218	414	104	76.2	760	94.6	212	65	103	4640	117	490	102	674
TPE2718	1.10-	150221-73	18/02/2015	21/02/2015	13/03/2015	19.1	96.3	13.1	79.7	273	280	392	236	144	318	102	64.9	494	54.1	184	73.4	96.6	3520	104	447	98.4	443
TPE2721	0.50-	150221-73	18/02/2015	21/02/2015	11/05/2015	18	100	<12	<16	95.6	107	224	80.3	70.4	189	99.8	27	285	17.5	64.3	53.8	100	1910	110	455	100	227
TPE2721	1.50-	150221-73	18/02/2015	21/02/2015	14/03/2015	<8	104	<12	<16	47.6	57.7	135	63.7	53.9	121	96.8	<23	157	<10	46.2	26	106	1030	98	201	102	118
TPE2721	2.50-	150221-73	18/02/2015	21/02/2015	14/03/2015	<8	101	<12	20.7	33.6	17.9	76.6	<24	<14	84.2	94.7	<23	68.4	<10	<18	22.9	103	541	96.1	160	99	56
TPE2721	3.50-	150221-73	18/02/2015	21/02/2015	14/03/2015	<8	95.8	<12	<16	<14	43.2	61.5	68.8	23.4	16.4	107	<23	60.2	<10	34.4	20.7	94.8	499	111	108	97.2	62.3
TPE2721	4.20-	150221-73	18/02/2015	21/02/2015	14/03/2015	<8	95.1	<12	<16	<14	<15	21.2	30.5	<14	<10	105	<23	19.2	<10	<18	11.8	95.8	147	109	40.9	96.2	23
TPE2724	0.50-	150127-17	21/01/2015	27/01/2015	04/02/2015	<8	77.8	<12	<16	38.4	32.1	67.9	33.6	22.5	38.6	72.2	<23	45.6	<10	26.7	35.3	87.7	427	68.4	48.1	73.2	38.5
TPE2727	0.50-	150127-17	21/01/2015	27/01/2015	04/02/2015	20.1	100	<12	65.4	702	812	1400	725	465	690	94.1	205	870	18.1	597	78.5	101	7680	101	370	99.6	663
TPE2727	1.50-	150127-17	21/01/2015	27/01/2015	03/02/2015	117	103	<12	79.6	57.2	44.5	91.3	52	29	70	111	<23	106	235	39.9	482	102	1900	98.8	379	104	115
TPE2728	1.00-	150123-119	22/01/2015	23/01/2015	02/02/2015	236	113	43.6	282	61.3	59.3	103	99	57	86.7	115	<23	178	574	66.8	835	111	4070	101	1210	112	184
TPE2732	0.50-	150123-119	22/01/2015	23/01/2015	02/02/2015	<8	112	<12	<16	<14	27.2	36.4	61.6	<14	<10	114	<23	<17	<10	50.5	167	113	454	104	59.5	110	51.1
TPE2732	1.50-	150123-119	22/01/2015	23/01/2015	02/02/2015	<8	105	<12	<16	<14	<15	25.8	28.3	<14	<10	106	<23	<17	<10	21.1	44.9	104	151	102	30.5	103	<15
TPE2733	0.50-	150123-119	22/01/2015	23/01/2015	03/02/2015	<8	103	<12	<16	<14	68.2	125	69.8	48.1	72.8	95.5	<23	66.7	<10	52.5	17.7	104	630	96.7	47.4	99.8	62.5
TPE2733	1.50-	150123-119	22/01/2015	23/01/2015	30/01/2015	67.6	103	<12	44.7	18	<15	<15	<24	<14	15.2	101	<23	<17	111	<18	216	99.3	623	101	130	101	20.9
TPE2734	0.50-	150123-119	22/01/2015	23/01/2015	02/02/2015	65.5	109	16.7	106	1030	1170	2290	1050	782	1400	112	323	1950	69.6	946	242	107	13900	101	960	106	1510
TPE2734	1.50-	150123-119	22/01/2015	23/01/2015	30/01/2015	<8	101	<12	1090	253	399	891	476	290	356	89.4	123	502	<10	373	1140	111	10400	103	3820	89.8	723
TPE2736	0.50-	150128-98	26/01/2015	28/01/2015	06/02/2015	<8	102	<12	<16	20.8	23.2	49.2	34.2	<14	27.4	102	<23	21.2	<10	29.6	18.2	103	268	108	26.3	100	18
TPE2736	1.50-	150128-98	26/01/2015	28/01/2015	06/02/2015	91.7	101	<12	80.9	84.1	48.6	81	45.4	20.3	76.5	111	<23	94.8	218	26.4	141	102	1520	111	316	102	190
TPE2736	2.50-	150128-98	26/01/2015	28/01/2015	06/02/2015	82.2	108	51.1	32.1	72.4	70.8	90.7	46.5	39.4	81.4	109	<23	96.9	263	35.3	357	96.7	1570	107	140	107	111
TPE2736	3.20-	150128-98	26/01/2015	28/01/2015	06/02/2015	63.9	104	23.3	56.7	22.5	<15	23.2	<24	<14	15.7	102	<23	35.7	147	<18	83.5	99	758	94.1	241	103	44.6
TPE2737	0.50-	150128-98	26/01/2015	28/01/2015	06/02/2015	<8	111	<12	<16	68.2	68	152	68.9	46.3	90.8	110	<23	105	<10	54.7	<9	110	796	115	65.3	110	77.1
TPE2737	1.70-	150128-98	26/01/2015	28/01/2015	06/02/2015	<8	102	<12	<16	<14	<15	20	<24	<14	<10	103	<23	<17	<10	<18	33.1	103	<118	98.4	32.7	100	<15

Monitor Phase 69

Excavation (red)
No furter action (green)

Commercial >1m

Trial Pit	Sample Depth	SDG ID.	Date Sampled	Received On	Date Complete	Acenaphthene	Acenaphthene-d10 % recovery**	Acenaphthylene	Anthracene	Benz(a)anthracene	Benzo(a)pyrene	Benzo(b)fluoranthene	Benzo(g,h,i)perylene	Benzo(k)fluoranthene	Chrysene	Chrysene-d12 % recovery**	Dibenzo(a,h)anthracene	Fluoranthene	Fluorene	Indeno(1,2,3-cd)pyrene	Naphthalene	Naphthalene-d8 % recovery**	PAH, Total Detected USEPA 16	Perylene-d12 % recovery**	Phenanthrene	Phenanthrene-d10 % recovery**	Pyrene
						µg/kg	%	µg/kg	µg/kg	µg/kg	µg/kg	µg/kg	µg/kg	µg/kg	µg/kg	%	µg/kg	µg/kg	µg/kg	µg/kg	µg/kg	%	µg/kg	%	µg/kg	%	µg/kg
TPE2737	2.60-	150128-98	26/01/2015	28/01/2015	06/02/2015	16.5	109	26	46	22.6	<15	22.5	<24	<14	20.5	101	<23	52.2	50.9	<18	14.9	99.9	446	100	145	108	29.3
TPE2738	0.50-	150128-98	26/01/2015	28/01/2015	06/02/2015	<8	101	<12	<16	<14	<15	<15	<24	<14	11.7	102	<23	<17	<10	<18	<9	103	<118	100	31.2	98.2	<15
TPE2738	1.50-	150128-98	26/01/2015	28/01/2015	06/02/2015	<8	101	<12	<16	<14	<15	44	<24	<14	33.2	94.4	<23	<17	<10	<18	<9	101	135	97.5	58.3	102	<15
TPE2766	0.50-	150129-105	28/01/2015	29/01/2015	09/02/2015	<8	95.6	<12	<16	18.8	28.2	42.4	<24	<14	41	96	<23	34.5	<10	<18	12.8	96.7	267	96.2	56.1	93.6	33.3
TPE2766	1.50-	150129-105	28/01/2015	29/01/2015	09/02/2015	98.1	96.6	16.3	205	27.5	21.3	38.7	<24	<14	15.4	87.1	<23	112	186	<18	158	93.2	1350	93.1	305	94.3	167
TPE2767	0.50-	150129-105	28/01/2015	29/01/2015	17/03/2015	<8	97.4	<12	19.4	<14	24.2	42.8	34.1	<14	30.6	103	<23	46.7	<10	20.8	56.5	97.4	391	101	68.9	99.3	47.3
TPE2767	1.50-	150129-105	28/01/2015	29/01/2015	07/02/2015	<8	97.8	<12	<16	<14	<15	24.2	<24	<14	13.4	96.5	<23	<17	<10	<18	<9	98.7	<118	97.2	42.9	99.5	<15
TPE2767	2.40-	150129-105	28/01/2015	29/01/2015	07/02/2015	<8	96.7	<12	<16	<14	21.1	43.1	<24	<14	33.3	99.5	<23	30.7	<10	<18	13	97.7	221	97.9	53.1	99.3	26.7
TPE2771	0.50-	150225-89	23/02/2015	25/02/2015	18/03/2015	35.5	99.2	<12	81.5	146	110	192	66.4	59.8	183	91	27.3	245	36.5	55.7	208	99.2	1920	102	204	95.3	266
TPE2772	0.50-	150225-89	23/02/2015	25/02/2015	18/03/2015	<8	96.5	<12	56.7	53.5	58.4	82.6	51.5	31.8	141	100	<23	118	68.9	36.1	54.7	95.7	1110	111	199	94.6	158
TPE2772	1.50-	150225-89	23/02/2015	25/02/2015	17/03/2015	10.1	104	<12	23.7	61	29.7	82.1	<24	15.4	105	98.5	<23	42	32.9	<18	32	105	735	103	159	102	141
TPE2772	2.50-	150225-89	23/02/2015	25/02/2015	17/03/2015	190	121	<12	115	130	97.1	199	85.4	72	165	104	44.1	380	269	73.8	318	122	3020	104	498	115	379
TPE2772	3.50-	150225-89	23/02/2015	25/02/2015	18/03/2015	57.1	103	<12	75	117	73.1	154	54	33.3	210	94.8	26.7	169	90.6	37.4	81.2	103	1950	99.6	365	99.9	405
TPE2772	4.50-	150225-89	23/02/2015	25/02/2015	18/03/2015	<8	101	<12	<16	<14	<15	18.2	<24	<14	20.9	92.9	<23	<17	<10	<18	<9	102	<118	92.8	42.2	99.4	<15
TPE2773	0.50-	150225-89	23/02/2015	25/02/2015	18/03/2015	36.4	102	22.9	674	310	334	537	271	184	363	102	83	492	118	220	138	102	4640	116	403	100	455
TPE2773	1.50-	150225-89	23/02/2015	25/02/2015	17/03/2015	201	103	25.7	192	963	1140	1390	663	507	930	100	206	1340	142	548	59.5	102	10300	116	967	99.1	1050
TPE2773	2.50-	150225-89	23/02/2015	25/02/2015	18/03/2015	<8	106	<12	<16	31.4	32	146	45.2	19	170	96.7	<23	53.4	<10	32.9	34	105	960	108	361	103	35.6
TPE2773	3.50-	150225-89	23/02/2015	25/02/2015	17/03/2015	19.5	105	<12	57.6	217	227	335	202	116	273	97.1	53.2	287	14.2	136	70.9	105	2550	110	239	101	302
TPE2773	4.20-	150225-89	23/02/2015	25/02/2015	17/03/2015	<8	93.4	<12	<16	47.6	29.7	44.9	27.6	<14	61.7	87.4	<23	39.9	<10	<18	<9	92.6	355	96.1	51.2	90.5	52.4
TPE2778	0.50-	150127-17	21/01/2015	27/01/2015	11/03/2015	<8	95	<12	<16	<14	<15	20.7	<24	<14	16	80.2	<23	23.3	<10	<18	<9	103	<118	77.7	29.8	88.5	21.7
TPE2779	0.50-	150127-17	21/01/2015	27/01/2015	04/02/2015	615	95.8	<12	190	58	23.3	42.6	<24	<14	57.8	98.1	<23	64.7	322	<18	11300	95.3	13500	100	718	93.5	105
TPE2780	0.50-	150127-17	21/01/2015	27/01/2015	04/02/2015	56.6	111	41.8	118	670	723	1240	699	479	790	118	181	1200	51.3	561	30.2	113	8180	108	472	110	879
TPE2780	1.50-	150127-17	21/01/2015	27/01/2015	04/02/2015	373	103	<12	120	45.6	19.4	63.1	<24	<14	61.3	110	<23	58.6	329	<18	6220	99.2	7990	107	609	102	84.9
TPE2781	0.50-	150127-17	21/01/2015	27/01/2015	04/02/2015	19.6	101	26	52.2	374	391	642	371	229	441	105	96	637	17	285	12.6	103	4300	100	232	99.4	477
TPE2781	1.50-	150127-17	21/01/2015	27/01/2015	04/02/2015	35.6	102	18.2	48.4	347	358	657	322	205	448	97.6	82.3	761	26.9	262	13.2	103	4480	100	315	102	576
TPE2781	2.50-	150127-17	21/01/2015	27/01/2015	04/02/2015	160	101	25.6	185	667	579	1070	473	376	822	96.9	149	1560	141	392	36.5	103	8660	96.9	953	101	1070
TPE2785	0.50-	150128-98	26/01/2015	28/01/2015	06/02/2015	26	104	<12	26.1	187	198	313	168	122	176	105	46.9	297	21.6	134	<9	107	2080	110	142	102	223
TPE2785	1.50-	150128-98	26/01/2015	28/01/2015	06/02/2015	<8	107	<12	<16	85.6	83.6	113	53	40.6	73.9	107	<23	111	<10	41.3	19.8	102	777	99.7	59.1	105	95.8
TPE2785	2.50-	150128-98	26/01/2015	28/01/2015	06/02/2015	246	108	<12	<16	77.7	91.9	151	76.4	54.1	95.1	116	<23	134	<10	57	45.5	106	1240	111	76.8	110	129
TPE2788	0.50-	150123-119	22/01/2015	23/01/2015	10/03/2015	10.1	109	<12	32.9	36.9	53.3	70.4	144	36.2	42.7	114	<23	45.8	27.3	70.4	76.8	111	837	101	128	110	62.2
TPE2788	1.50-	150123-119	22/01/2015	23/01/2015	02/02/2015	488	105	59.6	198	84.8	112	151	94.3	76.1	191	103	30.1	244	370	65.8	177	107	3110	113	385	90.8	387
TPE2789	0.50-	150128-98	26/01/2015	28/01/2015	06/02/2015	<8	111	<12	32	165	202	293	134	97.7	158	101	46.6	268	<10	119	29.1	117	1920	108	142	110	237
TPE2789	1.50-	150128-98	26/01/2015	28/01/2015	06/02/2015	12.9	115	<12	<16	136	133	228	111	82.1	140	108	<23	230	<10	83.6	20.5	114	1480	110	119	114	180
TPE2789	2.50-	150128-98	26/01/2015	28/01/2015	06/02/2015	<8	101	<12	<16	<14	<15	<15	78.6	<14	<10	98.1	<23	<17	<10	33.6	<9	99.8	131	110	19	102	<15
TPE2789	3.50-	150128-98	26/01/2015	28/01/2015	06/02/2015	<8	99.6	<12	<16	<14	<15	34.1	<24	<14	23.6	95.6	<23	<17	<10	<18	17.7	98.2	120	102	44.8	98.7	<15
TPE2790	0.50-	150128-98	26/01/2015	28/01/2015	06/02/2015	<8	102	<12	19.5	131	95	135	56.6	47.3	92.2	102	<23	185	<10	47.9	<9	102	1010	106	57.1	101	141
TPE2790	1.70-	150128-98	26/01/2015	28/01/2015	06/02/2015	<8	101	17.2	28.7	142	97.7	154	50.1	50.2	94.5	96.4	<23	216	<10	46.8	12.2	98.8	1200	101	132	100	161
TPE2790	3.00-	150128-98	26/01/2015	28/01/2015	06/02/2015	<8	99.1	<12	<16	<14	<15	<15	<24	<14	<10	94.2	<23	<17	<10	<18	<9	98.3	<118	95.4	24.3	98.6	<15
TPE2791	0.50-	150128-98	26/01/2015	28/01/2015	06/02/2015	<8	98.1	<12	23.3	136	88.2	146	62.5	55.8	111	96.6	<23	197	<10	53.6	<9	99	1110	98.3	85.9	96.8	150
TPE2791	1.50-	150128-98	26/01/2015	28/01/2015	06/02/2015	<8	102	24.7	65.8	296	234	350	122	134	276	96.7	42.2	561	13.7	117	20.2	101	2890	100	219	102	413
TPE2791	2.80-	150128-98	26/01/2015	28/01/2015	06/02/2015	20	107	<12	39.8	465	572	1050	475	357	627	102	166	869	14.8	447	49.3	106	6160	108	426	106	583
TPE2792	0.50-	150128-98	26/01/2015	28/01/2015	06/02/2015	<8	99.4	<12	<16	64.5	66.7	121	59.8	31.3	67.2	101	<23	91.1	<10	44.6	<9	96.7	672	106	53	98.5	72.7
TPE2792	1.50-	150128-98	26/01/2015	28/01/2015	06/02/2015	12.8	102	<12	21.4	124	102	175	91.7	61.9	123	105	<23	183	<10	72.1	12	104	1250	103	120	99.4	147
TPE2792	2.50-	150128-98	26/01/2015	28/01/2015	06/02/2015	<8	108	<12	<16	83.2	87.4	125	72.9	50.9	86.6	107	<23	134	<10	57.5	13.1	104	886	100	70.8	102	105
TPE2792	3.40-	150128-98	26/01/2015	28/01/2015	06/02/2015	<8	102	<12	<16	82.3	77.4	178	73.6	46.5	101	108	<23	97.9	<10	65.1	12.8	105	904	106	98.1	100	71.4
TPE2816	0.50-	150225-89	23/02/2015	25/02/2015	18/03/2015	<8	96.4	<12	147	216	210	287	140	86.8	307	92.7	45.1	213	121	102	108	96.1	2650	107	290	93.6	380
TPE2816	1.70-	150225-89	23/02/2015	25/02/2015	18/03/2015	224	101	<12	185	35.2	36.8	63.3	<24	24.6	106	98.8	<23	51.9	475	<18	193	101	2290	109	797	102	92.7
TPE2820	0.50-	150221-73	18/02/2015	21/02/2015	06/05/2015	<8	94.4	<12	30.2	38.4	<15	59.1	<24	<14	65.7	90.8	<23	68.7	25.5	<18	20	95.4	598	106	199	91.1	92.1
TPE2821	0.50-	150221-73	18/02/2015	21/02/2015	12/05/2015	12.5	95.1	<12	58.5	151	185	326	168	102	199	89.3	44.8	206	25.2	124	51.6	96.6	2070	106	222	92.1	199
TPE2821	1.50-	150221-73	18/02/2015	21/02/2015	13/03/2015	16.1	93.9	<12	59.1	218	286	411	245	120	238	90.1	63.3	287	19.6	205	39.5	96.2	2660	99.7	215	93.3	242
TPE2821	2.50-	150221-73	18/02/2015	21/02/2015	13/03/2015	1700	104	39.7	1200	767	652	932	482	340	636	105	147	2120	1370	352	753	105	15400	111	2180	103	1730
TPE2821	3.50-	150221-73	18/02/2015	21/02/2015	14/03/2015	148	101	66.8	556	1260	1060	860	637	557	960	106	188	1880	245	608	202	93.5	12400	111	1790	101	1430
TPE2821	4.50-	150221-73	18/02/2015	21/02/2015	13/03/2015	41.2	92.7	<12	24.9	63.1	40.9	94.4	<24	26	76.5	88.1	<23	123	<10	20.6	11.6	94.8	680	94.6	60.2	92.1	97.1
TPE2822	0.50-	150221-73	18/02/2015	21/02/2015	12/05/2015	17.7	96.5	<12	143	33.3	31	48.4	29.1	<14	47.4	77.4	<23	43.6	46.9	21.2	38.3	71.4	670	86.9	105	81.9	64.4
TPE2822	1.50-	150221-73	18/02/2015	21/02/2015	14/03/2015	16	103	<12	112	75.4	68.5	95.2	60.1	37.4	204	105	<23	148	79.8	42.9	116	102	1470	103	227	102	190
TPE2822	2.70-	150221-73	18/02/2015	21/02/2015	13/03/2015	94.4	113	24.3	117	644	598	1130	339	358	762	96.7	155	1080	150	331	50.2	109	7340	104	778	110	731
TPE2822	3.50-	150221-73	18/02/2015	21/02/2015	13/03/2015	<8	103	<12	<16	20.7	<15	32.9	<24	<14	41.6	103	<23	25.7	<10	<18	<9	101	219	102	72.4	103	26.2
TPE2822	4.50-	150221-73	18/02/2015	21/02/2015	13/03/2015	9.86	102	<12	<16	58.9	37.1	88.6	32.5	27.1	92.4	101	<23	88	21.8	26.7	<9	100	687	95.3	136	98.9	67.7
TPE2833	0.50-	150128-92	27/01/2015	28/01/2015	05/02/2015	<8	96.9	20.7	38	220	147	234	87.3	95.2	199	97.1	30.2	341	<10	78.5	15.1	98.3	1880	96.9	122	95.9	255
TPE2833	1.50-	150128-92	27/01/2015	28/01/2015	05/02/2015	<8	98.1	70.1	212	765	603	855	304	352	650	95.2	103	1510	63.9	281	162	96.9	7760	98.5	754	97.7	1080
TPE2833	2.50-	150128-92	27/01/2015	28/01/2015	05/02/2015	10.8	95.5	20.1	52.7	210	153	243	85.5	83.9	191	90	28.5	412	18.6	74.3	25.9	94.8	2120	91.4	200	94.7	306
TPE2834	0.50-	150128-98	26/01/2015	28/01/2015	16/03/2015	104	104	27.6	353	3660	3410	5280	2540	1820	4170	108	1070	4040	107	2230	179	107	33800	104	1680	103	3110
TPE2834	1.50-	150128-98	26/01/2015	28/01/2015	06/02/2015	<8	103	<12	<16	171	177	300	158	102	177	106	51.8	192	<10	131	12.3	105	1710	104	86.8	100	151
TPE2834	2.60-	150128-98	26/01/2015	28/01/2015	06/02/2015	<8	101	<12	<16	<14	<15	38.1	<24	<14	36.9	102	<23	<17	<10	<18	32	103	187	91.5	79.8	99.4	<15
TPE2835	0.50-	150128-98	26/01/2015	28/01/2015	13/03/2015	106	95.6	<120	355	425	481	804	948	236	524	93.5	<230	607	<100	420	151	95.6	6780	98.7	773	91.7	947
TPE2835	1.50-	150128-98	26/01/2015	28/01/2015	06/02/2015	<8	104	<12	<16	18.5	<15	<15	<24	<14	<10	103	<23	<17	<10	<18	<9	99.2	<118	96.7	27.5	103	<15
TPE2835	2.70-	150128-98	26/01/2015	28/01/2015	06/02/2015	8.85	101	<12	<16	<14	<15	42.6	<24	<14	25.4	105	<23	<17	13	<18	<9	103	246	102	70.8	98.5	85.5
TPE2836	0.50-	150128-98	26/01/2015	28/01/2015	06/02/2015	9.25	102	25.8	69.6	114	126	206	141	61.9	108	104	37.6	142	<10	105	28.4	101	1450	111	113	100	159
TPE2836	1.20-	150128-98	26/01/2015	28/01/2015	06/02/2015	<8	95.9	30.4	83.2	225	292	619	281	187	375	91.9	84	328	<10	222	36.2	94.3	3240	97.2	161	93.9	312
TPE2839	0.50-	150214-75	11/02/2015	14/02/2015	04/03/2015	24.1	95.5	17.4	53.9	399	423	724	339	271	532	92.4	119	706	29.1	308	83.6	104	4970	97.4	420	105	520
TPE2839	1.50-	150214-75	11/02/2015	14/02/2015	04/03/2015	<8	111	<12	<16	130	143	179	82.6	62.9	136	96.4	32.4	137	<10	75.1	<9	108	1130	106	45.8	110	107
TPE2840	0.50-	150214-75	11/02/2015	14/02/2015	04/03/2015	<8	100	<12	<16	17.5	<15	23.9	29.4	<14	13.8	97.7	<23	<17	<10	<18	<9	101	<118	104	19.8	101	<15
TPE2862	0.50-	150225-89	23/02/2015	25/02/2015	14/05/2015	47.2	98.2	<12	128	146	129	196	92.2	59.3	202	94.7	33	208	110	70.9	148	98.5	2200	106	376	96.3	255
TPE2862	1.50-	150225-89	23/02/2015	25/02/2015	17/03/2015	<8	102	<12	249	<14	<15	<15	<24	<14	<10	104	<23	<17	220	<18	212	99.2	1160	114	375	101	109
TPE2863	0.50-	150225-89	23/02/2015	25/02/2015	18/03/2015	199	81.8	41.9	370	184	141	199	86.2	57.9	221	75	28.1	339	341	67.7	126	88.8	3200	83.3	379	78.3	422
TPE2863	1.50-	150225-89	23/02/2015	25/02/2015	17/03/2015	109	101	<12	143	96.8	70.6	140	51.5	145	219	95.1	<23	183	238	37.2	338	98.6	2660	105	658	98.5	228
TPE2867	0.50-	150221-73	18/02/2015	21/02/2015	12/05/2015	525	93.3	<12	230	316	355	569	249	161	305	86	68.3	517	984	197	337	97.9	6130	91.5	832	89.2	489
TPE2867	1.70-	150221-73	18/02/2015	21/02/2015	14/03/2015	<8	94.9	<12	<16	<14	<15	<15	<24	<14	<10	91.1	<23	<17	<10	<18	<9	95.5	<118	109	21	92.9	<15
TPE2867	2.50-	150221-73	18/02/2015	21/02/2015	14/03/2015	<8	95.6	<12	<16	<14	<15	31.8	42	<14	19.9	90.2	<23	<17	<10	<18	<9	95.9	120	108	26.3	93.3	<15
TPE2867	3.50-	150221-73	18/02/2015	21/02/2015	14/03/2015	<8	92.9	<12	<16	<14	<15	23.5	<24	<14	20.6	86.7	<23	<17	<10	<18	<9	92.8	<118	101	40.4	91.2	<15
TPE2867	4.50-	150221-73	18/02/2015	21/02/2015	14/03/2015	<8	88.9	<12	<16	<14	<15	35.3	<24	<14	30.7	87	<23	<17	<10	<18	<9	90.6	140	101	74.2	91.5	<15
TPE2868	0.50-	150225-89	23/02/2015	25/02/2015	14/05/2015	134	113	<12	127	39.7	48.2	93.2	41.6	24.6	128	117	<23	96.1	146	26.7	250	112	1800	131	475	110	168
TPE2868	1.50-	150225-89	23/02/2015	25/02/2015	17/03/2015	<8	100	<12	245	<14	<15	60.6	<24	<14	<10	101	<23	63.9	256	<18	231	101	1870	110	893	99.7	120
TPE2868	2.50-	150225-89	23/02/2015	25/02/2015	17/03/2015	82.4	103	<12	291	40	22.2	59.4	<24	<14	80.2	96.5	<23	83.3	82.7	<18	136	105	1340	103	273	100	187
TPE2868	3.50-	150225-89	23/02/2015	25/02/2015	17/03/2015	41.8	102	<12	59.4	166	163	265	120	104	183	97.1	36.8	270	37.9	89.1	85.9	103	2100	102	230	100	253
TPE2868	4.20-	150225-89	23/02/2015	25/02/2015	18/03/2015	53.6	102	<12	133	256	204	281	124	94.8	271	95.2	42.5	444	77.4	98.3	100	100	2930	106	331	99.7	422
TPE2869	0.50-	150221-73	18/02/2015	21/02/2015	12/05/2015	20	98.6	<12	715	30.8	30.2	49.2	26.7	18.5	69.4	95.8	<23	51.2	127	19.3	136	97.9	1600	109	215	101	87
TPE2869	1.00-	150221-73	18/02/2015	21/02/2015	12/05/2015	1860	98.9	<12	1420	604	564	941	360	291	694	93.7	108	1320	2140	313	1660	97.8	18100	112	4220	94.4	1630
TPE2871	0.50-	150221-72	19/02/2015	21/02/2015	05/05/2015	41.4	96.5	24.7	356	185	215	297	155	95.6	227	93.7	49.9	197	<10	121	84.6	95.8	2640	107	226	95.4	367
TPE2871	1.50-	150221-72	19/02/2015	21/02/2015	11/03/2015	45.2	99.2	<12	187	26.2	<15	44.4	<24	<14	72.5	96.6	<23	35.2	94	<18	15.7	98.3	786	112	200	101	65.5
TPE2871	2.50-	150221-72	19/02/2015	21/02/2015	11/03/2015	191	99.8	<12	1950	302	240	409	197	98.8	393	94.7	65.6	420	477	161	232	98.6	6960	118	1160	96.1	659
TPE2871	3.50-	150221-72	19/02/2015	21/02/2015	12/03/2015	25.9	97.9	<12	381	54.3	60.4	119	56.5	30.5	105	99.4	<23	82.9	72.6	38.3	68.9	98.4	1480	114	227	98.6	155
TPE2871	4.50-	150221-72	19/02/2015	21/02/2015	12/03/2015	112	99.2	<12	914	69.2	22.6	58.3	<24	<14	162	101	<23	92.3	291	<18	112	98.4	2750	116	708	101	205
TPE2872	0.50-	150221-72	19/02/2015	21/02/2015	05/05/2015	30.6	99.4	<12	53.2	221	264	399	261	122	251	94	64	306	28.1	183	48.4	96.2	2810	110	317	97	268
TPE2872	1.50-	150221-72	19/02/2015	21/02/2015	12/03/2015	<8	113	<12	<16	26.6	19.4	113	78.5	<14	130	111	<23	50.1	<10	33.5	65.8	113	834	126	278	111	39.2
TPE2872	2.50-	150221-72	19/02/2015	21/02/2015	16/03/2015	<8	98.7	<12	<16	<14	<15	61.8	39.7	<14	75.2	94.3	<23	38.7	<10	<18	34.8	101	461	95.9	179	99.6	31.5
TPE2872	3.50-	150221-72	19/02/2015	21/02/2015	16/03/2015	<8	99.1	<12	<16	<14	<15	33.4	<24	<14	32.7	94.3	<23	<17	<10	<18	21	101	175	97	88	100	<15
TPE2872	4.30-	150221-72	19/02/2015	21/02/2015	12/03/2015	<8	99.8	<12	<16	<14	<15	41.9	<24	<14	54.6	97	<23	20.5	<10	<18	31.3	100	247	111	98.6	99	<15
TPE2877	0.50-	150214-75	11/02/2015	14/02/2015	24/04/2015	465	102	43.9	926	4980	3720	6260	2020	1950	4550	103	937	7500	449	2030	38.7	101	44200	107	3500	102	4860
TPE2877	0.75-	150214-75	11/02/2015	14/02/2015	04/03/2015	<80	90	<120	<160	<140	238	<150	1770	<140	198	88.6	<230	293	<100	543	<90	93.3	3570	102	251	89.4	276
TPE2877	1.00-	150214-75	11/02/2015	14/02/2015	04/03/2015	<8	99.2	<12	<16	30.3	36.3	49.9	71.4	22.3	23.8	96.6	<23	40.4	<10	25.8	<9	99.6	367	105	33.7	99.3	32.8
TPE2894	0.50-	150225-89	23/02/2015	25/02/2015	15/05/2015	537	95.7	23.7	1350	3800	2700	2830	1100	1360	3260	93.1	505	5970	843	1110	398	96.2	34900	107	4950	93.5	4140
TPE2894	1.40-	150225-89	23/02/2015	25/02/2015	17/03/2015	<8	101	<12	<16	<14	<15	<15	<24	<14	<10	96	<23	<17	<10	<18	13.7	102	<118	104	47.4	98.9	39.1
TPE2898	0.50-	150225-89	23/02/2015	25/02/2015	18/03/2015	19.2	93.8	22.9	107	165	252	437	308	165	199	91.1	69.2	252	16.6	198	148	96.1	2760	104	188	92.2	210
TPE2898	1.50-	150225-89	23/02/2015	25/02/2015	18/03/2015	<8	101	<12	32.2	19.5	40.8	68	30.7	<14	82	99.8	<23	62.4	<10	24	35.8	100	593	117	133	98	64

Monitor Phase 69

Excavation
No furter action

Commercial >1m

Trial Pit	Sample Depth	SDG ID.	Date Sampled	Received On	Date Complete	Acenaphthene	Acenaphthene-d10 % recovery**	Acenaphthylene	Anthracene	Benz(a)anthracene	Benzo(a)pyrene	Benzo(b)fluoranthene	Benzo(g,h,i)perylene	Benzo(k)fluoranthene	Chrysene	Chrysene-d12 % recovery**	Dibenzo(a,h)anthracene	Fluoranthene	Fluorene	Indeno(1,2,3-cd)pyrene	Naphthalene	Naphthalene-d8 % recovery**	PAH, Total Detected USEPA 16	Perylene-d12 % recovery**	Phenanthrene	Phenanthrene-d10 % recovery**	Pyrene
						µg/kg	%	µg/kg	µg/kg	µg/kg	µg/kg	µg/kg	µg/kg	µg/kg	µg/kg	%	µg/kg	µg/kg	µg/kg	µg/kg	µg/kg	%	µg/kg	%	µg/kg	%	µg/kg
TPE2898	2.50-	150225-89	23/02/2015	25/02/2015	18/03/2015	<8	101	<12	248	85.5	61.5	89.9	<24	36.3	203	101	<23	<17	236	<18	<9	99.8	1900	120	756	97.3	186
TPE2898	3.50-	150225-89	23/02/2015	25/02/2015	17/03/2015	206	103	<12	350	41	57.6	109	35	25.3	130	88.3	<23	74.1	286	20.8	49.8	104	2290	95.8	783	98.8	119
TPE2899	0.50-	150221-73	18/02/2015	21/02/2015	12/05/2015	17.2	93.6	<12	29.9	97.6	82.3	150	51.6	41.6	97.3	91.2	<23	146	15.8	42.3	19.8	96.2	1020	99.9	96.1	92.7	128
TPE2899	1.50-	150221-73	18/02/2015	21/02/2015	16/03/2015	42.3	104	16	97.6	344	411	564	279	168	325	106	82.5	498	62	225	75.5	104	4030	119	368	102	471
TPE2899	2.50-	150221-73	18/02/2015	21/02/2015	13/03/2015	43.7	97.1	<12	98.4	640	594	665	334	306	600	94.5	107	1330	49.7	293	36.8	94.6	6840	111	780	99.7	967
TPE2899	3.50-	150221-73	18/02/2015	21/02/2015	16/03/2015	17	93.3	<12	32.7	81	77.6	133	53.3	39.9	88.8	90.6	<23	117	<10	39.6	23.8	94.2	930	100	119	92.9	107
TPE2899	4.50-	150221-73	18/02/2015	21/02/2015	14/03/2015	51.9	96.4	<12	79.4	<14	<15	93.2	<24	<14	24.2	93.5	<23	29.1	11.9	<18	22.8	93.9	631	93.5	283	97.1	35
TPE2900	0.50-	150221-73	18/02/2015	21/02/2015	13/05/2015	36.5	107	16.6	475	88.8	64.2	124	60.3	41.1	153	106	<23	191	148	41.7	157	108	2200	96.4	384	104	216
TPE2900	1.40-	150221-73	18/02/2015	21/02/2015	14/03/2015	437	102	<12	1100	201	155	227	142	76.5	618	98.9	44.9	517	1370	99.6	1120	99.2	9750	96.7	2470	99.9	1180
TPE2901	0.50-	150221-72	19/02/2015	21/02/2015	05/05/2015	50.9	97.8	15.6	419	380	456	668	300	218	435	93.5	81.3	540	81.7	238	89.3	97.1	4870	109	361	95.4	537
TPE2901	1.50-	150221-72	19/02/2015	21/02/2015	11/03/2015	10.7	102	<12	51	33	<15	88.1	35.6	<14	97.6	99.2	<23	67.7	27.8	23.9	56.9	103	708	111	149	103	66.8
TPE2901	2.70-	150221-72	19/02/2015	21/02/2015	12/03/2015	15.9	105	<12	42.4	31.6	37.6	92.6	38.3	24.4	75.2	105	<23	75.5	38.3	24.2	98.2	105	835	121	158	105	82.4
TPE2902	0.50-	150221-72	19/02/2015	21/02/2015	06/05/2015	80.6	105	25.7	1450	201	210	361	196	91.5	324	106	57.3	340	234	138	177	104	4880	120	554	102	442
TPE2902	1.50-	150221-72	19/02/2015	21/02/2015	12/03/2015	112	107	<12	1850	247	233	341	196	142	455	104	60.5	446	373	141	302	106	6310	103	757	107	656
TPE2902	2.50-	150221-72	19/02/2015	21/02/2015	12/03/2015	56.8	99.3	20.2	3780	219	176	295	118	95	291	97.9	37.2	303	394	96.3	267	99.5	7170	114	657	101	360
TPE2902	3.50-	150221-72	19/02/2015	21/02/2015	12/03/2015	<8	95.2	<12	18.6	<14	40.8	69.7	<24	22.1	45.4	93.3	<23	36.7	<10	<18	18.4	94.1	398	110	104	97.4	42.5
TPE2903	0.50-	150221-72	19/02/2015	21/02/2015	05/05/2015	82.3	98	<12	187	331	283	445	186	163	333	94.7	63.2	609	90.3	149	118	99.7	4040	95.1	508	99	497
TPE2903	1.50-	150221-72	19/02/2015	21/02/2015	16/03/2015	28.6	97.8	<12	125	877	1090	1760	796	652	1090	96.2	279	831	66	672	96.5	99.4	9540	98.5	479	98.4	703
TPE2903	2.50-	150221-72	19/02/2015	21/02/2015	16/03/2015	23.7	99.4	13.3	116	186	228	379	215	138	256	96.7	54.3	303	55.8	152	100	101	2880	101	367	99.8	295
TPE2903	3.50-	150221-72	19/02/2015	21/02/2015	16/03/2015	29.3	103	<12	96.4	121	134	263	115	67	189	103	38.7	216	51.6	87.1	126	103	2110	119	325	104	246
TPE2903	4.50-	150221-72	19/02/2015	21/02/2015	16/03/2015	9.84	98.9	<12	46.9	79.4	90.5	134	67.9	39.5	78.7	97	<23	88.1	20.7	51.3	40.7	97.8	962	103	108	96.1	106
TPE2920	0.50-	150108-60	05/01/2015	08/01/2015	14/01/2015	24.6	102	18.5	189	452	486	693	463	265	503	91.5	125	1230	29.6	359	25.1	102	6640	89.2	797	101	989
TPE2920	1.50-	150108-60	05/01/2015	08/01/2015	14/01/2015	55.1	108	<12	60.6	<14	27.3	81.1	40.5	16.4	60	100	<23	43.1	60.8	<18	109	106	738	110	83.3	105	100
TPE2943	0.50-	150221-73	18/02/2015	21/02/2015	12/05/2015	416	92.3	179	570	4170	7020	9320	5960	3060	4140	94.9	1630	5230	310	4730	206	93	53700	109	2080	92.8	4690
TPE2943	1.50-	150221-73	18/02/2015	21/02/2015	12/03/2015	72.7	97.8	16.7	274	419	581	783	535	250	505	106	127	516	156	405	53.1	96.8	5590	126	254	97.6	645
TPE2944	0.50-	150225-89	23/02/2015	25/02/2015	18/03/2015	19.1	95.3	<12	54.6	233	272	319	227	127	230	90.2	70.4	283	30.1	187	35.4	94.1	2570	99	227	92.5	255
TPE2944	1.50-	150225-89	23/02/2015	25/02/2015	18/03/2015	<8	99.7	<12	<16	<14	<15	<15	<24	<14	<10	94.5	<23	<17	<10	<18	<9	101	<118	101	<15	98	<15
TPE2944	2.50-	150225-89	23/02/2015	25/02/2015	17/03/2015	<8	93.4	<12	<16	<14	<15	27.7	<24	<14	<10	87.9	<23	28.5	<10	<18	<9	95	150	94.1	71.8	91.4	22
TPE2944	3.50-	150225-89	23/02/2015	25/02/2015	17/03/2015	23	95.9	<12	<16	<14	<15	23.1	<24	<14	<10	91	<23	<17	<10	<18	<9	96.8	122	97.3	75.7	93.9	<15
TPE2944	4.70-	150225-89	23/02/2015	25/02/2015	18/03/2015	<8	98.2	<12	<16	<14	<15	22.7	<24	<14	25.3	92.5	<23	<17	<10	<18	<9	99.2	<118	95.1	54.2	96.5	<15
TPE2945	0.50-	150221-72	19/02/2015	21/02/2015	06/05/2015	25.7	103	14.2	72.5	85.4	116	140	115	70.4	168	99.2	37.8	121	47.2	85.6	238	102	1770	112	266	105	170
TPE2945	1.50-	150221-72	19/02/2015	21/02/2015	12/03/2015	<8	97.8	<12	<16	<14	<15	21.4	<24	<14	23.1	92.4	<23	<17	<10	<18	13.3	97.7	<118	104	48.8	99.8	<15
TPE2945	2.50-	150221-72	19/02/2015	21/02/2015	12/03/2015	<8	101	<12	<16	<14	<15	<15	<24	<14	<10	90	<23	<17	<10	<18	<9	104	<118	86.2	39.9	99.5	<15
TPE2945	3.50-	150221-72	19/02/2015	21/02/2015	11/03/2015	<8	95.4	<12	<16	<14	<15	30.9	<24	<14	30.9	91.6	<23	<17	<10	<18	9.65	94.9	162	102	90.6	98.1	<15
TPE2945	4.50-	150221-72	19/02/2015	21/02/2015	12/03/2015	<8	103	<12	<16	<14	<15	28.5	<24	<14	28.7	97.1	<23	<17	<10	<18	<9	103	135	107	78.1	104	<15
TPE2946	0.50-	150221-72	19/02/2015	21/02/2015	05/05/2015	<8	99.9	<12	49.2	57.5	43.4	79.7	30.1	29.1	72.2	96.6	<23	82.8	21.8	25.4	35.8	101	719	99.1	109	101	82.9
TPE2946	1.50-	150221-72	19/02/2015	21/02/2015	11/03/2015	17	109	<12	66.8	64	71.2	107	62.2	46.3	99.9	103	<23	122	36.9	46.3	72.9	109	1130	101	160	108	154
TPE2946	2.50-	150221-72	19/02/2015	21/02/2015	16/03/2015	<8	104	<12	<16	<14	<15	16.9	<24	<14	21.6	99.9	<23	<17	<10	<18	<9	104	<118	114	50.9	105	<15
TPE2946	3.50-	150221-72	19/02/2015	21/02/2015	11/03/2015	<8	108	<12	20.9	26.8	<15	69.6	<24	<14	58.6	106	<23	34	<10	<18	33.8	106	428	122	152	106	32
TPE2947	0.50-	150221-72	19/02/2015	21/02/2015	11/03/2015	18.1	99.9	<12	34.7	57.6	47.5	80.4	37.3	23.1	63.2	93	<23	74.5	23.1	30.2	79.3	97.8	762	107	115	98.3	78.5
TPE2947	1.50-	150221-72	19/02/2015	21/02/2015	12/03/2015	<8	115	<12	<16	<14	<15	<15	<24	<14	<10	108	<23	<17	<10	<18	<9	114	<118	116	27.6	115	<15
TPE2947	2.50-	150221-72	19/02/2015	21/02/2015	12/03/2015	<8	95	<12	<16	<14	<15	21	<24	<14	23.4	90.4	<23	<17	<10	<18	<9	94.5	<118	101	53.6	97.3	<15
TPE2947	3.50-	150221-72	19/02/2015	21/02/2015	11/03/2015	192	109	<12	34.7	32.8	<15	43.5	<24	<14	49	104	<23	28.3	75.3	<18	112	108	761	113	166	110	27.4
TPE2949	0.50-	150221-72	19/02/2015	21/02/2015	06/05/2015	16.1	99.6	<12	34	61.3	51.6	81.1	46.2	28.3	151	96.2	<23	210	63	34.7	127	99	1380	109	276	102	198
TPE2949	1.50-	150221-72	19/02/2015	21/02/2015	12/03/2015	<8	99.5	<12	<16	18.9	<15	<15	<24	<14	<10	96.3	<23	<17	<10	<18	28.9	99.2	<118	110	<15	102	<15
TPE2949	2.50-	150221-72	19/02/2015	21/02/2015	12/03/2015	15.7	102	<12	<16	22.5	<15	<15	<24	<14	<10	98.5	<23	<17	19.4	<18	2820	101	2960	112	58.6	105	22.3
TPE2949	3.50-	150221-72	19/02/2015	21/02/2015	12/03/2015	24.3	95.1	<12	<16	20.2	<15	18.9	<24	<14	16.8	89.8	<23	23.3	24.7	<18	4100	95.3	4340	100	84.7	97.2	24.3
TPE2949	4.50-	150221-72	19/02/2015	21/02/2015	12/03/2015	16.8	97.8	<12	<16	20.6	<15	22.4	<24	<14	21.9	94.1	<23	21.2	15.3	<18	1680	97.8	1910	107	79.4	101	23.5
TPE2950	0.50-	150221-72	19/02/2015	21/02/2015	12/03/2015	13.9	97.5	<12	17.5	58	81.1	128	85.8	53.9	112	93.1	24.7	119	11.9	61.6	42	98.2	1090	101	167	101	109
TPE2950	1.50-	150221-72	19/02/2015	21/02/2015	12/03/2015	<8	102	<12	<16	31.3	22.9	92.6	<24	<14	134	93.9	<23	58.2	<10	20.3	33.6	102	717	96.4	278	102	46.2
TPE2950	2.50-	150221-72	19/02/2015	21/02/2015	12/03/2015	27.4	103	<12	80.8	29.4	20.2	24.7	<24	<14	57.5	95.4	<23	62.2	45.9	<18	76.7	102	651	98.8	152	103	74.4
TPE2950	3.50-	150221-72	19/02/2015	21/02/2015	12/03/2015	12.1	104	<12	<16	76.4	68.2	178	70.5	43.1	156	87.6	<23	164	36.7	50.8	799	104	2140	88.1	364	97.6	118
TPE2950	4.50-	150221-72	19/02/2015	21/02/2015	12/03/2015	214	103	67.8	82	39.7	<15	22.3	<24	<14	43.1	97.8	<23	40.4	124	<18	979	103	1970	103	307	105	53.9
TPE2951	0.50-	150221-72	19/02/2015	21/02/2015	06/05/2015	<8	97.1	<12	46.2	317	356	416	253	192	446	93	66.9	790	<10	205	47.3	97.2	4210	105	362	99.5	709
TPE2951	1.50-	150221-72	19/02/2015	21/02/2015	12/03/2015	<8	97.9	<12	<16	19.6	<15	46.6	<24	<14	82.7	93.6	<23	30.3	<10	<18	27	98	389	106	163	101	20.6
TPE2951	2.50-	150221-72	19/02/2015	21/02/2015	12/03/2015	<8	109	<12	<16	<14	19.6	114	34	<14	127	106	<23	47.8	<10	23.3	41.2	110	738	120	291	108	39.9
TPE2952	0.50-	150221-72	19/02/2015	21/02/2015	12/03/2015	<8	98.2	<12	<16	29.3	<15	68.2	<24	<14	120	93.3	<23	24.4	<10	<18	41.8	98.4	566	102	264	100	18.1
TPE2952	0.50-	150223-9	20/02/2015	23/02/2015	13/05/2015	157	98.6	<12	292	212	475	587	478	210	296	98.7	114	317	307	331	91.4	97	5060	124	727	97.1	465
TPE2952	1.50-	150221-72	19/02/2015	21/02/2015	12/03/2015	<8	98.4	<12	<16	<14	<15	78.4	<24	<14	86.4	96.4	<23	25	<10	<18	30.8	99	434	109	193	97.9	20.8
TPE2952	1.50-	150223-9	20/02/2015	23/02/2015	16/03/2015	<8	96.4	<12	<16	49.8	75	116	77.5	42.3	111	103	<23	159	<10	56.8	17.3	96.2	1070	108	217	97.3	151
TPE2952	2.50-	150221-72	19/02/2015	21/02/2015	12/03/2015	<8	95.6	<12	<16	21.2	30.9	103	34.9	22.2	110	93.4	<23	55.4	<10	28.8	39.7	95.5	714	105	220	95.2	49.3
TPE2952	2.50-	150223-9	20/02/2015	23/02/2015	17/03/2015	<8	96.8	<12	36.1	178	174	250	112	86.5	233	93.4	40.7	248	<10	91	49.9	97.4	1950	106	238	94.7	216
TPE2952	3.50-	150221-72	19/02/2015	21/02/2015	13/03/2015	35.4	102	<12	71	248	251	523	204	175	344	90.2	70.1	545	102	141	181	101	3860	92.4	502	99.9	471
TPE2952	3.50-	150223-9	20/02/2015	23/02/2015	16/03/2015	23	95.4	<12	31.6	23.5	25.3	99.2	<24	<14	128	93.5	<23	47.4	39.5	22.5	121	95.8	885	106	269	92.7	55.4
TPE2952	4.50-	150221-72	19/02/2015	21/02/2015	13/03/2015	77.1	104	18.6	141	253	183	381	134	133	295	103	46	550	139	109	101	104	3290	111	224	105	501
TPE2952	4.50-	150223-9	20/02/2015	23/02/2015	17/03/2015	64.9	110	<12	144	336	332	478	201	172	414	104	73.5	504	134	162	468	110	4440	115	473	106	483
TPE2953	0.50-	150221-72	19/02/2015	21/02/2015	05/05/2015	20.8	100	<12	33.5	<14	<15	67.1	<24	<14	82.9	99.1	<23	41.9	44.2	<18	85.6	100	704	112	256	102	71.9
TPE2953	1.50-	150221-72	19/02/2015	21/02/2015	11/03/2015	<8	104	<12	<16	<14	<15	<15	<24	<14	<10	98.9	<23	<17	12.9	<18	113	103	158	107	32.1	106	<15
TPE2953	2.50-	150221-72	19/02/2015	21/02/2015	12/03/2015	29.9	106	<12	62.7	67.2	59.5	136	56.8	35.2	162	106	<23	106	67.7	41.5	171	105	1450	116	287	107	169
TPE2953	3.50-	150221-72	19/02/2015	21/02/2015	11/03/2015	<8	103	<12	<16	<14	<15	<15	<24	<14	<10	96.9	<23	<17	<10	<18	33.3	105	<118	88.1	24.3	103	<15
TPE2953	4.30-	150221-72	19/02/2015	21/02/2015	11/03/2015	14.8	105	<12	<16	20.8	<15	21.2	<24	<14	32.5	104	<23	<17	21.2	<18	81.1	107	284	97.7	69.7	104	22.7
TPE2953A	0.50-	150221-72	19/02/2015	21/02/2015	06/05/2015	8.87	110	<12	27.6	102	106	184	98.7	58.5	181	103	28.8	156	18.2	69.6	84.9	109	1540	101	249	105	171
TPE2953A	1.50-	150221-72	19/02/2015	21/02/2015	13/03/2015	405	102	180	737	395	587	665	606	321	750	99.2	268	801	1110	309	886	101	11600	118	2170	103	1420
TPE2953A	2.50-	150221-72	19/02/2015	21/02/2015	13/03/2015	125	122	55	335	178	146	162	153	80.1	662	124	66.2	251	420	95.2	1020	125	5160	122	948	121	459
TPE2953A	3.50-	150221-72	19/02/2015	21/02/2015	25/02/2015	-	-	-	-	-	-	-	-	-	-	-	-	-	-	-	-	-	-	-	-	-	-
TPE2953A	4.30-	150221-72	19/02/2015	21/02/2015	13/03/2015	17.3	117	<12	28	<14	<15	38.1	<24	<14	42.8	113	<23	<17	33.1	<18	56.4	117	352	119	110	116	26.4
TPE2960	0.50-	150108-60	05/01/2015	08/01/2015	11/02/2015	<8	95.4	<12	<16	76.6	76.6	148	77	53.7	99	105	<23	102	<10	56.8	23.2	99.1	873	102	82.7	93	77.3
TPE2960	1.50-	150108-60	05/01/2015	08/01/2015	14/01/2015	<8	109	<12	21.3	108	93.5	161	65.6	40.8	93.8	107	<23	138	<10	51.2	15.8	104	1000	108	99.9	107	112
TPE2977	0.50-	150225-89	23/02/2015	25/02/2015	15/05/2015	31.3	95.4	<12	67.8	300	352	479	220	168	316	91.2	81.4	326	18.4	189	91.4	95.6	3420	104	303	92.9	472
TPE2980	0.50-	150225-89	23/02/2015	25/02/2015	14/05/2015	726	93.6	88.3	652	3570	4230	5400	2770	1920	3750	89.4	856	4730	555	2360	305	95.5	38800	102	2630	90.8	4200
TPE2980	1.20-	150225-89	23/02/2015	25/02/2015	17/03/2015	83.5	104	<12	200	384	472	587	345	230	510	101	100	463	116	267	90.9	102	4760	117	389	102	526
TPE2982	0.50-	150223-9	20/02/2015	23/02/2015	17/03/2015	21.4	102	<12	56.1	98.3	118	157	84.5	64.8	108	101	32.3	129	<10	71.2	106	103	1350	111	155	99.8	147
TPE2982	1.00-	150223-9	20/02/2015	23/02/2015	17/03/2015	21.8	102	<12	<16	<14	<15	22.8	<24	<14	20.3	95.6	<23	22.3	<10	<18	140	104	296	103	44.3	100	24.8
TPE2982	2.00-	150223-9	20/02/2015	23/02/2015	17/03/2015	843	97.6	1320	58.6	32.6	<15	48.4	<24	<14	54.8	90.9	<23	45.8	243	<18	2990	95.7	5980	95.1	310	93.6	31.3
TPE2982	3.00-	150223-9	20/02/2015	23/02/2015	17/03/2015	40.4	95.8	<12	20.8	<14	<15	50	<24	<14	74.9	89.9	<23	31	30.9	<18	179	97.2	703	96.4	252	93.7	24.1
TPE2983	0.50-	150221-72	19/02/2015	21/02/2015	12/03/2015	11	88.8	<12	26.7	70.3	83.2	143	73.1	51.2	99.7	85	<23	92.7	23.8	56.7	56.6	91.4	1040	84.9	150	90.7	100
TPE2983	1.50-	150221-72	19/02/2015	21/02/2015	16/03/2015	29.7	105	<12	74.5	173	142	263	103	75.9	168	101	30.2	266	61.8	81.7	76.1	103	2050	115	270	102	239
TPE2983	2.50-	150221-72	19/02/2015	21/02/2015	12/03/2015	<8	98.8	<12	<16	69.9	<15	85.9	<24	<14	182	89	<23	49.5	<10	<18	56.9	99.7	1110	88.3	662	99.3	<15
TPE2983	3.50-	150221-72	19/02/2015	21/02/2015	12/03/2015	<8	102	<12	<16	25.7	<15	47.8	<24	<14	95	94.2	<23	25	19.9	<18	20	101	522	98.3	288	102	<15
TPE2983	4.50-	150221-72	19/02/2015	21/02/2015	12/03/2015	<8	103	<12	<16	<14	<15	36.7	<24	<14	42.1	95.1	<23	<17	<10	<18	12.6	103	227	98.7	135	104	<15
TPE2984	0.50-	150221-72	19/02/2015	21/02/2015	06/05/2015	24.4	95.7	14.9	101	142	212	307	179	97.9	242	92	56.8	236	63.8	136	150	94.4	2580	105	313	97.3	306
TPE2984	1.50-	150221-72	19/02/2015	21/02/2015	16/03/2015	<8	95.2	<12	32.4	91.9	93.2	136	82.1	47.6	101	95.3	<23	114	23.5	58	64.7	94.3	1090	101	112	92.8	132
TPE2984	2.50-	150221-72	19/02/2015	21/02/2015	12/03/2015	760	103	225	79.8	37.4	<15	45.2	<24	<14	65.2	97.4	<23	47.4	223	<18	497	104	2390	100	350	105	57.8
TPE2984	3.70-	150221-72	19/02/2015	21/02/2015	12/03/2015	1190	98.5	<12	139	49.1	29.3	54.1	<24	<14	72.4	93.5	<23	63.8	317	<18	484	95.6	3000	106	511	101	85.2
TPE2986	0.50-	150223-9	20/02/2015	23/02/2015	18/03/2015	<8	95.9	<12	52.5	58	61.5	108	49.5	30.5	102	90.6	<23	110	26.8	37.4	194	95.1	1150	104	183	93	134
TPE2986	1.50-	150223-9	20/02/2015	23/02/2015	17/03/2015	<8	97.9	<12	33.3	53.9	69.8	115	51.2	34.5	102	93.9	<23	90.4	12.8	40.5	155	98	1010	107	143	95.1	108
TPE2986	2.50-	150223-9	20/02/2015	23/02/2015	17/03/2015	14.3	96.3	<12	<16	<14	<15	23.4	<24	<14	26.5	88.7	<23	<17	<10	<18	183	98.1	318	96.1	70.1	95	<15
TPE2986	3.50-	150223-9	20/02/2015	23/02/2015	17/03/2015	<8	99.1	<12	<16	<14	<15	27.5	<24	<14	25.6	94.2	<23	<17	23.6	<18	73.3	98.6	242	104	74.6	97.9	17.7
TPE2986	4.50-	150223-9	20/02/2015	23/02/2015	17/03/2015	<8	99.5	<12	393	87.3	58.2	72	26.9	<14	123	94.7	<23	148	573	<18	648	96.3	3690	104	1340	96.1	223
TPE2987	0.50-	150221-72	19/02/2015	21/02/2015	05/05/2015	41.2	99.9	<12	105	365	318	580	218	187	364	95.5	77.2	435	70	197	252	98.3	3960	112	253	97.7	495
TPE2987	1.50-	150221-72	19/02/2015	21/02/2015	16/03/2015	22	101	<12	19.5	23.3	31	49.3	28.8	<14	36.1	96.8	<23	66.2	<10	<18	434	98.4	845	115	62.7	99.1	71.7
TPE2987	2.50-	150221-72	19/02/2015	21/02/2015	11/03/2015	<8	104	<12	<16	19.1	<15	21.7	<24	<14	22.8	106	<23	<17	<10	<18	138	108	277	101	75.4	103	<15
TPE2987	3.50-	150221-72	19/02/2015	21/02/2015	12/03/2015	<8	118	<12	<16	29.8	<15	24.5	<24	<14	49.9	118	<23	39.1	16.4	<18	362	120	656	113	94.6	117	39.6
TPE2987	4.00-	150221-72	19/02/2015	21/02/2015	11/03/2015	21.7	105	<12	25.9	81.7	73.8	153	81.6	49.4	168	103	<23	140	45.7	59.5	149	106	1380	98.5	192	104	142
TPE2988	0.50-	150221-72	19/02/2015	21/02/2015	05/05/2015	27.2	97.6	<12	73.9	117	126	230	108	59.8	175	93.3	33.1	186	47.3	82.2	76.5	96.7	1850	110	265	94.9	238

Monitor Phase 69

Excavation
No furter action

Commercial >1m

Trial Pit	Sample Depth	SDG ID.	Date Sampled	Received On	Date Complete	Acenaphthene	Acenaphthene-d10 % recovery**	Acenaphthylene	Anthracene	Benz(a)anthracene	Benzo(a)pyrene	Benzo(b)fluoranthene	Benzo(g,h,i)perylene	Benzo(k)fluoranthene	Chrysene	Chrysene-d12 % recovery**	Dibenzo(a,h)anthracene	Fluoranthene	Fluorene	Indeno(1,2,3-cd)pyrene	Naphthalene	Naphthalene-d8 % recovery**	PAH, Total Detected USEPA 16	Perylene-d12 % recovery**	Phenanthrene	Phenanthrene-d10 % recovery**	Pyrene
						µg/kg	%	µg/kg	µg/kg	µg/kg	µg/kg	µg/kg	µg/kg	µg/kg	µg/kg	%	µg/kg	µg/kg	µg/kg	µg/kg	µg/kg	%	µg/kg	%	µg/kg	%	µg/kg
TPE2988	1.50-	150221-72	19/02/2015	21/02/2015	11/03/2015	26.8	97	<12	28.7	29.5	16.7	62.3	<24	<14	196	94.2	<23	66.3	56.6	<18	192	96.8	1300	107	562	99.5	63.3
TPE2988	2.50-	150221-72	19/02/2015	21/02/2015	12/03/2015	2150	99.8	211	1540	3060	2790	3640	1800	1500	3860	93.1	614	7580	1760	1530	708	99.1	45400	113	6320	99.8	6300
TPE2988	3.50-	150221-72	19/02/2015	21/02/2015	12/03/2015	207	105	90.5	308	65.5	40	60.7	33.8	21.4	79.2	108	<23	147	487	20.3	249	104	2910	117	823	108	276
TPE2988	4.30-	150221-72	19/02/2015	21/02/2015	11/03/2015	492	97.7	105	321	67.2	56.4	59.2	44.2	25.4	144	97.7	<23	178	751	21.8	311	99.2	3940	116	1010	99.6	355
TPE2990	0.50-	150221-72	19/02/2015	21/02/2015	06/05/2015	<8	98.7	<12	29.4	63	83	103	120	44.4	110	95.1	<23	106	31.2	63.3	127	97.8	1250	109	217	101	149
TPE2990	1.50-	150221-72	19/02/2015	21/02/2015	11/03/2015	17	109	<12	53.9	93	99.4	190	145	51	133	106	30.2	177	75.1	76.3	227	107	1930	117	346	110	220
TPE2990	2.50-	150221-72	19/02/2015	21/02/2015	13/03/2015	<8	95.5	<12	37.9	60.3	91.1	140	172	48.9	143	90.3	29.5	138	52.6	77.9	160	95.8	1660	102	320	96.8	192
TPE2990	3.50-	150221-72	19/02/2015	21/02/2015	12/03/2015	16	108	13.5	47.3	125	138	239	147	78.4	160	106	32.6	252	48	99.3	184	106	2090	118	241	108	273
TPE3021	0.50-	150225-89	23/02/2015	25/02/2015	18/03/2015	<8	92.7	<12	870	1150	1040	2400	693	2320	1440	89.2	<23	1450	167	591	204	92.7	14500	102	857	90.4	1290
TPE3022	0.50-	150225-89	23/02/2015	25/02/2015	14/05/2015	513	98.5	31.4	444	472	586	478	457	250	534	105	126	704	391	369	180	98.9	7120	120	780	95.8	805
TPE3022	1.50-	150225-89	23/02/2015	25/02/2015	17/03/2015	<8	102	<12	200	47.2	22.2	40.8	<24	22.7	54.1	99.4	<23	77.5	141	<18	58.6	103	1110	104	364	102	77.1
TPE3022	2.50-	150225-89	23/02/2015	25/02/2015	17/03/2015	1200	104	<12	969	72.1	35.2	58.9	<24	22.2	84.5	101	<23	195	1300	<18	255	99.9	7870	110	3460	103	220
TPE3023	0.50-	150221-73	18/02/2015	21/02/2015	12/05/2015	13	97.9	15.5	22.8	95.2	134	150	154	65.2	129	82.2	40.1	151	14	101	68.7	73.3	1450	95	96.1	86.8	198
TPE3023	1.50-	150221-73	18/02/2015	21/02/2015	13/03/2015	281	94.3	<12	375	<14	<15	41.3	<24	<14	99.4	99.4	<23	<17	280	<18	<9	95.9	1630	112	412	94.7	141
TPE3023	2.50-	150221-73	18/02/2015	21/02/2015	12/03/2015	30	102	<12	27.9	18.8	<15	<15	<24	<14	19.5	103	<23	<17	22.9	<18	11.9	101	216	101	65.1	102	20.3
TPE3023	3.60-	150221-73	18/02/2015	21/02/2015	12/03/2015	12.4	95.8	<12	<16	<14	<15	31.6	<24	<14	27	92.3	<23	<17	<10	<18	<9	96.9	127	105	56.2	96.5	<15
TPE3024	0.50-	150221-73	18/02/2015	21/02/2015	13/03/2015	11.3	105	<12	42.9	38.2	47	90.5	33.5	26.2	78.1	116	<23	82.6	22.1	25.7	15.6	100	755	124	108	121	133
TPE3024	1.50-	150221-73	18/02/2015	21/02/2015	12/03/2015	<8	102	<12	<16	16.1	<15	20.9	<24	<14	27.6	98.9	<23	<17	<10	<18	<9	102	131	90.5	46.8	102	19.5
TPE3024	2.50-	150221-73	18/02/2015	21/02/2015	12/03/2015	28	99.3	<12	48.1	58.7	42.9	80.2	40.6	32.4	141	99.9	<23	68.5	25	31.3	25.3	103	825	95.4	96.9	99.9	107
TPE3024	3.50-	150221-73	18/02/2015	21/02/2015	13/03/2015	200	104	24.1	440	783	882	1170	717	489	677	102	247	916	261	624	173	102	9640	108	641	105	1400
TPE3024	4.50-	150221-73	18/02/2015	21/02/2015	12/03/2015	59.4	106	<12	120	260	252	427	191	139	422	108	67.6	325	70.7	163	75.6	105	3270	107	248	104	450
TPE3026	0.50-	150223-9	20/02/2015	23/02/2015	18/03/2015	10.4	98.8	<12	22.7	72.2	94.9	125	52.1	39.7	113	94.2	<23	99.6	<10	44.9	44	98.4	850	110	22.2	95.7	109
TPE3026	1.50-	150223-9	20/02/2015	23/02/2015	16/03/2015	<8	96.2	<12	<16	<14	<15	28.2	<24	<14	<10	91.2	<23	<17	<10	<18	<9	91.3	<118	100	68.8	93.7	<15
TPE3026	2.50-	150223-9	20/02/2015	23/02/2015	16/03/2015	<8	96.9	<12	<16	63.8	76.4	116	44.6	34.2	88.4	93.2	<23	83.5	<10	36.3	27.1	96.9	772	110	116	93.9	85.4
TPE3026	3.50-	150223-9	20/02/2015	23/02/2015	16/03/2015	<8	95.2	<12	20.3	<14	<15	34.9	<24	<14	<10	91.8	<23	29	17.6	<18	<9	96.5	211	105	81.5	94.8	27.5
TPE3026	4.50-	150223-9	20/02/2015	23/02/2015	17/03/2015	<8	97.9	<12	38.9	33.2	27.5	370	48.3	21.9	90.5	97.5	44.7	171	94.7	28.2	54.9	91.2	2400	96	1220	94	151
TPE3027	0.50-	150225-89	23/02/2015	25/02/2015	14/05/2015	11.4	98.1	<12	18.6	59.4	56.1	62.8	45.4	33.2	70.8	104	<23	75.5	14.3	36	61	96.8	706	115	88.5	98.1	72.6
TPE3027	1.60-	150225-89	23/02/2015	25/02/2015	18/03/2015	18.8	94.8	<12	25.4	48.6	68.6	103	58.1	35.1	62.3	92	<23	71.2	21.1	44.8	48.3	92.9	788	103	112	92.3	70.5
TPE3027	2.40-	150225-89	23/02/2015	25/02/2015	17/03/2015	<8	97.1	<12	<16	37.7	36.7	49.7	<24	22.3	35.4	92.9	<23	41.1	<10	<18	22.8	95.6	336	108	42.4	94.1	47.7
TPE3029	0.50-	150225-89	23/02/2015	25/02/2015	18/03/2015	<8	99.9	<12	302	109	57.5	83.1	30.7	21.6	144	90.7	<23	131	396	21.3	329	98.7	2840	100	976	94.6	243
TPE3029	1.50-	150225-89	23/02/2015	25/02/2015	18/03/2015	<8	104	<12	344	88.8	46.2	57.4	<24	<14	105	98.9	<23	112	547	<18	766	99.4	3430	114	1150	98.8	207
TPE3029	2.50-	150225-89	23/02/2015	25/02/2015	17/03/2015	155	97.6	<12	58.6	32.9	16.2	35	<24	<14	45	94.6	<23	54.5	62.7	<18	878	97.7	1570	111	176	93	53.1
TPE3029	3.30-	150225-89	23/02/2015	25/02/2015	17/03/2015	38.5	104	<12	141	126	104	206	79.2	58.4	167	94.7	27.8	218	98.7	59.2	537	104	2380	96.6	286	100	230
TPE3030	0.50-	150223-9	20/02/2015	23/02/2015	13/05/2015	<8	105	<12	102	275	283	411	166	151	332	99.2	61.9	428	41.2	143	183	103	3340	116	302	102	460
TPE3030	1.60-	150223-9	20/02/2015	23/02/2015	17/03/2015	<8	82.3	<12	61.8	22.3	31.5	50.4	<24	<14	51.6	80.9	<23	44.8	73.6	<18	169	82.8	887	92.6	302	80.3	80.4
TPE3030	2.40-	150223-9	20/02/2015	23/02/2015	17/03/2015	68.2	96.5	<12	36.2	<14	<15	112	<24	<14	145	92.9	<23	54.7	77.3	<18	967	98.9	1920	103	423	95.9	32.4
TPE3030	3.70-	150223-9	20/02/2015	23/02/2015	17/03/2015	<8	103	<12	214	63.9	43.1	68.5	<24	<14	110	102	<23	94.4	191	<18	966	103	2400	115	497	101	153
TPE3032	0.50-	150223-9	20/02/2015	23/02/2015	17/03/2015	<8	96.8	<12	17.5	37	54.6	100	42.6	21.4	121	94.6	<23	72.4	<10	31.5	33.2	96.1	756	111	127	94.4	97.1
TPE3032	1.50-	150223-9	20/02/2015	23/02/2015	17/03/2015	<8	99.7	<12	<16	<14	<15	<15	<24	<14	<10	92.9	<23	<17	<10	<18	<9	94.8	<118	102	21.9	94.9	<15
TPE3032	2.50-	150223-9	20/02/2015	23/02/2015	17/03/2015	<8	97.8	<12	<16	<14	<15	<15	<24	<14	13.1	92.3	<23	<17	<10	<18	<9	99.5	<118	99.6	31.2	96	<15
TPE3032	3.40-	150223-9	20/02/2015	23/02/2015	17/03/2015	<8	97.3	<12	<16	31.9	25	64.9	<24	15.5	25	102	<23	41.3	13.8	<18	21.7	95.1	406	107	126	96.3	41.8
TPE3033	0.50-	150225-89	23/02/2015	25/02/2015	18/03/2015	356	92.5	<12	362	116	96.6	157	65.5	53.8	219	87.4	<23	226	463	48.1	1090	99.1	4630	97.7	974	89.6	407
TPE3033	1.50-	150225-89	23/02/2015	25/02/2015	17/03/2015	12	106	<12	25.2	<14	<15	38.6	<24	<14	39.4	103	<23	29.9	28.8	<18	60.4	105	385	108	113	103	37.1
TPE3033	2.70-	150225-89	23/02/2015	25/02/2015	18/03/2015	<8	97.6	<12	<16	<14	<15	<15	<24	<14	<10	92.4	<23	<17	<10	<18	<9	96.9	<118	107	<15	94.4	<15
TPE3034	0.50-	150221-72	19/02/2015	21/02/2015	28/04/2015	14.6	101	<12	45.2	145	218	292	237	119	261	98.1	68.4	269	28.4	169	119	101	2550	112	288	104	280
TPE3034	1.50-	150221-72	19/02/2015	21/02/2015	13/03/2015	<8	99.7	<12	<16	27.9	28.7	50.1	36.6	<14	95.7	95.7	<23	51.5	<10	21.2	31.1	98.2	550	111	162	101	45.2
TPE3034	2.50-	150221-72	19/02/2015	21/02/2015	12/03/2015	799	109	61.2	1080	231	187	404	129	89.7	594	116	52.8	552	1100	78.7	2510	108	11000	126	1910	112	1190
TPE3035	0.50-	150129-105	28/01/2015	29/01/2015	09/02/2015	133	103	73.2	363	451	764	1200	651	383	693	105	185	890	251	456	211	100	9250	113	847	102	1700
TPE3035	1.30-	150129-105	28/01/2015	29/01/2015	07/02/2015	1600	96	<60	2150	974	1040	1820	828	559	2030	105	<115	2300	2120	551	1530	94.9	25700	110	3980	92.7	4220
TPE3036	0.50-	150129-105	28/01/2015	29/01/2015	17/03/2015	<8	99.3	13.9	50.6	55.8	108	198	151	49.2	67.7	100	32.4	101	<10	95.3	20.5	98.1	1180	108	123	96.9	112
TPE3036	1.80-	150129-105	28/01/2015	29/01/2015	07/02/2015	36800	126	<120	33200	4780	3660	4190	2090	<140	9450	115	<230	12100	67800	<180	470000	118	784000	115	107000	96.3	32700
TPE3037	0.50-	150129-105	28/01/2015	29/01/2015	09/02/2015	16.3	97.7	<12	32	151	199	310	214	96.9	218	99.2	52.3	268	28.1	146	51.4	96.8	2340	106	264	95.4	289
TPE3037	1.50-	150129-105	28/01/2015	29/01/2015	09/02/2015	<8	97.4	<12	22.5	79.3	155	253	310	64.4	133	102	41.8	140	<10	159	28.9	97.9	1680	102	150	97.9	141
TPE3049	0.50-	150108-60	05/01/2015	08/01/2015	16/01/2015	<8	95.1	<12	38.6	136	166	293	290	84.2	174	117	52.4	168	<10	173	35	97.6	1870	124	118	95.7	144
TPE3049	1.50-	150108-60	05/01/2015	08/01/2015	14/01/2015	<8	107	<12	<16	<14	18.5	65.2	28.6	<14	50.4	97.6	<23	24.1	<10	<18	27.6	104	348	104	111	106	22.7
TPE3060	0.50-	150221-73	18/02/2015	21/02/2015	13/03/2015	14.9	92.3	<12	86.4	128	145	234	165	83.5	184	98.3	50.1	181	42.5	102	11	94	1810	112	90.9	92.5	296
TPE3060	1.50-	150221-73	18/02/2015	21/02/2015	13/03/2015	18.7	101	<12	135	153	130	164	75.6	98.3	233	103	31.4	223	90.3	70.5	<9	99.9	2080	106	317	101	344
TPE3060	2.50-	150221-73	18/02/2015	21/02/2015	12/03/2015	23.5	102	<12	81.2	67	73.2	111	41.4	46.8	122	105	<23	105	72.8	37.2	10.8	100	1230	105	264	101	178
TPE3060	3.50-	150221-73	18/02/2015	21/02/2015	12/03/2015	32.4	81.7	<12	67.7	76.6	58.2	86.1	41.6	32.4	65.9	82.4	<23	157	40.1	32.9	38.5	80.8	1070	97.3	207	80.6	132
TPE3060	4.50-	150221-73	18/02/2015	21/02/2015	13/03/2015	<8	101	<12	<16	16.9	<15	<15	<24	<14	18.5	97.3	<23	<17	<10	<18	<9	101	<118	89.6	60.6	101	17.8
TPE3063	0.50-	150221-72	19/02/2015	21/02/2015	12/03/2015	<8	101	<12	<16	16.1	<15	34.5	<24	<14	38.2	93.1	<23	<17	<10	<18	<9	101	166	98.3	76.9	103	<15
TPE3063	1.50-	150221-72	19/02/2015	21/02/2015	12/03/2015	<8	92.2	<12	<16	<14	<15	<15	<24	<14	20.4	88.4	<23	<17	<10	<18	<9	92.4	<118	101	28.4	91	<15
TPE3063	2.50-	150221-72	19/02/2015	21/02/2015	12/03/2015	26.2	95.5	<12	<16	<14	<15	26.7	<24	<14	24.1	93.3	<23	<17	<10	<18	<9	96.2	138	107	61.1	97.1	<15
TPE3063	3.50-	150221-72	19/02/2015	21/02/2015	12/03/2015	11.9	94.5	<12	<16	<14	<15	21.4	<24	<14	25.3	89.6	<23	<17	<10	<18	<9	94	120	101	61.2	95.8	<15
TPE3063	4.50-	150221-72	19/02/2015	21/02/2015	12/03/2015	12.9	106	<12	<16	<14	17	107	<24	<14	116	105	<23	44.6	<10	<18	25.6	107	655	117	267	106	63.5
TPE3065	0.50-	150225-89	23/02/2015	25/02/2015	18/03/2015	<8	102	<12	38.6	<14	<15	29.6	<24	<14	32.7	96.6	<23	<17	39.8	<18	65.5	103	406	111	200	99.4	<15
TPE3065	1.30-	150225-89	23/02/2015	25/02/2015	18/03/2015	24	96.3	<12	31.8	<14	<15	21.4	<24	<14	22.6	96.5	<23	<17	65.5	<18	30.3	94.5	326	111	130	93.3	<15
TPE3066	0.50-	150223-9	20/02/2015	23/02/2015	17/03/2015	<8	95.7	<12	<16	<14	<15	<15	<24	<14	<10	94.1	<23	<17	<10	<18	12.5	96.7	<118	111	<15	94.5	<15
TPE3066	1.50-	150223-9	20/02/2015	23/02/2015	17/03/2015	748	97	46	299	48.9	29.8	40.3	<24	<14	78.7	104	<23	85.9	378	<18	586	96.5	3530	111	1010	97.9	173
TPE3066	2.50-	150223-9	20/02/2015	23/02/2015	16/03/2015	109	94	<12	137	32.4	17.4	22.4	<24	<14	33.9	101	<23	53.6	59.6	<18	474	92.5	1270	107	236	96.3	96.6
TPE3066	3.50-	150223-9	20/02/2015	23/02/2015	17/03/2015	522	96.5	52.6	316	100	56.9	55.4	31	19.1	111	105	<23	151	139	<18	533	97	2800	112	494	99.9	220
TPE3067	0.50-	150223-9	20/02/2015	23/02/2015	08/05/2015	<8	96.9	<12	27.2	127	185	220	109	72.5	167	94.3	36.8	131	<10	94.5	57.2	95.4	1500	112	94.4	94.9	180
TPE3067	1.50-	150223-9	20/02/2015	23/02/2015	17/03/2015	<8	94.6	<12	<16	52.2	49.3	66.8	33.5	15.9	51.2	90.2	<23	50.8	<10	27.3	20.3	96	441	100	28.4	93.2	45.7
TPE3067	2.50-	150223-9	20/02/2015	23/02/2015	17/03/2015	<8	103	<12	<16	36.9	38.6	55.1	30.1	19.2	48.4	98.9	<23	39.1	<10	23.1	31.5	104	440	107	81.3	102	36.9
TPE3067	3.50-	150223-9	20/02/2015	23/02/2015	17/03/2015	19.4	95.7	<12	23.6	<14	22.3	36	<24	<14	34.1	91.9	<23	33.1	35.6	<18	46.5	96.9	403	102	119	94.5	33.7
TPE3067	4.50-	150223-9	20/02/2015	23/02/2015	16/03/2015	95.4	96.5	<12	52	18.6	17.1	38.9	<24	<14	46.9	94.2	<23	40.6	31.7	<18	203	95.6	774	106	189	95.3	41
TPE3068	0.50-	150223-9	20/02/2015	23/02/2015	17/03/2015	9.6	94.1	<12	26	142	167	202	118	55.4	158	91.6	37.7	149	13.9	84.2	54.5	92.8	1520	108	143	92.1	158
TPE3068	1.40-	150223-9	20/02/2015	23/02/2015	16/03/2015	<8	100	<12	<16	<14	28.2	32.8	<24	<14	16.9	93.9	<23	18.5	<10	<18	<9	102	137	103	21.5	98.6	18.7
TPE3069	0.50-	150223-9	20/02/2015	23/02/2015	17/03/2015	<8	94.3	<12	40.4	28	29.8	73.8	<24	17	98.9	92.8	<23	61.7	<10	<18	142	94.6	732	107	151	91.9	89.2
TPE3069	1.70-	150223-9	20/02/2015	23/02/2015	17/03/2015	<8	100	<12	159	212	198	425	146	93.1	491	100	69.1	253	125	113	712	101	3910	113	549	98.1	366
TPE3070	0.50-	150129-105	28/01/2015	29/01/2015	09/02/2015	108	102	29.7	209	459	481	734	328	224	532	105	106	657	107	288	127	101	5590	108	453	103	749
TPE3071	0.50-	150129-105	28/01/2015	29/01/2015	17/03/2015	32.4	95.3	15.4	75.8	219	305	335	237	156	341	103	69.1	419	32.7	186	69.7	95.3	3150	104	217	93.4	443
TPE3071	1.30-	150129-105	28/01/2015	29/01/2015	09/02/2015	19.7	101	21.4	54	242	324	471	300	140	263	111	84	329	24.5	224	51.1	104	3080	111	184	101	347
TPE3072	0.50-	150129-105	28/01/2015	29/01/2015	13/03/2015	30.6	102	16.1	75.3	207	208	320	167	92.8	211	104	43.5	346	44.6	134	64.2	102	2540	106	232	103	348
TPE3072	1.20-	150129-105	28/01/2015	29/01/2015	09/02/2015	52.7	99.8	18.5	79.2	180	204	274	179	91.1	229	98.3	54.1	311	66.1	131	84.1	99.7	2550	102	263	97	334
TPE3076	0.00-1.00	150122-83	19/01/2015	22/01/2015	30/01/2015	<8	98.6	<12	44.5	62.2	52.1	104	42.4	30.7	85.3	93.3	<23	92.9	13.1	31.7	87.3	97.5	846	94.6	115	97.5	85.2
TPE3077	0.00-0.50	150122-83	19/01/2015	22/01/2015	09/03/2015	<8	98	<12	27.3	88.5	90.8	189	120	53.2	122	93.6	<23	97.5	22.5	52.4	62.5	95.4	1210	90.8	150	95	137
TPE3078	0.00-0.50	150122-83	19/01/2015	22/01/2015	09/03/2015	<8	108	<12	27.9	99	111	196	78.9	66.2	110	93.2	<23	132	14.5	45.5	43.7	106	1230	92.3	125	104	175
TPE3078	0.00-1.50	150122-83	19/01/2015	22/01/2015	06/03/2015	11.1	101	<12	27	80.6	72.9	123	56.3	42.1	97.1	98.6	<23	92.6	20.9	40.8	25.1	99.1	881	95.7	96.8	102	94.2
TPE3078	0.00-2.50	150122-83	19/01/2015	22/01/2015	29/01/2015	<8	97.1	<12	<16	46.8	38	85.5	<24	25.1	59.5	102	<23	32	<10	21.2	19.7	97.5	432	109	71.5	96.5	32.7
TPE3079	0.00-0.50	150122-83	19/01/2015	22/01/2015	30/01/2015	<8	98.3	<12	<16	<14	<15	30.7	<24	<14	36.9	89.3	<23	<17	<10	<18	<9	98.5	<118	85.4	48.3	96.5	<15
TPE3079	0.00-1.50	150122-83	19/01/2015	22/01/2015	29/01/2015	<8	94.5	<12	<16	<14	<15	17	<24	<14	13.4	99.2	<23	<17	<10	<18	<9	96.5	<118	105	<15	93.5	<15
TPE3087	0.50-	150116-6	12/01/2015	16/01/2015	23/01/2015	10.3	106	<12	<16	<14	<15	21.8	<24	<14	11.5	102	<23	<17	<10	<18	<9	102	<118	105	<15	105	19.5
TPE3089	0.50-	150211-33	09/02/2015	11/02/2015	23/02/2015	<40	76.7	<60	<80	174	149	248	152	103	181	76.3	<115	253	<50	<90	55.3	84.4	1680	72.5	175	72.8	187
TPE3110	0.50-	150223-9	20/02/2015	23/02/2015	17/03/2015	72.7	101	<12	46.8	20.2	19.1	29.3	<24	<14	33.6	103	<23	21.1	16.5	<18	122	102	533	116	98.8	99.1	52.4
TPE3110	1.00-	150223-9	20/02/2015	23/02/2015	17/03/2015	2440	106	<12	897	304	133	107	55.9	26.5	336	104	<23	260	1410	28.9	3000	104	12600	120	3030	99.9	629
TPE3110	2.00-	150223-9	20/02/2015	23/02/2015	17/03/2015	3330	100	16300	990	311	135	193	62.7	48.4	414	96.5	25.4	326	1560	30.3	3100	96.6	31300	108	3550	95.5	981
TPE3110	3.00-	150223-9	20/02/2015	23/02/2015	17/03/2015	2640	98	11800	790	371	206	274	121	76.6	469	94.1	39.4	381	1170	69.1	2430	93.7	24300	109	2440	92.8	1010
TPE3111	0.50-	150223-9	20/02/2015	23/02/2015	13/05/2015	213	95	<60	205	167	193	253	135	92.9	170	90.8	<115	262	111	111	399	96.2	2950	113	349	93.2	291
TPE3111	1.50-	150223-9	20/02/2015	23/02/2015	17/03/2015	950	103	49.4	436	71.9	46.7	89	29.2	<14	73.8	100	<23	101	313	<18	1090	102	4230	118	772	101	202
TPE3111	2.70-	150223-9	20/02/2015	23/02/2015	17/03/2015	4140	97.3	338	1640	401	220	269	116	56.5	494	110	45.7	498	2310	60.3	8400	101	26400	120	6260	98.9	1130
TPE3113	0.50-	150223-9	20/02/2015	23/02/2015	13/05/2015	1630	106	<12	388	85.7	58.8	139	43.3	28.6	173	104	<23	145	852	33.5	2860	104	8220	120	1570	99.5	218
TPE3114	0.50-	150223-9	20/02/2015	23/02/2015	13/05/2015	2070	106	<12	3310	646	470	529	261	233	670	103	86.3	1140	1670	216	316	98.2	16300	118	2510	106	2160
TPE3122	0.00-0.50	150122-83	19/01/2015	22/01/2015	09/03/2015	<8	104	<12	51	104	93.5	237	79.9	72	116	97.4	28.6	196	40.8	65.5	77.7	101	1550	96.4	210	101	183
TPE3122	0.00-1.50	150122-83	19/01/2015	22/01/2015	30/01/2015	38.6	102	<12	49.3	108	104	171	87.5	58.1	114	103	28.3	159	79	67.4	193	102	1650	106	241	100	155

Monitor Phase 69

Excavation
No furter action

Commercial >1m

Trial Pit	Sample Depth	SDG ID.	Date Sampled	Received On	Date Complete	Acenaphthene	Acenaphthene-d10 % recovery**	Acenaphthylene	Anthracene	Benz(a)anthracene	Benzo(a)pyrene	Benzo(b)fluoranthene	Benzo(g,h,i)perylene	Benzo(k)fluoranthene	Chrysene	Chrysene-d12 % recovery**	Dibenzo(a,h)anthracene	Fluoranthene	Fluorene	Indeno(1,2,3-cd)pyrene	Naphthalene	Naphthalene-d8 % recovery**	PAH, Total Detected USEPA 16	Perylene-d12 % recovery**	Phenanthrene	Phenanthrene-d10 % recovery**	Pyrene
						µg/kg	%	µg/kg	µg/kg	µg/kg	µg/kg	µg/kg	µg/kg	µg/kg	µg/kg	%	µg/kg	µg/kg	µg/kg	µg/kg	µg/kg	%	µg/kg	%	µg/kg	%	µg/kg
TPE3123	0.00-0.50	150122-83	19/01/2015	22/01/2015	30/01/2015	11.2	104	<12	<16	64.1	50.5	126	46.8	34.4	70.7	101	<23	67.8	17.7	35.5	57.8	101	789	101	141	101	65.8
TPE3123	0.00-1.50	150122-83	19/01/2015	22/01/2015	30/01/2015	<8	101	<12	38.8	507	410	585	264	214	443	98.3	68.7	904	14.9	212	29.8	99.4	4650	110	139	101	820
TPE3123	0.00-2.50	150122-83	19/01/2015	22/01/2015	29/01/2015	326	98.6	<12	510	124	102	172	66.2	35.1	103	98.4	<23	254	1640	53.1	36.6	97.1	4700	105	1040	95.9	243
TPE3124	0.00-0.50	150122-83	19/01/2015	22/01/2015	09/03/2015	<8	96.7	<12	<16	73.3	70.5	113	52.6	40.5	75.6	96.2	<23	87.3	<10	43.6	17.2	96	729	102	79.3	97.5	76
TPE3124	0.00-1.50	150122-83	19/01/2015	22/01/2015	30/01/2015	<8	102	<12	<16	<14	<15	46.2	<24	21.2	29.3	100	<23	<17	<10	<18	13.1	101	182	116	55	101	17.1
TPE3156	0.50-	150225-89	23/02/2015	25/02/2015	18/03/2015	1060	97.6	<12	495	211	145	108	77	38.1	244	106	26	206	347	44.1	397	98.4	4680	121	659	97.5	622
TPE3156	1.50-	150225-89	23/02/2015	25/02/2015	17/03/2015	1570	105	285	891	194	97.2	98.4	42.4	27.6	225	97.7	<23	228	810	24.8	833	104	7570	106	1710	99.6	534
TPE3156	2.50-	150225-89	23/02/2015	25/02/2015	18/03/2015	7030	114	<12	3870	684	330	638	146	115	938	96.3	84.3	990	4880	105	4150	108	37100	108	11100	97.2	2030
TPE3156	3.40-	150225-89	23/02/2015	25/02/2015	18/03/2015	2790	104	<12	2230	395	190	250	83.1	72.2	398	94.1	30.8	552	1980	56.5	510	104	14700	106	4050	96	1120
TPE3157	0.50-	150223-9	20/02/2015	23/02/2015	13/05/2015	<8	97	20.7	50.4	344	411	561	249	172	901	95.9	98.9	304	<10	220	79	97	3910	114	141	94.2	357
TPE3157	0.80-	150223-9	20/02/2015	23/02/2015	17/03/2015	469	109	<12	139	585	435	482	217	182	415	112	87.7	853	221	192	10200	105	15800	126	605	107	747
TPE3159	0.50-	150223-9	20/02/2015	23/02/2015	17/03/2015	386	104	<12	250	235	151	180	80.2	69	231	98.8	<23	430	253	61.1	309	106	3670	110	532	101	506
TPE3160	0.50-	150223-9	20/02/2015	23/02/2015	13/05/2015	1210	95.4	<12	1470	464	400	414	261	176	476	94.2	79.5	673	955	213	131	94.5	10300	111	2180	92.8	1220
TPE3160	1.00-	150223-9	20/02/2015	23/02/2015	17/03/2015	<16	114	<24	19200	737	245	256	128	129	906	105	78.4	1590	<20	110	1720	103	93500	121	63400	106	4990
TPE3161	0.50-	150223-9	20/02/2015	23/02/2015	13/05/2015	1110	96.6	124	2220	7430	5550	6630	2640	2660	5660	96.5	1210	9830	1280	2640	126	96.7	64100	115	8440	92.9	6560
TPE3161	1.00-	150223-9	20/02/2015	23/02/2015	13/05/2015	<8	97.8	122	490	430	469	690	355	256	470	95.3	117	597	637	295	271	95.6	7510	115	1610	93.1	705
TPE3167	0.00-0.50	150122-83	19/01/2015	22/01/2015	09/03/2015	25.6	106	<12	35.4	134	142	263	114	74.9	191	101	36.7	237	40.6	90.3	109	104	2000	103	294	104	208
TPE3168	0.00-0.50	150122-83	19/01/2015	22/01/2015	09/03/2015	<8	99.5	<12	28.3	65.4	55	134	63.4	35.6	118	96	<23	110	15.5	39.3	60.7	99.3	1060	96.2	202	99	136
TPE3168	0.00-1.50	150122-83	19/01/2015	22/01/2015	29/01/2015	<8	96.4	<12	20.5	82	65.9	140	65.8	44.5	98	95.4	<23	104	<10	45.7	59.6	97.9	939	97.2	123	95.2	89.5
TPE3169	0.00-0.50	150122-83	19/01/2015	22/01/2015	09/03/2015	132	98.9	18	260	1320	1300	1870	716	612	1040	97.8	261	1910	142	662	65.4	98.1	12700	103	951	98.5	1410
TPE3169	0.00-1.50	150122-83	19/01/2015	22/01/2015	30/01/2015	80.3	102	<12	162	40.9	51.4	68.5	33	19.7	112	102	<23	87.2	341	23.5	101	99.2	1550	115	287	102	144
TPE3172	0.50-	150122-73	16/01/2015	22/01/2015	29/01/2015	14.3	103	<12	28.3	74.1	69.8	230	65.8	50.6	124	100	<23	124	29.3	54.3	83.2	101	1260	101	165	99.8	145
TPE3172	1.50-	150122-73	16/01/2015	22/01/2015	29/01/2015	334	97.1	76.5	387	<14	<15	26.4	<24	<14	28.7	97.7	<23	55.6	621	<18	610	97.2	3270	102	1050	96	81.5
TPE3172	2.50-	150122-73	16/01/2015	22/01/2015	29/01/2015	11.5	94.8	<12	<16	<14	<15	29.1	<24	<14	30.5	94	<23	<17	<10	<18	11.3	95.5	136	96.4	53.2	94	<15
TPE3173	0.50-	150122-73	16/01/2015	22/01/2015	29/01/2015	<8	102	<12	<16	<14	<15	33.1	<24	<14	33.4	95	<23	<17	<10	<18	15.2	101	148	94.4	66.1	99.6	<15
TPE3177	0.50-	150131-15	29/01/2015	31/01/2015	11/02/2015	<8	92.2	<12	21.7	26.2	41.8	55.6	54.9	16.6	33.1	89.5	<23	36.3	30.7	28.5	83.6	94.3	601	86.5	119	93.7	52.8
TPE3177	1.50-	150131-15	29/01/2015	31/01/2015	10/02/2015	3100	96.7	92.3	1790	29.7	26.3	34.7	<24	<14	34.7	90.2	<23	365	3810	<18	174	95	17200	96.3	6530	95.3	1230
TPE3177	2.50-	150131-15	29/01/2015	31/01/2015	10/02/2015	8380	104	1610	4740	199	77.9	138	44.9	38.8	219	108	<23	1160	12800	33.2	742	99.9	52200	104	18500	106	3480
TPE3183	0.50-	150211-33	09/02/2015	11/02/2015	23/02/2015	<8	92.8	<12	<16	<14	<15	33	<24	<14	26.6	102	<23	<17	44.2	<18	73.9	109	227	97.9	48.9	93.4	<15
TPE3183	1.50-	150211-33	09/02/2015	11/02/2015	19/02/2015	91.8	103	<12	50.7	<14	<15	47.7	<24	<14	30.3	96.6	<23	<17	259	<18	54.8	102	650	95.3	116	101	<15
TPE3207	0.50-	150225-89	23/02/2015	25/02/2015	18/03/2015	4720	103	<12	3270	543	350	328	176	115	674	109	57.9	852	3800	120	398	107	27300	126	9650	95	2230
TPE3207	1.50-	150225-89	23/02/2015	25/02/2015	17/03/2015	<8	103	134	1510	1240	876	1000	475	379	1100	97.5	163	1620	707	360	474	97.1	14300	112	1450	98	2800
TPE3211	0.50-	150223-9	20/02/2015	23/02/2015	13/05/2015	190	97.5	61.2	303	717	752	1010	457	326	669	99.9	139	1090	127	375	118	97.5	7990	123	583	96.6	1060
TPE3217	0.00-0.50	150122-83	19/01/2015	22/01/2015	09/03/2015	44.1	101	<12	69.8	129	126	226	101	70.1	183	99.8	32.1	229	80	77.9	154	100	2090	101	336	101	228
TPE3218	0.00-0.50	150122-83	19/01/2015	22/01/2015	30/01/2015	31.5	103	<12	90.9	96	73	151	42.1	47.1	114	102	<23	134	<10	33.9	35.8	102	1120	105	145	99.3	123
TPE3218	0.00-1.50	150122-83	19/01/2015	22/01/2015	29/01/2015	88.7	108	<12	174	<14	<15	25.3	<24	<14	32.4	109	<23	28.2	285	<18	<9	109	886	115	211	109	41.3
TPE3219	0.00-0.50	150122-83	19/01/2015	22/01/2015	09/03/2015	18.8	97.8	<12	44.3	202	211	351	153	126	259	96.5	48.8	282	23.2	122	72.5	97	2420	101	240	97.6	265
TPE3221	0.50-	150121-48	16/01/2015	21/01/2015	29/01/2015	<8	99.7	<12	<16	42.3	35.2	119	30.6	21.6	91.4	98.2	<23	58.3	<10	23.4	10.6	101	615	102	138	98.6	44.3
TPE3221	1.50-	150121-48	16/01/2015	21/01/2015	29/01/2015	89.1	102	<12	87.9	25.5	18.1	39.4	<24	<14	43.5	102	<23	63.5	201	<18	262	101	1180	101	275	102	75.5
TPE3222	0.50-	150119-1	15/01/2015	19/01/2015	20/02/2015	180	115	<12	342	75.2	62.4	117	38	28.6	133	117	<23	197	116	27.2	164	113	2260	120	480	111	296
TPE3224	0.50-	150212-8	11/02/2015	12/02/2015	17/04/2015	<8	112	<12	<16	<14	30	71.8	50.6	16.2	36.9	95.7	<23	40.3	<10	26.7	36.9	110	424	106	71.9	110	42.4
TPE3224	1.50-	150212-8	11/02/2015	12/02/2015	26/02/2015	<8	118	46	163	188	124	246	113	67.4	215	94.7	38.5	444	<10	75.7	603	117	3830	87.8	481	109	1030
TPE3224	2.50-	150212-8	11/02/2015	12/02/2015	25/02/2015	<8	108	<12	<16	<14	<15	<15	<24	<14	<10	101	<23	<17	<10	<18	<9	108	<118	105	<15	106	<15
TPE3226	0.50-	150131-15	29/01/2015	31/01/2015	11/02/2015	<8	102	<12	<16	<14	<15	23.9	<24	<14	33.2	96.4	<23	<17	<10	<18	<9	104	126	94.3	68.7	102	<15
TPE3226	1.50-	150131-15	29/01/2015	31/01/2015	11/02/2015	<8	92.3	<12	<16	41.5	37.9	76.5	33.6	20.8	66.8	87.6	<23	65.8	<10	23.3	10.5	94.7	521	88.2	76	92.8	67.8
TPE3226	2.50-	150131-15	29/01/2015	31/01/2015	10/02/2015	<8	105	<12	<16	46.5	34	55.9	36.1	<14	38.9	101	<23	55.8	<10	21.8	<9	106	422	99.2	72.6	105	60.3
TPE3263	0.50-	150131-15	29/01/2015	31/01/2015	11/02/2015	<8	97.9	<12	<16	<14	<15	<15	<24	<14	12.8	89.3	<23	<17	<10	<18	<9	101	<118	87.7	31.3	96.9	<15
TPE3263	1.40-	150131-15	29/01/2015	31/01/2015	10/02/2015	<8	92.4	<12	<16	<14	<15	29.9	<24	<14	12.4	88.2	<23	21.8	<10	<18	<9	91.5	<118	92.8	40.9	92.4	<15
TPE3268	0.50-	150121-48	16/01/2015	21/01/2015	29/01/2015	<8	97.4	16.9	29.4	92.3	112	191	174	52.6	99.9	98.7	35.1	108	13.9	124	83.1	95.5	1340	102	89.6	96.7	114
TPE3268	1.50-	150121-48	16/01/2015	21/01/2015	29/01/2015	318	103	<12	179	110	95.3	164	74.3	47.6	110	106	<23	201	308	61	560	103	2990	107	442	103	317
TPE3268	2.50-	150121-48	16/01/2015	21/01/2015	29/01/2015	268	104	<12	104	77.8	43.4	69.8	<24	22.5	69.9	103	<23	176	321	<18	626	102	2450	102	522	103	146
TPE3269	0.50-	150122-73	16/01/2015	22/01/2015	29/01/2015	<8	104	<12	<16	16.8	32.3	101	<24	17.9	66.5	98.9	<23	37.2	<10	<18	124	102	567	97.5	126	101	45.5
TPE3269	1.50-	150122-73	16/01/2015	22/01/2015	29/01/2015	1100	96.6	<12	204	<14	<15	59.5	<24	<14	37.2	99.3	<23	35.4	733	<18	1390	97.1	4440	106	816	95.5	63.4
TPE3270	1.00-	150119-1	15/01/2015	19/01/2015	27/01/2015	38.4	99.2	<12	85.1	<14	<15	35.6	<24	<14	31.7	98.1	<23	<17	<10	<18	19.8	101	342	102	83.4	99.1	48.3
TPE3271	0.50-	150119-1	15/01/2015	19/01/2015	27/01/2015	308	112	<12	543	104	74.3	150	46.8	36.7	149	114	<23	269	86.7	35.7	98.6	113	2780	115	321	109	557
TPE3272	0.50-	150131-15	29/01/2015	31/01/2015	11/02/2015	179	98.1	<12	302	<14	<15	82.2	<24	<14	95.1	96.1	<23	80.1	147	<18	156	101	1520	90	304	96.7	177
TPE3272	1.50-	150131-15	29/01/2015	31/01/2015	10/02/2015	143	96.8	14.1	204	136	116	159	96.3	63	141	102	30.5	173	113	75.8	186	98.1	2130	101	216	96.1	261
TPE3273	0.50-	150131-15	29/01/2015	31/01/2015	11/02/2015	2350	105	458	1800	716	467	356	151	<14	711	110	47.6	1100	4080	121	5370	106	29000	102	8350	105	2950
TPE3280	0.50-	150111-1	08/01/2015	11/01/2015	17/02/2015	28.8	102	352	372	322	277	465	567	144	336	120	71.6	634	111	250	115	104	4950	122	130	102	779
TPE3280	1.50-	150111-1	08/01/2015	11/01/2015	16/01/2015	1320	97.7	139	1260	164	66.3	86.6	32.8	19.5	133	102	<23	358	2600	24.4	1130	98.9	12300	105	3470	96.9	1460
TPE3282	0.50-	150108-70	06/01/2015	08/01/2015	15/01/2015	<8	97	<12	<16	48.6	48.6	125	149	39.9	84.2	114	<23	45.8	<10	88.7	12.9	100	731	112	55	95.7	33.8
TPE3282	1.50-	150108-70	06/01/2015	08/01/2015	14/01/2015	187	111	<12	194	<14	<15	36.6	<24	<14	39.1	95.7	<23	24.5	617	<18	184	108	1490	88.5	184	110	23.6
TPE3283	0.50-	150108-70	06/01/2015	08/01/2015	11/02/2015	154	96.9	<12	112	<14	<15	61.2	<24	<14	47.7	109	<23	28.4	655	<18	135	99.3	1630	108	407	94.6	25.7
TPE3283	1.50-	150108-70	06/01/2015	08/01/2015	14/01/2015	<8	103	<12	205	<14	<15	68.7	<24	<14	90.9	86.3	<23	60.8	866	<18	189	99.3	2600	75.7	1030	99.8	81.6
TPE3283	2.50-	150108-70	06/01/2015	08/01/2015	15/01/2015	126	98.2	<12	119	42.1	20.1	61.5	<24	16.9	56.7	91.9	<23	63.7	546	<18	100	97.9	1920	85.6	707	97.7	56.8
TPE3283	3.50-	150108-70	06/01/2015	08/01/2015	14/01/2015	<8	112	<12	255	<14	<15	63.6	<24	<14	77.4	94.9	<23	106	1470	<18	261	107	3870	84.7	1540	110	104
TPE3311	0.50-	150108-72	07/01/2015	08/01/2015	16/01/2015	<8	99.9	<12	<16	<14	<15	28.5	<24	<14	15.9	83.7	<23	<17	<10	<18	<9	103	<118	86.5	23.4	96.4	<15
TPE3311	1.50-	150108-72	07/01/2015	08/01/2015	15/01/2015	<8	98.7	<12	<16	<14	<15	<15	<24	<14	16.1	89	<23	<17	<10	<18	<9	99	<118	81.6	33.2	98.8	<15
TPE3312	0.50-	150108-72	07/01/2015	08/01/2015	12/02/2015	<8	97.7	<12	<16	<14	<15	22.1	<24	<14	17.2	80.1	<23	19.6	<10	<18	<9	101	<118	80.8	32.5	93.5	<15
TPE3312	1.50-	150108-72	07/01/2015	08/01/2015	15/01/2015	56.8	97.8	15.5	48.9	<14	<15	26.6	<24	<14	34.7	93.1	<23	31.9	118	<18	128	94.1	641	91.4	143	98.7	37.5
TPE3314	0.50-	150108-72	07/01/2015	08/01/2015	15/01/2015	<8	110	<12	<16	<14	<15	46.6	<24	<14	36.1	124	<23	<17	<10	<18	<9	113	149	123	66.2	107	<15
TPE3314	1.50-	150108-72	07/01/2015	08/01/2015	13/01/2015	<8	103	<12	24.6	<14	<15	40.5	<24	<14	37.9	96.8	<23	80.9	11.8	<18	27.1	101	391	98.6	67.9	103	99.9
TPE3314	2.50-	150108-72	07/01/2015	08/01/2015	14/01/2015	98.6	105	18.3	97.7	21.5	<15	40.8	<24	<14	43.7	91.8	<23	155	73.7	<18	71.4	103	969	84.6	188	103	161
TPE3315	0.50-	150111-1	08/01/2015	11/01/2015	17/02/2015	21.3	99.6	201	1390	74.4	31.7	93.4	102	20.6	24.5	105	<23	164	40.2	78.8	66.5	102	2580	107	139	99.5	138
TPE3315	1.50-	150111-1	08/01/2015	11/01/2015	16/01/2015	153	109	27.5	141	40.7	30.4	102	<24	22.5	89	100	<23	37.5	248	<18	522	108	1740	101	252	109	75
TPE3316	0.50-	150111-1	08/01/2015	11/01/2015	17/02/2015	37.8	101	173	1990	330	301	635	292	214	439	107	92.3	564	64.9	236	200	104	6370	107	369	101	425
TPE3316	1.50-	150111-1	08/01/2015	11/01/2015	15/01/2015	<8	95.9	<12	85.4	22.7	21	59	<24	16.9	132	91.2	<23	41.3	11.8	<18	53.4	97.4	586	92	107	93.9	35
TPE3316	2.50-	150111-1	08/01/2015	11/01/2015	14/01/2015	74.8	96.7	<12	234	<14	<15	44.5	<24	<14	54.7	95	<23	112	95.6	<18	283	97	1240	96.8	261	96.1	76.7
TPE3320	0.50-	150131-15	29/01/2015	31/01/2015	11/02/2015	335	94.5	<12	359	89.2	23.7	75.2	<24	<14	148	97.9	<23	102	632	<18	204	91.9	3730	98.8	1370	91.5	400
TPE3320	1.50-	150131-15	29/01/2015	31/01/2015	10/02/2015	310	101	<12	245	75.3	45.9	90.9	37.2	28.1	101	99.6	<23	117	530	27.1	114	102	3000	94.3	1040	101	241
TPE3320	2.50-	150131-15	29/01/2015	31/01/2015	10/02/2015	379	109	<12	331	133	93.5	192	64.5	55.4	160	111	<23	241	680	48.3	249	109	4370	108	1410	110	334
TPE3321	0.50-	150131-15	29/01/2015	31/01/2015	11/02/2015	367	101	<12	313	<14	<15	87	<24	<14	106	103	<23	82.3	728	<18	757	100	3870	97.4	1230	99.5	200
TPE3321	1.50-	150131-15	29/01/2015	31/01/2015	10/02/2015	232	97.6	26.5	208	35.5	23.1	51	<24	<14	22.8	104	<23	77	479	<18	313	102	2390	103	765	98.3	152
TPE3322	0.50-	150131-15	29/01/2015	31/01/2015	11/02/2015	788	103	<12	697	81.2	31.5	84.7	<24	<14	121	107	<23	192	1300	<18	682	102	6910	109	2440	104	491
TPE3322	1.50-	150131-15	29/01/2015	31/01/2015	10/02/2015	172	97.8	<12	104	<14	<15	40.2	<24	<14	<10	102	<23	39.6	161	<18	149	99.1	967	105	231	95.6	68.8
TPE3323	0.50-	150119-1	15/01/2015	19/01/2015	27/01/2015	405	96.1	28.8	550	34.8	21.8	44.7	<24	<14	101	99.4	<23	112	599	<18	142	98.6	3180	99.4	852	94.5	288
TPE3325	1.00-	150119-1	15/01/2015	19/01/2015	27/01/2015	<8	112	<12	<16	<14	<15	54.1	<24	<14	47	108	<23	<17	<10	<18	<9	111	217	111	116	110	<15
TPE3326	0.50-	150119-1	15/01/2015	19/01/2015	19/02/2015	<8	95.9	<12	<16	19.4	<15	32	<24	<14	21	94.2	<23	19.4	<10	<18	11.8	99.5	161	94.8	39.9	94	17.5
TPE3326	1.50-	150119-1	15/01/2015	19/01/2015	26/01/2015	158	97.7	<12	42.5	<14	<15	26.2	<24	<14	29.7	86.1	<23	21.2	147	<18	2090	97.4	2770	87.9	224	97.4	35.8
TPE3327	0.50-	150131-15	29/01/2015	31/01/2015	18/03/2015	<8	95.2	<12	19.6	103	104	218	102	63.9	171	90.9	28.8	180	16.9	72.8	94.4	97.9	1590	91.4	276	95	137
TPE3327	1.50-	150131-15	29/01/2015	31/01/2015	11/02/2015	13.9	98.2	<12	<16	92.7	84.7	155	78.9	47.4	115	93.4	<23	145	12.7	57.3	23.6	101	1080	94.2	136	98.4	122
TPE3327	2.60-	150131-15	29/01/2015	31/01/2015	11/02/2015	<8	99.5	<12	<16	<14	<15	45.8	<24	<14	34.4	102	<23	<17	<10	<18	<9	99.2	139	103	59	102	<15
TPE3327	3.70-	150131-15	29/01/2015	31/01/2015	10/02/2015	<8	102	<12	26.1	<14	<15	26.7	<24	<14	27	99.9	<23	<17	86.6	<18	<9	102	350	98.5	161	101	23.2
TPE3356	0.50-	150119-2	14/01/2015	19/01/2015	03/03/2015	107	121	16.3	66.7	85.5	85	189	65.1	43.7	139	117	26.6	142	140	53.2	67.2	119	1550	119	199	118	122
TPE3356	1.50-	150119-2	14/01/2015	19/01/2015	26/01/2015	127	105	<12	44.1	17.9	<15	31.8	<24	<14	28.6	93.8	<23	<17	55.3	<18	52.4	102	457	94.1	100	105	<15
TPE3356	2.50-	150119-2	14/01/2015	19/01/2015	26/01/2015	153	108	<12	27.9	<14	<15	45.8	<24	<14	49.7	93.1	<23	<17	20.9	<18	18.3	105	404	91.9	88.2	107	<15
TPE3357	0.50-	150119-2	14/01/2015	19/01/2015	03/03/2015	23.1	102	16.2	62.7	275	322	477	272	163	301	95.6	73.1	420	23.1	210	50.1	101	3300	98.9	249	101	367
TPE3357	1.50-	150119-2	14/01/2015	19/01/2015	26/01/2015	12.5	110	<12	19.4	163	139	230	99.1	81.7	188	95.6	31.1	352	<10	77.4	<9	107	1780	95.7	119	108	266
TPE3357	2.50-	150119-2	14/01/2015	19/01/2015	26/01/2015	195	107	<12	56.9	<14	<15	27.6	<24	<14	32.2	92.9	<23	23.8	257	<18	559	104	1570	90	367	106	50.6
TPE3358	0.50-	150119-1	15/01/2015	19/01/2015	27/01/2015	92	103	<12	102	18.8	28.2	55.7	28.7	<14	70.8	95	<23	52.8	214	<18	65.4	102	1250	101	426	102	90.5
TPE3358	1.50-	150119-1	15/01/2015	19/01/2015	22/01/2015	76.8	97.1	<12	<16	<14	<15	20.9	<24	<14	36	97.3	<23	<17	47.3	<18	69.9	98.2	343	99.3	92.5	95.2	<15
TPE3359	0.50-	150119-1	15/01/2015	19/01/2015	27/01/2015	211	97.4	<12	125	26.6	<15	21.1	<24	<14	40	94.3	<23	51.3	300	<18	235	98.9	1650	94.7	518	96.3	122
TPE3359	1.50-	150119-1	15/01/2015	19/01/2015	22/01/2015	79.6	107	<12	32.9	<14	<15	45.8	<24	<14	42.7	102	<23	20.8	115	<18	72.4	106	710	105	270	106	31.2
TPE3360	0.50-	150119-1	15/01/2015	19/01/2015	27/01/2015	59.6	94.8	<12	48.5	22.2	<15	18.9	<24	<14	24	90.2	<23	<17	128	<18	94.4	96.8	708	91.1	285	93.6	28.9
TPE3360	1.50-	150119-1	15/01/2015	19/01/2015	27/01/2015	58.5	110	<12	<16	<14	<15	86.5	<24	<14	97.8	106	<23	20.6	97.3	<18	67.6	110	766	106	337	109	<15

Monitor Phase 69

Excavation

No furter action

Commercial >1m

Trial Pit	Sample Depth	SDG ID.	Date Sampled	Received On	Date Complete	Acenaphthene	Acenaphthene-d10 % recovery**	Acenaphthylene	Anthracene	Benz(a)anthracene	Benzo(a)pyrene	Benzo(b)fluoranthene	Benzo(g,h,i)perylene	Benzo(k)fluoranthene	Chrysene	Chrysene-d12 % recovery**	Dibenzo(a,h)anthracene	Fluoranthene	Fluorene	Indeno(1,2,3-cd)pyrene	Naphthalene	Naphthalene-d8 % recovery**	PAH, Total Detected USEPA 16	Perylene-d12 % recovery**	Phenanthrene	Phenanthrene-d10 % recovery**	Pyrene
						µg/kg	%	µg/kg	µg/kg	µg/kg	µg/kg	µg/kg	µg/kg	µg/kg	µg/kg	%	µg/kg	µg/kg	µg/kg	µg/kg	µg/kg	%	µg/kg	%	µg/kg	%	µg/kg
TPE3361	0.50-	150119-1	15/01/2015	19/01/2015	20/02/2015	186	100	<12	139	88.1	77.4	126	64	51.7	137	99.7	<23	162	305	49.3	1210	101	3380	102	568	98.9	218
TPE3361	1.50-	150119-1	15/01/2015	19/01/2015	26/01/2015	93.7	103	<12	55.3	<14	<15	47.7	<24	<14	48.5	101	<23	<17	152	<18	51.4	101	768	103	291	102	28.9
TPE3362	0.50-	150131-15	29/01/2015	31/01/2015	11/02/2015	289	98.4	<12	95.1	25.8	<15	30.8	<24	<14	31.6	92.6	<23	33.8	319	<18	209	97	1500	90.4	407	97	57.9
TPE3363	0.50-	150131-15	29/01/2015	31/01/2015	11/02/2015	624	97.9	133	398	56.8	23	88.3	<24	<14	116	99.3	<23	141	1000	<18	1630	97.7	6210	93.3	1710	96.6	293
TPE3363	1.50-	150131-15	29/01/2015	31/01/2015	10/02/2015	590	112	<12	370	62.3	25.1	77	<24	<14	87.7	115	<23	103	895	<18	833	110	4730	114	1460	113	226
TPE3364	0.50-	150131-15	29/01/2015	31/01/2015	11/02/2015	<8	96.1	<12	<16	<14	<15	<15	<24	<14	18.4	88	<23	<17	<10	<18	67.8	95.5	148	85.4	62.2	94	<15
TPE3364	1.50-	150131-15	29/01/2015	31/01/2015	10/02/2015	16.1	106	<12	<16	<14	<15	46.3	<24	<14	42.2	104	<23	<17	29.9	<18	140	106	406	104	110	105	21.4
TPE3366	0.50-	150111-1	08/01/2015	11/01/2015	19/01/2015	<8	97.5	<12	<16	<14	<15	35.7	<24	<14	<10	101	<23	<17	<10	<18	<9	101	124	93.5	88.5	98.5	<15
TPE3366	1.50-	150111-1	08/01/2015	11/01/2015	15/01/2015	30.8	95	<12	<16	<14	<15	37	<24	<14	43.4	89.3	<23	<17	<10	<18	22	98	238	89.5	105	93.8	<15
TPE3366	2.50-	150111-1	08/01/2015	11/01/2015	16/01/2015	17.8	97.4	<12	<16	<14	<15	40.5	<24	<14	53.7	91.3	<23	<17	13.3	<18	44.8	98.2	285	91.3	115	95.5	<15
TPE3367	0.50-	150111-1	08/01/2015	11/01/2015	19/01/2015	<8	103	<12	18.6	70.6	57	144	73.9	51.2	107	107	<23	77.6	<10	57.3	21.4	107	820	100	75.6	102	65.5
TPE3367	1.50-	150111-1	08/01/2015	11/01/2015	16/01/2015	<8	106	<12	<16	<14	<15	68.8	<24	<14	68.8	97.5	<23	<17	<10	<18	31.5	106	300	93.8	131	105	<15
TPE3367	2.50-	150111-1	08/01/2015	11/01/2015	20/01/2015	<8	103	<12	21.8	<14	<15	24.1	<24	<14	30.2	99.6	<23	<17	24.2	<18	29.8	104	196	102	66	102	<15
TPE3368	0.50-	150111-1	08/01/2015	11/01/2015	19/01/2015	<8	101	<12	23.2	96.3	84.1	152	82.3	42.2	93.3	87.8	<23	113	<10	59.6	16.1	103	925	94.8	72	98.1	90.7
TPE3368	1.50-	150111-1	08/01/2015	11/01/2015	15/01/2015	47.8	99.5	<12	24.4	<14	<15	20.6	<24	<14	14.5	85.9	<23	<17	79.9	<18	<9	101	350	90.6	163	95.5	<15
TPE3369	0.50-	150111-1	08/01/2015	11/01/2015	19/01/2015	<8	102	<12	23.1	106	97	204	105	51.6	95.4	108	28.4	116	<10	73.4	18.9	103	1110	109	94.5	100	97
TPE3369	1.50-	150111-1	08/01/2015	11/01/2015	15/01/2015	<8	96.6	<12	<16	<14	<15	46.6	<24	<14	18.4	94.1	<23	<17	24.2	<18	<9	98.5	138	97.2	48.8	95.1	<15
TPE3370	0.50-	150111-1	08/01/2015	11/01/2015	19/01/2015	24.1	119	25.2	67.4	178	174	297	137	101	192	114	43.6	219	43.2	104	33.2	118	1970	115	140	118	187
TPE3370	1.50-	150111-1	08/01/2015	11/01/2015	16/01/2015	<8	105	<12	26.4	55.7	60	85.1	50	29.3	44.6	102	<23	97.6	<10	42.2	<9	107	647	104	56.9	102	98.8
TPE3370	2.50-	150111-1	08/01/2015	11/01/2015	14/01/2015	32200	99	557	10900	1670	398	660	116	256	1430	104	38.6	12500	21200	110	7470	101	142000	106	44200	98.7	8160
TPE3371	1.00-	150108-72	07/01/2015	08/01/2015	15/01/2015	921	97.4	70.2	238	42.4	<15	24.9	<24	<14	37.9	83.2	<23	227	558	<18	2760	101	6100	83	1010	94.5	214
TPE3371	2.00-	150108-72	07/01/2015	08/01/2015	15/01/2015	26200	104	527	6370	829	303	458	128	176	724	99.2	28.1	7010	13800	101	86900	97.3	176000	96.3	27900	104	4700
TPE3371	3.00-	150108-72	07/01/2015	08/01/2015	14/01/2015	34900	107	791	8480	1310	555	734	209	280	1010	103	47.8	9410	18100	176	109000	96.1	229000	105	37100	106	6660
TPE3400	0.50-	150111-1	08/01/2015	11/01/2015	19/01/2015	<8	101	<12	<16	<14	<15	<15	<24	<14	<10	103	<23	<17	<10	<18	<9	103	<118	101	42.9	98.7	<15
TPE3400	1.50-	150111-1	08/01/2015	11/01/2015	14/01/2015	92.5	95.4	<12	30.4	<14	<15	27.6	<24	<14	29.5	90.9	<23	38.6	60.1	<18	<9	97.7	487	91.6	183	93.9	25.7
TPE3401	0.50-	150111-1	08/01/2015	11/01/2015	19/01/2015	<8	116	<12	<16	<14	<15	34.6	<24	<14	36.6	111	<23	<17	<10	<18	<9	114	171	112	100	116	<15
TPE3401	1.50-	150111-1	08/01/2015	11/01/2015	15/01/2015	31.1	97.4	<12	43.2	<14	<15	46	<24	<14	43.9	95.3	<23	<17	43	<18	11.3	99	343	94.4	95.3	96.9	29.9
TPE3402	0.50-	150119-2	14/01/2015	19/01/2015	27/01/2015	<8	107	<12	<16	<14	<15	<15	<24	<14	13.7	97.6	<23	<17	<10	<18	<9	105	<118	101	19.8	105	<15
TPE3402	1.50-	150119-2	14/01/2015	19/01/2015	27/01/2015	<8	106	<12	<16	<14	<15	31.8	<24	<14	37.6	92.9	<23	<17	<10	<18	<9	103	148	92.4	78.9	105	<15
TPE3402	2.50-	150119-2	14/01/2015	19/01/2015	26/01/2015	559	108	<12	61.5	<14	<15	53.4	<24	<14	<10	98.8	<23	63.5	141	<18	66.4	104	1200	101	207	107	51
TPE3403	1.00-	150119-2	14/01/2015	19/01/2015	27/01/2015	<8	104	<12	<16	<14	<15	65.5	<24	<14	51.3	103	<23	<17	16.9	<18	<9	104	233	105	56.9	103	42.5
TPE3403	2.00-	150119-2	14/01/2015	19/01/2015	26/01/2015	<8	101	<12	<16	<14	<15	68.5	<24	<14	57.1	97.3	<23	38.6	<10	<18	10.3	101	284	93.7	74	99.6	35.6
TPE3405	0.50-	150131-15	29/01/2015	31/01/2015	18/03/2015	<8	99.4	<12	20	60.4	66.6	142	62.7	43.4	89.4	99.6	<23	105	<10	53.4	130	100	939	90.9	83	98.4	83
TPE3405	1.50-	150131-15	29/01/2015	31/01/2015	10/02/2015	569	96.2	<12	429	51.2	20.6	42.3	<24	<14	49	97.7	<23	109	1130	<18	1730	93.7	5850	96.1	1530	96.8	193
TPE3406	0.50-	150119-1	15/01/2015	19/01/2015	27/01/2015	334	102	<12	186	<14	<15	59.1	<24	<14	54.6	104	<23	39.2	429	<18	1530	103	3470	108	747	101	92.2
TPE3406	1.50-	150119-1	15/01/2015	19/01/2015	22/01/2015	74.9	107	<12	92.1	30.5	<15	24.5	<24	<14	22.2	106	<23	21.8	237	<18	226	103	1030	109	192	104	105
TPE3407	0.50-	150119-1	15/01/2015	19/01/2015	20/02/2015	114	95.9	<12	94.4	46.7	42	60.4	33.6	20.1	60.1	94.1	<23	116	159	26.6	113	97.5	1290	95.5	266	94.7	137
TPE3407	1.50-	150119-1	15/01/2015	19/01/2015	26/01/2015	408	104	<12	167	<14	<15	60.3	<24	<14	58.3	105	<23	49.5	510	<18	4880	101	6960	105	747	103	83.5
TPE3450	0.50-	150119-1	15/01/2015	19/01/2015	27/01/2015	93.1	106	<12	166	<14	<15	47.9	<24	<14	68.3	99.4	<23	52.5	262	<18	222	105	1730	102	659	104	164
TPE3450	1.50-	150119-1	15/01/2015	19/01/2015	27/01/2015	130	99.6	<12	124	<14	<15	21.3	<24	<14	37.8	85.9	<23	28.7	196	<18	252	98.1	1340	91.6	464	97.5	86.7
TPE3451	0.50-	150119-1	15/01/2015	19/01/2015	27/01/2015	165	104	<12	177	<14	<15	33.6	<24	<14	41.6	104	<23	43.6	373	<18	106	101	1700	105	639	106	117
TPE3451	1.50-	150119-1	15/01/2015	19/01/2015	26/01/2015	183	103	<12	113	61.5	42.5	108	34.9	24.4	79.7	104	<23	74	240	26	538	101	2090	105	453	102	116
TPE3453	0.50-	150211-33	09/02/2015	11/02/2015	07/04/2015	22.6	98.6	15	47	263	277	448	202	131	219	101	56.6	414	26.5	161	103	98	2980	104	262	97.6	335
TPE3453	1.50-	150211-33	09/02/2015	11/02/2015	19/02/2015	375	102	<12	265	63.1	58.1	112	50.2	28.7	81.4	84.6	<23	146	632	38.7	898	103	3670	92.7	736	94.6	189
TPE3453	2.50-	150211-33	09/02/2015	11/02/2015	19/02/2015	226	102	<12	142	63.4	54.8	101	30.2	22.4	71.5	112	<23	97.5	471	25.2	6290	103	8280	117	570	102	113
TPE3454	0.50-	150114-65	09/01/2015	14/01/2015	17/02/2015	17.7	94.6	<12	33.6	397	447	618	376	300	528	98.9	109	630	20.9	282	22.3	101	4590	99.5	274	91	533
TPE3454	1.50-	150114-65	09/01/2015	14/01/2015	20/01/2015	605	104	26	403	<14	<15	22.8	<24	<14	16.7	98.7	<23	72.4	1070	<18	391	105	3820	92.2	1080	96.6	134
TPE3454	2.50-	150114-65	09/01/2015	14/01/2015	20/01/2015	523	104	80.6	444	16.5	<15	28	<24	<14	23	101	<23	80.2	1000	<18	844	99.7	4630	101	1400	103	188
TPE3454	3.50-	150114-65	09/01/2015	14/01/2015	20/01/2015	1530	105	23.1	586	52.5	<15	48.8	<24	<14	84.4	99.8	<23	391	1360	<18	2680	107	9330	89.8	2260	95.4	325
TPE3455	0.50-	150114-65	09/01/2015	16/01/2015	28/01/2015	42.1	94.8	<12	68.9	260	307	709	253	220	387	91.4	94.2	460	88.2	217	131	95	3920	92.7	315	91.8	366
TPE3455	1.50-	150114-65	09/01/2015	16/01/2015	28/01/2015	<8	104	20.4	28.9	50.1	38.5	69.1	44.3	22.2	43.5	97.4	<23	58.2	<10	29.8	13.1	108	519	100	52.2	104	49
TPE3456	0.50-	150116-7	13/01/2015	16/01/2015	02/03/2015	11	103	<12	45.8	175	192	373	192	116	182	106	<23	271	<10	149	43.5	107	2180	114	175	100	249
TPE3456	1.50-	150116-7	13/01/2015	16/01/2015	26/01/2015	<8	109	<12	124	<14	<15	<15	<24	<14	<10	103	<23	38.3	363	<18	147	104	1080	104	309	108	104
TPE3457	0.50-	150116-7	13/01/2015	16/01/2015	23/01/2015	<8	104	<12	<16	<14	<15	<15	<24	<14	<10	107	<23	<17	<10	<18	<9	109	<118	89.7	31.8	96	<15
TPE3457	1.50-	150116-7	13/01/2015	16/01/2015	26/01/2015	<8	114	<12	<16	<14	<15	27.1	<24	<14	28	103	<23	<17	<10	<18	<9	110	<118	107	55.1	113	<15
TPE3458	1.00-	150119-2	14/01/2015	19/01/2015	27/01/2015	<8	106	<12	<16	<14	<15	50.4	<24	<14	38.6	97.2	<23	22.7	<10	<18	15.4	104	228	102	81.2	103	19.3
TPE3458	2.00-	150119-2	14/01/2015	19/01/2015	27/01/2015	15	96.2	<12	24.1	<14	<15	<15	<24	<14	14.5	86.8	<23	<17	69	<18	27	95.4	219	91.5	69.2	95.9	<15
TPE3459	0.50-	150119-2	14/01/2015	19/01/2015	27/01/2015	<8	98.2	13.5	<16	18.7	<15	30.9	<24	<14	20.2	95.2	<23	<17	<10	<18	11.3	102	147	96	52.1	95.3	<15
TPE3459	1.50-	150119-2	14/01/2015	19/01/2015	27/01/2015	<8	113	<12	<16	<14	<15	<15	<24	<14	13.1	96.4	<23	<17	<10	<18	<9	111	<118	91.9	40.5	111	<15
TPE3489	1.00-	150119-2	14/01/2015	19/01/2015	27/01/2015	240	110	<12	308	155	164	294	145	78.4	331	87.9	50	317	388	71.6	183	108	3420	93.2	204	105	493
TPE3489	2.00-	150119-2	14/01/2015	19/01/2015	26/01/2015	15.5	109	<12	<16	18.8	<15	29.1	<24	<14	25.6	98.2	<23	<17	<10	<18	24.7	105	182	101	51	108	17.5
TPE3490	0.50-	150119-2	14/01/2015	19/01/2015	27/01/2015	<8	104	<12	<16	<14	<15	<15	<24	<14	<10	98.9	<23	<17	<10	<18	<9	107	<118	97.8	38.1	101	<15
TPE3490	1.50-	150119-2	14/01/2015	19/01/2015	27/01/2015	<8	120	<12	<16	<14	24.8	63.3	38.2	<14	43.3	110	<23	37.4	<10	23	30.2	117	362	115	68.5	119	33.4
TPE3490	2.50-	150119-2	14/01/2015	19/01/2015	27/01/2015	<8	110	<12	<16	29.4	<15	34.5	<24	<14	28.5	102	<23	21.4	<10	<18	<9	107	151	106	37.1	109	<15
TPE3491	0.50-	150116-6	12/01/2015	16/01/2015	19/02/2015	<8	105	<12	<16	41.4	31.9	60.9	34.8	<14	35.5	101	<23	44.5	<10	23.3	<9	103	339	109	34.4	104	32.8
TPE3491	1.50-	150116-6	12/01/2015	16/01/2015	20/01/2015	<8	111	<12	<16	<14	<15	24.3	<24	<14	<10	102	<23	<17	<10	<18	<9	111	<118	104	56.4	110	<15
TPE3545	0.50-	150111-1	08/01/2015	11/01/2015	19/01/2015	<8	108	<12	<16	<14	<15	31.5	<24	<14	29	98	<23	24.5	<10	<18	11.6	108	164	92.3	48.9	107	18.4
TPE3546	0.50-	150114-65	09/01/2015	14/01/2015	22/01/2015	<8	113	<12	24.5	<14	<15	41	<24	<14	<10	108	<23	<17	32.7	<18	134	111	359	112	96	112	30.1
TPE3546	1.50-	150114-65	09/01/2015	14/01/2015	20/01/2015	311	96.9	96	343	31.1	23.8	41.2	<24	<14	25.6	115	<23	59.7	968	<18	1290	102	4130	123	810	94.9	133
TPE3547	0.50-	150114-65	09/01/2015	14/01/2015	22/01/2015	<8	118	<12	<16	38.9	35.1	61.1	40.2	<14	51.2	110	<23	38.7	11.9	22.3	137	114	591	116	79.6	114	74.9
TPE3548	0.50-	150114-65	09/01/2015	14/01/2015	16/02/2015	<8	110	<12	<16	58.6	42	118	56.6	34.7	89.6	100	<23	108	<10	43.8	12.3	110	745	98.1	94.2	109	87.2
TPE3548	1.50-	150114-65	09/01/2015	14/01/2015	18/01/2015	107	100	<12	51.3	<14	<15	30.7	<24	<14	<10	99.1	<23	<17	196	<18	95.2	104	753	92	273	95.8	<15
TPE3549	0.50-	150116-6	12/01/2015	16/01/2015	23/01/2015	11.9	105	<12	<16	156	184	356	139	105	223	99.9	46.2	311	<10	125	51.2	103	2140	105	205	104	226
TPE3549	1.50-	150116-6	12/01/2015	16/01/2015	20/01/2015	<8	115	<12	<16	<14	20.2	31.6	<24	<14	28.3	103	<23	28.4	<10	<18	<9	114	182	100	52.5	112	21.3
TPE3549	2.50-	150116-6	12/01/2015	16/01/2015	20/01/2015	34.9	104	<12	28.6	<14	<15	<15	<24	<14	<10	96.3	<23	<17	62.1	<18	99.7	102	302	95	76.6	104	<15
TPE3550	0.50-	150211-33	09/02/2015	11/02/2015	23/02/2015	26.1	109	<12	82.2	402	400	635	273	193	291	111	73.4	589	28.5	223	46.8	110	4050	115	334	107	452
TPE3584	0.50-	150203-46	02/02/2015	03/02/2015	13/02/2015	116	105	<12	75.3	95.4	51.5	106	60.9	34.3	262	94.4	<23	115	158	44.1	216	107	1780	100	265	103	181
TPE3585	0.50-	150205-112	03/02/2015	05/02/2015	18/02/2015	<8	103	<12	23.5	256	277	410	230	249	362	91.6	81	414	<10	203	39.9	104	3140	88.2	265	99.4	324
TPE3585	1.50-	150205-112	03/02/2015	05/02/2015	17/02/2015	123	103	<12	36	28.8	<15	63.7	<24	<14	63.5	98.7	<23	<17	172	<18	180	103	813	104	125	102	20.7
TPE3586	0.50-	150205-112	03/02/2015	05/02/2015	18/02/2015	75	115	68.5	80.5	97.3	86.8	108	88.3	59	103	102	78.7	104	80.7	83.7	79.7	115	1420	98	124	108	101
TPE3586	1.50-	150205-112	03/02/2015	05/02/2015	17/02/2015	129	103	<12	83.8	<14	<15	65.6	<24	<14	67.4	102	<23	32.7	252	<18	179	102	1080	105	226	101	39.9
TPE3586	2.50-	150205-112	03/02/2015	05/02/2015	17/02/2015	209	102	<12	72.2	20.5	<15	52	<24	<14	46	92.4	<23	33.5	245	<18	212	101	1280	95.6	347	97.9	38.4
TPE3636	0.50-	150114-65	09/01/2015	14/01/2015	22/01/2015	82	113	<12	156	154	221	259	308	96.8	151	106	59	287	148	156	194	110	3100	113	453	111	376
TPE3636	1.50-	150114-65	09/01/2015	14/01/2015	18/01/2015	264	104	32.5	271	115	98.2	145	90	47.9	101	101	<23	187	490	54.2	453	106	3530	97.8	878	94.5	298
TPE3636	2.50-	150114-65	09/01/2015	14/01/2015	20/01/2015	2910	108	88.8	2970	534	286	328	132	85.9	914	99.4	45	1700	4120	79.3	1700	99.6	29100	104	10900	105	2250
TPE3637	1.00-	150111-1	08/01/2015	11/01/2015	19/01/2015	<8	105	<12	<16	<14	<15	58.2	<24	<14	61.3	98.2	<23	<17	<10	<18	<9	105	248	96.6	129	106	<15
TPE3637	2.00-	150111-1	08/01/2015	11/01/2015	16/01/2015	102	96.4	<12	171	44.1	<15	38.7	<24	<14	53.1	99.6	<23	58.6	272	<18	452	97.1	1490	102	202	97	98.1
TPE3638	0.50-	150111-1	08/01/2015	11/01/2015	19/01/2015	16.3	113	17	64.7	276	339	519	412	178	317	102	77.1	482	27.3	231	110	113	3830	101	334	114	435
TPE3638	1.50-	150111-1	08/01/2015	11/01/2015	16/01/2015	77.2	98.8	<12	128	<14	<15	43	<24	<14	24.9	102	<23	27.1	232	<18	266	99.7	1230	106	394	97.6	36.6
TPE3638	2.50-	150111-1	08/01/2015	11/01/2015	15/01/2015	769	99.4	83.3	759	110	47.2	83.4	34.3	21.7	89.5	110	<23	198	1690	<18	2670	105	9340	115	2360	100	422
TPE3639	0.50-	150111-1	08/01/2015	11/01/2015	19/01/2015	43.9	100	<12	145	<14	<15	40.4	<24	<14	44	96.3	<23	26.5	292	<18	62.5	102	1120	101	410	97.3	59.5
TPE3639	1.50-	150111-1	08/01/2015	11/01/2015	16/01/2015	58.2	115	<12	222	62.9	66.3	144	61.7	35.1	169	102	<23	99	537	33.8	165	114	2730	102	890	112	190
TPE3641	0.50-	150211-33	09/02/2015	11/02/2015	23/02/2015	94.2	118	53.9	227	1610	1890	2940	1380	917	1370	123	388	2010	102	1130	93.8	116	16700	125	858	116	1580
TPE3641	1.50-	150211-33	09/02/2015	11/02/2015	19/02/2015	10.4	97.9	<12	214	82.7	60	92.2	166	60.4	287	92.4	218	51.9	24.2	76.1	74.2	97.7	1570	96	99.1	95.5	49.6
TPE3641	2.50-	150211-33	09/02/2015	11/02/2015	19/02/2015	71.2	105	<12	58.2	<14	<15	<15	<24	<14	25.6	98.3	<23	<17	122	<18	141	103	741	98.6	305	104	17.8
TPE3642	0.50-	150203-46	02/02/2015	03/02/2015	26/03/2015	<8	98.9	<12	80.3	322	323	525	255	187	329	96.6	82.5	447	110	234	79.9	78.9	3590	100	266	76.7	349
TPE3667	0.50-	150203-46	02/02/2015	03/02/2015	26/03/2015	33.7	93	23.5	72	231	269	392	219	155	241	86.9	63.7	424	35	179	64.4	94.2	3030	91.5	249	92.4	380
TPE3667	1.50-	150203-46	02/02/2015	03/02/2015	11/02/2015	244	105	<12	157	64.9	56.9	95.2	42	28	57.2	107	<23	104	443	30.3	286	102	2290	109	535	105	150
TPE3668	0.50-	150203-46	02/02/2015	03/02/2015	26/03/2015	31.6	93.9	31.1	126	676	963	1360	1210	501	767	86.2	278	921	39.4	752	116	93.9	8950	91.5	402	92.7	774
TPE3716	0.50-	150111-1	08/01/2015	11/01/2015	19/01/2015	128	100	<12	19.1	<14	<15	39.2	<24	<14	<10	105	<23	<17	40.3	<18	32.3	103	324	104	65.1	99.9	<15
TPE3716	1.50-	150111-1	08/01/2015	11/01/2015	16/01/2015	<8	95.3	<12	<16	<14	<15	44.1	<24	<14	27.1	89.7	<23	<17	20.4	<18	16	97.6	300	90	165	92.9	27
TPE3718	0.50-	150203-46	02/02/2015	03/02/2015	13/02/2015	3390	99.2	251	9990	22100	15800	20300	9260	8790	20900	92.9	3600	49300	4870	8390	250	97.8	253000	90.2	43400	97.5	32900
TPE3718	1.50-	150203-46	02/02/2015	03/02/2015	10/02/2015	1160	99.1	<12	474	<14	<15	46.3	<24	<14	63.1	101	<23	52.9	1690	<18	510	96.2	6170	99.2	2030	96.8	150
TPE3718	2.50-	150203-46	02/02/2015	03/02/2015	10/02/2015	1290	101	<12	585	34	19.4	59.6	<24	<14	69.9	109	<23	84.5	1930	<18	541	99	7200	106	2400	102	191
TPE3719	0.50-	150203-46	02/02/2015	03/02/2015	26/03/2015	119	101	53.9	459	3610	3100	5090	1910	1750	3030	105	814	4820	147	1820	105	99.2	31900	108	1620	101	3480

Monitor Phase 69

Excavation
No furter action

Trial Pit	Sample Depth	SDG ID.	Date Sampled	Received On	Date Complete	Acenaphthene	Acenaphthene-d10 % recovery**	Acenaphthylene	Anthracene	Benz(a)anthracene	Benzo(a)pyrene	Benzo(b)fluoranthene	Benzo(g,h,i)perylene	Benzo(k)fluoranthene	Chrysene	Chrysene-d12 % recovery**	Dibenzo(a,h)anthracene	Fluoranthene	Fluorene	Indeno(1,2,3-cd)pyrene	Naphthalene	Naphthalene-d8 % recovery**	PAH, Total Detected USEPA 16	Perylene-d12 % recovery**	Phenanthrene	Phenanthrene-d10 % recovery**	Pyrene
					Commercial >1m	µg/kg	%	µg/kg	µg/kg	µg/kg	µg/kg	µg/kg	µg/kg	µg/kg	µg/kg	%	µg/kg	µg/kg	µg/kg	µg/kg	µg/kg	%	µg/kg	%	µg/kg	%	µg/kg
TPE3719	1.50-	150203-46	02/02/2015	03/02/2015	10/02/2015	324	107	<12	492	394	346	471	379	131	558	110	97.8	467	637	222	207	106	7500	116	1620	107	1150
TPE2293	0.50-	150309-45	05/03/2015	09/03/2015	02/04/2015	<8	99.6	<12	<16	<14	<15	<15	<24	<14	<10	102	<23	<17	<10	<18	<9	103	<118	114	41.3	98.1	<15
TPE2293	0.50-	150324-26	19/03/2015	24/03/2015	22/04/2015	544	87.7	<12	872	698	876	1410	673	537	1200	95.1	203	1750	1290	491	1130	85.8	16800	103	2920	88.7	2170
TPE2293	1.50-	150309-45	05/03/2015	09/03/2015	01/04/2015	67.4	96.3	<12	320	73.1	85.5	163	124	53.2	215	103	28.3	157	122	59.4	243	94.4	2340	126	200	93.1	432
TPE2293	1.50-	150324-26	19/03/2015	24/03/2015	22/04/2015	<8	88.8	<12	<16	<14	24.2	42.3	<24	<14	13.1	90.6	<23	42.5	<10	<18	38.9	91.4	265	99.3	45.6	87.8	58.7
TPE2293	2.50-	150324-26	19/03/2015	24/03/2015	22/04/2015	<8	85.1	<12	<16	<14	<15	<15	<24	<14	<10	84.9	<23	<17	<10	<18	<9	88.7	<118	91.8	<15	84.4	<15
TPE2293	3.50-	150324-26	19/03/2015	24/03/2015	22/04/2015	<8	83.8	<12	24.6	<14	18.3	31.1	<24	<14	<10	87.2	<23	24.9	<10	<18	20.5	86.8	208	93.6	44.4	84	44.2
TPE2581	0.50-	150309-45	05/03/2015	09/03/2015	02/04/2015	<8	99.9	<12	<16	<14	18.1	43.6	<24	<14	34.3	104	<23	20.3	<10	<18	23.7	103	183	117	43	97.7	<15
TPE2581	1.50-	150309-45	05/03/2015	09/03/2015	01/04/2015	<8	93.6	<12	<16	23	<15	30.7	<24	<14	24.2	102	<23	<17	15.1	<18	518	92.3	677	117	66	93.1	<15
TPE2581	2.50-	150309-45	05/03/2015	09/03/2015	01/04/2015	<8	93.6	<12	<16	18.9	<15	19.5	<24	<14	14	106	<23	<17	<10	<18	355	90.4	440	126	32.2	93.1	<15
TPE2615	0.50-	150312-105	10/03/2015	12/03/2015	08/04/2015	<8	87.6	<12	88.8	<14	<15	61.6	<24	<14	78.8	87.5	<23	69.7	123	<18	69.3	88.2	816	87	247	85.8	77.5
TPE2671	0.50-	150312-105	10/03/2015	12/03/2015	08/04/2015	19.6	89.9	<12	57.1	95.7	80.4	174	54.3	55.2	177	90.1	<23	171	41.1	46	50	91.9	1470	93	300	87.7	154
TPE2671	1.50-	150312-105	10/03/2015	12/03/2015	08/04/2015	10.9	85.2	<12	38.9	37.9	36.1	55.9	31.4	20.8	50.5	90.3	<23	76.8	18.4	25.1	44.1	84.8	612	96.9	92.7	83.3	72
TPE2671	2.50-	150312-105	10/03/2015	12/03/2015	01/04/2015	21.4	96.3	<12	41.5	199	215	387	178	145	306	94.7	51.6	399	24.5	135	34.8	93.7	2740	98.2	270	93.1	337
TPE2676	0.50-	150309-45	05/03/2015	09/03/2015	02/04/2015	26.8	107	17.8	89.6	304	403	712	560	259	396	105	132	457	75.4	362	115	109	4650	102	304	104	435
TPE2676	1.50-	150309-45	05/03/2015	09/03/2015	01/04/2015	85.4	97.7	<12	84.2	78.5	59.1	117	51.2	38.4	80.9	96.3	<23	162	180	41.2	289	93.7	1770	111	358	97.1	142
TPE2676	2.50-	150309-45	05/03/2015	09/03/2015	31/03/2015	39.2	93.7	<12	53.5	<14	<15	32.9	<24	<14	51.8	96.9	<23	29.4	60.8	<18	217	90.4	775	109	242	93.8	48.2
TPE2676	3.50-	150309-45	05/03/2015	09/03/2015	31/03/2015	32	94.4	<12	48.3	<14	<15	41	<24	<14	46.4	95.7	<23	28.4	50.4	<18	244	93.1	792	111	252	94.2	50.1
TPE2679	0.50-	150324-26	19/03/2015	24/03/2015	22/04/2015	<8	91.3	<12	<16	17.8	32.9	36.6	29.6	<14	<10	93.3	<23	50.9	<10	21.7	<9	92.7	248	90.8	19.1	89	39
TPE2679	1.50-	150324-26	19/03/2015	24/03/2015	22/04/2015	<8	84.5	<12	<16	88	97	104	62.4	38.4	66.4	84.4	<23	126	<10	48.1	<9	88.5	781	88	49.5	83.5	101
TPE2679	2.50-	150324-26	19/03/2015	24/03/2015	22/04/2015	<8	89.5	<12	<16	211	202	233	120	101	156	87.6	32	344	<10	96.1	15.3	94.2	1890	87.2	92.6	88.4	291
TPE2679	3.50-	150324-26	19/03/2015	24/03/2015	22/04/2015	<8	87.7	<12	<16	<14	<15	<15	<24	<14	<10	84.9	<23	<17	<10	<18	114	91.2	<118	87.9	<15	86.7	<15
TPE2679	4.50-	150324-26	19/03/2015	24/03/2015	22/04/2015	60	101	29.4	99.8	<14	<15	<15	<24	<14	<10	101	<23	<17	154	<18	744	103	1380	108	261	100	34.4
TPE2722	0.50-	150324-26	19/03/2015	24/03/2015	22/04/2015	<8	83.9	<12	<16	26.3	36.2	107	50.4	19	112	83.3	<23	51	<10	32.2	79.6	86.3	835	87.4	273	83.7	48.8
TPE2722	1.50-	150324-26	19/03/2015	24/03/2015	20/04/2015	<8	93.4	<12	<16	<14	25.9	83.5	30.6	<14	122	84.7	<23	56.1	<10	23.1	50.4	94.5	666	84	216	89.7	59.3
TPE2722	2.50-	150324-26	19/03/2015	24/03/2015	20/04/2015	<8	92.2	<12	<16	<14	<15	71.1	<24	<14	120	81	<23	24.6	<10	<18	62.1	94.8	582	81.7	305	87.5	<15
TPE2729	0.50-	150324-26	19/03/2015	24/03/2015	22/04/2015	67.2	100	<12	97.5	233	236	321	214	162	301	91.2	55.9	819	62.8	151	12.1	106	3980	84.3	642	98.4	605
TPE2729	1.50-	150324-26	19/03/2015	24/03/2015	22/04/2015	89.4	122	15.3	103	516	438	712	316	236	498	109	92.2	922	61.5	257	23	128	5260	106	367	115	615
TPE2729	2.50-	150324-26	19/03/2015	24/03/2015	22/04/2015	15.4	79.7	<12	<16	147	176	266	158	81	155	65.5	35.7	245	13.6	110	21.8	90.7	1740	63.4	118	72.6	197
TPE2730	0.50-	150324-26	19/03/2015	24/03/2015	22/04/2015	<8	95.8	<12	<16	63.2	72.7	80.5	63.7	55.1	92.8	86.6	<23	152	<10	45.3	<9	104	822	79.2	90.1	95	106
TPE2730	1.50-	150324-26	19/03/2015	24/03/2015	22/04/2015	43.7	82.4	<12	71.5	379	304	475	203	157	348	73.5	52.7	796	38.7	157	19.1	90.9	4100	70.2	429	78.1	621
TPE2730	2.50-	150324-26	19/03/2015	24/03/2015	22/04/2015	<8	94.4	<12	<16	83.6	136	186	140	60.2	94.8	97.7	33.2	116	<10	103	27.2	97.3	1150	110	71.4	93.1	98.5
TPE2731	0.50-	150324-26	19/03/2015	24/03/2015	22/04/2015	9.89	102	<12	33.2	129	157	210	120	78.1	145	94.2	37.5	297	<10	88.9	11	105	1700	94	150	99.5	235
TPE2731	1.50-	150324-26	19/03/2015	24/03/2015	22/04/2015	13.2	106	14.6	34.7	190	240	228	163	101	178	99.8	43.9	389	<10	134	15.5	106	2190	98.6	142	102	302
TPE2731	2.50-	150324-26	19/03/2015	24/03/2015	22/04/2015	1610	106	95.7	2490	74.4	79.8	102	57.8	48.8	72.4	101	<23	305	4150	49.7	1320	90.6	19200	91.9	8450	103	344
TPE2731	3.50-	150324-26	19/03/2015	24/03/2015	22/04/2015	53.6	107	24.2	56.5	<14	<15	<15	<24	<14	<10	111	<23	21.9	196	<18	939	106	1530	109	205	105	33.2
TPE2731	4.50-	150324-26	19/03/2015	24/03/2015	22/04/2015	191	93.7	39.7	109	20.7	<15	<15	<24	<14	24.9	92.2	<23	22.5	304	<18	744	94.7	1900	87.5	397	91	45.8
TPE2735	2.00-	150309-45	05/03/2015	09/03/2015	01/04/2015	557	99.9	<12	847	236	225	317	192	138	348	104	65.4	508	1440	160	2780	98.4	10800	112	2400	97.7	612
TPE2735	4.00-	150309-45	05/03/2015	09/03/2015	31/03/2015	112	93.9	29.7	149	32.4	25.2	<15	29.1	22	62.9	95.4	<23	87.1	267	<18	200	93.2	1570	103	410	91.3	141
TPE2769	0.50-	150324-26	19/03/2015	24/03/2015	22/04/2015	18.4	87	23.2	59.1	97	154	190	116	67.9	102	90.9	30	140	56.8	82.9	58.5	87.1	1580	98.3	129	88.7	253
TPE2769	1.50-	150324-26	19/03/2015	24/03/2015	20/04/2015	176	92.6	<12	274	445	325	505	197	203	362	91.2	64.7	776	337	171	149	94.4	5230	92.3	549	89.6	695
TPE2769	2.50-	150324-26	19/03/2015	24/03/2015	21/04/2015	116	96.4	<12	80.2	21.8	<15	36.7	<24	<14	38.9	95.5	<23	47.6	365	<18	336	91.8	1610	89.1	526	89.4	44.1
TPE2774	0.50-	150324-26	19/03/2015	24/03/2015	22/04/2015	30.6	87.5	<12	267	160	162	298	128	96.3	334	90.6	40.8	246	78.9	100	101	89.9	2650	87.2	276	87.3	335
TPE2774	1.50-	150324-26	19/03/2015	24/03/2015	20/04/2015	19.4	89.9	<12	78	146	153	227	141	93.9	240	91	42	235	41	101	88.4	93.9	2110	87	253	89.4	247
TPE2774	2.50-	150324-26	19/03/2015	24/03/2015	20/04/2015	<8	95.7	<12	<16	<14	19.3	34.7	<24	<14	18.4	84.5	<23	25.2	<10	<18	22.9	97	188	84.9	42.1	91	25.6
TPE2774	3.50-	150324-26	19/03/2015	24/03/2015	20/04/2015	<8	92.1	<12	<16	<14	<15	<15	<24	<14	<10	81.1	<23	<17	<10	<18	<9	93.7	<118	80.9	<15	88.3	<15
TPE2776	0.50-	150312-82	09/03/2015	12/03/2015	01/04/2015	<8	95.2	<12	<16	15.9	33.8	111	33.5	23.7	131	92.8	<23	88.4	<10	22.6	52.2	93.2	903	98.2	300	94.3	90.9
TPE2776	1.50-	150312-82	09/03/2015	12/03/2015	01/04/2015	<8	94.7	<12	<16	<14	<15	19.7	<24	<14	16.8	89.5	<23	<17	<10	<18	<9	92.3	<118	100	22.6	93	<15
TPE2776	2.50-	150312-82	09/03/2015	12/03/2015	01/04/2015	<8	100	<12	84.3	59.6	70.3	130	131	44.1	98.3	98.4	<23	91.9	<10	63.4	34.5	97.9	1060	116	156	96.8	96.3
TPE2776	3.50-	150312-82	09/03/2015	12/03/2015	01/04/2015	2740	111	<12	118000	953	578	868	528	207	3050	117	160	2070	19200	262	3350	107	181000	134	25300	99.8	4300
TPE2776	4.50-	150312-82	09/03/2015	12/03/2015	01/04/2015	5220	111	<120	106000	1430	1100	1380	946	795	3220	113	652	2020	19300	653	12700	113	186000	122	27900	105	3680
TPE2782	0.50-	150324-26	19/03/2015	24/03/2015	22/04/2015	11.7	106	<12	32	176	207	238	188	118	223	97.4	53	366	17.7	143	15.6	109	2240	95.7	159	101	289
TPE2782	1.50-	150324-26	19/03/2015	24/03/2015	22/04/2015	342	105	123	705	4230	3660	4250	2190	1610	3820	108	811	6170	350	2010	166	106	37700	106	3000	102	4260
TPE2782	2.50-	150324-26	19/03/2015	24/03/2015	22/04/2015	<8	88.8	<12	<16	67.9	112	118	157	56	96.9	89.2	27.9	92.4	<10	94	37.3	90.1	993	91.6	50	86.8	83.6
TPE2782	3.50-	150324-26	19/03/2015	24/03/2015	22/04/2015	279	104	30.2	276	28.1	23.8	83.3	<24	<14	31.5	106	<23	74.9	545	<18	789	106	3000	113	734	103	109
TPE2782	4.50-	150324-26	19/03/2015	24/03/2015	22/04/2015	354	108	55.9	556	19.2	25.6	75.5	<24	<14	23.6	111	<23	104	760	<18	845	108	4390	118	1440	107	138
TPE2783	0.50-	150324-26	19/03/2015	24/03/2015	22/04/2015	14	92.4	<12	23.7	185	165	223	141	87.4	205	94.7	40.9	332	13.9	112	12.6	99	1940	84.8	136	87.8	245
TPE2783	1.50-	150324-26	19/03/2015	24/03/2015	22/04/2015	22.8	84.1	<12	21.8	125	160	149	102	68.3	111	83	<23	234	16.9	81.8	<9	88.3	1390	89	120	81.9	178
TPE2783	2.50-	150324-26	19/03/2015	24/03/2015	22/04/2015	<8	81	<12	<16	<14	<15	21.2	29.3	<14	<10	78.8	<23	<17	<10	<18	32.1	84.7	<118	82	19.2	80	<15
TPE2783	3.50-	150324-26	19/03/2015	24/03/2015	22/04/2015	63.7	84.9	<12	79.2	58.5	31	50.2	<24	16.8	55.8	84	<23	103	115	<18	128	85.4	1010	88.1	219	83.7	88.7
TPE2783	4.50-	150324-26	19/03/2015	24/03/2015	22/04/2015	19.9	84.6	<12	63.2	<14	<15	37.3	<24	<14	16.3	83.8	<23	48.6	81.4	<18	416	87	965	85.8	233	83.8	49.6
TPE2784	0.50-	150324-26	19/03/2015	24/03/2015	22/04/2015	<8	92.4	<12	<16	74	87.5	115	66.3	53.9	90.9	84.7	<23	163	<10	55.1	<9	92.3	888	88.6	62.8	87.4	121
TPE2784	1.50-	150324-26	19/03/2015	24/03/2015	22/04/2015	15.5	102	16.4	31.9	232	320	418	231	116	185	90	61.8	458	<10	190	19.8	107	2800	86.3	156	93.9	348
TPE2784	2.50-	150324-26	19/03/2015	24/03/2015	22/04/2015	59.1	106	44.1	142	932	964	1040	679	485	885	105	197	1660	56	570	39.4	107	9620	105	611	103	1260
TPE2784	3.50-	150324-26	19/03/2015	24/03/2015	22/04/2015	<8	101	<12	<16	<14	<15	<15	<24	<14	<10	93.9	<23	<17	<10	<18	11.9	101	<118	84.5	29.2	98	<15
TPE2784	4.50-	150324-26	19/03/2015	24/03/2015	22/04/2015	<8	96	<12	<16	<14	<15	<15	<24	<14	<10	106	<23	<17	<10	<18	<9	94.9	<118	103	28.4	96.6	<15
TPE2838	0.50-	150402-82	31/03/2015	02/04/2015	07/05/2015	9.87	93.2	<12	23.9	133	142	253	96.9	85.3	193	88.2	35.8	311	19	85.4	34.8	94.6	1940	92	282	95.9	234
TPE2838	1.50-	150402-82	31/03/2015	02/04/2015	06/05/2015	<8	88.3	<12	<16	26.3	18.8	48.8	<24	<14	35.4	83.3	<23	28.5	<10	<18	<9	88.9	214	83.4	35.5	88.9	20.2
TPE2838	2.50-	150402-82	31/03/2015	02/04/2015	06/05/2015	<8	99.4	<12	<16	<14	<15	62.8	<24	<14	<10	84.1	<23	35.9	<10	<18	10.7	101	345	87.1	212	98.6	23.5
TPE2948	0.50-	150312-82	09/03/2015	12/03/2015	01/04/2015	32.5	96	<12	82.3	213	204	354	144	97.1	277	95.3	39.7	367	41	107	152	94.8	2820	102	321	95.5	390
TPE2948	1.50-	150312-82	09/03/2015	12/03/2015	01/04/2015	<8	111	<12	<16	<14	<15	19.5	<24	<14	32.7	110	<23	<17	32.4	<18	284	115	474	123	106	110	<15
TPE2948	2.50-	150312-82	09/03/2015	12/03/2015	01/04/2015	170	101	<12	273	<14	<15	28	<24	<14	<10	116	<23	<17	342	<18	154	101	2120	124	960	105	192
TPE2948	3.50-	150312-82	09/03/2015	12/03/2015	01/04/2015	70	107	<12	116	193	185	355	167	113	256	112	55.1	389	102	130	1080	109	4010	124	429	106	379
TPE2985	0.50-	150312-82	09/03/2015	12/03/2015	01/04/2015	24.1	96.7	16.6	115	185	225	360	201	139	251	98.8	64.9	258	51.5	159	87.4	96.2	2680	114	279	93	259
TPE2985	1.00-	150312-82	09/03/2015	12/03/2015	01/04/2015	<8	116	<12	<16	<14	<15	19.3	<24	<14	29.9	111	<23	<17	<10	<18	11.7	115	124	114	62.6	115	<15
TPE2985	2.00-	150312-82	09/03/2015	12/03/2015	01/04/2015	251	93.4	65.8	47	<14	<15	34.2	<24	<14	38.1	95.6	<23	29.5	71	<18	79.1	89.8	798	107	147	93.1	35.5
TPE2985	3.00-	150312-82	09/03/2015	12/03/2015	01/04/2015	372	104	<12	151	61.5	34.7	55.3	<24	20.8	80.6	103	<23	93.1	172	<18	346	104	1900	113	389	103	119
TPE2985	4.00-	150312-82	09/03/2015	12/03/2015	01/04/2015	661	99.9	<12	224	76.8	45.5	81.1	<24	<14	94.5	100	<23	123	245	<18	400	97	2550	108	444	97.1	158
TPE2989	0.50-	150312-82	09/03/2015	12/03/2015	31/03/2015	<8	94.9	<12	<16	25.7	29.4	109	36.7	22	154	91.9	<23	56.1	<10	25.8	61.2	92.5	904	97.3	335	93.9	50
TPE2989	1.50-	150312-82	09/03/2015	12/03/2015	01/04/2015	<8	97.9	<12	<16	77.9	62	127	55.1	38.4	100	93.3	<23	113	<10	40.5	26.7	105	826	92.6	93.4	97.7	91.6
TPE2999	0.50-	150402-82	31/03/2015	02/04/2015	06/05/2015	<8	94.4	<12	<16	<14	<15	<15	<24	<14	<10	89.7	<23	<17	<10	<18	<9	95.8	<118	95.1	19.1	97.1	<15
TPE2999	1.50-	150402-82	31/03/2015	02/04/2015	06/05/2015	<8	94.5	<12	<16	<14	<15	<15	<24	<14	<10	81.3	<23	<17	<10	<18	<9	96.7	<118	80.5	23.9	91.3	<15
TPE2999	2.50-	150402-82	31/03/2015	02/04/2015	06/05/2015	<8	93.3	<12	<16	<14	<15	24.3	<24	<14	25	87.1	<23	<17	<10	<18	<9	94.6	<118	90.5	65.3	94.1	<15
TPE2999	3.50-	150402-82	31/03/2015	02/04/2015	06/05/2015	<8	90.2	<12	<16	<14	<15	35.5	<24	<14	43.3	87.6	<23	<17	<10	<18	<9	91.2	186	87.7	107	90.9	<15
TPE2999	4.50-	150402-82	31/03/2015	02/04/2015	06/05/2015	90.7	95.6	<12	127	<14	<15	64.9	<24	<14	78.1	98.6	<23	52.3	126	<18	<9	94.1	889	105	290	98.7	59.6
TPE3028	0.50-	150312-82	09/03/2015	12/03/2015	01/04/2015	39.5	96.7	13.5	70.9	92.8	121	173	76.8	57.3	111	98.1	25.7	92.8	35	59.6	93	97.2	1390	115	137	95.5	190
TPE3028	1.50-	150312-82	09/03/2015	12/03/2015	01/04/2015	<8	99.5	<12	<16	<14	<15	<15	<24	<14	22.4	96.3	<23	<17	<10	<18	17.9	102	<118	103	60.6	97.9	<15
TPE3031	0.50-	150312-82	09/03/2015	12/03/2015	01/04/2015	29.4	94.3	<12	73.9	124	112	188	79.6	57	139	96.2	28.2	145	47.1	58.5	171	94.1	1620	113	194	93	168
TPE3031	1.50-	150312-82	09/03/2015	12/03/2015	01/04/2015	<8	98.2	<12	<16	<14	<15	22.2	<24	<14	29.4	95.7	<23	<17	<10	<18	53.7	101	193	106	87.5	97.5	<15
TPE3038	0.50-	150324-26	19/03/2015	24/03/2015	21/04/2015	<8	96.4	<12	<16	29.1	<15	32.1	<24	<14	27	94	<23	20.6	<10	<18	17.8	102	197	94	47.4	95.7	23.2
TPE3038	1.50-	150324-26	19/03/2015	24/03/2015	22/04/2015	<8	82.2	<12	<16	19.6	<15	18.6	<24	<14	19.6	80.1	<23	<17	<10	<18	12.8	85.3	128	75.8	35.4	81.2	22
TPE3038	2.50-	150324-26	19/03/2015	24/03/2015	22/04/2015	12.4	79	<12	47.3	96.8	99.1	148	59.6	37.3	83.8	79.9	<23	103	22.9	42.6	78	83.8	1150	82.4	112	78	207
TPE3039	0.50-	150324-26	19/03/2015	24/03/2015	21/04/2015	20.1	98.1	<12	33.1	229	330	576	247	186	432	93.9	78.8	645	20.6	200	154	99.8	4280	94.3	626	94.5	506
TPE3039	1.50-	150324-26	19/03/2015	24/03/2015	22/04/2015	<8	108	<12	<16	26	<15	20.3	<24	<14	20.5	104	<23	<17	<10	<18	<9	113	<118	107	31.2	106	<15

Monitor Phase 69

Excavation
No furter action

Trial Pit	Sample Depth	SDG ID.	Date Sampled	Received On	Date Complete	Acenaphthene	Acenaphthene-d10 % recovery**	Acenaphthylene	Anthracene	Benz(a)anthracene	Benzo(a)pyrene	Benzo(b)fluoranthene	Benzo(g,h,i)perylene	Benzo(k)fluoranthene	Chrysene	Chrysene-d12 % recovery**	Dibenzo(a,h)anthracene	Fluoranthene	Fluorene	Indeno(1,2,3-cd)pyrene	Naphthalene	Naphthalene-d8 % recovery**	PAH, Total Detected USEPA 16	Perylene-d12 % recovery**	Phenanthrene	Phenanthrene-d10 % recovery**	Pyrene
					Commercial >1m	µg/kg	%	µg/kg	µg/kg	µg/kg	µg/kg	µg/kg	µg/kg	µg/kg	µg/kg	%	µg/kg	µg/kg	µg/kg	µg/kg	µg/kg	%	µg/kg	%	µg/kg	%	µg/kg
TPE3039	2.50-	150324-26	19/03/2015	24/03/2015	22/04/2015	<8	91.7	<12	<16	<14	<15	35.8	<24	<14	<10	92.5	<23	<17	<10	<18	15.1	93.8	<118	86.5	46.2	90.2	<15
TPE3040	0.50-	150324-26	19/03/2015	24/03/2015	20/04/2015	14.4	96.4	<12	34.8	138	177	302	124	103	197	87	47.2	166	32.6	101	71.4	97.5	1890	96.4	213	91	165
TPE3040	1.50-	150324-26	19/03/2015	24/03/2015	21/04/2015	<8	97.2	<12	<16	<14	<15	213	<24	<14	451	86.4	39.1	80.7	47.9	<18	331	97.1	2080	82.9	880	93	40.6
TPE3040	2.50-	150324-26	19/03/2015	24/03/2015	21/04/2015	<8	91.3	<12	<16	<14	<15	<15	<24	<14	<10	85.4	<23	<17	<10	<18	22.1	92.1	<118	87.2	29.5	88.5	<15
TPE3040	3.20-	150324-26	19/03/2015	24/03/2015	22/04/2015	<8	97.9	<12	28.6	87.8	72.3	136	64.7	44.7	116	89.5	<23	138	<10	48.6	38.6	94.4	1010	91.5	120	97.7	109
TPE3041	0.50-	150324-26	19/03/2015	24/03/2015	22/04/2015	40	90.9	<12	91.8	47.2	77.9	102	133	42.5	62.4	98.4	<23	144	177	48	87.4	91.1	1450	104	249	89.4	147
TPE3041	1.50-	150324-26	19/03/2015	24/03/2015	21/04/2015	<8	84	<12	<16	<14	32.8	58.4	<24	19.6	<10	88.4	<23	36.5	<10	<18	162	87.1	382	95.9	34.8	83.1	37.9
TPE3041	2.50-	150324-26	19/03/2015	24/03/2015	22/04/2015	34.7	92.1	<12	62.5	160	170	293	141	126	211	97.7	46.2	226	135	109	214	90.7	2400	97.1	217	89	251
TPE3041	3.50-	150324-26	19/03/2015	24/03/2015	22/04/2015	23.9	100	<12	45.9	<14	25.5	31.9	<24	24	<10	93.5	<23	77.5	110	<18	81.5	102	645	90.6	123	96.4	103
TPE3074	0.50-	150311-94	06/03/2015	11/03/2015	07/04/2015	21.2	83.8	<12	64.2	214	174	241	130	96.6	262	89.9	36.9	378	96.9	92.5	257	83.7	2860	98.1	343	82.2	456
TPE3074	1.50-	150311-94	06/03/2015	11/03/2015	03/04/2015	14	83.7	<12	40	89.3	96.7	141	104	61	114	88	30.4	141	67.3	69	146	84.6	1490	95.6	206	81.1	168
TPE3075	0.50-	150324-26	19/03/2015	24/03/2015	22/04/2015	<8	93.4	<12	25.7	92.5	68.4	133	68.5	47.7	101	94.3	<23	144	<10	50.8	48.9	97.5	1070	97.8	158	91.6	131
TPE3075	1.50-	150324-26	19/03/2015	24/03/2015	21/04/2015	13.6	90.2	<12	35.8	64.5	51.9	104	52.1	35.5	187	91.5	<23	104	48.2	33.5	195	92.8	1370	88.3	335	89.9	112
TPE3080	0.50-	150324-26	19/03/2015	24/03/2015	21/04/2015	28.8	91.6	<12	38.9	<14	22.7	41	<24	<14	19.8	93.6	<23	31.7	26.8	<18	44.6	91.7	353	91.8	68.9	90.4	30.4
TPE3119	0.50-	150401-81	30/03/2015	01/04/2015	05/05/2015	31.8	105	19.1	99.1	594	556	847	360	298	544	103	124	802	43.7	298	89.2	105	5950	106	422	107	821
TPE3120	0.50-	150311-94	06/03/2015	11/03/2015	07/04/2015	17.4	95	<12	352	144	135	302	125	67.5	227	88.8	42.2	199	47.1	89.2	157	98.4	2350	91	235	91.4	212
TPE3121	0.50-	150324-26	19/03/2015	24/03/2015	22/04/2015	<8	85.1	<12	31.9	196	157	275	104	102	310	85.3	31.3	156	<10	74.5	55.6	89	1800	88.7	140	83	169
TPE3121	1.50-	150324-26	19/03/2015	24/03/2015	21/04/2015	26.3	94.2	<12	65	26.5	21.9	38.5	27.7	<14	41.2	92.7	<23	45.9	138	<18	85.7	91.3	733	91.8	128	93	88.4
TPE3164	0.50-	150311-94	06/03/2015	11/03/2015	07/04/2015	21.7	85.8	<12	37.2	227	301	491	242	169	332	84.6	63.3	408	21.8	191	65.5	85.7	3250	100	296	85.2	381
TPE3165	0.50-	150311-94	06/03/2015	11/03/2015	07/04/2015	22.8	83.9	13.2	54.9	125	173	219	150	103	224	89.8	45.5	248	50.1	109	80.2	84.1	2130	98.7	233	81.4	278
TPE3171	0.50-	150324-26	19/03/2015	24/03/2015	21/04/2015	<8	111	<12	<16	<14	<15	<15	<24	<14	<10	98.5	<23	<17	<10	<18	<9	114	<118	99.1	25.5	105	<15
TPE3171	1.50-	150324-26	19/03/2015	24/03/2015	22/04/2015	<8	91.3	<12	<16	22.7	<15	18.1	<24	<14	15.1	85.3	<23	<17	<10	<18	<9	97.4	<118	82.9	35.8	89.3	<15
TPE3171	2.50-	150324-26	19/03/2015	24/03/2015	22/04/2015	24.5	90.4	<12	21.1	19.8	34	56.3	31.6	15.8	15.6	93.6	<23	46.1	<10	22.4	60.2	92.2	442	102	53.9	89.9	40.3
TPE3216	0.50-	150311-94	06/03/2015	11/03/2015	03/04/2015	<8	82.7	<12	<16	25.6	24.8	31.6	<24	<14	26.6	87.3	<23	36.3	<10	<18	<9	82.5	216	94.6	39.5	81.4	31.6
TPE3220	0.50-	150324-26	19/03/2015	24/03/2015	22/04/2015	<8	91.5	<12	38	63.2	69.7	178	58.5	31.7	158	89.6	<23	102	30.5	40.7	77.6	95	1270	93.6	318	90.6	109
TPE3220	1.50-	150324-26	19/03/2015	24/03/2015	22/04/2015	16.7	85	36.4	35	119	187	252	121	80.7	115	86.1	38.5	168	34.9	94.8	60.7	85.9	1790	92	194	83.5	237
TPE3266	0.50-	150324-26	19/03/2015	24/03/2015	21/04/2015	17.4	95	<12	33.4	57.2	69.8	99.6	58.6	34.7	61.6	93.4	<23	97.7	27.7	43.4	147	97	1030	102	167	92.8	118
TPE3266	1.50-	150324-26	19/03/2015	24/03/2015	21/04/2015	<8	97.6	<12	<16	33.5	<15	30.4	<24	<14	32.4	92.4	<23	<17	<10	<18	19	102	206	88.2	59.7	96.8	31.3
TPE3266	2.50-	150324-26	19/03/2015	24/03/2015	21/04/2015	<8	83.4	<12	47.3	<14	<15	31.5	<24	<14	<10	86.8	<23	<17	48.9	<18	10.6	85.4	240	94.1	79.8	83.7	21.6
TPE3266	3.50-	150324-26	19/03/2015	24/03/2015	22/04/2015	172	88.2	66.5	299	36.5	44.2	130	67.3	30.7	287	96.6	70.7	104	545	59.3	656	86.5	3740	96.6	995	89	179
TPE3267	0.50-	150324-26	19/03/2015	24/03/2015	22/04/2015	175	91.1	34.6	518	2340	2040	2940	1380	1040	2040	90.5	461	3940	178	1220	59.7	90.2	23200	98.2	1980	88.2	2850
TPE3267	1.50-	150324-26	19/03/2015	24/03/2015	21/04/2015	14.5	91.6	<12	36.2	<14	<15	40.2	<24	<14	<10	93.6	<23	<17	34.6	<18	13.9	95.6	240	91.2	56.1	88.5	44.5
TPE3267	2.50-	150324-26	19/03/2015	24/03/2015	20/04/2015	101	94	<12	109	<14	<15	40.4	<24	<14	60.3	99.9	<23	<17	267	<18	102	97.1	1060	97.4	342	91.8	38.9
TPE3267	3.50-	150324-26	19/03/2015	24/03/2015	21/04/2015	19.9	86.9	<12	22.1	17.3	<15	16.9	<24	<14	23.3	88.5	<23	<17	<10	<18	15.5	89.8	164	85	49	86.7	<15
TPE3278	0.50-	150402-82	31/03/2015	02/04/2015	06/05/2015	<8	98	<12	<16	<14	<15	<15	<24	<14	14.1	93.7	<23	<17	<10	<18	<9	98.6	<118	101	37	101	<15
TPE3278	1.50-	150402-82	31/03/2015	02/04/2015	06/05/2015	<8	97.2	<12	<16	<14	<15	35.8	<24	<14	33.1	94	<23	<17	<10	<18	<9	97.7	128	97.2	58.9	101	<15
TPE3278	2.50-	150402-82	31/03/2015	02/04/2015	06/05/2015	<8	96.3	<12	<16	<14	<15	<15	<24	<14	23.4	91.2	<23	<17	<10	<18	<9	96.7	<118	91.4	54.1	97	<15
TPE3278	3.50-	150402-82	31/03/2015	02/04/2015	06/05/2015	17.3	96.6	<12	<16	<14	<15	<15	<24	<14	19	79.1	<23	<17	<10	<18	<9	98.4	<118	72.5	18.4	94.9	<15
TPE3278	4.50-	150402-82	31/03/2015	02/04/2015	06/05/2015	<8	102	<12	<16	<14	<15	<15	<24	<14	<10	84.4	<23	<17	<10	<18	10.2	106	<118	85.6	99.6	106	<15
TPE3318	0.50-	150402-82	31/03/2015	02/04/2015	07/05/2015	19.7	110	44.9	199	167	236	342	213	134	260	114	62.5	244	17	158	74	114	2600	111	158	111	268
TPE3355	0.50-	150324-26	19/03/2015	24/03/2015	20/04/2015	<8	101	<12	<16	32.1	36.1	60.9	38.6	20.8	38.4	94.5	<23	55.2	<10	29.2	<9	102	406	90.2	45.1	98.4	49.8
TPE3355	1.50-	150324-26	19/03/2015	24/03/2015	21/04/2015	<8	100	<12	<16	<14	<15	21.7	<24	<14	17	92.9	<23	<17	<10	<18	<9	95.6	<118	90.2	52.6	97	<15
TPE3355	2.50-	150324-26	19/03/2015	24/03/2015	20/04/2015	17.2	95.3	<12	<16	<14	<15	23	<24	<14	26.8	88.2	<23	<17	58.1	<18	17.5	95.5	251	88.6	109	96.1	<15
TPE3355	3.50-	150324-26	19/03/2015	24/03/2015	21/04/2015	13.9	90.7	<12	<16	<14	<15	21	<24	<14	28	79.8	<23	<17	21.7	<18	22.9	91	192	81.8	84.4	89.4	<15
TPE3449	0.50-	150324-26	19/03/2015	24/03/2015	22/04/2015	<8	89.3	<12	87.3	168	124	230	71.2	90.8	131	78.1	<23	291	<10	60.6	<9	92.7	1650	79	84.6	84.6	307
TPE3449	1.50-	150324-26	19/03/2015	24/03/2015	22/04/2015	<8	88.9	<12	<16	20.3	18.7	34.7	<24	<14	24.9	87.8	<23	46.3	<10	<18	<9	91.5	246	96.9	52.1	87.4	49.2
TPE3449	2.50-	150324-26	19/03/2015	24/03/2015	22/04/2015	<8	68.9	<12	<16	18.4	<15	18.9	<24	<14	20.1	64.6	<23	<17	14.9	<18	11	73.3	130	63.2	46.6	68.2	<15
TPE3449	3.50-	150324-26	19/03/2015	24/03/2015	22/04/2015	<8	81.5	<12	<16	<14	<15	<15	<24	<14	15.1	74.5	<23	<17	<10	<18	<9	86.7	<118	69.7	34.8	79.5	<15
TPE3452	0.50-	150324-26	19/03/2015	24/03/2015	22/04/2015	2760	88.2	213	2340	14500	17700	23000	11400	8000	14300	86.7	3670	18800	1720	9670	273	92.3	151000	81.8	8290	85.5	14600
TPE3452	1.50-	150324-26	19/03/2015	24/03/2015	22/04/2015	75.7	102	25.6	145	83.2	71.6	95.8	60.5	37.8	106	101	<23	188	158	46.9	136	106	1780	101	262	102	289
TPE3452	2.50-	150324-26	19/03/2015	24/03/2015	22/04/2015	457	114	32.7	284	37.1	18.1	93.6	<24	<14	35.8	116	<23	178	823	<18	4270	114	8180	122	1700	112	257
TPE3452	3.50-	150324-26	19/03/2015	24/03/2015	22/04/2015	165	106	50.4	115	40.9	35.9	59.6	<24	<14	57	104	<23	87.1	363	<18	1350	110	3260	105	815	104	123
TPE3452	4.50-	150324-26	19/03/2015	24/03/2015	22/04/2015	63.3	108	<12	42.7	17.8	<15	79.6	<24	<14	15	108	<23	39.1	144	<18	691	109	1520	116	379	106	49
TPE3544	0.50-	150324-26	19/03/2015	24/03/2015	22/04/2015	<8	102	<12	<16	<14	<15	55.9	<24	<14	<10	97.6	<23	21.6	<10	<18	31	103	204	102	73	100	22.4
TPE3544	1.50-	150324-26	19/03/2015	24/03/2015	21/04/2015	<8	91.8	<12	<16	<14	<15	26.9	<24	<14	30.8	91.7	<23	<17	24.4	<18	33.4	97.5	220	84.1	105	95.1	<15
TPE3544	2.50-	150324-26	19/03/2015	24/03/2015	21/04/2015	71.1	92	<12	24.4	68.8	67.7	125	50.6	32.7	75.4	81.2	<23	91.4	76.1	41	140	95.1	1130	82.1	184	87.4	78.8
TPE3544	3.50-	150324-26	19/03/2015	24/03/2015	21/04/2015	64	96.4	<12	31.3	<14	<15	29.3	<24	<14	45.9	96	<23	27.2	87.3	<18	212	96.1	760	90.6	244	98.3	18.8
TPE3715	0.50-	150320-129	18/03/2015	20/03/2015	16/04/2015	18.7	86.3	<12	32.5	278	292	445	191	146	261	87	55.8	334	19.1	156	25.6	88.1	2670	94.7	119	85.7	292
TPE3715	1.50-	150320-129	18/03/2015	20/03/2015	16/04/2015	37.9	92.6	<12	24	43.5	36.2	82.2	46.6	<14	69.1	88.1	<23	50.4	53.6	27.7	49.7	93.5	709	89.9	134	89.1	53.9
TPE2991	0.50-	150129-105	28/01/2015	29/01/2015	17/03/2015	12	96.2	13.7	20.2	113	124	209	115	57.3	136	96.5	35.4	150	<10	85.2	54.9	94.3	1430	103	176	93.6	129
TPE2991	1.80-	150129-105	28/01/2015	29/01/2015	09/02/2015	5610	101	1380	11000	12500	12300	11900	7130	7090	19400	75.7	1940	31800	15800	5650	8300	101	222000	84.4	40500	85.4	29700
TPE2992	0.50-	150129-105	28/01/2015	29/01/2015	17/03/2015	34.7	105	17.2	128	170	206	347	190	106	260	109	49.4	292	70.2	129	91	103	2780	112	303	105	384
TPE2992	1.50-	150129-105	28/01/2015	29/01/2015	09/02/2015	<8	103	<12	<16	<14	<15	24	<24	<14	19.2	104	<23	<17	<10	<18	<9	103	<118	107	39.4	103	<15
TPE2992	2.50-	150129-105	28/01/2015	29/01/2015	06/02/2015	12.2	108	<12	22.2	56.5	51.3	122	53.9	34.4	93.9	108	<23	126	22.7	40.8	87.9	104	972	107	138	107	109
TPE2992	3.50-	150129-105	28/01/2015	29/01/2015	07/02/2015	<8	99.7	<12	<16	<14	<15	39.2	<24	<14	31.4	108	<23	<17	<10	<18	30.4	101	177	114	56.9	98.1	19.2
TPE2992	4.00-	150129-105	28/01/2015	29/01/2015	07/02/2015	<8	101	<12	<16	<14	<15	17	<24	<14	15.6	100	<23	<17	<10	<18	17.7	103	<118	100	59.3	101	<15
TPE3643	0.50-	150203-46	02/02/2015	03/02/2015	26/03/2015	12.8	115	19.1	40.7	257	263	583	336	188	303	108	79.5	386	<10	229	35.9	93.6	3200	116	168	114	303
TPE3643	1.50-	150203-46	02/02/2015	03/02/2015	11/02/2015	451	99.1	<12	268	16.3	<15	34.3	<24	<14	40.3	99.9	<23	50.7	925	<18	337	97.2	3550	97.9	1360	98.2	72.4
TPE2995	0.50-	150324-26	19/03/2015	24/03/2015	21/04/2015	<8	101	<12	19.3	<14	23.1	25.2	<24	21.4	<10	96.7	<23	38.5	<10	<18	<9	101	198	89.8	17.2	97.3	52.8
TPE2995	1.50-	150324-26	19/03/2015	24/03/2015	21/04/2015	<8	92.7	<12	<16	<14	<15	23.5	<24	<14	35.3	88	<23	<17	<10	<18	18.2	91.6	150	80.3	72.8	88.6	<15
TPE2995	2.50-	150324-26	19/03/2015	24/03/2015	21/04/2015	<8	88.1	<12	<16	101	134	207	109	69.7	158	92.8	28.7	117	11.9	76.8	33.5	91.5	1250	93.2	90.2	87.7	117
TPE2995	3.50-	150324-26	19/03/2015	24/03/2015	21/04/2015	16.7	97	<12	30.5	58.6	96.3	113	119	43.7	72	99.7	32.1	141	29.6	72.2	161	102	1310	96.2	185	92.5	136
TPE2904	0.50-	150312-82	09/03/2015	12/03/2015	01/04/2015	<40	95.9	<60	<80	110	135	261	<120	109	177	87.4	<115	198	<50	<90	463	93.8	2060	92.6	354	92.4	251
TPE2904	1.50-	150312-82	09/03/2015	12/03/2015	31/03/2015	12.7	97.8	<12	25.5	124	101	190	108	72.5	176	100	36.7	182	18.2	71.6	81.7	101	1560	114	197	96.9	163
TPE2906	0.50-	150324-26	19/03/2015	24/03/2015	22/04/2015	136	86.2	21.6	217	248	282	503	224	183	388	91	65.5	528	262	179	147	86.4	4680	90.8	588	87.1	711
TPE3051	0.50-	141219-112	17/12/2014	19/12/2014	09/01/2015	<8	104	<12	25.8	82	86.9	179	93.9	43.6	87.6	92.9	<23	105	<10	72.8	18.3	106	931	96.9	53.1	103	82.2
TPE3051	1.00-	141219-112	17/12/2014	19/12/2014	09/01/2015	<8	93.6	<12	<16	61	55.2	110	58.2	33.8	50.7	84.3	<23	75.5	<10	45.5	11	96.4	606	88.4	47.3	92.1	58.4
TPE3090	0.50-	141219-112	17/12/2014	19/12/2014	09/01/2015	<8	97.6	<12	<16	<14	<15	<15	<24	<14	<10	84.9	<23	<17	<10	<18	<9	101	<118	82.9	<15	94.9	<15
TPE3091	0.50-	141219-112	17/12/2014	19/12/2014	09/01/2015	<8	95.8	35.2	32.7	47.8	52.3	78	69.9	22.8	43.1	90.1	<23	60.2	<10	47.2	<9	98.6	626	94.1	38.7	95.1	98.4
TPE3091	1.50-	141219-112	17/12/2014	19/12/2014	09/01/2015	<8	97.7	29.5	34.8	122	97.8	166	92.9	51	82.1	102	<23	127	<10	64.3	25.5	99	1130	106	69.6	100	166
TPE3092	0.50-	141219-112	17/12/2014	19/12/2014	09/01/2015	<8	111	<12	<16	53.5	41.4	90.5	38.5	26.4	67.7	96.2	<23	73.6	<10	30.3	<9	111	555	96.3	76.4	108	57
TPE2233	0.50-	150123-119	22/01/2015	23/01/2015	10/03/2015	975	111	105	866	2670	3490	3890	3160	1480	2420	114	867	5430	585	2730	128	112	35800	102	3300	110	3710
TPE2261	0.50-	150123-119	22/01/2015	23/01/2015	02/02/2015	<8	110	<12	<16	<14	<15	<15	<24	<14	<10	104	<23	<17	<10	<18	<9	111	<118	86.2	18.8	108	<15
TPE2261	1.50-	150123-119	22/01/2015	23/01/2015	02/02/2015	<8	102	<12	<16	51.9	25.2	53	<24	18.2	47.1	97.5	<23	61.9	<10	<18	<9	101	368	93.7	68.9	98.9	41.9
TPE2262	0.50-	150122-84	20/01/2015	22/01/2015	02/02/2015	<8	100	<12	<16	<14	<15	<15	<24	<14	<10	91.4	<23	<17	<10	<18	<9	99.7	<118	93.9	<15	98.9	<15
TPE2263	0.50-	150122-84	20/01/2015	22/01/2015	02/02/2015	<8	99	<12	<16	<14	<15	<15	<24	<14	12.6	96	<23	<17	<10	<18	<9	98.4	<118	97.5	18.4	97	<15
TPE2296	0.50-	150122-84	20/01/2015	22/01/2015	02/02/2015	40.5	110	22	244	82	301	341	263	105	144	118	105	160	117	74	<9	112	3360	120	190	112	1170
TPE2296	1.50-	150122-84	20/01/2015	22/01/2015	02/02/2015	554	107	71.8	738	55.9	50.8	89.5	31.3	16.5	55.6	86.9	<23	245	1310	<18	908	114	8720	103	4100	96.3	500
TPE2297	0.50-	150122-84	20/01/2015	22/01/2015	02/02/2015	<8	103	<12	<16	<14	<15	22.2	<24	<14	<10	104	<23	<17	<10	<18	<9	103	<118	98.9	59.9	101	<15
TPE2297	1.50-	150122-84	20/01/2015	22/01/2015	30/01/2015	36.1	94.5	<12	19.6	<14	<15	16.4	<24	<14	15.4	92.1	<23	<17	58.6	<18	77.7	95.5	327	93.2	104	93.1	<15
TPE2298	0.50-	150122-84	20/01/2015	22/01/2015	02/02/2015	<8	97.9	<12	<16	<14	<15	32.6	<24	<14	25.9	93.5	<23	22.6	<10	<18	63.8	97.7	235	97.4	68.7	96.6	21.5
TPE2298	1.00-	150122-84	20/01/2015	22/01/2015	02/02/2015	114	98	<12	97.5	<14	<15	<15	<24	<14	11.7	99.4	<23	18.7	216	<18	419	98.1	1390	102	456	96.5	54.9
TPE2313	0.50-	150122-84	20/01/2015	22/01/2015	02/02/2015	<8	109	<12	<16	<14	<15	<15	<24	<14	<10	107	<23	<17	<10	<18	<9	107	<118	95	22.7	106	<15
TPE2315	0.50-	150122-84	20/01/2015	22/01/2015	02/02/2015	<8	102	<12	<16	<14	<15	<15	<24	<14	<10	101	<23	<17	<10	<18	31.3	101	<118	104	59.1	102	<15
TPE2315	1.00-	150122-84	20/01/2015	22/01/2015	02/02/2015	295	102	96.6	337	<14	<15	25.8	<24	<14	41.5	101	<23	48.7	743	<18	816	98.1	4020	104	1520	102	106
TPE2345	0.50-	150122-84	20/01/2015	22/01/2015	02/02/2015	280	104	18.4	217	<14	<15	20.5	<24	<14	<10	110	<23	51.5	954	<18	2440	102	6160	109	2080	102	94.3
TPE2346	0.50-	150122-84	20/01/2015	22/01/2015	02/02/2015	<8	101	<12	<16	<14	<15	17.8	<24	<14	11.7	98.2	<23	<17	<10	<18	30.3	100	<118	102	56.7	100	<15

Monitor Phase 69

Excavation

No furter action

Commercial >1m

Trial Pit	Sample Depth	SDG ID.	Date Sampled	Received On	Date Complete	Acenaphthene	Acenaphthene-d10 % recovery**	Acenaphthylene	Anthracene	Benz(a)anthracene	Benzo(a)pyrene	Benzo(b)fluoranthene	Benzo(g,h,i)perylene	Benzo(k)fluoranthene	Chrysene	Chrysene-d12 % recovery**	Dibenzo(a,h)anthracene	Fluoranthene	Fluorene	Indeno(1,2,3-cd)pyrene	Naphthalene	Naphthalene-d8 % recovery**	PAH, Total Detected USEPA 16	Perylene-d12 % recovery**	Phenanthrene	Phenanthrene-d10 % recovery**	Pyrene
						µg/kg	%	µg/kg	µg/kg	µg/kg	µg/kg	µg/kg	µg/kg	µg/kg	µg/kg	%	µg/kg	µg/kg	µg/kg	µg/kg	µg/kg	%	µg/kg	%	µg/kg	%	µg/kg
TPE2346	1.50-	150122-84	20/01/2015	22/01/2015	30/01/2015	328	107	<12	342	31.1	<15	26	<24	<14	36.3	104	<23	75.4	848	<18	351	105	4130	111	1920	106	167
TPE2347	0.50-	150122-84	20/01/2015	22/01/2015	02/02/2015	<8	103	<12	29.6	209	245	567	216	180	322	90.9	70.9	475	14.9	185	117	103	3150	97.5	175	101	341
TPE2347	1.50-	150122-84	20/01/2015	22/01/2015	29/01/2015	431	105	<12	626	<14	<15	22.2	<24	<14	29.2	110	<23	87.4	1340	<18	377	103	6000	110	2910	104	183
TPE2371	0.50-	150122-84	20/01/2015	22/01/2015	02/02/2015	487	106	<12	866	<14	<15	46	<24	<14	25.8	98.9	<23	92.2	1060	<18	251	103	5280	103	2240	107	215
TPE2371	1.50-	150122-84	20/01/2015	22/01/2015	30/01/2015	332	108	<12	519	<14	<15	<15	<24	<14	13.8	109	<23	31.6	687	<18	126	107	3130	107	1350	105	67.8
TPE2405	0.50-	150127-17	21/01/2015	27/01/2015	04/02/2015	1780	102	<12	2400	80	39.9	67.2	28.2	17.4	123	113	<23	201	2710	<18	743	99.5	14900	124	6170	100	507
TPE2405	1.50-	150127-17	21/01/2015	27/01/2015	03/02/2015	<8	101	<12	1240	<14	<15	34.5	<24	<14	36.7	91.8	<23	<17	1130	<18	286	99.4	5550	99.7	2640	97.9	184
TPE2495	0.50-	150123-119	22/01/2015	23/01/2015	02/02/2015	<8	102	<12	<16	<14	<15	<15	<24	<14	<10	101	<23	<17	<10	<18	<9	103	<118	95.3	54.7	102	<15
TPE2496	0.50-	150123-119	22/01/2015	23/01/2015	02/02/2015	<8	98.8	<12	<16	27.1	21.3	43	<24	<14	28.7	95	<23	37.8	<10	<18	<9	98.6	213	96.6	28.3	98.2	26.4
TPE2497	0.50-	150123-119	22/01/2015	23/01/2015	02/02/2015	<8	107	<12	<16	16.2	<15	33.3	<24	<14	30.8	105	<23	29.5	<10	<18	<9	108	181	94.9	50	104	20.9
TPE2529	0.50-	150221-57	17/02/2015	21/02/2015	01/05/2015	12.3	97	34.3	52.1	316	288	581	203	187	319	88.9	77.4	478	26.4	172	51.2	98.3	3460	89.2	320	98.4	342
TPE2530	0.50-	150221-73	18/02/2015	21/02/2015	08/05/2015	<8	105	<12	<16	54.9	44.5	122	40.5	28.9	104	100	<23	75.1	12.4	35	41.6	105	817	114	194	105	64.4
TPE2530	1.30-	150221-73	18/02/2015	21/02/2015	13/03/2015	<8	99.3	<12	29.7	<14	<15	20.2	<24	<14	16.5	105	<23	22.1	<10	<18	<9	94.3	134	124	22.7	101	23
TPE2530	2.70-	150221-73	18/02/2015	21/02/2015	13/03/2015	<8	101	<12	<16	30.9	17.6	56.3	<24	<14	64.8	96.7	<23	43.1	<10	<18	<9	102	360	110	113	102	33.8
TPE2531	0.50-	150221-73	18/02/2015	21/02/2015	08/05/2015	790	98	141	776	5040	7420	9470	5200	3200	4630	98.2	1490	6450	553	4550	254	97.3	58800	116	3490	95.5	5380
TPE2531	1.50-	150221-73	18/02/2015	21/02/2015	14/03/2015	214	94.1	460	735	2300	2400	3240	1530	1060	1910	94.4	434	4190	330	1270	202	96.2	26300	112	2980	96.5	3020
TPE2531	2.50-	150221-73	18/02/2015	21/02/2015	12/03/2015	41.1	96.3	15	60.7	372	504	778	495	255	435	99.4	138	447	41.9	399	62.8	92.6	4770	118	319	96.9	404
TPE2531	3.50-	150221-73	18/02/2015	21/02/2015	13/03/2015	80.1	97.6	18.6	102	606	989	1340	729	392	533	101	217	674	77.9	630	62.2	94.3	7500	119	393	99.4	649
TPE2531	4.50-	150221-73	18/02/2015	21/02/2015	12/03/2015	<8	98.4	<12	<16	34.1	46.4	84.7	41.6	19	59.8	101	<23	65.8	<10	30.4	14.1	95.4	534	119	82.8	101	54.8
TPE2638	0.50-	150123-119	22/01/2015	23/01/2015	02/02/2015	<8	101	<12	<16	<14	23	48.4	<24	<14	32.6	92.5	<23	33.9	<10	<18	32.1	100	244	97.5	45.7	98.8	28.4
TPE2720	0.50-	150221-73	18/02/2015	21/02/2015	11/05/2015	72	100	<12	223	109	107	229	98.4	67.3	201	102	36	289	156	68.1	80.6	101	2640	112	497	99.9	401
TPE2720	1.50-	150221-73	18/02/2015	21/02/2015	16/03/2015	170	113	52	848	360	411	595	371	240	329	98.4	91.9	1260	416	267	2260	115	10600	92.7	1500	99.6	1470
TPE2720	2.50-	150221-73	18/02/2015	21/02/2015	14/03/2015	<8	99.3	<12	25.3	21.2	30.4	35.1	29.3	<14	19.6	97.3	<23	78.2	40.2	26	82.7	96.5	584	96.9	110	98.9	86.6
TPE2720	3.50-	150221-73	18/02/2015	21/02/2015	14/03/2015	87.9	123	59.1	339	1890	1770	2810	1310	1000	1970	108	422	3250	113	1060	407	123	21500	103	1840	117	3200
TPE2720	4.50-	150221-73	18/02/2015	21/02/2015	14/03/2015	<8	104	<12	<16	41.8	36	71.3	36.5	18.8	54.5	97.3	<23	59.9	<10	27	14.6	105	470	101	51.3	102	58.1
TPE2823	0.50-	150221-72	19/02/2015	21/02/2015	05/05/2015	<8	99.6	<12	<16	41.4	46.2	76.6	40.1	18.2	115	94.6	<23	78.1	17.8	30.7	54.6	99	770	105	165	102	86.9
TPE2823	1.50-	150221-72	19/02/2015	21/02/2015	12/03/2015	32.5	102	28	349	115	146	185	136	84.9	217	97.6	65.3	178	75.6	115	134	99.8	2440	114	251	103	324
TPE2823	2.50-	150221-72	19/02/2015	21/02/2015	12/03/2015	33.1	120	18.6	607	893	801	1310	518	434	882	119	182	682	107	462	116	122	8010	123	326	121	643
TPE2823	3.50-	150221-72	19/02/2015	21/02/2015	12/03/2015	10.2	85.9	<12	105	95	110	158	92.6	75.3	113	78.6	28	164	24.9	77.7	52.3	87.1	1400	89.6	133	85	163
TPE2823	4.50-	150221-72	19/02/2015	21/02/2015	12/03/2015	1420	104	172	61400	495	328	379	315	202	1400	103	206	1030	8720	219	3450	102	91700	119	10200	106	1830
TPE2824	0.50-	150221-72	19/02/2015	21/02/2015	06/05/2015	<8	101	<12	494	51.2	108	121	96.9	38.8	160	103	30.7	97.3	72.2	60.5	92.9	102	1830	112	183	104	225
TPE2824	1.50-	150221-72	19/02/2015	21/02/2015	11/03/2015	22.2	94.7	<12	156	<14	<15	<15	<24	<14	17.9	92.7	<23	<17	27	<18	11.1	95.3	368	106	115	98.1	18.3
TPE2824	2.60-	150221-72	19/02/2015	21/02/2015	12/03/2015	12.3	94.6	<12	121	89.5	81.6	169	67.6	35.9	182	91.9	25.6	103	27.7	50.8	65.9	93.1	1390	104	229	97.2	130
TPE2841	0.50-	150214-75	11/02/2015	14/02/2015	04/03/2015	<8	98.7	<12	<16	<14	<15	<15	70.5	<14	<10	93.8	<23	<17	<10	<18	<9	101	<118	100	21.2	98.8	<15
TPE2842	0.50-	150214-75	11/02/2015	14/02/2015	04/03/2015	<8	101	<12	<16	18.6	21.4	26.5	<24	<14	24	95.4	<23	32.3	<10	<18	<9	101	173	97	24	101	25.8
TPE2870	0.50-	150221-72	19/02/2015	21/02/2015	05/05/2015	221	102	<12	1800	173	90.7	178	63.2	43.3	323	103	26.8	240	514	43.7	230	99.3	5650	119	1260	100	445
TPE2870	1.50-	150221-72	19/02/2015	21/02/2015	12/03/2015	1600	112	<12	5870	438	403	489	293	174	820	111	86.1	931	2940	195	3350	109	23900	111	4840	116	1500
TPE2870	2.50-	150221-72	19/02/2015	21/02/2015	12/03/2015	204	98.2	61.1	11900	187	160	271	177	129	482	93.2	87.7	367	1190	137	451	97.4	18100	81.6	1740	95.3	491
TPE2870	3.50-	150221-72	19/02/2015	21/02/2015	12/03/2015	30.4	170	<12	434	79.8	44.9	91.2	61.8	32.4	205	173	<23	137	128	39.7	108	172	1970	164	381	171	193
TPE2878	0.50-	150108-60	05/01/2015	08/01/2015	14/01/2015	12.7	103	<12	46.2	212	165	322	122	104	227	91.7	44.8	422	18.2	106	16.4	102	2380	88.4	266	101	297
TPE2878	1.50-	150108-60	05/01/2015	08/01/2015	14/01/2015	<8	103	<12	<16	<14	<15	23.8	<24	<14	<10	95.5	<23	<17	<10	<18	<9	101	<118	105	24.1	102	<15
TPE2879	0.50-	150108-60	05/01/2015	08/01/2015	14/01/2015	<8	94.5	<12	<16	55.9	32.9	72.9	<24	22.9	55.1	107	<23	57.6	<10	21.4	<9	98.3	416	98.3	56	95	40.9
TPE2879	1.50-	150108-60	05/01/2015	08/01/2015	14/01/2015	<8	102	<12	<16	<14	<15	<15	<24	<14	<10	88.3	<23	<17	<10	<18	<9	102	<118	87	<15	100	<15
TPE2880	0.50-	150108-60	05/01/2015	08/01/2015	15/01/2015	<8	104	<12	<16	<14	<15	<15	33.9	<14	<10	102	<23	<17	<10	<18	<9	102	<118	102	20.8	103	<15
TPE2880	1.50-	150108-60	05/01/2015	08/01/2015	14/01/2015	<8	100	<12	<16	<14	<15	<15	<24	<14	14.4	87.4	<23	<17	<10	<18	<9	100	<118	81.4	36.3	98.5	<15
TPE2922	0.50-	150108-60	05/01/2015	08/01/2015	14/01/2015	13.2	99.7	<12	27	170	169	349	185	119	222	95.3	61.4	322	<10	135	16.7	99.3	2230	93.5	197	98.1	237
TPE2961	0.50-	150108-60	05/01/2015	08/01/2015	14/01/2015	9.62	108	<12	20.1	129	122	246	114	85.5	178	103	37	235	<10	91.2	22.9	106	1670	100	196	106	178
TPE2962	0.50-	150108-60	05/01/2015	08/01/2015	15/01/2015	44.6	106	24.6	87.4	701	787	1420	659	446	762	105	183	1040	34.8	523	30.8	103	7920	107	433	104	748
TPE2962	1.50-	150108-60	05/01/2015	08/01/2015	14/01/2015	<8	105	<12	<16	<14	<15	72.8	<24	<14	88.1	101	<23	26.1	<10	<18	<9	102	387	99.5	200	103	<15
TPE3005	0.50-	150108-60	05/01/2015	08/01/2015	14/01/2015	<8	99.7	<12	<16	58.1	87	174	93	55.9	125	108	<23	136	<10	70.7	63	103	1090	103	127	97	105
TPE3005	1.50-	150108-60	05/01/2015	08/01/2015	14/01/2015	<8	100	<12	<16	<14	<15	28	<24	<14	36.3	87	<23	<17	<10	<18	<9	99.8	153	81.6	88.7	99.1	<15
TPE3006	0.50-	150108-60	05/01/2015	08/01/2015	15/01/2015	<8	105	<12	<16	23.6	26.6	53.4	<24	16.5	39.3	103	<23	38	<10	<18	<9	103	265	102	36.6	104	31.1
TPE3006	1.50-	150108-60	05/01/2015	08/01/2015	14/01/2015	<8	105	<12	<16	55	52.9	130	47.2	35	97.4	102	<23	79	<10	34.8	14.5	103	770	102	164	104	60.4
TPE3050	1.00-	150108-60	05/01/2015	08/01/2015	14/01/2015	<8	91.8	<12	<16	<14	<15	18.5	<24	<14	21.5	104	<23	<17	<10	<18	15.5	96.4	<118	99.3	36.4	92	<15
TPE3138	0.50-	150108-70	06/01/2015	08/01/2015	14/01/2015	<8	95.5	<12	<16	<14	<15	26.4	<24	<14	24.3	80.6	<23	<17	<10	<18	<9	99	<118	85.4	43.4	92.4	<15
TPE3138	1.50-	150108-70	06/01/2015	08/01/2015	15/01/2015	<8	108	<12	<16	<14	<15	<15	<24	<14	14	91.9	<23	<17	<10	<18	<9	109	<118	83.4	29.9	107	<15
TPE3139	0.50-	150108-70	06/01/2015	08/01/2015	14/01/2015	<8	108	<12	<16	<14	<15	<15	<24	<14	<10	105	<23	<17	<10	<18	<9	105	<118	105	<15	106	<15
TPE3139	1.50-	150108-70	06/01/2015	08/01/2015	14/01/2015	<8	109	<12	<16	<14	<15	26.7	<24	<14	23.8	92.7	<23	<17	<10	<18	129	107	230	86.8	49.9	107	<15
TPE3185	0.50-	150108-60	05/01/2015	08/01/2015	15/01/2015	<8	104	<12	<16	<14	<15	<15	<24	<14	<10	102	<23	<17	<10	<18	129	101	151	103	22.3	103	<15
TPE3185	1.50-	150108-60	05/01/2015	08/01/2015	14/01/2015	53	110	<12	<16	<14	<15	<15	<24	<14	<10	105	<23	<17	82.5	<18	527	102	701	105	38.5	110	<15
TPE3186	0.50-	150211-33	09/02/2015	11/02/2015	23/02/2015	49.7	107	18.1	65.3	255	257	436	218	153	210	110	59	346	46.6	177	104	106	2920	115	276	105	254
TPE3186	1.50-	150211-33	09/02/2015	11/02/2015	19/02/2015	73.7	106	15.6	<16	31.2	<15	33.5	<24	<14	30.2	97.6	<23	33.5	143	<18	838	99.6	1330	98	100	105	29.2
TPE3235	0.50-	150108-70	06/01/2015	08/01/2015	15/01/2015	<8	107	<12	<16	86.7	84.7	179	84.6	58.9	105	119	29.4	137	<10	67.9	45	110	1050	117	70.2	105	103
TPE3235	1.50-	150108-70	06/01/2015	08/01/2015	14/01/2015	152	103	<12	156	28.4	<15	46.5	<24	<14	44.5	92.5	<23	77.9	269	<18	113	101	1520	87	493	102	142
TPE3236	0.50-	150211-33	09/02/2015	11/02/2015	23/02/2015	40.3	97.1	26.5	92.9	415	465	843	412	294	566	97.4	102	923	26.1	331	102	100	6080	100	598	95.5	839
TPE3236	1.50-	150211-33	09/02/2015	11/02/2015	19/02/2015	<8	103	<12	<16	<14	<15	<15	<24	<14	<10	93.9	<23	<17	<10	<18	<9	104	<118	93.8	34.9	101	<15
TPE3284	0.50-	150108-70	06/01/2015	08/01/2015	15/01/2015	13.5	110	<12	<16	75.4	102	187	101	60.8	87	124	36.3	61.8	16	79.5	25.7	113	966	124	64	107	55.4
TPE3284	1.50-	150108-70	06/01/2015	08/01/2015	15/01/2015	<8	110	<12	<16	<14	27	55	28.5	<14	<10	123	<23	51.2	<10	22.2	18.8	115	298	123	55.9	107	39.5
TPE3284	2.50-	150108-70	06/01/2015	08/01/2015	16/01/2015	37.3	99.1	<12	<16	<14	<15	44.8	<24	<14	42.2	109	<23	<17	60.5	<18	283	102	579	107	112	96.7	<15
TPE3285	1.00-	150108-70	06/01/2015	08/01/2015	15/01/2015	<8	102	<12	20.9	147	166	363	165	103	212	87.7	47.5	258	<10	135	70.4	104	2040	96.7	169	97.9	184
TPE3408	0.50-	150119-1	15/01/2015	19/01/2015	27/01/2015	414	97.8	<12	276	19.3	<15	34.8	<24	<14	91.6	98	<23	57.3	561	<18	574	98.7	3380	99.4	1150	97	200
TPE3408	1.50-	150119-1	15/01/2015	19/01/2015	26/01/2015	127	104	22.2	148	135	129	235	105	76.9	147	105	28	180	301	72.1	229	102	2710	109	555	103	222
TPE3409	0.50-	150119-1	15/01/2015	19/01/2015	27/01/2015	1830	104	<12	1580	126	51	85.2	<24	<14	192	92.1	<23	311	2830	<18	1340	105	14800	97.8	5090	101	1390
TPE3409	1.50-	150119-1	15/01/2015	19/01/2015	26/01/2015	379	101	<12	399	94.1	76.6	133	61	38.4	121	93	<23	225	718	48.9	380	101	4590	95.4	1480	99.6	433
TPE3410	0.50-	150119-1	15/01/2015	19/01/2015	20/02/2015	707	105	52.5	491	715	665	1080	519	378	756	96.6	137	2420	435	409	282	103	12700	101	1870	103	1830
TPE3492	0.50-	150114-65	09/01/2015	16/01/2015	28/01/2015	90.2	104	<12	259	918	537	1110	260	382	814	99.8	121	1730	99.5	244	12.6	103	8700	98.9	1050	100	1060
TPE3492	1.50-	150114-65	09/01/2015	16/01/2015	28/01/2015	<8	108	<12	<16	16.4	29.1	84.9	29.7	23.1	52.3	101	<23	33.9	<10	<18	14.7	106	370	99.6	57.9	103	28.3
TPE3492	2.50-	150114-65	09/01/2015	16/01/2015	28/01/2015	<8	107	<12	<16	35.5	38.8	76	69.8	20.6	47.5	101	<23	60.8	18.9	30.8	36.1	106	592	104	94.6	104	62.3
TPE3493	0.50-	150114-65	09/01/2015	14/01/2015	13/02/2015	<8	110	<12	<16	51.1	44.4	85.1	44.8	27.5	44.5	105	<23	66.3	16.9	33.7	28.1	107	560	110	57.9	109	59.8
TPE3493	1.50-	150114-65	09/01/2015	14/01/2015	20/01/2015	292	105	34.3	286	<14	<15	30.5	<24	<14	17.1	99.9	<23	66.8	785	<18	388	103	2880	94.5	885	103	93
TPE3494	0.50-	150114-65	09/01/2015	14/01/2015	16/02/2015	15.7	122	21.8	95.2	342	473	590	477	265	394	109	132	583	22.8	376	201	119	5130	111	564	117	583
TPE3494	1.50-	150114-65	09/01/2015	14/01/2015	20/01/2015	309	106	30.7	418	<14	<15	30.3	<24	<14	<10	101	<23	52.8	904	<18	675	108	3970	95	1470	97.8	77.1
TPE3494	2.50-	150114-65	09/01/2015	14/01/2015	20/01/2015	360	110	41.3	265	<14	<15	<15	<24	<14	<10	107	<23	35.3	694	<18	386	106	3080	105	1240	110	57.2
TPE3551	0.50-	150211-33	09/02/2015	11/02/2015	23/02/2015	<8	104	<12	<16	<14	42.2	82	50.3	23	41.7	109	<23	47.2	<10	28.8	21.6	103	429	114	48.8	102	43.3
TPE3587	0.50-	150203-46	02/02/2015	03/02/2015	13/02/2015	201	101	<12	170	<14	<15	<15	<24	<14	<10	77.3	<23	<17	332	<18	203	98.3	1460	109	552	103	<15
TPE3587	1.50-	150203-46	02/02/2015	03/02/2015	10/02/2015	176	97.2	<12	169	<14	<15	65.9	<24	<14	73	98.8	<23	29.7	389	<18	237	96.9	1830	97.8	623	94.1	68.2
TPE3588	0.50-	150203-46	02/02/2015	03/02/2015	13/02/2015	<8	92	<12	<16	<14	<15	<15	<24	<14	<10	71.8	<23	<17	<10	<18	<9	93.1	<118	71.5	77.5	95.8	<15
TPE3588	1.50-	150203-46	02/02/2015	03/02/2015	11/02/2015	81.2	97.2	<12	64.6	37.4	22.3	63.3	<24	<14	56.1	98.7	<23	63.9	112	<18	85.1	96.5	800	98.8	147	95.1	67.1
TPE3589	0.50-	150205-112	03/02/2015	05/02/2015	18/02/2015	<8	102	<12	<16	<14	<15	32.9	<24	<14	39	87	<23	<17	<10	<18	12.9	103	168	81.1	83	99.3	<15
TPE3589	1.50-	150205-112	03/02/2015	05/02/2015	17/02/2015	65.3	102	<12	44.6	27.7	<15	50.6	<24	<14	86.5	97.3	<23	39.5	226	<18	107	102	1240	99.6	529	101	66.3
TPE3643	0.50-	150203-46	02/02/2015	03/02/2015	26/03/2015	12.8	115	19.1	40.7	257	263	583	336	188	303	108	79.5	386	<10	229	35.9	93.6	3200	116	168	114	303
TPE3643	1.50-	150203-46	02/02/2015	03/02/2015	11/02/2015	451	99.1	<12	268	16.3	<15	34.3	<24	<14	40.3	99.9	<23	50.7	925	<18	337	97.2	3550	97.9	1360	98.2	72.4
TPE3671	0.50-	150111-1	08/01/2015	11/01/2015	19/01/2015	<8	101	<12	<16	<14	<15	34.1	<24	<14	<10	109	<23	<17	<10	<18	11.5	104	<118	107	45.5	100	<15
TPE3671	1.50-	150111-1	08/01/2015	11/01/2015	16/01/2015	25.2	95.8	<12	30.9	<14	<15	30.2	<24	<14	<10	96.1	<23	<17	47.4	<18	39	97.9	230	98.9	57.7	95.5	<15
TPE3672	1.00-	150111-1	08/01/2015	11/01/2015	19/01/2015	<8	101	<12	<16	<14	<15	<15	<24	<14	<10	87.6	<23	<17	<10	<18	<9	104	<118	92.2	20.7	98.8	<15
TPE3672	2.00-	150111-1	08/01/2015	11/01/2015	16/01/2015	177	105	<12	184	<14	<15	46.5	<24	<14	30.5	106	<23	44	315	<18	170	106	1390	109	376	103	49.5
TPE3673	0.50-	150111-1	08/01/2015	11/01/2015	17/02/2015	<8	103	<12	20.8	98.7	115	177	142	47.6	92.7	90.7	34	117	<10	88.1	49	105	1210	101	131	99.7	101
TPE3720	0.50-	150203-46	02/02/2015	03/02/2015	26/03/2015	620	104	<12	1450	3770	2770	3940	1860	1370	4530	118	655	2750	991	1330	207	89.9	33600	104	1900	118	5470
TPE3721	0.50-	150203-46	02/02/2015	03/02/2015	30/03/2015	217	99.4	<12	104	176	196	282	147	94	156	95.3	44.8	285	126	113	42.3	84.3	2610	99.4	340	95.2	289
TPE3721	1.50-	150203-46	02/02/2015	03/02/2015	11/02/2015	62.9	98.2	<12	56.9	<14	<15	<15	<24	<14	21	95	<23	23	142	<18	116	97.9	716	93.4	246	97.8	48.2
TPE3744	0.50-	150203-46	02/02/2015	03/02/2015	30/03/2015	159	103	52.2	571	3050	2700	4460	1710	1740	3790	98.4	750	5890	236	1610	93.9	103	34500	103	3530	103	4150
TPE3744	1.50-	150203-46	02/02/2015	03/02/2015	11/02/2015	4800	122	<12	2380	721	366	487	186	116	624	100	63.1	2310	4520	106	3500	115	35900	88.1	9620	116	6090
TPE3745	0.50-	150114-65	09/01/2015	14/01/2015	22/01/2015	75.7	118	<12	479	<14	<15	19.2	<24	<14	23.8	87.6	<23	20.8	246	<18	<9	112	1720	106	700	96.1	152
TPE3745	1.50-	150114-65	09/01/2015	14/01/2015	20/01/2015	<8	99.6	<12	<16	41.1	51.7	89.4	101	31.1	41.7	94.6	<23	63.2	13.6	49.2	25.8	99.7	795	93.1	193	101	95.2
TPE3745	2.50-	150114-65	09/01/2015	14/01/2015	20/01/2015	11	103	<12	<16	<14	<15	<15	<24	<14	<10	99.6	<23	<17	<10	<18	<9	102	<118	96.9	40.8	104	<15

Monitor Phase 69

Excavation
No furter action

Trial Pit	Sample Depth	SDG ID.	Date Sampled	Received On	Date Complete	Acenaphthene	Acenaphthene-d10 % recovery**	Acenaphthylene	Anthracene	Benz(a)anthracene	Benzo(a)pyrene	Benzo(b)fluoranthene	Benzo(g,h,i)perylene	Benzo(k)fluoranthene	Chrysene	Chrysene-d12 % recovery**	Dibenzo(a,h)anthracene	Fluoranthene	Fluorene	Indeno(1,2,3-cd)pyrene	Naphthalene	Naphthalene-d8 % recovery**	PAH, Total Detected USEPA 16	Perylene-d12 % recovery**	Phenanthrene	Phenanthrene-d10 % recovery**	Pyrene
					Commercial >1m	µg/kg	%	µg/kg	µg/kg	µg/kg	µg/kg	µg/kg	µg/kg	µg/kg	µg/kg	%	µg/kg	µg/kg	µg/kg	µg/kg	µg/kg	%	µg/kg	%	µg/kg	%	µg/kg	
TPE3745	3.50-	150114-65	09/01/2015	14/01/2015	20/01/2015	<8	101	<12	<16	<14	<15	30	<24	<14	<10	91	<23	<17	<10	<18	<9	102	<118	73.9	60.6	101	18.2
TPE3746	0.50-	150203-46	02/02/2015	03/02/2015	13/02/2015	126	100	41.4	507	3510	2280	3600	1410	1170	3210	101	551	5220	146	1270	143	87.3	28400	79.2	1490	94.6	3760
TPE3746	0.50-	150219-78	16/02/2015	19/02/2015	08/04/2015	191	112	37.9	308	1690	1640	2640	1200	978	1650	109	381	2680	194	1000	254	114	18300	118	1640	111	1860
TPE3746	1.50-	150203-46	02/02/2015	03/02/2015	11/02/2015	82.8	96.6	<12	109	29.7	<15	31.6	<24	<14	36.9	94.2	<23	57.8	151	<18	<9	95.6	897	94.1	331	95.2	68.1
TPE3746	1.50-	150219-78	16/02/2015	19/02/2015	08/03/2015	<8	104	<12	<16	<14	<15	<15	<24	<14	<10	97.8	<23	<17	<10	<18	<9	107	<118	101	18.8	103	<15
TPE3746	2.30-	150219-78	16/02/2015	19/02/2015	08/03/2015	<8	104	<12	<16	<14	<15	<15	<24	<14	13	97.6	<23	<17	<10	<18	<9	105	<118	102	<15	102	<15
TPE3787	0.50-	150203-46	02/02/2015	03/02/2015	30/03/2015	62.2	119	31	244	942	1240	1820	881	660	990	90.7	261	1600	71.1	702	86.9	106	12200	118	1220	117	1390
TPE2196	0.50-	150309-39	04/03/2015	09/03/2015	02/04/2015	<8	96	<12	<16	74.3	62.5	120	46.9	29	77.6	93.3	<23	91.1	<10	38.8	17	96.8	697	111	72	93.1	67.3
TPE2196	1.50-	150309-39	04/03/2015	09/03/2015	30/03/2015	145	96.9	<12	429	79.8	54.3	111	42.4	29.6	103	98.2	<23	186	488	28.1	300	100	3260	116	737	98.3	526
TPE2197	0.50-	150309-39	04/03/2015	09/03/2015	23/04/2015	63.1	95.2	14.9	69.1	529	670	1040	546	309	513	95.3	160	659	40.1	452	79.7	95.4	5930	116	303	92.8	482
TPE2197	1.50-	150309-39	04/03/2015	09/03/2015	31/03/2015	36	104	<12	21.8	<14	26.5	68.8	29.7	<14	52.1	105	<23	29.9	72.7	<18	589	96.2	1070	124	109	103	36.3
TPE2231	0.50-	150309-39	04/03/2015	09/03/2015	02/04/2015	62.2	93.2	<60	<80	427	462	819	407	263	533	89.9	<115	980	<50	310	<45	96.9	5680	108	672	89.6	749
TPE2231	1.50-	150309-39	04/03/2015	09/03/2015	31/03/2015	94.3	96.3	<12	85.8	<14	<15	74	<24	<14	<10	97.7	<23	65.7	229	<18	171	98.8	915	121	110	94.9	85.2
TPE2232	0.50-	150309-45	05/03/2015	09/03/2015	02/04/2015	<8	88.8	<12	<16	38.1	39.8	54.2	40.4	22.6	39.4	95.2	<23	59.4	<10	25	11.8	87.3	422	104	45.9	86.5	45.6
TPE2232	1.50-	150309-45	05/03/2015	09/03/2015	01/04/2015	312	96.7	29.6	1270	88.9	37.7	64.1	91.7	<14	226	97.9	<23	485	1150	<18	64.8	95.8	7770	125	2580	89.3	1360
TPE2589	0.50-	150402-82	31/03/2015	02/04/2015	06/05/2015	24	97.3	<12	69	480	524	765	430	243	428	91.8	138	556	31.8	358	49.8	97.8	4770	99.5	263	97.6	413
TPE2589	1.50-	150402-82	31/03/2015	02/04/2015	06/05/2015	<8	72.1	<12	20.7	87.8	54.1	106	34.9	29.7	100	62.1	<23	109	<10	31.1	<9	79.4	735	64.1	78.7	68	82.4
TPE2589	2.50-	150402-82	31/03/2015	02/04/2015	06/05/2015	<8	97.6	<12	<16	<14	<15	23.4	<24	<14	24.8	85.8	<23	<17	<10	<18	<9	103	<118	84.6	64.8	99.6	<15
TPE2589	3.50-	150402-82	31/03/2015	02/04/2015	06/05/2015	<8	100	<12	<16	<14	<15	35.8	<24	<14	46.3	91.2	<23	<17	<10	<18	<9	111	173	92.8	90.9	98.8	<15
TPE2617	0.50-	150312-105	10/03/2015	12/03/2015	08/04/2015	76.5	102	57.8	300	868	756	1260	550	428	781	106	145	1390	107	409	80.9	106	9250	117	975	106	1070
TPE2619	0.50-	150324-26	19/03/2015	24/03/2015	22/04/2015	10.4	78.8	<12	31.8	189	286	442	200	175	261	75.1	55	261	11.6	189	22	83.8	2530	75.8	188	78.4	203
TPE2619	1.50-	150324-26	19/03/2015	24/03/2015	20/04/2015	18.6	86.7	<12	43.9	316	295	486	203	162	417	87.8	64	513	16.3	177	28.7	89.7	3480	85.2	314	85.1	422
TPE2637	0.50-	150402-82	31/03/2015	02/04/2015	06/05/2015	<8	94.9	<12	<16	<14	<15	21.7	<24	<14	19.7	86.1	<23	<17	<10	<18	<9	96.8	<118	86	53.3	98.1	<15
TPE2637	1.50-	150402-82	31/03/2015	02/04/2015	06/05/2015	<8	88.9	<12	<16	<14	<15	34.8	<24	<14	41	82.2	<23	<17	<10	<18	11.5	89.4	225	81.9	138	88.7	<15
TPE2744	0.50-	150324-26	19/03/2015	24/03/2015	20/04/2015	23	87.5	<12	44.4	329	299	559	200	173	411	85.3	73.9	426	22.3	182	25	89.8	3280	88.8	209	86.4	306
TPE2744	1.50-	150324-26	19/03/2015	24/03/2015	21/04/2015	<8	94.8	<12	26	109	92.4	176	80.3	62.2	128	88.7	<23	249	<10	66.3	13.7	99	1290	87.1	121	97.4	170
TPE2745	0.50-	150324-26	19/03/2015	24/03/2015	20/04/2015	<8	83.4	<12	<16	29	<15	28.3	<24	<14	16.3	82	<23	22.5	<10	<18	<9	86	123	88.4	26.6	82.7	<15
TPE2825	0.50-	150324-26	19/03/2015	24/03/2015	20/04/2015	<8	95.8	<12	<16	<14	21.4	133	35.5	23.4	172	95.9	27.5	45.9	<10	25.8	75	99.3	1030	84.9	434	103	37.8
TPE2825	1.50-	150324-26	19/03/2015	24/03/2015	20/04/2015	<8	91.3	<12	<16	<14	<15	72.8	<24	<14	122	81.7	<23	24.9	<10	<18	70.6	93.5	600	82.1	310	86.7	<15
TPE2825	2.50-	150324-26	19/03/2015	24/03/2015	20/04/2015	<8	91.3	<12	<16	<14	<15	77	<24	<14	137	81.4	<23	34.8	<10	<18	73.9	92.8	708	80.2	365	87.3	20.8
TPE2843	0.50-	150324-26	19/03/2015	24/03/2015	21/04/2015	14.1	98.2	<12	35.1	195	175	289	152	114	278	96.6	55.8	422	<10	124	47.8	97.2	2440	88.8	261	88.3	273
TPE2843	1.50-	150324-26	19/03/2015	24/03/2015	20/04/2015	<8	90.9	<12	<16	<14	<15	20.5	<24	<14	<10	84.3	<23	27.5	<10	<18	12.6	97	125	81.9	44.7	83.9	19.3
TPE2907	0.50-	150324-26	19/03/2015	24/03/2015	22/04/2015	<8	101	<12	<16	99.1	102	197	111	64.6	133	98	27.6	147	<10	70.8	26.8	101	1270	107	164	98.6	132
TPE2907	1.50-	150324-26	19/03/2015	24/03/2015	21/04/2015	<8	87.1	<12	<16	27.8	28.5	80.5	39.1	26.4	126	87.2	<23	58.2	<10	23.4	45	90.4	755	82.5	241	86.6	59
TPE2907	2.50-	150324-26	19/03/2015	24/03/2015	21/04/2015	20.6	92.8	<12	31.9	82.4	82.8	156	77.9	48.8	176	93.3	26.7	140	38	52.2	187	95.3	1480	89.6	185	91.8	177
TPE2923	0.50-	150324-26	19/03/2015	24/03/2015	21/04/2015	73.6	90.2	19.5	128	656	745	1140	786	414	785	90.1	231	1150	82.4	622	35.4	98.2	8370	89.6	735	86.9	774
TPE2923	1.50-	150324-26	19/03/2015	24/03/2015	20/04/2015	<8	94.1	<12	<16	16.7	22.7	57.9	27.7	15.8	22.2	83.5	<23	48.1	<10	22.4	12.5	100	422	83.7	140	90.8	36
TPE2963	0.50-	150324-26	19/03/2015	24/03/2015	21/04/2015	<8	93	<12	<16	30.6	43.9	65.7	50.9	24.4	24.1	90.1	<23	61.9	<10	38.9	<9	97.7	425	86.4	43.3	90.6	41.3
TPE2963	1.50-	150324-26	19/03/2015	24/03/2015	20/04/2015	<8	92.2	<12	<16	17.6	<15	27.7	<24	<14	30.1	95.1	<23	<17	<10	<18	<9	94.8	136	94.6	61.1	91.2	<15
TPE3007	0.50-	150324-26	19/03/2015	24/03/2015	22/04/2015	50.3	90.5	20.1	95.6	788	921	1530	676	416	775	90.8	223	1130	37.9	591	38.4	94.3	8600	96.8	431	87.9	879
TPE3007	1.50-	150324-26	19/03/2015	24/03/2015	21/04/2015	<8	88.2	<12	<16	<14	<15	33.3	26.8	<14	38.9	85.4	<23	27.7	<10	19.7	<9	94	216	77.1	48.8	89	20.9
TPE3052	0.50-	150324-26	19/03/2015	24/03/2015	21/04/2015	<8	97.9	<12	<16	<14	<15	39.7	<24	<14	30.1	91.1	<23	<17	<10	<18	<9	99	<118	94.1	42.1	95.8	<15
TPE3052	1.50-	150324-26	19/03/2015	24/03/2015	20/04/2015	<8	88.6	<12	<16	26.2	17.5	29.9	<24	<14	24.8	90.4	<23	18.7	<10	<18	<9	91.1	171	90.5	35.3	87.8	18.1
TPE3286	0.50-	150324-26	19/03/2015	24/03/2015	22/04/2015	737	95.9	149	1980	12400	10300	16700	6960	5540	11400	98.2	2740	19700	626	6520	142	96.9	115000	108	6070	93.4	13100
TPE3286	1.50-	150324-26	19/03/2015	24/03/2015	21/04/2015	40.9	97.8	<12	83.2	584	533	901	420	306	675	95.1	147	1030	39.5	361	27.5	103	6250	94	405	97	702
TPE3286	2.50-	150324-26	19/03/2015	24/03/2015	20/04/2015	<8	93.5	<12	<16	21.4	18.9	38	<24	<14	35.5	89.6	<23	34.4	<10	<18	<9	96.8	206	82.3	33.1	89.5	24.8
TPE3286	3.50-	150324-26	19/03/2015	24/03/2015	20/04/2015	35.6	86.2	<12	41.6	<14	<15	<15	<24	<14	14.5	89.5	<23	<17	59.8	<18	14.1	90.6	220	83.7	34.8	87.2	19.5
IP3802 - 7	0.50-	150330-14	25/03/2015	30/03/2015	20/04/2015	10.3	94.6	<12	50.2	273	406	478	292	160	307	109	87.8	264	35.1	220	69.9	97.5	3230	111	215	90.9	361
IP3802 - 7	1.50-	150330-14	25/03/2015	30/03/2015	08/04/2015	19.6	87.8	<12	53.5	171	166	265	138	98.2	374	86.5	45.3	245	48.4	97.7	116	91	2420	87.9	262	88.2	318
IP3804 - 6	0.50-	150330-14	25/03/2015	30/03/2015	20/04/2015	42.8	96.1	23.9	63.1	201	286	348	276	132	366	99.2	98.3	234	60.3	198	78.7	101	3070	112	278	92.7	382
IP3804 - 8	0.50-	150330-14	25/03/2015	30/03/2015	20/04/2015	38.1	99.6	43.5	74	406	618	729	668	206	705	99.8	197	645	78.5	510	132	98.9	6280	112	453	96.6	779
IP3805 - 5	0.50-	150330-14	25/03/2015	30/03/2015	20/04/2015	36	94.4	33.3	65.4	394	519	703	488	304	529	105	188	392	59.2	403	86.8	99	4980	119	286	93.4	495
IP3805 - 5	1.50-	150330-14	25/03/2015	30/03/2015	08/04/2015	19.5	89.7	<12	76.1	279	267	417	205	155	387	89.9	64	467	45.5	158	69.3	91.8	3440	92	351	90.7	478
IP3806 - 4	0.50-	150330-14	25/03/2015	30/03/2015	20/04/2015	<8	91.8	<12	74	329	426	596	314	200	410	94.9	94.1	433	57.6	241	109	91.3	4180	104	359	92.3	540
IP3807 - 3	0.50-	150330-14	25/03/2015	30/03/2015	20/04/2015	31.8	101	23.4	59.3	285	390	556	412	195	434	98	125	439	69.3	312	115	103	4340	109	338	97	552
IP3807 - 3	1.50-	150330-14	25/03/2015	30/03/2015	08/04/2015	28.6	89.4	<12	95.3	316	423	630	376	247	488	89.7	104	486	48.1	284	102	91.5	4580	93.2	367	90.2	588
IP3808 - 1	0.50-	150330-14	25/03/2015	30/03/2015	20/04/2015	99.3	99.1	103	338	431	432	476	316	210	388	96.1	98.3	1000	258	264	179	99.9	6970	94.3	1410	95.5	963
IP3808 - 1	1.50-	150330-14	25/03/2015	30/03/2015	08/04/2015	<8	92.4	<12	23.8	109	127	178	94	58.2	98.1	102	<23	168	19.6	64.9	20.2	95.8	1270	104	127	90.1	183
IP3811 - 2	0.50-	150330-14	25/03/2015	30/03/2015	20/04/2015	<8	95.2	<12	312	529	302	312	264	279	496	102	<23	272	<10	179	76.3	94	3710	107	308	97.3	385
TPE2618	0.50-	150221-73	18/02/2015	21/02/2015	07/05/2015	512	92.1	49.8	901	1850	1150	1900	678	691	1430	95.2	250	3890	580	620	71.9	93	21000	106	3920	93.6	2480
TPE2618	1.50-	150221-73	18/02/2015	21/02/2015	12/03/2015	18.3	102	<12	44.5	215	238	416	222	138	320	102	65.6	320	20	181	40.2	101	2740	99.7	232	102	274
TPE2618	2.50-	150221-73	18/02/2015	21/02/2015	13/03/2015	<8	92.8	<12	<16	86.5	101	168	109	55.7	124	92.2	32.3	117	<10	79.6	22.5	92.8	1100	102	92.9	93	113
TPE2618	3.50-	150221-73	18/02/2015	21/02/2015	13/03/2015	48.5	93.3	<12	54	93	88.6	155	82.5	47.4	109	95.2	<23	148	76.9	63.2	162	94.7	1450	105	165	93.7	157
TPE2618	4.50-	150221-73	18/02/2015	21/02/2015	13/03/2015	51.6	93	<12	65.8	138	147	232	125	69.4	144	95.8	38	233	81.3	96.4	174	94.2	2040	107	216	93.9	231
TPE2921	0.50-	150108-60	05/01/2015	08/01/2015	15/01/2015	<8	94.6	<12	<16	<14	<15	20.5	<24	<14	20.2	103	<23	<17	<10	<18	<9	98.9	<118	97	32.8	92.9	<15
TPE3372	0.50-	150119-2	14/01/2015	19/01/2015	27/01/2015	<8	113	<12	<16	<14	<15	35.7	<24	<14	27.5	110	<23	22.8	<10	<18	11.9	113	177	113	59.2	112	20.3
TPE3372	1.50-	150119-2	14/01/2015	19/01/2015	27/01/2015	<8	98.7	<12	<16	<14	<15	35.2	<24	<14	37	88.4	<23	<17	<10	<18	31.5	97.2	184	92.4	80.5	97.8	<15
TPE3372	2.50-	150119-2	14/01/2015	19/01/2015	27/01/2015	9.58	98.2	<12	<16	<14	<15	30.1	<24	<14	30	85.7	<23	<17	11.8	<18	49.1	97.4	222	87.7	91.4	96	<15
IP3810_9	0.50-	150330-16	27/03/2015	30/03/2015	28/04/2015	11.4	93.3	<12	26.8	222	291	494	260	158	305	95.7	68.9	274	23.1	193	48.5	96.7	2820	102	165	93.2	279
IP3810_9	1.50-	150330-16	27/03/2015	30/03/2015	28/04/2015	35.8	102	<12	51.3	348	494	684	427	273	594	123	125	657	58.9	325	84.4	103	5300	121	510	102	634
TPE3747	0.50-	150320-129	18/03/2015	20/03/2015	15/04/2015	14.9	88	<12	<16	<14	<15	66.4	<24	<14	59.4	85.4	<23	<17	<10	<18	<9	90.4	253	81.2	112	84.4	<15
TPE3747	1.50-	150320-129	18/03/2015	20/03/2015	15/04/2015	36.8	94.7	<12	<16	<14	<15	110	<24	<14	99.8	93.4	<23	21.6	<10	<18	29.1	98.1	494	94.8	196	93	<15
TPE2314	0.50-	150122-84	20/01/2015	22/01/2015	10/03/2015	<8	107	<12	<16	48.4	39.6	85.3	37.9	27.1	68.9	103	<23	89.1	<10	30.6	14.7	106	592	88.6	83.8	105	66.2
TPE2316	0.50-	150122-84	20/01/2015	22/01/2015	02/02/2015	523	107	<12	576	<14	<15	32	<24	<14	43.3	105	<23	132	1850	<18	665	105	7530	111	3460	104	250
TPE2370	0.50-	150122-84	20/01/2015	22/01/2015	02/02/2015	<8	108	<12	476	<14	<15	30.1	<24	<14	45.7	105	<23	97.1	1080	<18	289	103	4120	113	2100	108	<15
TPE2370	1.50-	150122-84	20/01/2015	22/01/2015	30/01/2015	533	99.7	172	653	<14	<15	44.6	<24	<14	49.3	84.2	<23	74.4	1150	<18	482	104	5600	94.8	2250	93.4	181
TPE2609	0.50-	150128-92	27/01/2015	28/01/2015	12/03/2015	11.7	102	<12	28.4	144	147	254	128	78	177	98.9	38.9	253	18.2	102	35.1	101	1800	104	178	104	205
TPE2609	1.00-	150128-92	27/01/2015	28/01/2015	12/03/2015	<8	100	<12	<16	73.5	22.2	54.5	<24	<14	49.4	96.8	<23	43.9	<10	<18	13.9	98.8	411	102	104	99.7	50.1
TPE2609	2.00-	150128-92	27/01/2015	28/01/2015	05/02/2015	<8	107	<12	<16	<14	<15	28.6	<24	<14	26.9	102	<23	23.2	<10	<18	<9	106	144	105	47.8	107	17.6
TPE2865	0.50-	150319-95	13/03/2015	19/03/2015	09/04/2015	<8	92.6	<12	26.4	<14	65.7	87.7	63.8	25.8	54.3	97.7	<23	65.3	13.2	39.7	69.8	91.4	729	106	78.9	89.2	138
TPE2865	1.50-	150319-95	13/03/2015	19/03/2015	08/04/2015	639	96.3	71.1	125	<14	<15	<15	<24	<14	<10	88.2	<23	<17	1920	<18	30400	94.2	33900	89.1	734	88.9	31.5
TPE2865	2.50-	150319-95	13/03/2015	19/03/2015	08/04/2015	218	97.1	28.5	80.2	<14	<15	<15	<24	<14	<10	117	<23	<17	774	<18	1080	96.8	2540	121	358	97.6	<15
TPE2905	0.50-	150221-72	19/02/2015	21/02/2015	05/05/2015	33.9	99.9	14	72	354	716	1110	862	384	357	98.2	218	504	41.3	704	69.4	101	6220	102	309	101	467
TPE2905	1.50-	150221-72	19/02/2015	21/02/2015	13/03/2015	<8	108	15.2	46.1	139	248	308	316	124	184	98.7	59.7	241	25.6	206	65	107	2540	102	223	107	342
TPE2905	2.50-	150221-72	19/02/2015	21/02/2015	13/03/2015	<8	106	<12	19.2	29.3	71.5	111	151	34.4	99.9	96.9	<23	68.1	<10	64.4	22	106	889	100	139	106	78.6
TPE2905	3.50-	150221-72	19/02/2015	21/02/2015	13/03/2015	<8	104	<12	19.3	50.8	95.3	209	166	59.7	138	97.8	35	131	<10	91.2	37	104	1340	116	192	101	118
TPE2905	4.10-	150221-72	19/02/2015	21/02/2015	11/03/2015	44.2	111	<12	56.2	128	108	210	81.6	71.4	223	104	31.2	183	80	63.5	796	109	2560	108	307	111	180
TPE2924	0.50-	150217-34	13/02/2015	17/02/2015	04/03/2015	<8	103	<12	<16	<14	<15	<15	<24	<14	<10	95.1	<23	<17	<10	<18	<9	105	<118	97.4	<15	102	<15
TPE2924	1.50-	150217-34	13/02/2015	17/02/2015	28/02/2015	<8	96	<12	<16	31.8	<15	30.6	<24	<14	34.3	83.7	<23	36.1	<10	<18	<9	98.9	197	82.2	40.8	94.7	23.6
TPE3112	0.50-	150223-9	20/02/2015	23/02/2015	17/03/2015	<8	96.6	<12	<16	16.2	<15	66.5	<24	59.8	96.6	92	<23	18.1	<10	<18	61.2	95.9	508	107	189	95.1	<15
TPE3112	1.50-	150223-9	20/02/2015	23/02/2015	17/03/2015	16	95.5	<12	<16	<14	<15	23.4	<24	<14	24.9	90	<23	<17	20.9	<18	140	97.6	304	99.7	78.5	95	<15
TPE3112	2.50-	150223-9	20/02/2015	23/02/2015	17/03/2015	<8	95.2	<12	<16	<14	<15	24.6	<24	<14	30.9	93	<23	<17	<10	<18	481	96.4	640	107	104	93.4	<15
TPE3264	0.50-	150401-81	30/03/2015	01/04/2015	02/05/2015	-	-	-	-	-	-	-	-	-	-	-	-	-	-	-	-	-	-	-	-	-	-

Monitor Phase 69

Excavation
No furter action

Trial Pit	Sample Depth	SDG ID.	Date Sampled	Received On	Date Complete	Actinolite*	Amosite*	Anthophyllite*	Chrysotile*	Crocidolite*	Non-Asbestos Fibres Detected	Tremolite*	Additional Asbestos Components (Using TM048)	Additional Asbestos Components (Using TM048)	Amosite (Brown) Asbestos	Analysed By	Analysts Comments	Analysts Comments	Asbestos Quantification - Detailed Gravimetric - %	Asbestos Quantification - Gravimetric - %	Asbestos Quantification - Gravimetric - %	Asbestos Quantification - PCOM Evaluation - %	Asbestos Quantification - Total - %	Asbestos Quantification - Total - %	Chrysotile (White) Asbestos	Comments	Crocidolite (Blue) Asbestos	Date of Analysis	Fibrous Actinolite	Fibrous Anthophyllite	Fibrous Tremolite	Non-Asbestos Fibre
				Commercial >1m		-	-	-	-	-	-	-	-	-	-	-	-	-	%	%	%	%	%	%	-	-	-	-	-	-	-	-
TPE2260	0.50-	150122-84	20/01/2015	22/01/2015	02/02/2015	-	-	-	-	-	-	-	-	-	Not Detected	hris Swindells	-	-	-	-	-	-	-	-	Not Detected	0	Not Detected	30/1/15	Not Detected	Not Detected	Not Detected	Not Detected
TPE2260	1.50-	150122-84	20/01/2015	22/01/2015	02/02/2015	-	-	-	-	-	-	-	-	-	-	-	-	-	-	-	-	-	-	-	-	-	-	-	-	-	-	-
TPE2294	0.50-	150122-84	20/01/2015	22/01/2015	02/02/2015	-	-	-	-	-	-	-	-	-	Not Detected	dn Postlewhite	-	-	-	-	-	-	-	-	Not Detected	0	Not Detected	2/2/15	Not Detected	Not Detected	Not Detected	Not Detected
TPE2294	1.50-	150122-84	20/01/2015	22/01/2015	30/01/2015	-	-	-	-	-	-	-	-	-	-	-	-	-	-	-	-	-	-	-	-	-	-	-	-	-	-	-
TPE2295	0.50-	150122-84	20/01/2015	22/01/2015	02/02/2015	-	-	-	-	-	-	-	-	-	Not Detected	hris Swindells	-	-	-	-	-	-	-	-	Not Detected	0	Not Detected	30/1/15	Not Detected	Not Detected	Not Detected	Not Detected
TPE2295	1.50-	150122-84	20/01/2015	22/01/2015	02/02/2015	-	-	-	-	-	-	-	-	-	-	-	-	-	-	-	-	-	-	-	-	-	-	-	-	-	-	-
TPE2309	0.50-	150122-84	20/01/2015	22/01/2015	02/02/2015	-	-	-	-	-	-	-	-	-	Not Detected	dn Postlewhite	-	-	-	-	-	-	-	-	Not Detected	0	Not Detected	2/2/15	Not Detected	Not Detected	Not Detected	Not Detected
TPE2309	1.50-	150122-84	20/01/2015	22/01/2015	30/01/2015	-	-	-	-	-	-	-	-	-	-	-	-	-	-	-	-	-	-	-	-	-	-	-	-	-	-	-
TPE2310	0.50-	150122-84	20/01/2015	22/01/2015	02/02/2015	-	-	-	-	-	-	-	-	-	Not Detected	dn Postlewhite	-	-	-	-	-	-	-	-	Not Detected	0	Not Detected	2/2/15	Not Detected	Not Detected	Not Detected	Not Detected
TPE2310	1.50-	150122-84	20/01/2015	23/01/2015	30/01/2015	-	-	-	-	-	-	-	-	-	-	-	-	-	-	-	-	-	-	-	-	-	-	-	-	-	-	-
TPE2311	0.50-	150122-84	20/01/2015	23/01/2015	02/02/2015	-	-	-	-	-	-	-	-	-	Not Detected	hris Swindells	-	-	-	-	-	-	-	-	Not Detected	0	Not Detected	30/1/15	Not Detected	Not Detected	Not Detected	Not Detected
TPE2311	1.50-	150122-84	20/01/2015	22/01/2015	30/01/2015	-	-	-	-	-	-	-	-	-	-	-	-	-	-	-	-	-	-	-	-	-	-	-	-	-	-	-
TPE2312	0.50-	150122-84	20/01/2015	22/01/2015	02/02/2015	-	-	-	-	-	-	-	-	-	Not Detected	Kevin Gill	-	-	-	-	-	-	-	-	Not Detected	0	Not Detected	2/2/15	Not Detected	Not Detected	Not Detected	Not Detected
TPE2341	0.50-	150122-84	20/01/2015	23/01/2015	02/02/2015	-	-	-	-	-	-	-	-	-	Not Detected	Kevin Gill	-	-	-	-	-	-	-	-	Not Detected	0	Not Detected	2/2/15	Not Detected	Not Detected	Not Detected	Not Detected
TPE2341	1.50-	150122-84	20/01/2015	23/01/2015	30/01/2015	-	-	-	-	-	-	-	-	-	-	-	-	-	-	-	-	-	-	-	-	-	-	-	-	-	-	-
TPE2342	0.50-	150122-84	20/01/2015	22/01/2015	02/02/2015	-	-	-	-	-	-	-	-	-	Not Detected	Kevin Gill	-	-	-	-	-	-	-	-	Not Detected	0	Not Detected	2/2/15	Not Detected	Not Detected	Not Detected	Not Detected
TPE2342	1.50-	150122-84	20/01/2015	22/01/2015	02/02/2015	-	-	-	-	-	-	-	-	-	-	-	-	-	-	-	-	-	-	-	-	-	-	-	-	-	-	-
TPE2343	0.50-	150122-84	20/01/2015	22/01/2015	02/02/2015	-	-	-	-	-	-	-	-	-	Not Detected	hris Swindells	-	-	-	-	-	-	-	-	Not Detected	0	Not Detected	30/1/15	Not Detected	Not Detected	Not Detected	Not Detected
TPE2343	1.50-	150122-84	20/01/2015	22/01/2015	02/02/2015	-	-	-	-	-	-	-	-	-	-	-	-	-	-	-	-	-	-	-	-	-	-	-	-	-	-	-
TPE2344	0.50-	150122-84	20/01/2015	22/01/2015	02/02/2015	-	-	-	-	-	-	-	-	-	Not Detected	Kevin Gill	-	-	-	-	-	-	-	-	Not Detected	0	Not Detected	2/2/15	Not Detected	Not Detected	Not Detected	Not Detected
TPE2366	0.50-	150122-84	20/01/2015	22/01/2015	02/02/2015	-	-	-	-	-	-	-	-	-	Not Detected	hris Swindells	-	-	-	-	-	-	-	-	Not Detected	0	Not Detected	30/1/15	Not Detected	Not Detected	Not Detected	Not Detected
TPE2366	1.50-	150122-84	20/01/2015	22/01/2015	30/01/2015	-	-	-	-	-	-	-	-	-	-	-	-	-	-	-	-	-	-	-	-	-	-	-	-	-	-	-
TPE2367	0.50-	150122-84	20/01/2015	22/01/2015	02/02/2015	-	-	-	-	-	-	-	-	-	Not Detected	dn Postlewhite	-	-	-	-	-	-	-	-	Not Detected	0	Not Detected	2/2/15	Not Detected	Not Detected	Not Detected	Not Detected
TPE2367	1.50-	150122-84	20/01/2015	23/01/2015	30/01/2015	-	-	-	-	-	-	-	-	-	-	-	-	-	-	-	-	-	-	-	-	-	-	-	-	-	-	-
TPE2368	0.50-	150122-84	20/01/2015	22/01/2015	02/02/2015	-	-	-	-	-	-	-	-	-	Not Detected	hris Swindells	-	-	-	-	-	-	-	-	Not Detected	0	Not Detected	2/2/15	Not Detected	Not Detected	Not Detected	Not Detected
TPE2368	1.50-	150122-84	20/01/2015	22/01/2015	29/01/2015	-	-	-	-	-	-	-	-	-	-	-	-	-	-	-	-	-	-	-	-	-	-	-	-	-	-	-
TPE2369	0.50-	150122-84	20/01/2015	22/01/2015	02/02/2015	-	-	-	-	-	-	-	-	-	Not Detected	hris Swindells	-	-	-	-	-	-	-	-	Not Detected	0	Not Detected	30/1/15	Not Detected	Not Detected	Not Detected	Not Detected
TPE2369	1.50-	150122-84	20/01/2015	22/01/2015	30/01/2015	-	-	-	-	-	-	-	-	-	-	-	-	-	-	-	-	-	-	-	-	-	-	-	-	-	-	-
TPE2402	0.50-	150127-17	21/01/2015	27/01/2015	04/02/2015	-	-	-	-	-	-	-	-	-	Not Detected	dn Postlewhite	-	-	-	-	-	-	-	-	Not Detected	0	Not Detected	3/2/15	Not Detected	Not Detected	Not Detected	Not Detected
TPE2402	1.50-	150127-17	21/01/2015	27/01/2015	04/02/2015	-	-	-	-	-	-	-	-	-	-	-	-	-	-	-	-	-	-	-	-	-	-	-	-	-	-	-
TPE2403	0.50-	150127-17	21/01/2015	27/01/2015	04/02/2015	-	-	-	-	-	-	-	-	-	Not Detected	Kevin Hughes	-	-	-	-	-	-	-	-	Not Detected	0	Not Detected	3/2/15	Not Detected	Not Detected	Not Detected	Not Detected
TPE2403	1.50-	150127-17	21/01/2015	27/01/2015	03/02/2015	-	-	-	-	-	-	-	-	-	-	-	-	-	-	-	-	-	-	-	-	-	-	-	-	-	-	-
TPE2493	0.50-	150221-57	17/02/2015	21/02/2015	30/04/2015	Not Detected	Not Detected	Not Detected	Detected	Not Detected	Not Detected	Not Detected	None	-	-	-	N/C	-	-	<0.001	-	<0.001	<0.001	-	-	-	-	-	-	-	-	-
TPE2493	1.50-	150221-57	17/02/2015	21/02/2015	10/03/2015	-	-	-	-	-	-	-	-	-	-	-	-	-	-	-	-	-	-	-	-	-	-	-	-	-	-	-
TPE2493	2.50-	150221-57	17/02/2015	21/02/2015	12/03/2015	-	-	-	-	-	-	-	-	-	-	-	-	-	-	-	-	-	-	-	-	-	-	-	-	-	-	-
TPE2493	3.50-	150221-57	17/02/2015	21/02/2015	10/03/2015	-	-	-	-	-	-	-	-	-	-	-	-	-	-	-	-	-	-	-	-	-	-	-	-	-	-	-
TPE2493	4.50-	150221-57	17/02/2015	21/02/2015	10/03/2015	-	-	-	-	-	-	-	-	-	-	-	-	-	-	-	-	-	-	-	-	-	-	-	-	-	-	-
TPE2494	0.50-	150221-57	17/02/2015	21/02/2015	01/05/2015	Not Detected	Not Detected	Not Detected	Detected	Not Detected	Not Detected	Not Detected	None	-	-	-	N/C	-	-	0.0203	-	<0.001	0.021	-	-	-	-	-	-	-	-	-
TPE2494	1.50-	150221-57	17/02/2015	21/02/2015	10/03/2015	-	-	-	-	-	-	-	-	-	-	-	-	-	-	-	-	-	-	-	-	-	-	-	-	-	-	-
TPE2494	2.50-	150221-57	17/02/2015	21/02/2015	10/03/2015	-	-	-	-	-	-	-	-	-	-	-	-	-	-	-	-	-	-	-	-	-	-	-	-	-	-	-
TPE2494	3.50-	150221-57	17/02/2015	21/02/2015	10/03/2015	-	-	-	-	-	-	-	-	-	-	-	-	-	-	-	-	-	-	-	-	-	-	-	-	-	-	-
TPE2521	0.50-	150128-92	27/01/2015	28/01/2015	05/02/2015	-	-	-	-	-	-	-	-	-	Not Detected	Kevin Gill	-	-	-	-	-	-	-	-	Not Detected	0	Not Detected	4/2/15	Not Detected	Not Detected	Not Detected	Not Detected
TPE2521	1.50-	150128-92	27/01/2015	28/01/2015	05/02/2015	-	-	-	-	-	-	-	-	-	-	-	-	-	-	-	-	-	-	-	-	-	-	-	-	-	-	-
TPE2521	2.50-	150128-92	27/01/2015	28/01/2015	05/02/2015	-	-	-	-	-	-	-	-	-	-	-	-	-	-	-	-	-	-	-	-	-	-	-	-	-	-	-
TPE2521	3.50-	150128-92	27/01/2015	28/01/2015	04/02/2015	-	-	-	-	-	-	-	-	-	-	-	-	-	-	-	-	-	-	-	-	-	-	-	-	-	-	-
TPE2522	0.50-	150129-105	28/01/2015	29/01/2015	09/02/2015	-	-	-	-	-	-	-	-	-	Not Detected	cca Rawlings	-	-	-	-	-	-	-	-	Not Detected	0	Not Detected	9/2/15	Not Detected	Not Detected	Not Detected	Detected
TPE2522	1.50-	150129-105	28/01/2015	29/01/2015	07/02/2015	-	-	-	-	-	-	-	-	-	-	-	-	-	-	-	-	-	-	-	-	-	-	-	-	-	-	-
TPE2523	0.50-	150129-105	28/01/2015	29/01/2015	09/02/2015	-	-	-	-	-	-	-	-	-	Not Detected	cca Rawlings	-	-	-	-	-	-	-	-	Not Detected	0	Not Detected	6/2/15	Not Detected	Not Detected	Not Detected	Not Detected
TPE2523	1.50-	150129-105	28/01/2015	29/01/2015	07/02/2015	-	-	-	-	-	-	-	-	-	-	-	-	-	-	-	-	-	-	-	-	-	-	-	-	-	-	-
TPE2524	0.50-	150129-105	28/01/2015	29/01/2015	09/02/2015	-	-	-	-	-	-	-	-	-	Not Detected	duren Sargean	-	-	-	-	-	-	-	-	Not Detected	de fibres in soi	Trace	9/2/15	Not Detected	Not Detected	Not Detected	Not Detected
TPE2524	1.50-	150129-105	28/01/2015	29/01/2015	09/02/2015	-	-	-	-	-	-	-	-	-	-	-	-	-	-	-	-	-	-	-	-	-	-	-	-	-	-	-
TPE2524	2.50-	150129-105	28/01/2015	29/01/2015	08/02/2015	-	-	-	-	-	-	-	-	-	-	-	-	-	-	-	-	-	-	-	-	-	-	-	-	-	-	-
TPE2525	0.50-	150129-105	28/01/2015	29/01/2015	09/02/2015	-	-	-	-	-	-	-	-	-	Not Detected	cca Rawlings	-	-	-	-	-	-	-	-	Not Detected	de fibres in soi	Trace	6/2/15	Not Detected	Not Detected	Not Detected	Not Detected
TPE2525	1.50-	150129-105	28/01/2015	29/01/2015	09/02/2015	-	-	-	-	-	-	-	-	-	-	-	-	-	-	-	-	-	-	-	-	-	-	-	-	-	-	-
TPE2526	0.50-	150128-92	27/01/2015	28/01/2015	12/03/2015	-	-	-	-	-	-	-	None	-	Not Detected	hris Swindells	N/C	-	-	<0.001	-	<0.001	<0.001	-	Not Detected	de fibres in soi	Detected	4/2/15	Not Detected	Not Detected	Not Detected	Not Detected
TPE2526	1.60-	150128-92	27/01/2015	28/01/2015	05/02/2015	-	-	-	-	-	-	-	-	-	-	-	-	-	-	-	-	-	-	-	-	-	-	-	-	-	-	-
TPE2527	0.50-	150129-105	28/01/2015	29/01/2015	09/02/2015	-	-	-	-	-	-	-	-	-	Not Detected	duren Sargean	-	-	-	-	-	-	-	-	Not Detected	0	Not Detected	6/2/15	Not Detected	Not Detected	Not Detected	Not Detected
TPE2527	0.50-	150221-57	17/02/2015	21/02/2015	01/05/2015	Not Detected	Not Detected	Not Detected	Detected	Not Detected	Not Detected	Not Detected	None	-	-	-	N/C	-	-	<0.001	-	<0.001	<0.001	-	-	-	-	-	-	-	-	-
TPE2527	1.50-	150221-57	17/02/2015	21/02/2015	11/03/2015	-	-	-	-	-	-	-	-	-	-	-	-	-	-	-	-	-	-	-	-	-	-	-	-	-	-	-
TPE2527	1.80-	150129-105	28/01/2015	29/01/2015	09/02/2015	-	-	-	-	-	-	-	-	-	-	-	-	-	-	-	-	-	-	-	-	-	-	-	-	-	-	-
TPE2527	2.50-	150129-105	28/01/2015	29/01/2015	09/02/2015	-	-	-	-	-	-	-	-	-	-	-	-	-	-	-	-	-	-	-	-	-	-	-	-	-	-	-
TPE2527	2.50-	150221-57	17/02/2015	21/02/2015	11/03/2015	-	-	-	-	-	-	-	-	-	-	-	-	-	-	-	-	-	-	-	-	-	-	-	-	-	-	-
TPE2527	3.50-	150221-57	17/02/2015	21/02/2015	11/03/2015	-	-	-	-	-	-	-	-	-	-	-	-	-	-	-	-	-	-	-	-	-	-	-	-	-	-	-
TPE2527	4.50-	150221-57	17/02/2015	21/02/2015	10/03/2015	-	-	-	-	-	-	-	-	-	-	-	-	-	-	-	-	-	-	-	-	-	-	-	-	-	-	-
TPE2528	0.50-	150128-92	27/01/2015	28/01/2015	05/02/2015	-	-	-	-	-	-	-	-	-	Not Detected	Kevin Gill	-	-	-	-	-	-	-	-	Not Detected	0	Not Detected	4/2/15	Not Detected	Not Detected	Not Detected	Not Detected
TPE2538	0.50-	150123-119	22/01/2015	23/01/2015	02/02/2015	-	-	-	-	-	-	-	-	-	Not Detected	cca Rawlings	-	-	-	-	-	-	-	-	Not Detected	0	Not Detected	02/02/15	Not Detected	Not Detected	Not Detected	Not Detected
TPE2538	1.50-	150123-119	22/01/2015	23/01/2015	02/02/2015	-	-	-	-	-	-	-	-	-	-	-	-	-	-	-	-	-	-	-	-	-	-	-	-	-	-	-
TPE2570	1.00-	150128-92	27/01/2015	28/01/2015	05/02/2015	-	-	-	-	-	-	-	-	-	Trace	Kevin Gill	-	-	-	-	-	-	-	-	Not Detected	de fibres in soi	Not Detected	4/2/15	Not Detected	Not Detected	Not Detected	Not Detected
TPE2570	2.00-	150128-92	27/01/2015	28/01/2015	05/02/2015	-	-	-	-	-	-	-	-	-	-	-	-	-	-	-	-	-	-	-	-	-	-	-	-	-	-	-
TPE2570	2.50-	150128-92	27/01/2015	28/01/2015	05/02/2015	-	-	-	-	-	-	-	-	-	-	-	-	-	-	-	-	-	-	-	-	-	-	-	-	-	-	-
TPE2571	0.50-	150129-105	28/01/2015	29/01/2015	16/03/2015	-	-	-	-	-	-	-	None	-	Detected	cca Rawlings	N/C	-	-	<0.001	-	<0.001	<0.001	-	Not Detected	de fibres in soi	Not Detected	6/2/15	Not Detected	Not Detected	Not Detected	Not Detected
TPE2571	1.50-	150129-105	28/01/2015	29/01/2015	09/02/2015	-	-	-	-	-	-	-	-	-	-	-	-	-	-	-	-	-	-	-	-	-	-	-	-	-	-	-
TPE2571	2.50-	150129-105	28/01/2015	29/01/2015	07/02/2015	-	-	-	-	-	-	-	-	-	-	-	-	-	-	-	-	-	-	-	-	-	-	-	-	-	-	-
TPE2571	3.50-	150129-105	28/01/2015	29/01/2015	07/02/2015	-	-	-	-	-	-	-	-	-	-	-	-	-	-	-	-	-	-	-	-	-	-	-	-	-	-	-
TPE2572	0.50-	150129-105	28/01/2015	29/01/2015	16/03/2015	-	-	-	-	-	-	-	None	-	Detected	cca Rawlings	N/C	-	-	0.0024	-	<0.001	0.0028	-	Not Detected	de fibres in soi	Not Detected	6/2/15	Not Detected	Not Detected	Not Detected	Not Detected
TPE2573	0.50-	150129-105	28/01/2015	29/01/2015	17/03/2015	-	-	-	-	-	-	-	None	-	Not Detected	cca Rawlings	N/C	-	-	0.0014	-	<0.001	0.0015	-	Detected	de fibres in soi	Not Detected	6/2/15	Not Detected	Not Detected	Not Detected	Not Detected
TPE2573	1.50-	150129-105	28/01/2015	29/01/2015	09/02/2015	-	-	-	-	-	-	-	-	-	-	-	-	-	-	-	-	-	-	-	-	-	-	-	-	-	-	-
TPE2574	0.50-	150128-92	27/01/2015	28/01/2015	12/03/2015	-	-	-	-	-	-	-	None	-	Trace	hris Swindells	N/C	-	-	0.0021	-	<0.001	0.0024	-	Detected	de fibres in soi	Not Detected	4/2/15	Not Detected	Not Detected	Not Detected	Not Detected
TPE2574	1.20-	150128-92	27/01/2015	28/01/2015	05/02/2015	-	-	-	-	-	-	-	-	-	-	-	-	-	-	-	-	-	-	-	-	-	-	-	-	-	-	-
TPE2574	2.10-	150128-92	27/01/2015	28/01/2015	05/02/2015	-	-	-	-	-	-	-	-	-	-	-	-	-	-	-	-	-	-	-	-	-	-	-	-	-	-	-
TPE2574	2.40-	150128-92	27/01/2015	28/01/2015	05/02/2015	-	-	-	-	-	-	-	-	-	-	-	-	-	-	-	-	-	-	-	-	-	-	-	-	-	-	-
TPE2575	0.50-	150128-92	27/01/2015	28/01/2015	12/03/2015	-	-	-	-	-	-	-	Amosite	-	Not Detected	Kevin Gill	e fibres in soi	-	-	0.0136	-	0.0011	0.0147	-	Detected	g ACM debris	Not Detected	4/2/15	Not Detected	Not Detected	Not Detected	Not Detected
TPE2575	1.50-	150128-92	27/01/2015	28/01/2015	05/02/2015	-	-	-	-	-	-	-	-	-	-	-	-	-	-	-	-	-	-	-	-	-	-	-	-	-	-	-
TPE2575	2.50-	150128-92	27/01/2015	28/01/2015	05/02/2015	-	-	-	-	-	-	-	-	-	-	-	-	-	-	-	-	-	-	-	-	-	-	-	-	-	-	-
TPE2575	3.30-	150128-92	27/01/2015	28/01/2015	05/02/2015	-	-	-	-	-	-	-	-	-	-	-	-	-	-	-	-	-	-	-	-	-	-	-	-	-	-	-
TPE2575	4.00-	150128-92	27/01/2015	28/01/2015	05/02/2015	-	-	-	-	-	-	-	-	-	-	-	-	-	-	-	-	-	-	-	-	-	-	-	-	-	-	-
TPE2576	0.50-	150128-92	27/01/2015	28/01/2015	12/03/2015	-	-	-	-	-	-	-	Amosite	-	Not Detected	Kevin Gill	e fibres in soi	-	-	0.0039	-	<0.001	0.0047	-	Detected	g ACM debris	Detected	4/2/15	Not Detected	Not Detected	Not Detected	Not Detected
TPE2576	1.70-	150128-92	27/01/2015	28/01/2015	05/02/2015	-	-	-	-	-	-	-	-	-	-	-	-	-	-	-	-	-	-	-	-	-	-	-	-	-	-	-
TPE2577	0.50-	150221-57	17/02/2015	21/02/2015	05/05/2015	Not Detected	Detected	Not Detected	Detected	Not Detected	Not Detected	Not Detected	None	-	-	-	N/C	-	-	0.531	-	0.0025	0.534	-	-	-	-	-	-	-	-	-
TPE2577	1.50-	150221-57	17/02/2015	21/02/2015	10/03/2015	-	-	-	-	-	-	-	-	-	-	-	-	-	-	-	-	-	-	-	-	-	-	-	-	-	-	-
TPE2577	2.50-	150221-57	17/02/2015	21/02/2015	10/03/2015	-	-	-	-	-	-	-	-	-	-	-	-	-	-	-	-	-	-	-	-	-	-	-	-	-	-	-
TPE2577	3.50-	150221-57	17/02/2015	21/02/2015	10/03/2015	-	-	-	-	-	-	-	-	-	-	-	-	-	-	-	-	-	-	-	-	-	-	-	-	-	-	-
TPE2578	0.50-	150221-73	18/02/2015	21/02/2015	11/05/2015	Not Detected	Detected	Not Detected	Detected	Detected	Not Detected	Not Detected	None	-	-	-	N/C	-	-	0.109	-	0.0033	0.113	-	-	-	-	-	-	-	-	-
TPE2578	1.50-	150221-73	18/02/2015	21/02/2015	12/03/2015	-	-	-	-	-	-	-	-	-	-	-	-	-	-	-	-	-	-	-	-	-	-	-	-	-	-	-
TPE2578	2.50-	150221-73	18/02/2015	21/02/2015	12/03/2015	-	-	-	-	-	-	-	-	-	-	-	-	-	-	-	-	-	-	-	-	-	-	-	-	-	-	-
TPE2578	3.50-	150221-73	18/02/2015	21/02/2015	13/03/2015	-	-	-	-	-	-	-	-	-	-	-	-	-	-	-	-	-	-	-	-	-	-	-	-	-	-	-
TPE2578	4.50-	150221-73	18/02/2015	21/02/2015	13/03/2015	-	-	-	-	-	-	-	-	-	-	-	-	-	-	-	-	-	-	-	-	-	-	-	-	-	-	-
TPE2579	0.50-	150221-73	18/02/2015	21/02/2015	11/05/2015	Not Detected	Not Detected	Not Detected	Detected	Not Detected	Not Detected	Not Detected	None	-	-	-	N/C	-	-	0.119	-	<0.001	0.12	-	-	-	-	-	-	-	-	-
TPE2579	1.50-	150221-73	18/02/2015	21/02/2015	12/03/2015	-	-	-	-	-	-	-	-	-	-	-	-	-	-	-	-	-	-	-	-	-	-	-	-	-	-	-
TPE2579	2.50-	150221-73	18/02/2015	21/02/2015	12/03/2015	-	-	-	-	-	-	-	-	-	-	-	-	-	-	-	-	-	-	-	-	-	-	-	-	-	-	-
TPE2579	3.50-	150221-73	18/02/2015	21/02/2015	12/03/2015	-	-	-	-	-	-	-	-	-	-	-	-	-	-	-	-	-	-	-	-	-	-	-	-	-	-	-
TPE2579	4.50-	150221-73	18/02/2015	21/02/2015	12/03/2015	-	-	-	-	-	-	-	-	-	-	-	-	-	-	-	-	-	-	-	-	-	-	-	-	-	-	-
TPE2580	0.50-	150221-73	18/02/2015	21/02/2015	01/05/2015	Not Detected	Detected	Not Detected	Detected	Detected	Not Detected	Not Detected	None	-	-	-	N/C	-	-	<0.001	-	<0.001	<0.001	-	-	-	-	-	-	-	-	-
TPE2580	1.50-	150221-73	18/02/2015	21/02/2015	13/03/2015	-	-	-	-	-	-	-	-	-	-	-	-	-	-	-	-	-	-	-	-	-	-	-	-	-	-	-
TPE2580	2.50-	150221-73	18/02/2015	21/02/2015	13/03/2015	-	-	-	-	-	-	-	-	-	-	-	-	-	-	-	-	-	-	-	-	-	-	-	-	-	-	-

Monitor Phase 69

Excavation
No furter action

Trial Pit	Sample Depth	SDG ID.	Date Sampled	Received On	Date Complete	Actinolite*	Amosite*	Anthophyllite*	Chrysotile*	Crocidolite*	Non-Asbestos Fibres Detected	Tremolite*	Additional Asbestos Components (Using TM048)	Additional Asbestos Components (Using TM048)	Amosite (Brown) Asbestos	Analysed By	Analysts Comments	Analysts Comments	Asbestos Quantification - Detailed Gravimetric - %	Asbestos Quantification - Gravimetric - %	Asbestos Quantification - Gravimetric - %	Asbestos Quantification - PCOM Evaluation - %	Asbestos Quantification - Total - %	Asbestos Quantification - Total - %	Chrysotile (White) Asbestos	Comments	Crocidolite (Blue) Asbestos	Date of Analysis	Fibrous Actinolite	Fibrous Anthophyllite	Fibrous Tremolite	Non-Asbestos Fibre
				Commercial >1m		-	-	-	-	-	-	-	-	-	-	-	-	%	%	%	%	%	%	-	-	-	-	-	-	-	-	-
TPE2580	3.50-	150221-73	18/02/2015	21/02/2015	12/03/2015	-	-	-	-	-	-	-	-	-	-	-	-	-	-	-	-	-	-	-	-	-	-	-	-	-	-
TPE2580	4.50-	150221-73	18/02/2015	21/02/2015	13/03/2015	-	-	-	-	-	-	-	-	-	-	-	-	-	-	-	-	-	-	-	-	-	-	-	-	-	-
TPE2610	0.50-	150129-105	28/01/2015	29/01/2015	16/03/2015	-	-	-	-	-	-	-	None	-	Detected	Jacca Rawlings	N/C	-	-	0.0019	-	<0.001	0.0028	-	Detected	ne fibres in soi	Not Detected	6/2/15	Not Detected	Not Detected	Not Detected	Not Detected
TPE2610	1.50-	150129-105	28/01/2015	29/01/2015	07/02/2015	-	-	-	-	-	-	-	-	-	-	-	-	-	-	-	-	-	-	-	-	-	-	-	-	-	-	-
TPE2611	0.50-	150129-105	28/01/2015	29/01/2015	16/03/2015	-	-	-	-	-	-	-	None	-	Not Detected	Jacca Rawlings	N/C	-	-	0.0556	-	<0.001	0.0563	-	Detected	nd ACM debri	Not Detected	6/2/15	Not Detected	Not Detected	Not Detected	Not Detected
TPE2612	0.50-	150128-92	27/01/2015	28/01/2015	12/03/2015	-	-	-	-	-	-	-	None	-	Detected	Kevin Gill	N/C	-	-	<0.001	-	<0.001	<0.001	-	Not Detected	g ACM debri	Not Detected	4/2/15	Not Detected	Not Detected	Not Detected	Not Detected
TPE2613	0.50-	150221-57	17/02/2015	21/02/2015	05/05/2015	Not Detected	Detected	Not Detected	Not Detected	Not Detected	Not Detected	Not Detected	None	-	-	-	N/C	-	-	0.0019	-	<0.001	0.0025	-	-	-	-	-	-	-	-	-
TPE2625	0.50-	150127-17	21/01/2015	27/01/2015	04/02/2015	-	-	-	-	-	-	-	-	-	Not Detected	duren Sargean	-	-	-	-	-	-	-	-	Not Detected	0	Not Detected	3/2/15	Not Detected	Not Detected	Not Detected	Not Detected
TPE2625	1.50-	150127-17	21/01/2015	27/01/2015	04/02/2015	-	-	-	-	-	-	-	-	-	-	-	-	-	-	-	-	-	-	-	-	-	-	-	-	-	-	-
TPE2626	0.50-	150127-17	21/01/2015	27/01/2015	04/02/2015	-	-	-	-	-	-	-	-	-	Not Detected	duren Sargean	-	-	-	-	-	-	-	-	Not Detected	0	Not Detected	3/2/15	Not Detected	Not Detected	Not Detected	Not Detected
TPE2626	1.50-	150127-17	21/01/2015	27/01/2015	03/02/2015	-	-	-	-	-	-	-	-	-	-	-	-	-	-	-	-	-	-	-	-	-	-	-	-	-	-	-
TPE2627	0.50-	150127-17	21/01/2015	27/01/2015	04/02/2015	-	-	-	-	-	-	-	-	-	Not Detected	dn Postlewhite	-	-	-	-	-	-	-	-	Not Detected	0	Not Detected	3/2/15	Not Detected	Not Detected	Not Detected	Not Detected
TPE2627	1.50-	150127-17	21/01/2015	27/01/2015	03/02/2015	-	-	-	-	-	-	-	-	-	-	-	-	-	-	-	-	-	-	-	-	-	-	-	-	-	-	-
TPE2628	0.50-	150123-119	22/01/2015	23/01/2015	02/02/2015	-	-	-	-	-	-	-	-	-	Not Detected	Kevin Gill	-	-	-	-	-	-	-	-	Not Detected	0	Not Detected	02/02/15	Not Detected	Not Detected	Not Detected	Not Detected
TPE2661	0.50-	150128-92	27/01/2015	28/01/2015	05/02/2015	-	-	-	-	-	-	-	-	-	Trace	Kevin Hughes	-	-	-	-	-	-	-	-	Not Detected	ne fibres in soi	Not Detected	3/2/15	Not Detected	Not Detected	Not Detected	Not Detected
TPE2661	1.50-	150128-92	27/01/2015	28/01/2015	05/02/2015	-	-	-	-	-	-	-	-	-	-	-	-	-	-	-	-	-	-	-	-	-	-	-	-	-	-	-
TPE2662	0.50-	150128-92	27/01/2015	28/01/2015	12/03/2015	-	-	-	-	-	-	-	None	-	Not Detected	Kevin Gill	N/C	-	-	<0.001	-	<0.001	<0.001	-	Detected	ne fibres in soi	Not Detected	4/2/15	Not Detected	Not Detected	Not Detected	Not Detected
TPE2663	0.50-	150129-105	28/01/2015	29/01/2015	16/03/2015	-	-	-	-	-	-	-	None	-	Detected	duren Sargean	N/C	-	-	<0.001	-	<0.001	<0.001	-	Not Detected	ne fibres in soi	Not Detected	6/2/15	Not Detected	Not Detected	Not Detected	Not Detected
TPE2663	1.50-	150129-105	28/01/2015	29/01/2015	07/02/2015	-	-	-	-	-	-	-	-	-	-	-	-	-	-	-	-	-	-	-	-	-	-	-	-	-	-	-
TPE2663	2.90-	150129-105	28/01/2015	29/01/2015	09/02/2015	-	-	-	-	-	-	-	-	-	-	-	-	-	-	-	-	-	-	-	-	-	-	-	-	-	-	-
TPE2663	3.50-	150129-105	28/01/2015	29/01/2015	09/02/2015	-	-	-	-	-	-	-	-	-	-	-	-	-	-	-	-	-	-	-	-	-	-	-	-	-	-	-
TPE2663	4.20-	150129-105	28/01/2015	29/01/2015	09/02/2015	-	-	-	-	-	-	-	-	-	-	-	-	-	-	-	-	-	-	-	-	-	-	-	-	-	-	-
TPE2664	0.50-	150128-92	27/01/2015	28/01/2015	05/02/2015	-	-	-	-	-	-	-	-	-	Not Detected	Kevin Gill	-	-	-	-	-	-	-	-	Not Detected	0	Not Detected	4/2/15	Not Detected	Not Detected	Not Detected	Not Detected
TPE2664	1.60-	150128-92	27/01/2015	28/01/2015	05/02/2015	-	-	-	-	-	-	-	-	-	-	-	-	-	-	-	-	-	-	-	-	-	-	-	-	-	-	-
TPE2665	0.50-	150129-105	28/01/2015	29/01/2015	16/03/2015	-	-	-	-	-	-	-	None	-	Not Detected	duren Sargean	N/C	-	-	<0.001	-	<0.001	<0.001	-	Detected	ne fibres in soi	Not Detected	6/2/15	Not Detected	Not Detected	Not Detected	Not Detected
TPE2666	0.50-	150221-57	17/02/2015	21/02/2015	05/05/2015	Not Detected	Detected	Not Detected	Detected	Not Detected	Not Detected	Not Detected	None	-	-	-	N/C	-	-	<0.001	-	<0.001	<0.001	-	-	-	-	-	-	-	-	-
TPE2666	1.50-	150221-57	17/02/2015	21/02/2015	11/03/2015	-	-	-	-	-	-	-	-	-	-	-	-	-	-	-	-	-	-	-	-	-	-	-	-	-	-	-
TPE2666	2.60-	150221-57	17/02/2015	21/02/2015	10/03/2015	-	-	-	-	-	-	-	-	-	-	-	-	-	-	-	-	-	-	-	-	-	-	-	-	-	-	-
TPE2667	0.50-	150221-57	17/02/2015	21/02/2015	12/03/2015	Not Detected	Not Detected	Not Detected	Not Detected	Not Detected	Not Detected	Not Detected	-	-	-	-	-	-	-	-	-	-	-	-	-	-	-	-	-	-	-	-
TPE2667	1.50-	150221-57	17/02/2015	21/02/2015	11/03/2015	-	-	-	-	-	-	-	-	-	-	-	-	-	-	-	-	-	-	-	-	-	-	-	-	-	-	-
TPE2667	2.20-	150221-57	17/02/2015	21/02/2015	10/03/2015	-	-	-	-	-	-	-	-	-	-	-	-	-	-	-	-	-	-	-	-	-	-	-	-	-	-	-
TPE2668	0.40-	150221-73	18/02/2015	21/02/2015	07/05/2015	Not Detected	Detected	Not Detected	Detected	Not Detected	Not Detected	Not Detected	None	-	-	-	N/C	-	-	<0.001	-	<0.001	<0.001	-	-	-	-	-	-	-	-	-
TPE2669	0.50-	150221-73	18/02/2015	21/02/2015	11/05/2015	Not Detected	Detected	Not Detected	Detected	Not Detected	Not Detected	Not Detected	None	-	-	-	N/C	-	-	<0.001	-	<0.001	<0.001	-	-	-	-	-	-	-	-	-
TPE2669	1.50-	150221-73	18/02/2015	21/02/2015	13/03/2015	-	-	-	-	-	-	-	-	-	-	-	-	-	-	-	-	-	-	-	-	-	-	-	-	-	-	-
TPE2669	2.80-	150221-73	18/02/2015	21/02/2015	16/03/2015	-	-	-	-	-	-	-	-	-	-	-	-	-	-	-	-	-	-	-	-	-	-	-	-	-	-	-
TPE2670	0.50-	150221-73	18/02/2015	21/02/2015	07/05/2015	Not Detected	Not Detected	Not Detected	Detected	Not Detected	Not Detected	Not Detected	None	-	-	-	N/C	-	-	0.0013	-	<0.001	0.0015	-	-	-	-	-	-	-	-	-
TPE2670	1.50-	150221-73	18/02/2015	21/02/2015	14/03/2015	-	-	-	-	-	-	-	-	-	-	-	-	-	-	-	-	-	-	-	-	-	-	-	-	-	-	-
TPE2670	2.80-	150221-73	18/02/2015	21/02/2015	14/03/2015	-	-	-	-	-	-	-	-	-	-	-	-	-	-	-	-	-	-	-	-	-	-	-	-	-	-	-
TPE2672	0.50-	150221-73	18/02/2015	21/02/2015	11/05/2015	Not Detected	Not Detected	Not Detected	Detected	Not Detected	Not Detected	Not Detected	None	-	-	-	N/C	-	-	<0.001	-	<0.001	<0.001	-	-	-	-	-	-	-	-	-
TPE2672	1.50-	150221-73	18/02/2015	21/02/2015	14/03/2015	-	-	-	-	-	-	-	-	-	-	-	-	-	-	-	-	-	-	-	-	-	-	-	-	-	-	-
TPE2672	2.50-	150221-73	18/02/2015	21/02/2015	14/03/2015	-	-	-	-	-	-	-	-	-	-	-	-	-	-	-	-	-	-	-	-	-	-	-	-	-	-	-
TPE2672	3.50-	150221-73	18/02/2015	21/02/2015	14/03/2015	-	-	-	-	-	-	-	-	-	-	-	-	-	-	-	-	-	-	-	-	-	-	-	-	-	-	-
TPE2672	4.20-	150221-73	18/02/2015	21/02/2015	14/03/2015	-	-	-	-	-	-	-	-	-	-	-	-	-	-	-	-	-	-	-	-	-	-	-	-	-	-	-
TPE2673	0.50-	150127-17	21/01/2015	27/01/2015	04/02/2015	-	-	-	-	-	-	-	-	-	Not Detected	duren Sargean	-	-	-	-	-	-	-	-	Not Detected	0	Not Detected	3/2/15	Not Detected	Not Detected	Not Detected	Not Detected
TPE2673	1.00-	150127-17	21/01/2015	27/01/2015	04/02/2015	-	-	-	-	-	-	-	-	-	Not Detected	Kevin Hughes	-	-	-	-	-	-	-	-	Not Detected	0	Not Detected	3/2/15	Not Detected	Not Detected	Not Detected	Not Detected
TPE2675	0.50-	150127-17	21/01/2015	27/01/2015	04/02/2015	-	-	-	-	-	-	-	-	-	Not Detected	dn Postlewhite	-	-	-	-	-	-	-	-	Not Detected	0	Not Detected	3/2/15	Not Detected	Not Detected	Not Detected	Not Detected
TPE2675	1.50-	150127-17	21/01/2015	27/01/2015	03/02/2015	-	-	-	-	-	-	-	-	-	-	-	-	-	-	-	-	-	-	-	-	-	-	-	-	-	-	-
TPE2675	2.50-	150127-17	21/01/2015	27/01/2015	03/02/2015	-	-	-	-	-	-	-	-	-	-	-	-	-	-	-	-	-	-	-	-	-	-	-	-	-	-	-
TPE2677	0.50-	150127-17	21/01/2015	27/01/2015	04/02/2015	-	-	-	-	-	-	-	-	-	Not Detected	dn Postlewhite	-	-	-	-	-	-	-	-	Not Detected	0	Not Detected	3/2/15	Not Detected	Not Detected	Not Detected	Not Detected
TPE2677	1.50-	150127-17	21/01/2015	27/01/2015	04/02/2015	-	-	-	-	-	-	-	-	-	-	-	-	-	-	-	-	-	-	-	-	-	-	-	-	-	-	-
TPE2677	2.50-	150127-17	21/01/2015	27/01/2015	04/02/2015	-	-	-	-	-	-	-	-	-	-	-	-	-	-	-	-	-	-	-	-	-	-	-	-	-	-	-
TPE2677	3.50-	150127-17	21/01/2015	27/01/2015	05/02/2015	-	-	-	-	-	-	-	-	-	-	-	-	-	-	-	-	-	-	-	-	-	-	-	-	-	-	-
TPE2677	4.50-	150127-17	21/01/2015	27/01/2015	04/02/2015	-	-	-	-	-	-	-	-	-	-	-	-	-	-	-	-	-	-	-	-	-	-	-	-	-	-	-
TPE2678	0.50-	150123-119	22/01/2015	23/01/2015	02/02/2015	-	-	-	-	-	-	-	-	-	Not Detected	Kevin Gill	-	-	-	-	-	-	-	-	Not Detected	0	Not Detected	02/02/15	Not Detected	Not Detected	Not Detected	Not Detected
TPE2678	1.50-	150123-119	22/01/2015	23/01/2015	30/01/2015	-	-	-	-	-	-	-	-	-	-	-	-	-	-	-	-	-	-	-	-	-	-	-	-	-	-	-
TPE2678	2.50-	150123-119	22/01/2015	23/01/2015	02/02/2015	-	-	-	-	-	-	-	-	-	-	-	-	-	-	-	-	-	-	-	-	-	-	-	-	-	-	-
TPE2678	3.50-	150123-119	22/01/2015	23/01/2015	02/02/2015	-	-	-	-	-	-	-	-	-	-	-	-	-	-	-	-	-	-	-	-	-	-	-	-	-	-	-
TPE2680	0.50-	150127-17	21/01/2015	27/01/2015	04/02/2015	-	-	-	-	-	-	-	-	-	Not Detected	Kevin Hughes	-	-	-	-	-	-	-	-	Not Detected	0	Not Detected	3/2/15	Not Detected	Not Detected	Not Detected	Not Detected
TPE2680	1.50-	150127-17	21/01/2015	27/01/2015	04/02/2015	-	-	-	-	-	-	-	-	-	-	-	-	-	-	-	-	-	-	-	-	-	-	-	-	-	-	-
TPE2681	0.50-	150123-119	22/01/2015	23/01/2015	02/02/2015	-	-	-	-	-	-	-	-	-	Not Detected	Kevin Gill	-	-	-	-	-	-	-	-	Not Detected	0	Not Detected	02/02/15	Not Detected	Not Detected	Not Detected	Not Detected
TPE2682	0.50-	150123-119	22/01/2015	23/01/2015	02/02/2015	-	-	-	-	-	-	-	-	-	Not Detected	Kevin Gill	-	-	-	-	-	-	-	-	Not Detected	0	Not Detected	02/02/15	Not Detected	Not Detected	Not Detected	Detected
TPE2711	0.50-	150128-92	27/01/2015	28/01/2015	12/03/2015	-	-	-	-	-	-	-	None	-	Detected	Kevin Hughes	N/C	-	-	<0.001	-	<0.001	<0.001	-	Not Detected	ne fibres in soi	Not Detected	3/2/15	Not Detected	Not Detected	Not Detected	Not Detected
TPE2711	1.50-	150128-92	27/01/2015	28/01/2015	05/02/2015	-	-	-	-	-	-	-	-	-	-	-	-	-	-	-	-	-	-	-	-	-	-	-	-	-	-	-
TPE2711	2.50-	150128-92	27/01/2015	28/01/2015	05/02/2015	-	-	-	-	-	-	-	-	-	-	-	-	-	-	-	-	-	-	-	-	-	-	-	-	-	-	-
TPE2712	0.50-	150129-105	28/01/2015	29/01/2015	09/02/2015	-	-	-	-	-	-	-	-	-	Not Detected	duren Sargean	-	-	-	-	-	-	-	-	Trace	ne fibres in soi	Not Detected	9/2/15	Not Detected	Not Detected	Not Detected	Not Detected
TPE2712	1.10-	150129-105	28/01/2015	29/01/2015	09/02/2015	-	-	-	-	-	-	-	-	-	-	-	-	-	-	-	-	-	-	-	-	-	-	-	-	-	-	-
TPE2712	2.50-	150129-105	28/01/2015	29/01/2015	09/02/2015	-	-	-	-	-	-	-	-	-	-	-	-	-	-	-	-	-	-	-	-	-	-	-	-	-	-	-
TPE2712	3.60-	150129-105	28/01/2015	29/01/2015	09/02/2015	-	-	-	-	-	-	-	-	-	-	-	-	-	-	-	-	-	-	-	-	-	-	-	-	-	-	-
TPE2713	0.50-	150128-92	27/01/2015	28/01/2015	12/03/2015	-	-	-	-	-	-	-	None	-	Not Detected	Kevin Gill	N/C	-	-	0.0026	-	<0.001	0.0026	-	Detected	g ACM debri	Not Detected	4/2/15	Not Detected	Not Detected	Not Detected	Not Detected
TPE2713	1.50-	150128-92	27/01/2015	28/01/2015	12/03/2015	-	-	-	-	-	-	-	-	-	-	-	-	-	-	-	-	-	-	-	-	-	-	-	-	-	-	-
TPE2713	2.80-	150128-92	27/01/2015	28/01/2015	05/02/2015	-	-	-	-	-	-	-	-	-	-	-	-	-	-	-	-	-	-	-	-	-	-	-	-	-	-	-
TPE2714	0.50-	150129-105	28/01/2015	29/01/2015	17/03/2015	-	-	-	-	-	-	-	None	-	Not Detected	duren Sargean	N/C	-	-	<0.001	-	<0.001	<0.001	-	Detected	ne fibres in soi	Not Detected	6/2/15	Not Detected	Not Detected	Not Detected	Not Detected
TPE2714	1.50-	150129-105	28/01/2015	29/01/2015	09/02/2015	-	-	-	-	-	-	-	-	-	-	-	-	-	-	-	-	-	-	-	-	-	-	-	-	-	-	-
TPE2714	2.50-	150129-105	28/01/2015	29/01/2015	09/02/2015	-	-	-	-	-	-	-	-	-	-	-	-	-	-	-	-	-	-	-	-	-	-	-	-	-	-	-
TPE2715	0.50-	150221-57	17/02/2015	21/02/2015	01/05/2015	Not Detected	Not Detected	Not Detected	Detected	Not Detected	Not Detected	Not Detected	None	-	-	-	N/C	-	-	<0.001	-	<0.001	<0.001	-	-	-	-	-	-	-	-	-
TPE2715	1.50-	150221-57	17/02/2015	21/02/2015	10/03/2015	-	-	-	-	-	-	-	-	-	-	-	-	-	-	-	-	-	-	-	-	-	-	-	-	-	-	-
TPE2715	2.50-	150221-57	17/02/2015	21/02/2015	10/03/2015	-	-	-	-	-	-	-	-	-	-	-	-	-	-	-	-	-	-	-	-	-	-	-	-	-	-	-
TPE2716	0.50-	150221-57	17/02/2015	21/02/2015	05/05/2015	Not Detected	Not Detected	Not Detected	Detected	Not Detected	Not Detected	Not Detected	(loose fibres in soil)	-	-	-	N/C	-	-	<0.001	-	<0.001	<0.001	-	-	-	-	-	-	-	-	-
TPE2716	1.50-	150221-57	17/02/2015	21/02/2015	10/03/2015	-	-	-	-	-	-	-	-	-	-	-	-	-	-	-	-	-	-	-	-	-	-	-	-	-	-	-
TPE2716	2.50-	150221-57	17/02/2015	21/02/2015	10/03/2015	-	-	-	-	-	-	-	-	-	-	-	-	-	-	-	-	-	-	-	-	-	-	-	-	-	-	-
TPE2717	0.50-	150221-57	17/02/2015	21/02/2015	01/05/2015	Not Detected	Not Detected	Not Detected	Detected	Not Detected	Not Detected	Not Detected	None	-	-	-	N/C	-	-	<0.001	-	<0.001	<0.001	-	-	-	-	-	-	-	-	-
TPE2717	1.70-	150221-57	17/02/2015	21/02/2015	12/03/2015	-	-	-	-	-	-	-	-	-	-	-	-	-	-	-	-	-	-	-	-	-	-	-	-	-	-	-
TPE2718	0.50-	150221-73	18/02/2015	21/02/2015	11/05/2015	Not Detected	Not Detected	Not Detected	Detected	Detected	Not Detected	Not Detected	None	-	-	-	N/C	-	-	<0.001	-	<0.001	0.0012	-	-	-	-	-	-	-	-	-
TPE2718	1.10-	150221-73	18/02/2015	21/02/2015	13/03/2015	-	-	-	-	-	-	-	-	-	-	-	-	-	-	-	-	-	-	-	-	-	-	-	-	-	-	-
TPE2721	0.50-	150221-73	18/02/2015	21/02/2015	11/05/2015	Not Detected	Not Detected	Not Detected	Detected	Not Detected	Not Detected	Not Detected	None	-	-	-	N/C	-	-	<0.001	-	<0.001	<0.001	-	-	-	-	-	-	-	-	-
TPE2721	1.50-	150221-73	18/02/2015	21/02/2015	14/03/2015	-	-	-	-	-	-	-	-	-	-	-	-	-	-	-	-	-	-	-	-	-	-	-	-	-	-	-
TPE2721	2.50-	150221-73	18/02/2015	21/02/2015	14/03/2015	-	-	-	-	-	-	-	-	-	-	-	-	-	-	-	-	-	-	-	-	-	-	-	-	-	-	-
TPE2721	3.50-	150221-73	18/02/2015	21/02/2015	14/03/2015	-	-	-	-	-	-	-	-	-	-	-	-	-	-	-	-	-	-	-	-	-	-	-	-	-	-	-
TPE2721	4.20-	150221-73	18/02/2015	21/02/2015	14/03/2015	-	-	-	-	-	-	-	-	-	-	-	-	-	-	-	-	-	-	-	-	-	-	-	-	-	-	-
TPE2724	0.50-	150127-17	21/01/2015	27/01/2015	04/02/2015	-	-	-	-	-	-	-	-	-	Not Detected	Kevin Hughes	-	-	-	-	-	-	-	-	Not Detected	0	Not Detected	3/2/15	Not Detected	Not Detected	Not Detected	Not Detected
TPE2727	0.50-	150127-17	21/01/2015	27/01/2015	04/02/2015	-	-	-	-	-	-	-	-	-	Not Detected	dn Postlewhite	-	-	-	-	-	-	-	-	Not Detected	0	Not Detected	3/2/15	Not Detected	Not Detected	Not Detected	Not Detected
TPE2727	1.50-	150127-17	21/01/2015	27/01/2015	03/02/2015	-	-	-	-	-	-	-	-	-	-	-	-	-	-	-	-	-	-	-	-	-	-	-	-	-	-	-
TPE2728	1.00-	150123-119	22/01/2015	23/01/2015	02/02/2015	-	-	-	-	-	-	-	-	-	Not Detected	dn Postlewhite	-	-	-	-	-	-	-	-	Not Detected	0	Not Detected	02/02/15	Not Detected	Not Detected	Not Detected	Not Detected
TPE2732	0.50-	150123-119	22/01/2015	23/01/2015	02/02/2015	-	-	-	-	-	-	-	-	-	Not Detected	Kevin Gill	-	-	-	-	-	-	-	-	Not Detected	0	Not Detected	02/02/15	Not Detected	Not Detected	Not Detected	Not Detected
TPE2732	1.50-	150123-119	22/01/2015	23/01/2015	02/02/2015	-	-	-	-	-	-	-	-	-	-	-	-	-	-	-	-	-	-	-	-	-	-	-	-	-	-	-
TPE2733	0.50-	150123-119	22/01/2015	23/01/2015	03/02/2015	-	-	-	-	-	-	-	-	-	Trace	Kevin Gill	-	-	-	-	-	-	-	-	Not Detected	ne fibres in soi	Not Detected	02/02/15	Not Detected	Not Detected	Not Detected	Not Detected
TPE2733	1.50-	150123-119	22/01/2015	23/01/2015	30/01/2015	-	-	-	-	-	-	-	-	-	-	-	-	-	-	-	-	-	-	-	-	-	-	-	-	-	-	-
TPE2734	0.50-	150123-119	22/01/2015	23/01/2015	02/02/2015	-	-	-	-	-	-	-	-	-	Not Detected	hris Swindells	-	-	-	-	-	-	-	-	Not Detected	0	Not Detected	02/02/15	Not Detected	Not Detected	Not Detected	Not Detected
TPE2734	1.50-	150123-119	22/01/2015	23/01/2015	30/01/2015	-	-	-	-	-	-	-	-	-	-	-	-	-	-	-	-	-	-	-	-	-	-	-	-	-	-	-
TPE2736	0.50-	150128-98	26/01/2015	28/01/2015	06/02/2015	-	-	-	-	-	-	-	-	-	Not Detected	duren Sargean	-	-	-	-	-	-	-	-	Not Detected	0	Not Detected	5/2/15	Not Detected	Not Detected	Not Detected	Not Detected
TPE2736	1.50-	150128-98	26/01/2015	28/01/2015	06/02/2015	-	-	-	-	-	-	-	-	-	-	-	-	-	-	-	-	-	-	-	-	-	-	-	-	-	-	-
TPE2736	2.50-	150128-98	26/01/2015	28/01/2015	06/02/2015	-	-	-	-	-	-	-	-	-	-	-	-	-	-	-	-	-	-	-	-	-	-	-	-	-	-	-
TPE2736	3.20-	150128-98	26/01/2015	28/01/2015	06/02/2015	-	-	-	-	-	-	-	-	-	-	-	-	-	-	-	-	-	-	-	-	-	-	-	-	-	-	-
TPE2737	0.50-	150128-98	26/01/2015	28/01/2015	06/02/2015	-	-	-	-	-	-	-	-	-	Not Detected	Jacca Rawlings	-	-	-	-	-	-	-	-	Not Detected	0	Not Detected	5/2/15	Not Detected	Not Detected	Not Detected	Not Detected
TPE2737	1.70-	150128-98	26/01/2015	28/01/2015	06/02/2015	-	-	-	-	-	-	-	-	-	-	-	-	-	-	-	-	-	-	-	-	-	-	-	-	-	-	-

Monitor Phase 69

Excavation
No furter action

Trial Pit	Sample Depth	SDG ID.	Date Sampled	Received On	Date Complete	Actinolite*	Amosite*	Anthophyllite*	Chrysotile*	Crocidolite*	Non-Asbestos Fibres Detected	Tremolite*	Additional Asbestos Components (Using TM048)	Additional Asbestos Components (Using TM048)	Amosite (Brown) Asbestos	Analysed By	Analysts Comments	Analysts Comments	Asbestos Quantification - Detailed Gravimetric - %	Asbestos Quantification - Gravimetric - %	Asbestos Quantification - Gravimetric - %	Asbestos Quantification - PCOM Evaluation - %	Asbestos Quantification - Total - %	Asbestos Quantification - Total - %	Chrysotile (White) Asbestos	Comments	Crocidolite (Blue) Asbestos	Date of Analysis	Fibrous Actinolite	Fibrous Anthophyllite	Fibrous Tremolite	Non-Asbestos Fibre
				Commercial >1m		-	-	-	-	-	-	-	-	-	-	-	-	%	%	%	%	%	%	-	-	-	-	-	-	-	-	-
TPE2737	2.60-	150128-98	26/01/2015	28/01/2015	06/02/2015	-	-	-	-	-	-	-	-	-	-	-	-	-	-	-	-	-	-	-	-	-	-	-	-	-	-
TPE2738	0.50-	150128-98	26/01/2015	28/01/2015	06/02/2015	-	-	-	-	-	-	-	-	-	Not Detected	uren Sargean	-	-	-	-	-	-	-	Not Detected	0	Not Detected	5/2/15	Not Detected	Not Detected	Not Detected	Not Detected
TPE2738	1.50-	150128-98	26/01/2015	28/01/2015	06/02/2015	-	-	-	-	-	-	-	-	-	-	-	-	-	-	-	-	-	-	-	-	-	-	-	-	-	-
TPE2766	0.50-	150129-105	28/01/2015	29/01/2015	09/02/2015	-	-	-	-	-	-	-	-	-	Not Detected	cca Rawlings	-	-	-	-	-	-	-	Not Detected	0	Not Detected	9/2/15	Not Detected	Not Detected	Not Detected	Not Detected
TPE2766	1.50-	150129-105	28/01/2015	29/01/2015	09/02/2015	-	-	-	-	-	-	-	-	-	-	-	-	-	-	-	-	-	-	-	-	-	-	-	-	-	-
TPE2767	0.50-	150129-105	28/01/2015	29/01/2015	17/03/2015	-	-	-	-	-	-	-	None	-	Detected	uren Sargean	-	N/C	-	-	<0.001	-	<0.001	<0.001	-	Not Detected	e fibres in soi	Not Detected	9/2/15	Not Detected	Not Detected	Not Detected	Not Detected
TPE2767	1.50-	150129-105	28/01/2015	29/01/2015	07/02/2015	-	-	-	-	-	-	-	-	-	-	-	-	-	-	-	-	-	-	-	-	-	-	-	-	-	-
TPE2767	2.40-	150129-105	28/01/2015	29/01/2015	07/02/2015	-	-	-	-	-	-	-	-	-	-	-	-	-	-	-	-	-	-	-	-	-	-	-	-	-	-
TPE2771	0.50-	150225-89	23/02/2015	25/02/2015	18/03/2015	-	-	-	-	-	-	-	-	-	Not Detected	uren Sargean	-	-	-	-	-	-	-	Trace	e fibres in soi	Not Detected	17/3/15	Not Detected	Not Detected	Not Detected	Not Detected
TPE2772	0.50-	150225-89	23/02/2015	25/02/2015	18/03/2015	-	-	-	-	-	-	-	-	-	Not Detected	tartin Cotterel	-	-	-	-	-	-	-	Not Detected	e fibres in soi	Detected	17/3/15	Not Detected	Not Detected	Not Detected	Not Detected
TPE2772	1.50-	150225-89	23/02/2015	25/02/2015	17/03/2015	-	-	-	-	-	-	-	-	-	-	-	-	-	-	-	-	-	-	-	-	-	-	-	-	-	-
TPE2772	2.50-	150225-89	23/02/2015	25/02/2015	17/03/2015	-	-	-	-	-	-	-	-	-	-	-	-	-	-	-	-	-	-	-	-	-	-	-	-	-	-
TPE2772	3.50-	150225-89	23/02/2015	25/02/2015	18/03/2015	-	-	-	-	-	-	-	-	-	-	-	-	-	-	-	-	-	-	-	-	-	-	-	-	-	-
TPE2772	4.50-	150225-89	23/02/2015	25/02/2015	18/03/2015	-	-	-	-	-	-	-	-	-	-	-	-	-	-	-	-	-	-	-	-	-	-	-	-	-	-
TPE2773	0.50-	150225-89	23/02/2015	25/02/2015	18/03/2015	-	-	-	-	-	-	-	-	-	Detected	uren Sargean	-	-	-	-	-	-	-	Detected	e fibres in soi	Not Detected	17/3/15	Not Detected	Not Detected	Not Detected	Not Detected
TPE2773	1.50-	150225-89	23/02/2015	25/02/2015	17/03/2015	-	-	-	-	-	-	-	-	-	-	-	-	-	-	-	-	-	-	-	-	-	-	-	-	-	-
TPE2773	2.50-	150225-89	23/02/2015	25/02/2015	18/03/2015	-	-	-	-	-	-	-	-	-	-	-	-	-	-	-	-	-	-	-	-	-	-	-	-	-	-
TPE2773	3.50-	150225-89	23/02/2015	25/02/2015	17/03/2015	-	-	-	-	-	-	-	-	-	-	-	-	-	-	-	-	-	-	-	-	-	-	-	-	-	-
TPE2773	4.20-	150225-89	23/02/2015	25/02/2015	17/03/2015	-	-	-	-	-	-	-	-	-	-	-	-	-	-	-	-	-	-	-	-	-	-	-	-	-	-
TPE2778	0.50-	150127-17	21/01/2015	27/01/2015	11/03/2015	-	-	-	-	-	-	-	None	-	Detected	Kevin Hughes	-	N/C	-	-	<0.001	-	<0.001	<0.001	-	Not Detected	e fibres in soi	Not Detected	3/2/15	Not Detected	Not Detected	Not Detected	Not Detected
TPE2779	0.50-	150127-17	21/01/2015	27/01/2015	04/02/2015	-	-	-	-	-	-	-	-	-	Not Detected	Kevin Hughes	-	-	-	-	-	-	-	Not Detected	0	Not Detected	3/2/15	Not Detected	Not Detected	Not Detected	Not Detected
TPE2780	0.50-	150127-17	21/01/2015	27/01/2015	04/02/2015	-	-	-	-	-	-	-	-	-	Not Detected	Kevin Hughes	-	-	-	-	-	-	-	Not Detected	0	Not Detected	3/2/15	Not Detected	Not Detected	Not Detected	Not Detected
TPE2780	1.50-	150127-17	21/01/2015	27/01/2015	04/02/2015	-	-	-	-	-	-	-	-	-	-	-	-	-	-	-	-	-	-	-	-	-	-	-	-	-	-
TPE2781	0.50-	150127-17	21/01/2015	27/01/2015	04/02/2015	-	-	-	-	-	-	-	-	-	Not Detected	Kevin Hughes	-	-	-	-	-	-	-	Not Detected	0	Not Detected	3/2/15	Not Detected	Not Detected	Not Detected	Not Detected
TPE2781	1.50-	150127-17	21/01/2015	27/01/2015	04/02/2015	-	-	-	-	-	-	-	-	-	-	-	-	-	-	-	-	-	-	-	-	-	-	-	-	-	-
TPE2781	2.50-	150127-17	21/01/2015	27/01/2015	04/02/2015	-	-	-	-	-	-	-	-	-	-	-	-	-	-	-	-	-	-	-	-	-	-	-	-	-	-
TPE2785	0.50-	150128-98	26/01/2015	28/01/2015	06/02/2015	-	-	-	-	-	-	-	-	-	Not Detected	cca Rawlings	-	-	-	-	-	-	-	Not Detected	0	Not Detected	5/2/15	Not Detected	Not Detected	Not Detected	Not Detected
TPE2785	1.50-	150128-98	26/01/2015	28/01/2015	06/02/2015	-	-	-	-	-	-	-	-	-	-	-	-	-	-	-	-	-	-	-	-	-	-	-	-	-	-
TPE2785	2.50-	150128-98	26/01/2015	28/01/2015	06/02/2015	-	-	-	-	-	-	-	-	-	-	-	-	-	-	-	-	-	-	-	-	-	-	-	-	-	-
TPE2788	0.50-	150123-119	22/01/2015	23/01/2015	10/03/2015	-	-	-	-	-	-	-	None	-	Detected	Kevin Hughes	-	N/C	-	-	<0.001	-	<0.001	<0.001	-	Detected	e fibres in soi	Not Detected	02/02/15	Not Detected	Not Detected	Not Detected	Not Detected
TPE2788	1.50-	150123-119	22/01/2015	23/01/2015	02/02/2015	-	-	-	-	-	-	-	-	-	-	-	-	-	-	-	-	-	-	-	-	-	-	-	-	-	-
TPE2789	0.50-	150128-98	26/01/2015	28/01/2015	06/02/2015	-	-	-	-	-	-	-	-	-	Not Detected	cca Rawlings	-	-	-	-	-	-	-	Not Detected	0	Not Detected	5/2/15	Not Detected	Not Detected	Not Detected	Not Detected
TPE2789	1.50-	150128-98	26/01/2015	28/01/2015	06/02/2015	-	-	-	-	-	-	-	-	-	-	-	-	-	-	-	-	-	-	-	-	-	-	-	-	-	-
TPE2789	2.50-	150128-98	26/01/2015	28/01/2015	06/02/2015	-	-	-	-	-	-	-	-	-	-	-	-	-	-	-	-	-	-	-	-	-	-	-	-	-	-
TPE2789	3.50-	150128-98	26/01/2015	28/01/2015	06/02/2015	-	-	-	-	-	-	-	-	-	-	-	-	-	-	-	-	-	-	-	-	-	-	-	-	-	-
TPE2790	0.50-	150128-98	26/01/2015	28/01/2015	06/02/2015	-	-	-	-	-	-	-	-	-	Not Detected	uren Sargean	-	-	-	-	-	-	-	Not Detected	0	Not Detected	5/2/15	Not Detected	Not Detected	Not Detected	Not Detected
TPE2790	1.70-	150128-98	26/01/2015	28/01/2015	06/02/2015	-	-	-	-	-	-	-	-	-	-	-	-	-	-	-	-	-	-	-	-	-	-	-	-	-	-
TPE2790	3.00-	150128-98	26/01/2015	28/01/2015	06/02/2015	-	-	-	-	-	-	-	-	-	-	-	-	-	-	-	-	-	-	-	-	-	-	-	-	-	-
TPE2791	0.50-	150128-98	26/01/2015	28/01/2015	06/02/2015	-	-	-	-	-	-	-	-	-	Not Detected	on Postlewhite	-	-	-	-	-	-	-	Trace	e fibres in soi	Not Detected	5/2/15	Not Detected	Not Detected	Not Detected	Not Detected
TPE2791	1.50-	150128-98	26/01/2015	28/01/2015	06/02/2015	-	-	-	-	-	-	-	-	-	-	-	-	-	-	-	-	-	-	-	-	-	-	-	-	-	-
TPE2791	2.80-	150128-98	26/01/2015	28/01/2015	06/02/2015	-	-	-	-	-	-	-	-	-	-	-	-	-	-	-	-	-	-	-	-	-	-	-	-	-	-
TPE2792	0.50-	150128-98	26/01/2015	28/01/2015	06/02/2015	-	-	-	-	-	-	-	-	-	Trace	on Postlewhite	-	-	-	-	-	-	-	Not Detected	e fibres in soi	Not Detected	5/2/15	Not Detected	Not Detected	Not Detected	Not Detected
TPE2792	1.50-	150128-98	26/01/2015	28/01/2015	06/02/2015	-	-	-	-	-	-	-	-	-	-	-	-	-	-	-	-	-	-	-	-	-	-	-	-	-	-
TPE2792	2.50-	150128-98	26/01/2015	28/01/2015	06/02/2015	-	-	-	-	-	-	-	-	-	-	-	-	-	-	-	-	-	-	-	-	-	-	-	-	-	-
TPE2792	3.40-	150128-98	26/01/2015	28/01/2015	06/02/2015	-	-	-	-	-	-	-	-	-	-	-	-	-	-	-	-	-	-	-	-	-	-	-	-	-	-
TPE2816	0.50-	150225-89	23/02/2015	25/02/2015	18/03/2015	-	-	-	-	-	-	-	-	-	Not Detected	cca Rawlings	-	-	-	-	-	-	-	Detected	e fibres in soi	Not Detected	17/3/15	Not Detected	Not Detected	Not Detected	Not Detected
TPE2816	1.70-	150225-89	23/02/2015	25/02/2015	18/03/2015	-	-	-	-	-	-	-	-	-	-	-	-	-	-	-	-	-	-	-	-	-	-	-	-	-	-
TPE2820	0.50-	150221-73	18/02/2015	21/02/2015	06/05/2015	Not Detected	Not Detected	Not Detected	**Detected**	Not Detected	Not Detected	Not Detected	-	-	-	-	-	-	-	-	-	-	-	-	-	-	-	-	-	-	-
TPE2821	1.50-	150221-73	18/02/2015	21/02/2015	13/03/2015	-	-	-	-	-	-	-	None	-	-	-	-	N/C	-	-	0.0161	-	<0.001	0.0163	-	-	-	-	-	-	-	-
TPE2821	2.50-	150221-73	18/02/2015	21/02/2015	13/03/2015	-	-	-	-	-	-	-	-	-	-	-	-	-	-	-	-	-	-	-	-	-	-	-	-	-	-
TPE2821	3.50-	150221-73	18/02/2015	21/02/2015	14/03/2015	-	-	-	-	-	-	-	-	-	-	-	-	-	-	-	-	-	-	-	-	-	-	-	-	-	-
TPE2821	4.50-	150221-73	18/02/2015	21/02/2015	13/03/2015	-	-	-	-	-	-	-	-	-	-	-	-	-	-	-	-	-	-	-	-	-	-	-	-	-	-
TPE2822	0.50-	150221-73	18/02/2015	21/02/2015	12/05/2015	Not Detected	Not Detected	Not Detected	Detected	Detected	Not Detected	Not Detected	None	-	-	-	-	N/C	-	-	0.0018	-	<0.001	0.0019	-	-	-	-	-	-	-	-
TPE2822	1.50-	150221-73	18/02/2015	21/02/2015	14/03/2015	-	-	-	-	-	-	-	-	-	-	-	-	-	-	-	-	-	-	-	-	-	-	-	-	-	-
TPE2822	2.70-	150221-73	18/02/2015	21/02/2015	13/03/2015	-	-	-	-	-	-	-	-	-	-	-	-	-	-	-	-	-	-	-	-	-	-	-	-	-	-
TPE2822	3.50-	150221-73	18/02/2015	21/02/2015	13/03/2015	-	-	-	-	-	-	-	-	-	-	-	-	-	-	-	-	-	-	-	-	-	-	-	-	-	-
TPE2822	4.50-	150221-73	18/02/2015	21/02/2015	13/03/2015	-	-	-	-	-	-	-	-	-	-	-	-	-	-	-	-	-	-	-	-	-	-	-	-	-	-
TPE2833	0.50-	150128-92	27/01/2015	28/01/2015	05/02/2015	-	-	-	-	-	-	-	-	-	Not Detected	Kevin Gill	-	-	-	-	-	-	-	Not Detected	0	Not Detected	4/2/15	Not Detected	Not Detected	Not Detected	Not Detected
TPE2833	1.50-	150128-92	27/01/2015	28/01/2015	05/02/2015	-	-	-	-	-	-	-	-	-	-	-	-	-	-	-	-	-	-	-	-	-	-	-	-	-	-
TPE2833	2.50-	150128-92	27/01/2015	28/01/2015	05/02/2015	-	-	-	-	-	-	-	-	-	-	-	-	-	-	-	-	-	-	-	-	-	-	-	-	-	-
TPE2834	0.50-	150128-98	26/01/2015	28/01/2015	16/03/2015	-	-	-	-	-	-	-	None	-	Not Detected	uren Sargean	PCM analysis	-	-	-	0.0029	-	<0.001	0.0034	-	Detected	e fibres in soi	Not Detected	5/2/15	Not Detected	Not Detected	Not Detected	Not Detected
TPE2834	1.50-	150128-98	26/01/2015	28/01/2015	06/02/2015	-	-	-	-	-	-	-	-	-	-	-	-	-	-	-	-	-	-	-	-	-	-	-	-	-	-
TPE2834	2.60-	150128-98	26/01/2015	28/01/2015	06/02/2015	-	-	-	-	-	-	-	-	-	-	-	-	-	-	-	-	-	-	-	-	-	-	-	-	-	-
TPE2835	0.50-	150128-98	26/01/2015	28/01/2015	13/03/2015	-	-	-	-	-	-	-	Nonr	-	Not Detected	on Postlewhite	-	N/C	-	-	<0.001	-	<0.001	<0.001	-	Detected	e fibres in soi	Not Detected	5/2/15	Not Detected	Not Detected	Not Detected	Not Detected
TPE2835	1.50-	150128-98	26/01/2015	28/01/2015	06/02/2015	-	-	-	-	-	-	-	-	-	-	-	-	-	-	-	-	-	-	-	-	-	-	-	-	-	-
TPE2835	2.70-	150128-98	26/01/2015	28/01/2015	06/02/2015	-	-	-	-	-	-	-	-	-	-	-	-	-	-	-	-	-	-	-	-	-	-	-	-	-	-
TPE2836	0.50-	150128-98	26/01/2015	28/01/2015	06/02/2015	-	-	-	-	-	-	-	-	-	Not Detected	on Postlewhite	-	-	-	-	-	-	-	Not Detected	0	Not Detected	6/2/15	Not Detected	Not Detected	Not Detected	Not Detected
TPE2836	1.20-	150128-98	26/01/2015	28/01/2015	06/02/2015	-	-	-	-	-	-	-	-	-	-	-	-	-	-	-	-	-	-	-	-	-	-	-	-	-	-
TPE2839	0.50-	150214-75	11/02/2015	14/02/2015	04/03/2015	-	-	-	-	-	-	-	-	-	Not Detected	on Postlewhite	-	-	-	-	-	-	-	Not Detected	0	Not Detected	2/3/15	Not Detected	Not Detected	Not Detected	Not Detected
TPE2839	1.50-	150214-75	11/02/2015	14/02/2015	04/03/2015	-	-	-	-	-	-	-	-	-	-	-	-	-	-	-	-	-	-	-	-	-	-	-	-	-	-
TPE2840	0.50-	150214-75	11/02/2015	14/02/2015	04/03/2015	-	-	-	-	-	-	-	-	-	Not Detected	hris Swindells	-	-	-	-	-	-	-	Not Detected	0	Not Detected	2/3/15	Not Detected	Not Detected	Not Detected	Not Detected
TPE2862	0.50-	150225-89	23/02/2015	25/02/2015	14/05/2015	-	-	-	-	-	-	-	None	-	Not Detected	uren Sargean	-	N/C	-	-	<0.001	-	<0.001	<0.001	-	Detected	e fibres in soi	Not Detected	17/3/15	Not Detected	Not Detected	Not Detected
TPE2862	1.50-	150225-89	23/02/2015	25/02/2015	17/03/2015	-	-	-	-	-	-	-	-	-	-	-	-	-	-	-	-	-	-	-	-	-	-	-	-	-	-
TPE2863	0.50-	150225-89	23/02/2015	25/02/2015	18/03/2015	-	-	-	-	-	-	-	-	-	Detected	Kevin Hughes	-	-	-	-	-	-	-	Not Detected	e fibres in soi	Not Detected	17/3/15	Not Detected	Not Detected	Not Detected	Not Detected
TPE2863	1.50-	150225-89	23/02/2015	25/02/2015	17/03/2015	-	-	-	-	-	-	-	-	-	-	-	-	-	-	-	-	-	-	-	-	-	-	-	-	-	-
TPE2867	0.50-	150221-73	18/02/2015	21/02/2015	12/05/2015	Not Detected	Not Detected	Not Detected	Detected	Detected	Not Detected	Not Detected	None	-	-	-	-	N/C	-	-	0.0086	-	<0.001	0.0091	-	-	-	-	-	-	-	-
TPE2867	1.70-	150221-73	18/02/2015	21/02/2015	14/03/2015	-	-	-	-	-	-	-	-	-	-	-	-	-	-	-	-	-	-	-	-	-	-	-	-	-	-
TPE2867	2.50-	150221-73	18/02/2015	21/02/2015	14/03/2015	-	-	-	-	-	-	-	-	-	-	-	-	-	-	-	-	-	-	-	-	-	-	-	-	-	-
TPE2867	3.50-	150221-73	18/02/2015	21/02/2015	14/03/2015	-	-	-	-	-	-	-	-	-	-	-	-	-	-	-	-	-	-	-	-	-	-	-	-	-	-
TPE2867	4.50-	150221-73	18/02/2015	21/02/2015	14/03/2015	-	-	-	-	-	-	-	-	-	-	-	-	-	-	-	-	-	-	-	-	-	-	-	-	-	-
TPE2868	0.50-	150225-89	23/02/2015	25/02/2015	14/05/2015	-	-	-	-	-	-	-	None	-	Not Detected	cca Rawlings	-	N/C	-	-	<0.001	-	<0.001	<0.001	-	Detected	e fibres in soi	Not Detected	17/3/15	Not Detected	Not Detected	Not Detected	Not Detected
TPE2868	1.50-	150225-89	23/02/2015	25/02/2015	17/03/2015	-	-	-	-	-	-	-	-	-	-	-	-	-	-	-	-	-	-	-	-	-	-	-	-	-	-
TPE2868	2.50-	150225-89	23/02/2015	25/02/2015	17/03/2015	-	-	-	-	-	-	-	-	-	-	-	-	-	-	-	-	-	-	-	-	-	-	-	-	-	-
TPE2868	3.50-	150225-89	23/02/2015	25/02/2015	17/03/2015	-	-	-	-	-	-	-	-	-	-	-	-	-	-	-	-	-	-	-	-	-	-	-	-	-	-
TPE2868	4.20-	150225-89	23/02/2015	25/02/2015	18/03/2015	-	-	-	-	-	-	-	-	-	-	-	-	-	-	-	-	-	-	-	-	-	-	-	-	-	-
TPE2869	0.50-	150221-73	18/02/2015	21/02/2015	12/05/2015	Not Detected	Not Detected	Not Detected	Detected	Not Detected	Not Detected	Not Detected	None	-	-	-	-	N/C	-	-	<0.001	-	<0.001	<0.001	-	-	-	-	-	-	-	-
TPE2869	1.00-	150221-73	18/02/2015	21/02/2015	12/05/2015	Not Detected	Not Detected	Not Detected	Detected	Not Detected	Not Detected	Not Detected	Amosite	-	-	-	e fibres in soi	-	-	-	<0.001	-	<0.001	<0.001	-	-	-	-	-	-	-	-
TPE2871	0.50-	150221-72	19/02/2015	21/02/2015	05/05/2015	Not Detected	Not Detected	Not Detected	Detected	Not Detected	Not Detected	Not Detected	None	-	-	-	-	N/C	-	-	<0.001	-	<0.001	<0.001	-	-	-	-	-	-	-	-
TPE2871	1.50-	150221-72	19/02/2015	21/02/2015	11/03/2015	-	-	-	-	-	-	-	-	-	-	-	-	-	-	-	-	-	-	-	-	-	-	-	-	-	-
TPE2871	2.50-	150221-72	19/02/2015	21/02/2015	11/03/2015	-	-	-	-	-	-	-	-	-	-	-	-	-	-	-	-	-	-	-	-	-	-	-	-	-	-
TPE2871	3.50-	150221-72	19/02/2015	21/02/2015	12/03/2015	-	-	-	-	-	-	-	-	-	-	-	-	-	-	-	-	-	-	-	-	-	-	-	-	-	-
TPE2871	4.50-	150221-72	19/02/2015	21/02/2015	12/03/2015	-	-	-	-	-	-	-	-	-	-	-	-	-	-	-	-	-	-	-	-	-	-	-	-	-	-
TPE2872	0.50-	150221-72	19/02/2015	21/02/2015	05/05/2015	Not Detected	Detected	Not Detected	Detected	Not Detected	Not Detected	Not Detected	None	-	-	-	-	N/C	-	-	<0.001	-	<0.001	<0.001	-	-	-	-	-	-	-	-
TPE2872	1.50-	150221-72	19/02/2015	21/02/2015	12/03/2015	-	-	-	-	-	-	-	-	-	-	-	-	-	-	-	-	-	-	-	-	-	-	-	-	-	-
TPE2872	2.50-	150221-72	19/02/2015	21/02/2015	16/03/2015	-	-	-	-	-	-	-	-	-	-	-	-	-	-	-	-	-	-	-	-	-	-	-	-	-	-
TPE2872	3.50-	150221-72	19/02/2015	21/02/2015	16/03/2015	-	-	-	-	-	-	-	-	-	-	-	-	-	-	-	-	-	-	-	-	-	-	-	-	-	-
TPE2872	4.30-	150221-72	19/02/2015	21/02/2015	12/03/2015	-	-	-	-	-	-	-	-	-	-	-	-	-	-	-	-	-	-	-	-	-	-	-	-	-	-
TPE2877	0.50-	150214-75	11/02/2015	14/02/2015	24/04/2015	-	-	-	-	-	-	-	None	-	Detected	on Postlewhite	-	N/C	-	-	<0.001	-	0.0013	0.0016	-	Not Detected	e fibres in soi	Detected	2/3/15	Not Detected	Not Detected	Not Detected	Not Detected
TPE2877	0.75-	150214-75	11/02/2015	14/02/2015	04/03/2015	-	-	-	-	-	-	-	-	-	Not Detected	Kevin Hughes	-	-	-	-	-	-	-	Not Detected	0	Not Detected	3/3/15	Not Detected	Not Detected	Not Detected	Not Detected
TPE2877	1.00-	150214-75	11/02/2015	14/02/2015	04/03/2015	-	-	-	-	-	-	-	-	-	Trace	Kevin Gill	-	-	-	-	-	-	-	Not Detected	e fibres in soi	Not Detected	2/3/15	Not Detected	Not Detected	Not Detected	Not Detected
TPE2894	0.50-	150225-89	23/02/2015	25/02/2015	15/05/2015	-	-	-	-	-	-	-	None	-	Not Detected	cca Rawlings	-	N/C	-	-	<0.001	-	<0.001	<0.001	-	Detected	ng acm debri	Not Detected	17/3/15	Not Detected	Not Detected	Not Detected	Not Detected
TPE2894	1.40-	150225-89	23/02/2015	25/02/2015	17/03/2015	-	-	-	-	-	-	-	-	-	-	-	-	-	-	-	-	-	-	-	-	-	-	-	-	-	-
TPE2898	0.50-	150225-89	23/02/2015	25/02/2015	18/03/2015	-	-	-	-	-	-	-	-	-	Not Detected	on Postlewhite	-	-	-	-	-	-	-	Not Detected	0	Not Detected	17/03/15	Not Detected	Not Detected	Not Detected	Not Detected
TPE2898	1.50-	150225-89	23/02/2015	25/02/2015	18/03/2015	-	-	-	-	-	-	-	-	-	-	-	-	-	-	-	-	-	-	-	-	-	-	-	-	-	-

Monitor Phase 69

Excavation
No furter action

Trial Pit	Sample Depth	SDG ID.	Date Sampled	Received On	Date Complete	Actinolite*	Amosite*	Anthophyllite*	Chrysotile*	Crocidolite*	Non-Asbestos Fibres Detected	Tremolite*	Additional Asbestos Components (Using TM048)	Additional Asbestos Components (Using TM048)	Amosite (Brown) Asbestos	Analysed By	Analysts Comments	Analysts Comments	Asbestos Quantification - Detailed Gravimetric - %	Asbestos Quantification - Gravimetric - %	Asbestos Quantification - Gravimetric - %	Asbestos Quantification - PCOM Evaluation - %	Asbestos Quantification - Total - %	Asbestos Quantification - Total - %	Chrysotile (White) Asbestos	Comments	Crocidolite (Blue) Asbestos	Date of Analysis	Fibrous Actinolite	Fibrous Anthophyllite	Fibrous Tremolite	Non-Asbestos Fibre
				Commercial >1m		-	-	-	-	-	-	-	-	-	-	-	-	-	%	%	%	%	%	%	-	-	-	-	-	-	-	-
TPE2898	2.50-	150225-89	23/02/2015	25/02/2015	18/03/2015	-	-	-	-	-	-	-	-	-	-	-	-	-	-	-	-	-	-	-	-	-	-	-	-	-	-
TPE2898	3.50-	150225-89	23/02/2015	25/02/2015	17/03/2015	-	-	-	-	-	-	-	-	-	-	-	-	-	-	-	-	-	-	-	-	-	-	-	-	-	-
TPE2899	0.50-	150221-73	18/02/2015	21/02/2015	12/05/2015	Not Detected	Detected	Not Detected	Detected	Not Detected	Not Detected	Not Detected	None	-	-	-	N/C	-	-	0.0106	-	0.001	0.0116	-	-	-	-	-	-	-	-
TPE2899	1.50-	150221-73	18/02/2015	21/02/2015	16/03/2015	-	-	-	-	-	-	-	-	-	-	-	-	-	-	-	-	-	-	-	-	-	-	-	-	-	-
TPE2899	2.50-	150221-73	18/02/2015	21/02/2015	13/03/2015	-	-	-	-	-	-	-	-	-	-	-	-	-	-	-	-	-	-	-	-	-	-	-	-	-	-
TPE2899	3.50-	150221-73	18/02/2015	21/02/2015	16/03/2015	-	-	-	-	-	-	-	-	-	-	-	-	-	-	-	-	-	-	-	-	-	-	-	-	-	-
TPE2899	4.50-	150221-73	18/02/2015	21/02/2015	14/03/2015	-	-	-	-	-	-	-	-	-	-	-	-	-	-	-	-	-	-	-	-	-	-	-	-	-	-
TPE2900	0.50-	150221-73	18/02/2015	21/02/2015	13/05/2015	Not Detected	Detected	Not Detected	Detected	Detected	Not Detected	Not Detected	-	-	-	-	-	-	-	-	-	-	-	-	-	-	-	-	-	-	-
TPE2900	1.40-	150221-73	18/02/2015	21/02/2015	14/03/2015	-	-	-	-	-	-	-	-	-	-	-	-	-	-	-	-	-	-	-	-	-	-	-	-	-	-
TPE2901	0.50-	150221-72	19/02/2015	21/02/2015	05/05/2015	Not Detected	Not Detected	Not Detected	Detected	Not Detected	Not Detected	Not Detected	Amosite	-	-	-	e fibres in soi	-	-	<0.001	-	<0.001	<0.001	-	-	-	-	-	-	-	-
TPE2901	1.50-	150221-72	19/02/2015	21/02/2015	11/03/2015	-	-	-	-	-	-	-	-	-	-	-	-	-	-	-	-	-	-	-	-	-	-	-	-	-	-
TPE2901	2.70-	150221-72	19/02/2015	21/02/2015	12/03/2015	-	-	-	-	-	-	-	-	-	-	-	-	-	-	-	-	-	-	-	-	-	-	-	-	-	-
TPE2902	0.50-	150221-72	19/02/2015	21/02/2015	06/05/2015	Not Detected	Detected	Not Detected	Detected	Not Detected	Not Detected	Not Detected	Loose fibres in soil)	-	-	-	N/C	-	-	0.0056	-	<0.001	0.0063	-	-	-	-	-	-	-	-
TPE2902	1.50-	150221-72	19/02/2015	21/02/2015	12/03/2015	-	-	-	-	-	-	-	-	-	-	-	-	-	-	-	-	-	-	-	-	-	-	-	-	-	-
TPE2902	2.50-	150221-72	19/02/2015	21/02/2015	12/03/2015	-	-	-	-	-	-	-	-	-	-	-	-	-	-	-	-	-	-	-	-	-	-	-	-	-	-
TPE2902	3.50-	150221-72	19/02/2015	21/02/2015	12/03/2015	-	-	-	-	-	-	-	-	-	-	-	-	-	-	-	-	-	-	-	-	-	-	-	-	-	-
TPE2903	0.50-	150221-72	19/02/2015	21/02/2015	05/05/2015	Not Detected	Not Detected	Not Detected	Detected	Not Detected	Not Detected	Not Detected	None	-	-	-	N/C	-	-	<0.001	-	<0.001	<0.001	-	-	-	-	-	-	-	-
TPE2903	1.50-	150221-72	19/02/2015	21/02/2015	16/03/2015	-	-	-	-	-	-	-	-	-	-	-	-	-	-	-	-	-	-	-	-	-	-	-	-	-	-
TPE2903	2.50-	150221-72	19/02/2015	21/02/2015	16/03/2015	-	-	-	-	-	-	-	-	-	-	-	-	-	-	-	-	-	-	-	-	-	-	-	-	-	-
TPE2903	3.50-	150221-72	19/02/2015	21/02/2015	16/03/2015	-	-	-	-	-	-	-	-	-	-	-	-	-	-	-	-	-	-	-	-	-	-	-	-	-	-
TPE2903	4.50-	150221-72	19/02/2015	21/02/2015	16/03/2015	-	-	-	-	-	-	-	-	-	-	-	-	-	-	-	-	-	-	-	-	-	-	-	-	-	-
TPE2920	0.50-	150108-60	05/01/2015	08/01/2015	14/01/2015	-	-	-	-	-	-	-	-	-	Not Detected	cca Rawlings	-	-	-	-	-	-	-	-	Not Detected	-	0	Not Detected	14/1/15	Not Detected	Not Detected	Not Detected	Not Detected
TPE2920	1.50-	150108-60	05/01/2015	08/01/2015	14/01/2015	-	-	-	-	-	-	-	-	-	-	-	-	-	-	-	-	-	-	-	-	-	-	-	-	-	-
TPE2943	0.50-	150221-73	18/02/2015	21/02/2015	12/05/2015	Not Detected	Detected	Not Detected	Detected	Not Detected	Not Detected	Not Detected	None	-	-	-	N/C	-	-	<0.001	-	<0.001	<0.001	-	-	-	-	-	-	-	-
TPE2943	1.50-	150221-73	18/02/2015	21/02/2015	12/03/2015	-	-	-	-	-	-	-	-	-	-	-	-	-	-	-	-	-	-	-	-	-	-	-	-	-	-
TPE2944	0.50-	150225-89	23/02/2015	25/02/2015	18/03/2015	-	-	-	-	-	-	-	-	-	Detected	cca Rawlings	-	-	-	-	-	-	-	-	Detected	e fibres in soi	0	Not Detected	17/3/15	Not Detected	Not Detected	Not Detected	Not Detected
TPE2944	1.50-	150225-89	23/02/2015	25/02/2015	18/03/2015	-	-	-	-	-	-	-	-	-	-	-	-	-	-	-	-	-	-	-	-	-	-	-	-	-	-
TPE2944	2.50-	150225-89	23/02/2015	25/02/2015	17/03/2015	-	-	-	-	-	-	-	-	-	-	-	-	-	-	-	-	-	-	-	-	-	-	-	-	-	-
TPE2944	3.50-	150225-89	23/02/2015	25/02/2015	17/03/2015	-	-	-	-	-	-	-	-	-	-	-	-	-	-	-	-	-	-	-	-	-	-	-	-	-	-
TPE2944	4.70-	150225-89	23/02/2015	25/02/2015	18/03/2015	-	-	-	-	-	-	-	-	-	-	-	-	-	-	-	-	-	-	-	-	-	-	-	-	-	-
TPE2945	0.50-	150221-72	19/02/2015	21/02/2015	06/05/2015	Not Detected	Detected	Not Detected	Not Detected	Not Detected	Not Detected	Not Detected	Loose fibres in soil)	-	-	-	N/C	-	-	0.0014	-	<0.001	0.0018	-	-	-	-	-	-	-	-
TPE2945	1.50-	150221-72	19/02/2015	21/02/2015	12/03/2015	-	-	-	-	-	-	-	-	-	-	-	-	-	-	-	-	-	-	-	-	-	-	-	-	-	-
TPE2945	2.50-	150221-72	19/02/2015	21/02/2015	12/03/2015	-	-	-	-	-	-	-	-	-	-	-	-	-	-	-	-	-	-	-	-	-	-	-	-	-	-
TPE2945	3.50-	150221-72	19/02/2015	21/02/2015	11/03/2015	-	-	-	-	-	-	-	-	-	-	-	-	-	-	-	-	-	-	-	-	-	-	-	-	-	-
TPE2945	4.50-	150221-72	19/02/2015	21/02/2015	12/03/2015	-	-	-	-	-	-	-	-	-	-	-	-	-	-	-	-	-	-	-	-	-	-	-	-	-	-
TPE2946	0.50-	150221-72	19/02/2015	21/02/2015	05/05/2015	Not Detected	Not Detected	Not Detected	Detected	Not Detected	Not Detected	Not Detected	None	-	-	-	N/C	-	-	<0.001	-	<0.001	<0.001	-	-	-	-	-	-	-	-
TPE2946	1.50-	150221-72	19/02/2015	21/02/2015	11/03/2015	-	-	-	-	-	-	-	-	-	-	-	-	-	-	-	-	-	-	-	-	-	-	-	-	-	-
TPE2946	2.50-	150221-72	19/02/2015	21/02/2015	16/03/2015	-	-	-	-	-	-	-	-	-	-	-	-	-	-	-	-	-	-	-	-	-	-	-	-	-	-
TPE2946	3.50-	150221-72	19/02/2015	21/02/2015	11/03/2015	-	-	-	-	-	-	-	-	-	-	-	-	-	-	-	-	-	-	-	-	-	-	-	-	-	-
TPE2947	0.50-	150221-72	19/02/2015	21/02/2015	11/03/2015	Not Detected	Not Detected	Not Detected	Not Detected	Not Detected	Not Detected	Not Detected	-	-	-	-	-	-	-	-	-	-	-	-	-	-	-	-	-	-	-
TPE2947	1.50-	150221-72	19/02/2015	21/02/2015	12/03/2015	-	-	-	-	-	-	-	-	-	-	-	-	-	-	-	-	-	-	-	-	-	-	-	-	-	-
TPE2947	2.50-	150221-72	19/02/2015	21/02/2015	12/03/2015	-	-	-	-	-	-	-	-	-	-	-	-	-	-	-	-	-	-	-	-	-	-	-	-	-	-
TPE2947	3.50-	150221-72	19/02/2015	21/02/2015	11/03/2015	-	-	-	-	-	-	-	-	-	-	-	-	-	-	-	-	-	-	-	-	-	-	-	-	-	-
TPE2949	0.50-	150221-72	19/02/2015	21/02/2015	06/05/2015	Not Detected	Not Detected	Not Detected	Detected	Not Detected	Not Detected	Not Detected	None	-	-	-	N/C	-	-	<0.001	-	<0.001	<0.001	-	-	-	-	-	-	-	-
TPE2949	1.50-	150221-72	19/02/2015	21/02/2015	12/03/2015	-	-	-	-	-	-	-	-	-	-	-	-	-	-	-	-	-	-	-	-	-	-	-	-	-	-
TPE2949	2.50-	150221-72	19/02/2015	21/02/2015	12/03/2015	-	-	-	-	-	-	-	-	-	-	-	-	-	-	-	-	-	-	-	-	-	-	-	-	-	-
TPE2949	3.50-	150221-72	19/02/2015	21/02/2015	12/03/2015	-	-	-	-	-	-	-	-	-	-	-	-	-	-	-	-	-	-	-	-	-	-	-	-	-	-
TPE2949	4.50-	150221-72	19/02/2015	21/02/2015	12/03/2015	-	-	-	-	-	-	-	-	-	-	-	-	-	-	-	-	-	-	-	-	-	-	-	-	-	-
TPE2950	0.50-	150221-72	19/02/2015	21/02/2015	12/03/2015	Not Detected	Not Detected	Not Detected	Not Detected	Not Detected	Not Detected	Not Detected	-	-	-	-	-	-	-	-	-	-	-	-	-	-	-	-	-	-	-
TPE2950	1.50-	150221-72	19/02/2015	21/02/2015	12/03/2015	-	-	-	-	-	-	-	-	-	-	-	-	-	-	-	-	-	-	-	-	-	-	-	-	-	-
TPE2950	2.50-	150221-72	19/02/2015	21/02/2015	12/03/2015	-	-	-	-	-	-	-	-	-	-	-	-	-	-	-	-	-	-	-	-	-	-	-	-	-	-
TPE2950	3.50-	150221-72	19/02/2015	21/02/2015	12/03/2015	-	-	-	-	-	-	-	-	-	-	-	-	-	-	-	-	-	-	-	-	-	-	-	-	-	-
TPE2950	4.50-	150221-72	19/02/2015	21/02/2015	12/03/2015	-	-	-	-	-	-	-	-	-	-	-	-	-	-	-	-	-	-	-	-	-	-	-	-	-	-
TPE2951	0.50-	150221-72	19/02/2015	21/02/2015	06/05/2015	Not Detected	Not Detected	Not Detected	Not Detected	Detected	Not Detected	Not Detected	None	-	-	-	N/C	-	-	<0.001	-	<0.001	0.0013	-	-	-	-	-	-	-	-
TPE2951	1.50-	150221-72	19/02/2015	21/02/2015	12/03/2015	-	-	-	-	-	-	-	-	-	-	-	-	-	-	-	-	-	-	-	-	-	-	-	-	-	-
TPE2951	2.50-	150221-72	19/02/2015	21/02/2015	12/03/2015	-	-	-	-	-	-	-	-	-	-	-	-	-	-	-	-	-	-	-	-	-	-	-	-	-	-
TPE2952	0.50-	150221-72	19/02/2015	21/02/2015	12/03/2015	Not Detected	Not Detected	Not Detected	Not Detected	Not Detected	Not Detected	Not Detected	-	-	-	-	-	-	-	-	-	-	-	-	-	-	-	-	-	-	-
TPE2952	0.50-	150223-9	20/02/2015	23/02/2015	13/05/2015	-	-	-	-	-	-	-	None	-	Not Detected	cca Rawlings	N/C	-	-	0.0027	-	<0.001	0.0029	-	Detected	e fibres in soi	Detected	16/3/15	Not Detected	Not Detected	Not Detected	Not Detected
TPE2952	1.50-	150221-72	19/02/2015	21/02/2015	12/03/2015	-	-	-	-	-	-	-	-	-	-	-	-	-	-	-	-	-	-	-	-	-	-	-	-	-	-
TPE2952	1.50-	150223-9	20/02/2015	23/02/2015	16/03/2015	-	-	-	-	-	-	-	-	-	-	-	-	-	-	-	-	-	-	-	-	-	-	-	-	-	-
TPE2952	2.50-	150221-72	19/02/2015	21/02/2015	12/03/2015	-	-	-	-	-	-	-	-	-	-	-	-	-	-	-	-	-	-	-	-	-	-	-	-	-	-
TPE2952	2.50-	150223-9	20/02/2015	23/02/2015	17/03/2015	-	-	-	-	-	-	-	-	-	-	-	-	-	-	-	-	-	-	-	-	-	-	-	-	-	-
TPE2952	3.50-	150221-72	19/02/2015	21/02/2015	13/03/2015	-	-	-	-	-	-	-	-	-	-	-	-	-	-	-	-	-	-	-	-	-	-	-	-	-	-
TPE2952	3.50-	150223-9	20/02/2015	23/02/2015	16/03/2015	-	-	-	-	-	-	-	-	-	-	-	-	-	-	-	-	-	-	-	-	-	-	-	-	-	-
TPE2952	4.50-	150221-72	19/02/2015	21/02/2015	13/03/2015	-	-	-	-	-	-	-	-	-	-	-	-	-	-	-	-	-	-	-	-	-	-	-	-	-	-
TPE2952	4.50-	150223-9	20/02/2015	23/02/2015	17/03/2015	-	-	-	-	-	-	-	-	-	-	-	-	-	-	-	-	-	-	-	-	-	-	-	-	-	-
TPE2953	0.50-	150221-72	19/02/2015	21/02/2015	05/05/2015	Not Detected	Not Detected	Not Detected	Detected	Not Detected	Not Detected	Not Detected	None	-	-	-	N/C	-	-	<0.001	-	<0.001	<0.001	-	-	-	-	-	-	-	-
TPE2953	1.50-	150221-72	19/02/2015	21/02/2015	11/03/2015	-	-	-	-	-	-	-	-	-	-	-	-	-	-	-	-	-	-	-	-	-	-	-	-	-	-
TPE2953	2.50-	150221-72	19/02/2015	21/02/2015	12/03/2015	-	-	-	-	-	-	-	-	-	-	-	-	-	-	-	-	-	-	-	-	-	-	-	-	-	-
TPE2953	3.50-	150221-72	19/02/2015	21/02/2015	11/03/2015	-	-	-	-	-	-	-	-	-	-	-	-	-	-	-	-	-	-	-	-	-	-	-	-	-	-
TPE2953	4.30-	150221-72	19/02/2015	21/02/2015	11/03/2015	-	-	-	-	-	-	-	-	-	-	-	-	-	-	-	-	-	-	-	-	-	-	-	-	-	-
TPE2953A	0.50-	150221-72	19/02/2015	21/02/2015	06/05/2015	-	-	-	-	-	-	-	(Loose fibres in soil)	-	Detected	Kevin Gill	N/C	-	-	0.006	-	<0.001	0.0067	-	Not Detected	e fibres in soi	Not Detected	11/3/15	Not Detected	Not Detected	Not Detected	Not Detected
TPE2953A	1.50-	150221-72	19/02/2015	21/02/2015	13/03/2015	-	-	-	-	-	-	-	-	-	-	-	-	-	-	-	-	-	-	-	-	-	-	-	-	-	-
TPE2953A	2.50-	150221-72	19/02/2015	21/02/2015	13/03/2015	-	-	-	-	-	-	-	-	-	-	-	-	-	-	-	-	-	-	-	-	-	-	-	-	-	-
TPE2953A	3.50-	150221-72	19/02/2015	21/02/2015	25/02/2015	-	-	-	-	-	-	-	-	-	-	-	-	-	-	-	-	-	-	-	-	-	-	-	-	-	-
TPE2953A	4.30-	150221-72	19/02/2015	21/02/2015	13/03/2015	-	-	-	-	-	-	-	-	-	-	-	-	-	-	-	-	-	-	-	-	-	-	-	-	-	-
TPE2960	0.50-	150108-60	05/01/2015	08/01/2015	11/02/2015	-	-	-	-	-	-	-	None	-	Detected	Kevin Gill	N/C	-	-	0.0012	-	<0.001	0.0014	-	Detected	ng acm debri	Detected	14/1/15	Not Detected	Not Detected	Not Detected	Not Detected
TPE2960	1.50-	150108-60	05/01/2015	08/01/2015	14/01/2015	-	-	-	-	-	-	-	-	-	-	-	-	-	-	-	-	-	-	-	-	-	-	-	-	-	-
TPE2977	0.50-	150225-89	23/02/2015	25/02/2015	15/05/2015	-	-	-	-	-	-	-	None	-	Not Detected	cca Rawlings	N/C	-	-	0.001	-	<0.001	0.0017	-	Detected	e fibres in soi	Not Detected	17/3/15	Not Detected	Not Detected	Not Detected	Not Detected
TPE2980	0.50-	150225-89	23/02/2015	25/02/2015	14/05/2015	-	-	-	-	-	-	-	ores bundles in soil)	-	Detected	cca Rawlings	N/C	-	-	<0.001	-	0.0013	0.002	-	Not Detected	nd acm debri	Not Detected	17/3/15	Not Detected	Not Detected	Not Detected	Not Detected
TPE2980	1.20-	150225-89	23/02/2015	25/02/2015	17/03/2015	-	-	-	-	-	-	-	-	-	-	-	-	-	-	-	-	-	-	-	-	-	-	-	-	-	-
TPE2982	0.50-	150223-9	20/02/2015	23/02/2015	17/03/2015	-	-	-	-	-	-	-	-	-	Not Detected	n Postlewhite	-	-	-	-	-	-	-	-	Not Detected	0	Not Detected	17/3/15	Not Detected	Not Detected	Not Detected	Not Detected
TPE2982	1.00-	150223-9	20/02/2015	23/02/2015	17/03/2015	-	-	-	-	-	-	-	-	-	Not Detected	hris Swindells	-	-	-	-	-	-	-	-	Not Detected	0	Not Detected	17/3/15	Not Detected	Not Detected	Not Detected	Not Detected
TPE2982	2.00-	150223-9	20/02/2015	23/02/2015	17/03/2015	-	-	-	-	-	-	-	-	-	-	-	-	-	-	-	-	-	-	-	-	-	-	-	-	-	-
TPE2982	3.00-	150223-9	20/02/2015	23/02/2015	17/03/2015	-	-	-	-	-	-	-	-	-	-	-	-	-	-	-	-	-	-	-	-	-	-	-	-	-	-
TPE2983	0.50-	150221-72	19/02/2015	21/02/2015	12/03/2015	Not Detected	Not Detected	Not Detected	Not Detected	Not Detected	Not Detected	Not Detected	-	-	-	-	-	-	-	-	-	-	-	-	-	-	-	-	-	-	-
TPE2983	1.50-	150221-72	19/02/2015	21/02/2015	16/03/2015	-	-	-	-	-	-	-	-	-	-	-	-	-	-	-	-	-	-	-	-	-	-	-	-	-	-
TPE2983	2.50-	150221-72	19/02/2015	21/02/2015	12/03/2015	-	-	-	-	-	-	-	-	-	-	-	-	-	-	-	-	-	-	-	-	-	-	-	-	-	-
TPE2983	3.50-	150221-72	19/02/2015	21/02/2015	12/03/2015	-	-	-	-	-	-	-	-	-	-	-	-	-	-	-	-	-	-	-	-	-	-	-	-	-	-
TPE2983	4.50-	150221-72	19/02/2015	21/02/2015	12/03/2015	-	-	-	-	-	-	-	-	-	-	-	-	-	-	-	-	-	-	-	-	-	-	-	-	-	-
TPE2984	0.50-	150221-72	19/02/2015	21/02/2015	06/05/2015	Not Detected	Not Detected	Not Detected	Detected	Not Detected	Not Detected	Not Detected	Loose fibres in soil)	-	-	-	N/C	-	-	<0.001	-	<0.001	<0.001	-	-	-	-	-	-	-	-
TPE2984	1.50-	150221-72	19/02/2015	21/02/2015	16/03/2015	-	-	-	-	-	-	-	-	-	-	-	-	-	-	-	-	-	-	-	-	-	-	-	-	-	-
TPE2984	2.50-	150221-72	19/02/2015	21/02/2015	12/03/2015	-	-	-	-	-	-	-	-	-	-	-	-	-	-	-	-	-	-	-	-	-	-	-	-	-	-
TPE2984	3.70-	150221-72	19/02/2015	21/02/2015	12/03/2015	-	-	-	-	-	-	-	-	-	-	-	-	-	-	-	-	-	-	-	-	-	-	-	-	-	-
TPE2986	0.50-	150223-9	20/02/2015	23/02/2015	18/03/2015	-	-	-	-	-	-	-	-	-	Trace	cca Rawlings	-	-	-	-	-	-	-	-	Not Detected	e fibres in soi	Not Detected	16/3/15	Not Detected	Not Detected	Not Detected	Not Detected
TPE2986	1.50-	150223-9	20/02/2015	23/02/2015	17/03/2015	-	-	-	-	-	-	-	-	-	-	-	-	-	-	-	-	-	-	-	-	-	-	-	-	-	-
TPE2986	2.50-	150223-9	20/02/2015	23/02/2015	17/03/2015	-	-	-	-	-	-	-	-	-	-	-	-	-	-	-	-	-	-	-	-	-	-	-	-	-	-
TPE2986	3.50-	150223-9	20/02/2015	23/02/2015	17/03/2015	-	-	-	-	-	-	-	-	-	-	-	-	-	-	-	-	-	-	-	-	-	-	-	-	-	-
TPE2986	4.50-	150223-9	20/02/2015	23/02/2015	17/03/2015	-	-	-	-	-	-	-	-	-	-	-	-	-	-	-	-	-	-	-	-	-	-	-	-	-	-
TPE2987	0.50-	150221-72	19/02/2015	21/02/2015	05/05/2015	Not Detected	Detected	Not Detected	Not Detected	Not Detected	Not Detected	Not Detected	loose fibres in soil)	-	-	-	N/C	-	-	0.0057	-	<0.001	0.0061	-	-	-	-	-	-	-	-
TPE2987	1.50-	150221-72	19/02/2015	21/02/2015	16/03/2015	-	-	-	-	-	-	-	-	-	-	-	-	-	-	-	-	-	-	-	-	-	-	-	-	-	-
TPE2987	2.50-	150221-72	19/02/2015	21/02/2015	11/03/2015	-	-	-	-	-	-	-	-	-	-	-	-	-	-	-	-	-	-	-	-	-	-	-	-	-	-
TPE2987	3.50-	150221-72	19/02/2015	21/02/2015	12/03/2015	-	-	-	-	-	-	-	-	-	-	-	-	-	-	-	-	-	-	-	-	-	-	-	-	-	-
TPE2987	4.00-	150221-72	19/02/2015	21/02/2015	11/03/2015	-	-	-	-	-	-	-	-	-	-	-	-	-	-	-	-	-	-	-	-	-	-	-	-	-	-
TPE2988	0.50-	150221-72	19/02/2015	21/02/2015	05/05/2015	Not Detected	Not Detected	Not Detected	Detected	Not Detected	Not Detected	Not Detected	Amosite	-	-	-	e fibres in soi	-	-	0.0011	-	<0.001	0.0011	-	-	-	-	-	-	-	-

Monitor Phase 69

Excavation
No furter action

Trial Pit	Sample Depth	SDG ID.	Date Sampled	Received On	Date Complete	Actinolite*	Amosite*	Anthophyllite*	Chrysotile*	Crocidolite*	Non-Asbestos Fibres Detected	Tremolite*	Additional Asbestos Components (Using TM048)	Additional Asbestos Components (Using TM048)	Amosite (Brown) Asbestos	Analysed By	Analysts Comments	Analysts Comments	Asbestos Quantification - Detailed Gravimetric - %	Asbestos Quantification - Gravimetric - %	Asbestos Quantification - Gravimetric - %	Asbestos Quantification - PCOM Evaluation - %	Asbestos Quantification - Total - %	Asbestos Quantification - Total - %	Chrysotile (White) Asbestos	Comments	Crocidolite (Blue) Asbestos	Date of Analysis	Fibrous Actinolite	Fibrous Anthophyllite	Fibrous Tremolite	Non-Asbestos Fibre
				Commercial >1m		-	-	-	-	-	-	-	-	-	-	-	-	-	%	%	%	%	%	%	-	-	-	-	-	-	-	-
TPE2988	1.50-	150221-72	19/02/2015	21/02/2015	11/03/2015	-	-	-	-	-	-	-	-	-	-	-	-	-	-	-	-	-	-	-	-	-	-	-	-	-	-
TPE2988	2.50-	150221-72	19/02/2015	21/02/2015	12/03/2015	-	-	-	-	-	-	-	-	-	-	-	-	-	-	-	-	-	-	-	-	-	-	-	-	-	-
TPE2988	3.50-	150221-72	19/02/2015	21/02/2015	12/03/2015	-	-	-	-	-	-	-	-	-	-	-	-	-	-	-	-	-	-	-	-	-	-	-	-	-	-
TPE2988	4.30-	150221-72	19/02/2015	21/02/2015	11/03/2015	-	-	-	-	-	-	-	-	-	-	-	-	-	-	-	-	-	-	-	-	-	-	-	-	-	-
TPE2990	0.50-	150221-72	19/02/2015	21/02/2015	06/05/2015	Not Detected	Not Detected	Not Detected	Detected	Not Detected	Not Detected	Not Detected	Loose fibres in soil)	-	-	-	N/C	-	-	0.0039	-	<0.001	0.0044	-	-	-	-	-	-	-	-
TPE2990	1.50-	150221-72	19/02/2015	21/02/2015	11/03/2015	-	-	-	-	-	-	-	-	-	-	-	-	-	-	-	-	-	-	-	-	-	-	-	-	-	-
TPE2990	2.50-	150221-72	19/02/2015	21/02/2015	13/03/2015	-	-	-	-	-	-	-	-	-	-	-	-	-	-	-	-	-	-	-	-	-	-	-	-	-	-
TPE2990	3.50-	150221-72	19/02/2015	21/02/2015	12/03/2015	-	-	-	-	-	-	-	-	-	-	-	-	-	-	-	-	-	-	-	-	-	-	-	-	-	-
TPE3021	0.50-	150225-89	23/02/2015	25/02/2015	18/03/2015	-	-	-	-	-	-	-	-	-	Not Detected	cca Rawlings	-	-	-	-	-	-	-	Detected	ie fibres in soi	Not Detected	17/3/15	Not Detected	Not Detected	Not Detected	Not Detected
TPE3022	0.50-	150225-89	23/02/2015	25/02/2015	14/05/2015	-	-	-	-	-	-	-	None	-	Trace	uren Sargean	N/C	-	-	0.0016	-	<0.001	0.002	-	Detected	ding acm debri	Not Detected	17/3/15	Not Detected	Not Detected	Not Detected	Not Detected
TPE3022	1.50-	150225-89	23/02/2015	25/02/2015	17/03/2015	-	-	-	-	-	-	-	-	-	-	-	-	-	-	-	-	-	-	-	-	-	-	-	-	-	-
TPE3022	2.50-	150225-89	23/02/2015	25/02/2015	17/03/2015	-	-	-	-	-	-	-	-	-	-	-	-	-	-	-	-	-	-	-	-	-	-	-	-	-	-
TPE3023	0.50-	150221-73	18/02/2015	21/02/2015	12/05/2015	Not Detected	Not Detected	Not Detected	Detected	Not Detected	Not Detected	Not Detected	None	-	-	-	N/C	-	-	<0.001	-	<0.001	<0.001	-	-	-	-	-	-	-	-
TPE3023	1.50-	150221-73	18/02/2015	21/02/2015	13/03/2015	-	-	-	-	-	-	-	-	-	-	-	-	-	-	-	-	-	-	-	-	-	-	-	-	-	-
TPE3023	2.50-	150221-73	18/02/2015	21/02/2015	12/03/2015	-	-	-	-	-	-	-	-	-	-	-	-	-	-	-	-	-	-	-	-	-	-	-	-	-	-
TPE3023	3.60-	150221-73	18/02/2015	21/02/2015	12/03/2015	-	-	-	-	-	-	-	-	-	-	-	-	-	-	-	-	-	-	-	-	-	-	-	-	-	-
TPE3024	0.50-	150221-73	18/02/2015	21/02/2015	13/03/2015	Not Detected	Not Detected	Not Detected	Not Detected	Not Detected	Not Detected	Not Detected	-	-	-	-	-	-	-	-	-	-	-	-	-	-	-	-	-	-	-
TPE3024	1.50-	150221-73	18/02/2015	21/02/2015	12/03/2015	-	-	-	-	-	-	-	-	-	-	-	-	-	-	-	-	-	-	-	-	-	-	-	-	-	-
TPE3024	2.50-	150221-73	18/02/2015	21/02/2015	12/03/2015	-	-	-	-	-	-	-	-	-	-	-	-	-	-	-	-	-	-	-	-	-	-	-	-	-	-
TPE3024	3.50-	150221-73	18/02/2015	21/02/2015	13/03/2015	-	-	-	-	-	-	-	-	-	-	-	-	-	-	-	-	-	-	-	-	-	-	-	-	-	-
TPE3024	4.50-	150221-73	18/02/2015	21/02/2015	12/03/2015	-	-	-	-	-	-	-	-	-	-	-	-	-	-	-	-	-	-	-	-	-	-	-	-	-	-
TPE3026	0.50-	150223-9	20/02/2015	23/02/2015	18/03/2015	-	-	-	-	-	-	-	-	-	Not Detected	uren Sargean	-	-	-	-	-	-	-	Trace	ie fibres in soi	Not Detected	16/3/15	Not Detected	Not Detected	Not Detected	Not Detected
TPE3026	1.50-	150223-9	20/02/2015	23/02/2015	16/03/2015	-	-	-	-	-	-	-	-	-	-	-	-	-	-	-	-	-	-	-	-	-	-	-	-	-	-
TPE3026	2.50-	150223-9	20/02/2015	23/02/2015	16/03/2015	-	-	-	-	-	-	-	-	-	-	-	-	-	-	-	-	-	-	-	-	-	-	-	-	-	-
TPE3026	3.50-	150223-9	20/02/2015	23/02/2015	16/03/2015	-	-	-	-	-	-	-	-	-	-	-	-	-	-	-	-	-	-	-	-	-	-	-	-	-	-
TPE3026	4.50-	150223-9	20/02/2015	23/02/2015	17/03/2015	-	-	-	-	-	-	-	-	-	-	-	-	-	-	-	-	-	-	-	-	-	-	-	-	-	-
TPE3027	0.50-	150225-89	23/02/2015	25/02/2015	14/05/2015	-	-	-	-	-	-	-	None	-	Not Detected	cca Rawlings	N/C	-	-	<0.001	-	<0.001	<0.001	-	Detected	ie fibres in soi	Not Detected	17/3/15	Not Detected	Not Detected	Not Detected	Not Detected
TPE3027	1.60-	150225-89	23/02/2015	25/02/2015	18/03/2015	-	-	-	-	-	-	-	-	-	-	-	-	-	-	-	-	-	-	-	-	-	-	-	-	-	-
TPE3027	2.40-	150225-89	23/02/2015	25/02/2015	17/03/2015	-	-	-	-	-	-	-	-	-	-	-	-	-	-	-	-	-	-	-	-	-	-	-	-	-	-
TPE3029	0.50-	150225-89	23/02/2015	25/02/2015	18/03/2015	-	-	-	-	-	-	-	-	-	Trace	uren Sargean	-	-	-	-	-	-	-	Not Detected	ie fibres in soi	Not Detected	17/3/15	Not Detected	Not Detected	Not Detected	Not Detected
TPE3029	1.50-	150225-89	23/02/2015	25/02/2015	18/03/2015	-	-	-	-	-	-	-	-	-	-	-	-	-	-	-	-	-	-	-	-	-	-	-	-	-	-
TPE3029	2.50-	150225-89	23/02/2015	25/02/2015	17/03/2015	-	-	-	-	-	-	-	-	-	-	-	-	-	-	-	-	-	-	-	-	-	-	-	-	-	-
TPE3029	3.30-	150225-89	23/02/2015	25/02/2015	17/03/2015	-	-	-	-	-	-	-	-	-	-	-	-	-	-	-	-	-	-	-	-	-	-	-	-	-	-
TPE3030	0.50-	150223-9	20/02/2015	23/02/2015	13/05/2015	-	-	-	-	-	-	-	None	-	Detected	cca Rawlings	N/C	-	-	0.0013	-	0.0017	-	-	Detected	ie fibres in soi	Not Detected	16/3/15	Not Detected	Not Detected	Not Detected	Not Detected
TPE3030	1.60-	150223-9	20/02/2015	23/02/2015	17/03/2015	-	-	-	-	-	-	-	-	-	-	-	-	-	-	-	-	-	-	-	-	-	-	-	-	-	-
TPE3030	2.40-	150223-9	20/02/2015	23/02/2015	17/03/2015	-	-	-	-	-	-	-	-	-	-	-	-	-	-	-	-	-	-	-	-	-	-	-	-	-	-
TPE3030	3.70-	150223-9	20/02/2015	23/02/2015	17/03/2015	-	-	-	-	-	-	-	-	-	-	-	-	-	-	-	-	-	-	-	-	-	-	-	-	-	-
TPE3032	0.50-	150223-9	20/02/2015	23/02/2015	17/03/2015	-	-	-	-	-	-	-	-	-	Not Detected	uren Sargean	-	-	-	-	-	-	-	Not Detected	0	Not Detected	16/3/15	Not Detected	Not Detected	Not Detected	Not Detected
TPE3032	1.50-	150223-9	20/02/2015	23/02/2015	17/03/2015	-	-	-	-	-	-	-	-	-	-	-	-	-	-	-	-	-	-	-	-	-	-	-	-	-	-
TPE3032	2.50-	150223-9	20/02/2015	23/02/2015	17/03/2015	-	-	-	-	-	-	-	-	-	-	-	-	-	-	-	-	-	-	-	-	-	-	-	-	-	-
TPE3032	3.40-	150223-9	20/02/2015	23/02/2015	17/03/2015	-	-	-	-	-	-	-	-	-	-	-	-	-	-	-	-	-	-	-	-	-	-	-	-	-	-
TPE3033	0.50-	150225-89	23/02/2015	25/02/2015	18/03/2015	-	-	-	-	-	-	-	-	-	Not Detected	uren Sargean	-	-	-	-	-	-	-	Trace	ie fibres in soi	Not Detected	17/3/15	Not Detected	Not Detected	Not Detected	Not Detected
TPE3033	1.50-	150225-89	23/02/2015	25/02/2015	17/03/2015	-	-	-	-	-	-	-	-	-	-	-	-	-	-	-	-	-	-	-	-	-	-	-	-	-	-
TPE3033	2.70-	150225-89	23/02/2015	25/02/2015	18/03/2015	-	-	-	-	-	-	-	-	-	-	-	-	-	-	-	-	-	-	-	-	-	-	-	-	-	-
TPE3034	0.50-	150221-72	19/02/2015	21/02/2015	28/04/2015	Not Detected	Not Detected	Not Detected	Detected	Not Detected	Not Detected	Not Detected	-	-	-	-	-	-	-	-	-	-	-	-	-	-	-	-	-	-	-
TPE3034	1.50-	150221-72	19/02/2015	21/02/2015	13/03/2015	-	-	-	-	-	-	-	-	-	-	-	-	-	-	-	-	-	-	-	-	-	-	-	-	-	-
TPE3034	2.50-	150221-72	19/02/2015	21/02/2015	12/03/2015	-	-	-	-	-	-	-	-	-	-	-	-	-	-	-	-	-	-	-	-	-	-	-	-	-	-
TPE3035	0.50-	150129-105	28/01/2015	29/01/2015	09/02/2015	-	-	-	-	-	-	-	-	-	Not Detected	uren Sargean	-	-	-	-	-	-	-	Not Detected	0	Not Detected	6/2/15	Not Detected	Not Detected	Not Detected	Not Detected
TPE3035	1.30-	150129-105	28/01/2015	29/01/2015	07/02/2015	-	-	-	-	-	-	-	-	-	-	-	-	-	-	-	-	-	-	-	-	-	-	-	-	-	-
TPE3036	0.50-	150129-105	28/01/2015	29/01/2015	17/03/2015	-	-	-	-	-	-	-	Crocidolite	-	Detected	uren Sargean	ie fibres in soi	-	-	<0.001	-	<0.001	0.001	-	Not Detected	ie fibres in soi	Not Detected	6/2/15	Not Detected	Not Detected	Not Detected	Not Detected
TPE3036	1.80-	150129-105	28/01/2015	29/01/2015	07/02/2015	-	-	-	-	-	-	-	-	-	-	-	-	-	-	-	-	-	-	-	-	-	-	-	-	-	-
TPE3037	0.50-	150129-105	28/01/2015	29/01/2015	09/02/2015	-	-	-	-	-	-	-	-	-	Not Detected	uren Sargean	-	-	-	-	-	-	-	Trace	ie fibres in soi	Not Detected	9/2/15	Not Detected	Not Detected	Not Detected	Not Detected
TPE3037	1.50-	150129-105	28/01/2015	29/01/2015	09/02/2015	-	-	-	-	-	-	-	-	-	-	-	-	-	-	-	-	-	-	-	-	-	-	-	-	-	-
TPE3049	0.50-	150108-60	05/01/2015	08/01/2015	16/01/2015	-	-	-	-	-	-	-	-	-	Not Detected	Kevin Gill	-	-	-	-	-	-	-	Trace	ie fibres in soi	Not Detected	14/1/15	Not Detected	Not Detected	Not Detected	Not Detected
TPE3049	1.50-	150108-60	05/01/2015	08/01/2015	14/01/2015	-	-	-	-	-	-	-	-	-	-	-	-	-	-	-	-	-	-	-	-	-	-	-	-	-	-
TPE3060	0.50-	150221-73	18/02/2015	21/02/2015	13/03/2015	Not Detected	Not Detected	Not Detected	Not Detected	Not Detected	Not Detected	Not Detected	-	-	-	-	-	-	-	-	-	-	-	-	-	-	-	-	-	-	-
TPE3060	1.50-	150221-73	18/02/2015	21/02/2015	13/03/2015	-	-	-	-	-	-	-	-	-	-	-	-	-	-	-	-	-	-	-	-	-	-	-	-	-	-
TPE3060	2.50-	150221-73	18/02/2015	21/02/2015	12/03/2015	-	-	-	-	-	-	-	-	-	-	-	-	-	-	-	-	-	-	-	-	-	-	-	-	-	-
TPE3060	3.50-	150221-73	18/02/2015	21/02/2015	12/03/2015	-	-	-	-	-	-	-	-	-	-	-	-	-	-	-	-	-	-	-	-	-	-	-	-	-	-
TPE3060	4.50-	150221-73	18/02/2015	21/02/2015	13/03/2015	-	-	-	-	-	-	-	-	-	-	-	-	-	-	-	-	-	-	-	-	-	-	-	-	-	-
TPE3063	0.50-	150221-72	19/02/2015	21/02/2015	12/03/2015	Not Detected	Not Detected	Not Detected	Not Detected	Not Detected	Not Detected	Not Detected	-	-	-	-	-	-	-	-	-	-	-	-	-	-	-	-	-	-	-
TPE3063	1.50-	150221-72	19/02/2015	21/02/2015	12/03/2015	-	-	-	-	-	-	-	-	-	-	-	-	-	-	-	-	-	-	-	-	-	-	-	-	-	-
TPE3063	2.50-	150221-72	19/02/2015	21/02/2015	12/03/2015	-	-	-	-	-	-	-	-	-	-	-	-	-	-	-	-	-	-	-	-	-	-	-	-	-	-
TPE3063	3.50-	150221-72	19/02/2015	21/02/2015	12/03/2015	-	-	-	-	-	-	-	-	-	-	-	-	-	-	-	-	-	-	-	-	-	-	-	-	-	-
TPE3063	4.50-	150221-72	19/02/2015	21/02/2015	12/03/2015	-	-	-	-	-	-	-	-	-	-	-	-	-	-	-	-	-	-	-	-	-	-	-	-	-	-
TPE3065	0.50-	150225-89	23/02/2015	25/02/2015	18/03/2015	-	-	-	-	-	-	-	-	-	Not Detected	uren Sargean	-	-	-	-	-	-	-	Not Detected	0	Not Detected	17/3/15	Not Detected	Not Detected	Not Detected	Not Detected
TPE3065	1.30-	150225-89	23/02/2015	25/02/2015	18/03/2015	-	-	-	-	-	-	-	-	-	-	-	-	-	-	-	-	-	-	-	-	-	-	-	-	-	-
TPE3066	0.50-	150223-9	20/02/2015	23/02/2015	17/03/2015	-	-	-	-	-	-	-	-	-	Not Detected	uren Sargean	-	-	-	-	-	-	-	Not Detected	0	Not Detected	16/3/15	Not Detected	Not Detected	Not Detected	Not Detected
TPE3066	1.50-	150223-9	20/02/2015	23/02/2015	17/03/2015	-	-	-	-	-	-	-	-	-	-	-	-	-	-	-	-	-	-	-	-	-	-	-	-	-	-
TPE3066	2.50-	150223-9	20/02/2015	23/02/2015	16/03/2015	-	-	-	-	-	-	-	-	-	-	-	-	-	-	-	-	-	-	-	-	-	-	-	-	-	-
TPE3066	3.50-	150223-9	20/02/2015	23/02/2015	17/03/2015	-	-	-	-	-	-	-	-	-	-	-	-	-	-	-	-	-	-	-	-	-	-	-	-	-	-
TPE3067	0.50-	150223-9	20/02/2015	23/02/2015	08/05/2015	-	-	-	-	-	-	-	-	-	Detected	uren Sargean	-	-	-	-	-	-	-	Not Detected	g ACM debri	Not Detected	16/3/15	Not Detected	Not Detected	Not Detected	Not Detected
TPE3067	1.50-	150223-9	20/02/2015	23/02/2015	17/03/2015	-	-	-	-	-	-	-	-	-	-	-	-	-	-	-	-	-	-	-	-	-	-	-	-	-	-
TPE3067	2.50-	150223-9	20/02/2015	23/02/2015	17/03/2015	-	-	-	-	-	-	-	-	-	-	-	-	-	-	-	-	-	-	-	-	-	-	-	-	-	-
TPE3067	3.50-	150223-9	20/02/2015	23/02/2015	17/03/2015	-	-	-	-	-	-	-	-	-	-	-	-	-	-	-	-	-	-	-	-	-	-	-	-	-	-
TPE3067	4.50-	150223-9	20/02/2015	23/02/2015	16/03/2015	-	-	-	-	-	-	-	-	-	-	-	-	-	-	-	-	-	-	-	-	-	-	-	-	-	-
TPE3068	0.50-	150223-9	20/02/2015	23/02/2015	17/03/2015	-	-	-	-	-	-	-	-	-	Not Detected	dn Postlewhite	-	-	-	-	-	-	-	Not Detected	0	Not Detected	17/3/15	Not Detected	Not Detected	Not Detected	Not Detected
TPE3068	1.40-	150223-9	20/02/2015	23/02/2015	16/03/2015	-	-	-	-	-	-	-	-	-	-	-	-	-	-	-	-	-	-	-	-	-	-	-	-	-	-
TPE3069	0.50-	150223-9	20/02/2015	23/02/2015	17/03/2015	-	-	-	-	-	-	-	-	-	Not Detected	dn Postlewhite	-	-	-	-	-	-	-	Not Detected	0	Not Detected	17/3/15	Not Detected	Not Detected	Not Detected	Not Detected
TPE3069	1.70-	150223-9	20/02/2015	23/02/2015	17/03/2015	-	-	-	-	-	-	-	-	-	-	-	-	-	-	-	-	-	-	-	-	-	-	-	-	-	-
TPE3070	0.50-	150129-105	28/01/2015	29/01/2015	09/02/2015	-	-	-	-	-	-	-	-	-	Trace	uren Sargean	-	-	-	-	-	-	-	Not Detected	ie fibres in soi	Not Detected	6/2/15	Not Detected	Not Detected	Not Detected	Not Detected
TPE3071	0.50-	150129-105	28/01/2015	29/01/2015	17/03/2015	-	-	-	-	-	-	-	None	-	Detected	uren Sargean	N/C	-	-	<0.001	-	<0.001	<0.001	-	Detected	nd ACM debri	Not Detected	6/2/15	Not Detected	Not Detected	Not Detected	Not Detected
TPE3071	1.30-	150129-105	28/01/2015	29/01/2015	09/02/2015	-	-	-	-	-	-	-	-	-	-	-	-	-	-	-	-	-	-	-	-	-	-	-	-	-	-
TPE3072	0.50-	150129-105	28/01/2015	29/01/2015	13/03/2015	-	-	-	-	-	-	-	-	-	Not Detected	uren Sargean	-	-	-	-	-	-	-	Not Detected	ie fibres in soi	Detected	6/2/15	Not Detected	Not Detected	Not Detected	Not Detected
TPE3072	1.20-	150129-105	28/01/2015	29/01/2015	09/02/2015	-	-	-	-	-	-	-	-	-	-	-	-	-	-	-	-	-	-	-	-	-	-	-	-	-	-
TPE3076	0.00-1.00	150122-83	19/01/2015	22/01/2015	30/01/2015	-	-	-	-	-	-	-	-	-	Not Detected	hris Swindells	-	-	-	-	-	-	-	Not Detected	0	Not Detected	30/1/15	Not Detected	Not Detected	Not Detected	Not Detected
TPE3077	0.00-0.50	150122-83	19/01/2015	22/01/2015	09/03/2015	-	-	-	-	-	-	-	None	-	Detected	cca Rawlings	N/C	-	-	<0.001	-	<0.001	<0.001	-	Detected	ie fibres in soi	Not Detected	30/1/15	Not Detected	Not Detected	Not Detected	Not Detected
TPE3078	0.00-0.50	150122-83	19/01/2015	22/01/2015	09/03/2015	-	-	-	-	-	-	-	-, loose fibres in soil)	-	Not Detected	cca Rawlings	N/C	-	-	0.0041	-	<0.001	0.0045	-	Detected	ie fibres in soi	Not Detected	30/1/15	Not Detected	Not Detected	Not Detected	Not Detected
TPE3078	0.00-1.50	150122-83	19/01/2015	22/01/2015	06/03/2015	-	-	-	-	-	-	-	-	-	-	-	-	-	-	-	-	-	-	-	-	-	-	-	-	-	-
TPE3078	0.00-2.50	150122-83	19/01/2015	22/01/2015	29/01/2015	-	-	-	-	-	-	-	-	-	-	-	-	-	-	-	-	-	-	-	-	-	-	-	-	-	-
TPE3079	0.00-0.50	150122-83	19/01/2015	22/01/2015	30/01/2015	-	-	-	-	-	-	-	-	-	Not Detected	uren Sargean	-	-	-	-	-	-	-	Not Detected	0	Not Detected	30/1/15	Not Detected	Not Detected	Not Detected	Not Detected
TPE3079	0.00-1.50	150122-83	19/01/2015	22/01/2015	29/01/2015	-	-	-	-	-	-	-	-	-	-	-	-	-	-	-	-	-	-	-	-	-	-	-	-	-	-
TPE3087	0.50-	150116-6	12/01/2015	16/01/2015	23/01/2015	-	-	-	-	-	-	-	-	-	Not Detected	dn Postlewhite	-	-	-	-	-	-	-	Not Detected	0	Not Detected	23/01/15	Not Detected	Not Detected	Not Detected	Not Detected
TPE3089	0.50-	150211-33	09/02/2015	11/02/2015	23/02/2015	-	-	-	-	-	-	-	-	-	Not Detected	hris Swindells	-	-	-	-	-	-	-	Not Detected	0	Not Detected	20/02/15	Not Detected	Not Detected	Not Detected	Not Detected
TPE3110	0.50-	150223-9	20/02/2015	23/02/2015	17/03/2015	-	-	-	-	-	-	-	-	-	Not Detected	uren Sargean	-	-	-	-	-	-	-	Not Detected	0	Not Detected	16/3/15	Not Detected	Not Detected	Not Detected	Not Detected
TPE3110	1.00-	150223-9	20/02/2015	23/02/2015	17/03/2015	-	-	-	-	-	-	-	-	-	Not Detected	cca Rawlings	-	-	-	-	-	-	-	Not Detected	0	Not Detected	16/3/15	Not Detected	Not Detected	Not Detected	Not Detected
TPE3110	2.00-	150223-9	20/02/2015	23/02/2015	17/03/2015	-	-	-	-	-	-	-	-	-	-	-	-	-	-	-	-	-	-	-	-	-	-	-	-	-	-
TPE3110	3.00-	150223-9	20/02/2015	23/02/2015	17/03/2015	-	-	-	-	-	-	-	-	-	-	-	-	-	-	-	-	-	-	-	-	-	-	-	-	-	-
TPE3111	0.50-	150223-9	20/02/2015	23/02/2015	13/05/2015	-	-	-	-	-	-	-	None	-	Detected	cca Rawlings	N/C	-	-	0.0211	-	0.0014	0.0225	-	Detected	ie fibres in soi	Not Detected	16/3/15	Not Detected	Not Detected	Not Detected	Not Detected
TPE3111	1.50-	150223-9	20/02/2015	23/02/2015	17/03/2015	-	-	-	-	-	-	-	-	-	-	-	-	-	-	-	-	-	-	-	-	-	-	-	-	-	-
TPE3111	2.70-	150223-9	20/02/2015	23/02/2015	17/03/2015	-	-	-	-	-	-	-	-	-	-	-	-	-	-	-	-	-	-	-	-	-	-	-	-	-	-
TPE3113	0.50-	150223-9	20/02/2015	23/02/2015	13/05/2015	-	-	-	-	-	-	-	Chrysotile	-	Detected	hris Swindells	ACM debris	-	-	0.0511	-	0.0044	0.0555	-	Not Detected	ie fibres in soi	Not Detected	17/3/15	Not Detected	Not Detected	Not Detected	Not Detected
TPE3114	0.50-	150223-9	20/02/2015	23/02/2015	13/05/2015	-	-	-	-	-	-	-	Amosite	-	Not Detected	uren Sargean	ie fibres in soi	-	-	0.0045	-	0.0012	0.0057	-	Detected	ie fibres in soi	Not Detected	16/3/15	Not Detected	Not Detected	Not Detected	Not Detected
TPE3122	0.00-0.50	150122-83	19/01/2015	22/01/2015	09/03/2015	-	-	-	-	-	-	-	Loose fibres in soil)	-	Detected	dn Postlewhite	N/C	-	-	0.0046	-	<0.001	0.005	-	Not Detected	ie fibres in soi	Not Detected	30/1/15	Not Detected	Not Detected	Not Detected	Not Detected
TPE3122	0.00-1.50	150122-83	19/01/2015	22/01/2015	30/01/2015	-	-	-	-	-	-	-	-	-	-	-	-	-	-	-	-	-	-	-	-	-	-	-	-	-	-

Monitor Phase 69

Excavation
No furter action

Trial Pit	Sample Depth	SDG ID.	Date Sampled	Received On	Date Complete	Actinolite*	Amosite*	Anthophyllite*	Chrysotile*	Crocidolite*	Non-Asbestos Fibres Detected	Tremolite*	Additional Asbestos Components (Using TM048)	Additional Asbestos Components (Using TM048)	Amosite (Brown) Asbestos	Analysed By	Analysts Comments	Analysts Comments	Asbestos Quantification - Detailed Gravimetric - %	Asbestos Quantification - Gravimetric - %	Asbestos Quantification - Gravimetric - %	Asbestos Quantification - PCOM Evaluation - %	Asbestos Quantification - Total - %	Asbestos Quantification - Total - %	Chrysotile (White) Asbestos	Comments	Crocidolite (Blue) Asbestos	Date of Analysis	Fibrous Actinolite	Fibrous Anthophyllite	Fibrous Tremolite	Non-Asbestos Fibre
					Commercial >1m														%	%	%	%	%	%								
TPE3123	0.00-0.50	150122-83	19/01/2015	22/01/2015	30/01/2015	-	-	-	-	-	-	-	-	-	Not Detected	Kevin Gill	-	-	-	-	-	-	-	-	Not Detected	0	Not Detected	30/1/15	Not Detected	Not Detected	Not Detected	Not Detected
TPE3123	0.00-1.50	150122-83	19/01/2015	22/01/2015	30/01/2015	-	-	-	-	-	-	-	-	-	-	-	-	-	-	-	-	-	-	-	-	-	-	-	-	-	-
TPE3123	0.00-2.50	150122-83	19/01/2015	22/01/2015	29/01/2015	-	-	-	-	-	-	-	-	-	-	-	-	-	-	-	-	-	-	-	-	-	-	-	-	-	-
TPE3124	0.00-0.50	150122-83	19/01/2015	22/01/2015	09/03/2015	-	-	-	-	-	-	-	None	-	Not Detected	Lauren Sargeant	PCM analysis	-	-	-	-	<0.001	-	<0.001	<0.001	-	Detected	Fibres in soi	Not Detected	30/1/15	Not Detected	Not Detected	Not Detected	Not Detected
TPE3124	0.00-1.50	150122-83	19/01/2015	22/01/2015	30/01/2015	-	-	-	-	-	-	-	-	-	-	-	-	-	-	-	-	-	-	-	-	-	-	-	-	-	-	-
TPE3156	0.50-	150225-89	23/02/2015	25/02/2015	18/03/2015	-	-	-	-	-	-	-	-	-	Not Detected	Lauren Sargeant	-	-	-	-	-	-	-	-	Not Detected	0	Not Detected	17/3/15	Not Detected	Not Detected	Not Detected	Not Detected
TPE3156	1.50-	150225-89	23/02/2015	25/02/2015	17/03/2015	-	-	-	-	-	-	-	-	-	-	-	-	-	-	-	-	-	-	-	-	-	-	-	-	-	-	-
TPE3156	2.50-	150225-89	23/02/2015	25/02/2015	18/03/2015	-	-	-	-	-	-	-	-	-	-	-	-	-	-	-	-	-	-	-	-	-	-	-	-	-	-	-
TPE3156	3.40-	150225-89	23/02/2015	25/02/2015	18/03/2015	-	-	-	-	-	-	-	-	-	-	-	-	-	-	-	-	-	-	-	-	-	-	-	-	-	-	-
TPE3157	0.50-	150223-9	20/02/2015	23/02/2015	13/05/2015	-	-	-	-	-	-	-	Amosite	-	Not Detected	Lukasz Pawlikowski	Asbestos fibres in soi	-	-	-	0.0014	-	<0.001	0.0014	-	Detected	Asbestos fibres in soi	Not Detected	16/3/15	Not Detected	Not Detected	Not Detected	Not Detected
TPE3157	0.80-	150223-9	20/02/2015	23/02/2015	17/03/2015	-	-	-	-	-	-	-	-	-	Not Detected	Rebecca Rawlings	-	-	-	-	-	-	-	-	Not Detected	0	Not Detected	16/3/15	Not Detected	Not Detected	Not Detected	Not Detected
TPE3159	0.50-	150223-9	20/02/2015	23/02/2015	17/03/2015	-	-	-	-	-	-	-	-	-	Not Detected	Lauren Sargeant	-	-	-	-	-	-	-	-	Not Detected	0	Not Detected	16/3/15	Not Detected	Not Detected	Not Detected	Not Detected
TPE3160	0.50-	150223-9	20/02/2015	23/02/2015	13/05/2015	-	-	-	-	-	-	-	None	-	Detected	Lauren Sargeant	N/C	-	-	-	-	<0.001	-	<0.001	0.0014	-	Detected	Asbestos fibres in soi	Not Detected	16/3/15	Not Detected	Not Detected	Not Detected	Not Detected
TPE3160	1.00-	150223-9	20/02/2015	23/02/2015	17/03/2015	-	-	-	-	-	-	-	-	-	Not Detected	Jon Postlewhite	-	-	-	-	-	-	-	-	Not Detected	0	Not Detected	17/3/15	Not Detected	Not Detected	Not Detected	Not Detected
TPE3161	0.50-	150223-9	20/02/2015	23/02/2015	13/05/2015	-	-	-	-	-	-	-	None	-	Detected	Rebecca Rawlings	N/C	-	-	-	-	0.007	-	<0.001	0.0075	-	Detected	Asbestos fibres in soi	Detected	16/3/	Not Detected	Not Detected	Not Detected	Not Detected
TPE3161	1.00-	150223-9	20/02/2015	23/02/2015	13/05/2015	-	-	-	-	-	-	-	None	-	Trace	Rebecca Rawlings	N/C	-	-	-	-	0.0027	-	<0.001	0.0029	-	Detected	Asbestos fibres in soi	Not Detected	16/3/15	Not Detected	Not Detected	Not Detected	Not Detected
TPE3167	0.00-0.50	150122-83	19/01/2015	22/01/2015	09/03/2015	-	-	-	-	-	-	-	None	-	Detected	Rebecca Rawlings	N/C	-	-	-	-	0.013	-	<0.001	0.0133	-	Detected	Asbestos fibres in soi	Not Detected	30/1/15	Not Detected	Not Detected	Not Detected	Not Detected
TPE3168	0.00-0.50	150122-83	19/01/2015	22/01/2015	09/03/2015	-	-	-	-	-	-	-	[Loose fibres in soil]	-	Not Detected	Lauren Sargeant	N/C	-	-	-	-	0.0026	-	<0.001	0.0033	-	Not Detected	Asbestos fibres in soi	Detected	30/1/15	Not Detected	Not Detected	Not Detected	Not Detected
TPE3168	0.00-1.50	150122-83	19/01/2015	22/01/2015	29/01/2015	-	-	-	-	-	-	-	-	-	-	-	-	-	-	-	-	-	-	-	-	-	-	-	-	-	-	-
TPE3169	0.00-0.50	150122-83	19/01/2015	22/01/2015	09/03/2015	-	-	-	-	-	-	-	Loose fibres in soil)	-	Detected	Lauren Sargeant	N/C	-	-	-	-	0.0022	-	<0.001	0.0024	-	Not Detected	Asbestos fibres in soi	Not Detected	30/1/15	Not Detected	Not Detected	Not Detected	Not Detected
TPE3169	0.00-1.50	150122-83	19/01/2015	22/01/2015	30/01/2015	-	-	-	-	-	-	-	-	-	-	-	-	-	-	-	-	-	-	-	-	-	-	-	-	-	-	-
TPE3172	0.50-	150122-73	16/01/2015	22/01/2015	29/01/2015	-	-	-	-	-	-	-	-	-	Not Detected	Jon Postlewhite	-	-	-	-	-	-	-	-	Not Detected	0	Not Detected	29/1/15	Not Detected	Not Detected	Not Detected	Not Detected
TPE3172	1.50-	150122-73	16/01/2015	22/01/2015	29/01/2015	-	-	-	-	-	-	-	-	-	-	-	-	-	-	-	-	-	-	-	-	-	-	-	-	-	-	-
TPE3172	2.50-	150122-73	16/01/2015	22/01/2015	29/01/2015	-	-	-	-	-	-	-	-	-	-	-	-	-	-	-	-	-	-	-	-	-	-	-	-	-	-	-
TPE3173	0.50-	150122-73	16/01/2015	22/01/2015	29/01/2015	-	-	-	-	-	-	-	-	-	Not Detected	Kevin Gill	-	-	-	-	-	-	-	-	Not Detected	0	Not Detected	29/1/15	Not Detected	Not Detected	Not Detected	Not Detected
TPE3177	0.50-	150131-15	29/01/2015	31/01/2015	11/02/2015	-	-	-	-	-	-	-	-	-	Not Detected	Kevin Gill	-	-	-	-	-	-	-	-	Not Detected	0	Not Detected	10/02/15	Not Detected	Not Detected	Not Detected	Not Detected
TPE3177	1.50-	150131-15	29/01/2015	31/01/2015	10/02/2015	-	-	-	-	-	-	-	-	-	-	-	-	-	-	-	-	-	-	-	-	-	-	-	-	-	-	-
TPE3177	2.50-	150131-15	29/01/2015	31/01/2015	10/02/2015	-	-	-	-	-	-	-	-	-	-	-	-	-	-	-	-	-	-	-	-	-	-	-	-	-	-	-
TPE3183	0.50-	150211-33	09/02/2015	11/02/2015	23/02/2015	-	-	-	-	-	-	-	-	-	Not Detected	Jon Postlewhite	-	-	-	-	-	-	-	-	Not Detected	0	Not Detected	20/02/15	Not Detected	Not Detected	Not Detected	Not Detected
TPE3183	1.50-	150211-33	09/02/2015	11/02/2015	19/02/2015	-	-	-	-	-	-	-	-	-	-	-	-	-	-	-	-	-	-	-	-	-	-	-	-	-	-	-
TPE3207	0.50-	150225-89	23/02/2015	25/02/2015	18/03/2015	-	-	-	-	-	-	-	-	-	Not Detected	Lauren Sargeant	-	-	-	-	-	-	-	-	Not Detected	0	Not Detected	17/3/15	Not Detected	Not Detected	Not Detected	Not Detected
TPE3207	1.50-	150225-89	23/02/2015	25/02/2015	17/03/2015	-	-	-	-	-	-	-	-	-	-	-	-	-	-	-	-	-	-	-	-	-	-	-	-	-	-	-
TPE3211	0.50-	150223-9	20/02/2015	23/02/2015	13/05/2015	-	-	-	-	-	-	-	None	-	Not Detected	Lauren Sargeant	N/C	-	-	-	-	0.0039	-	<0.001	0.0045	-	Detected	Asbestos fibres in soi	Not Detected	16/3/15	Not Detected	Not Detected	Not Detected	Not Detected
TPE3217	0.00-0.50	150122-83	19/01/2015	22/01/2015	09/03/2015	-	-	-	-	-	-	-	None	-	Not Detected	Lauren Sargeant	N/C	-	-	-	-	0.0012	-	<0.001	0.0013	-	Detected	Asbestos fibres in soi	Not Detected	30/1/15	Not Detected	Not Detected	Not Detected	Not Detected
TPE3218	0.00-0.50	150122-83	19/01/2015	22/01/2015	30/01/2015	-	-	-	-	-	-	-	-	-	Not Detected	Lauren Sargeant	-	-	-	-	-	-	-	-	Not Detected	0	Not Detected	30/1/15	Not Detected	Not Detected	Not Detected	Not Detected
TPE3218	0.00-1.50	150122-83	19/01/2015	22/01/2015	29/01/2015	-	-	-	-	-	-	-	-	-	-	-	-	-	-	-	-	-	-	-	-	-	-	-	-	-	-	-
TPE3219	0.00-0.50	150122-83	19/01/2015	22/01/2015	09/03/2015	-	-	-	-	-	-	-	None	-	Detected	Lauren Sargeant	N/C	-	-	-	-	<0.001	-	0.0015	0.0024	-	Detected	Asbestos fibres in soi	Not Detected	30/1/15	Not Detected	Not Detected	Not Detected	Not Detected
TPE3221	0.50-	150121-48	16/01/2015	21/01/2015	29/01/2015	-	-	-	-	-	-	-	-	-	Not Detected	Lauren Sargeant	-	-	-	-	-	-	-	-	Not Detected	0	Not Detected	29/01/15	Not Detected	Not Detected	Not Detected	Not Detected
TPE3221	1.50-	150121-48	16/01/2015	21/01/2015	29/01/2015	-	-	-	-	-	-	-	-	-	-	-	-	-	-	-	-	-	-	-	-	-	-	-	-	-	-	-
TPE3222	0.50-	150119-1	15/01/2015	19/01/2015	20/02/2015	-	-	-	-	-	-	-	Amosite	-	Not Detected	Jon Postlewhite	Asbestos fibres in soi	-	-	-	0.0066	-	<0.001	0.0067	-	Detected	Asbestos fibres in soi	Not Detected	26/01/2015	Not Detected	Not Detected	Not Detected	Not Detected
TPE3224	0.50-	150212-8	11/02/2015	12/02/2015	17/04/2015	-	-	-	-	-	-	-	Amosite	-	Not Detected	Chris Swindells	Asbestos fibres in soi	-	-	-	0.0039	-	<0.001	0.0048	-	Detected	Asbestos fibres in soi	Not Detected	24/2/2015	Not Detected	Not Detected	Not Detected	Not Detected
TPE3224	1.50-	150212-8	11/02/2015	12/02/2015	26/02/2015	-	-	-	-	-	-	-	-	-	-	-	-	-	-	-	-	-	-	-	-	-	-	-	-	-	-	-
TPE3224	2.50-	150212-8	11/02/2015	12/02/2015	25/02/2015	-	-	-	-	-	-	-	-	-	-	-	-	-	-	-	-	-	-	-	-	-	-	-	-	-	-	-
TPE3226	0.50-	150131-15	29/01/2015	31/01/2015	11/02/2015	-	-	-	-	-	-	-	-	-	Trace	Rebecca Rawlings	-	-	-	-	-	-	-	-	Not Detected	Asbestos fibres in soil	Not Detected	11/02/15	Not Detected	Not Detected	Not Detected	Not Detected
TPE3226	1.50-	150131-15	29/01/2015	31/01/2015	11/02/2015	-	-	-	-	-	-	-	-	-	-	-	-	-	-	-	-	-	-	-	-	-	-	-	-	-	-	-
TPE3226	2.50-	150131-15	29/01/2015	31/01/2015	10/02/2015	-	-	-	-	-	-	-	-	-	-	-	-	-	-	-	-	-	-	-	-	-	-	-	-	-	-	-
TPE3263	0.50-	150131-15	29/01/2015	31/01/2015	11/02/2015	-	-	-	-	-	-	-	-	-	Not Detected	Kevin Gill	-	-	-	-	-	-	-	-	Not Detected	0	Not Detected	10/02/15	Not Detected	Not Detected	Not Detected	Not Detected
TPE3263	1.40-	150131-15	29/01/2015	31/01/2015	10/02/2015	-	-	-	-	-	-	-	-	-	-	-	-	-	-	-	-	-	-	-	-	-	-	-	-	-	-	-
TPE3268	0.50-	150121-48	16/01/2015	21/01/2015	29/01/2015	-	-	-	-	-	-	-	-	-	Not Detected	Lauren Sargeant	-	-	-	-	-	-	-	-	Not Detected	0	Not Detected	29/01/15	Not Detected	Not Detected	Not Detected	Not Detected
TPE3268	1.50-	150121-48	16/01/2015	21/01/2015	29/01/2015	-	-	-	-	-	-	-	-	-	-	-	-	-	-	-	-	-	-	-	-	-	-	-	-	-	-	-
TPE3268	2.50-	150121-48	16/01/2015	21/01/2015	29/01/2015	-	-	-	-	-	-	-	-	-	-	-	-	-	-	-	-	-	-	-	-	-	-	-	-	-	-	-
TPE3269	0.50-	150122-73	16/01/2015	22/01/2015	29/01/2015	-	-	-	-	-	-	-	-	-	Not Detected	Kevin Gill	-	-	-	-	-	-	-	-	Not Detected	0	Not Detected	29/1/15	Not Detected	Not Detected	Not Detected	Not Detected
TPE3269	1.50-	150122-73	16/01/2015	22/01/2015	29/01/2015	-	-	-	-	-	-	-	-	-	-	-	-	-	-	-	-	-	-	-	-	-	-	-	-	-	-	-
TPE3270	1.00-	150119-1	15/01/2015	19/01/2015	27/01/2015	-	-	-	-	-	-	-	-	-	Not Detected	Chris Swindells	-	-	-	-	-	-	-	-	Not Detected	0	Not Detected	26/01/2015	Not Detected	Not Detected	Not Detected	Not Detected
TPE3271	0.50-	150119-1	15/01/2015	19/01/2015	27/01/2015	-	-	-	-	-	-	-	-	-	Not Detected	Jon Postlewhite	-	-	-	-	-	-	-	-	Not Detected	0	Not Detected	26/01/2015	Not Detected	Not Detected	Not Detected	Not Detected
TPE3272	0.50-	150131-15	29/01/2015	31/01/2015	11/02/2015	-	-	-	-	-	-	-	-	-	Not Detected	Jon Postlewhite	-	-	-	-	-	-	-	-	Not Detected	0	Not Detected	10/02/15	Not Detected	Not Detected	Not Detected	Not Detected
TPE3272	1.50-	150131-15	29/01/2015	31/01/2015	10/02/2015	-	-	-	-	-	-	-	-	-	-	-	-	-	-	-	-	-	-	-	-	-	-	-	-	-	-	-
TPE3273	0.50-	150131-15	29/01/2015	31/01/2015	11/02/2015	-	-	-	-	-	-	-	-	-	Not Detected	Jon Postlewhite	-	-	-	-	-	-	-	-	Not Detected	0	Not Detected	10/02/15	Not Detected	Not Detected	Not Detected	Not Detected
TPE3280	0.50-	150111-1	08/01/2015	11/01/2015	17/02/2015	-	-	-	-	-	-	-	None	-	Detected	Jon Postlewhite	N/C	-	-	-	0.0011	-	<0.001	0.0015	-	Not Detected	Asbestos fibres in soi	Detected	19/01/15	Not Detected	Not Detected	Not Detected	Not Detected
TPE3280	1.50-	150111-1	08/01/2015	11/01/2015	16/01/2015	-	-	-	-	-	-	-	-	-	-	-	-	-	-	-	-	-	-	-	-	-	-	-	-	-	-	-
TPE3282	0.50-	150108-70	06/01/2015	08/01/2015	15/01/2015	-	-	-	-	-	-	-	-	-	Not Detected	Kevin Hughes	-	-	-	-	-	-	-	-	Not Detected	0	Not Detected	14/01/2015	Not Detected	Not Detected	Not Detected	Not Detected
TPE3282	1.50-	150108-70	06/01/2015	08/01/2015	14/01/2015	-	-	-	-	-	-	-	-	-	-	-	-	-	-	-	-	-	-	-	-	-	-	-	-	-	-	-
TPE3283	0.50-	150108-70	06/01/2015	08/01/2015	11/02/2015	-	-	-	-	-	-	-	None	-	Not Detected	Kevin Hughes	N/C	-	-	-	-	<0.001	-	<0.001	<0.001	-	Detected	Asbestos fibres in soi	Not Detected	14/01/2015	Not Detected	Not Detected	Not Detected	Not Detected
TPE3283	1.50-	150108-70	06/01/2015	08/01/2015	14/01/2015	-	-	-	-	-	-	-	-	-	-	-	-	-	-	-	-	-	-	-	-	-	-	-	-	-	-	-
TPE3283	2.50-	150108-70	06/01/2015	08/01/2015	15/01/2015	-	-	-	-	-	-	-	-	-	-	-	-	-	-	-	-	-	-	-	-	-	-	-	-	-	-	-
TPE3283	3.50-	150108-70	06/01/2015	08/01/2015	14/01/2015	-	-	-	-	-	-	-	-	-	-	-	-	-	-	-	-	-	-	-	-	-	-	-	-	-	-	-
TPE3311	0.50-	150108-72	07/01/2015	08/01/2015	16/01/2015	-	-	-	-	-	-	-	-	-	Not Detected	Chris Swindells	-	-	-	-	-	-	-	-	Not Detected	0	Not Detected	14/01/2015	Not Detected	Not Detected	Not Detected	Not Detected
TPE3311	1.50-	150108-72	07/01/2015	08/01/2015	15/01/2015	-	-	-	-	-	-	-	-	-	-	-	-	-	-	-	-	-	-	-	-	-	-	-	-	-	-	-
TPE3312	0.50-	150108-72	07/01/2015	08/01/2015	12/02/2015	-	-	-	-	-	-	-	None	-	Not Detected	Kevin Gill	N/C	-	-	-	-	<0.001	-	<0.001	<0.001	-	Detected	Loose ACM debris	Not Detected	14/01/2015	Not Detected	Not Detected	Not Detected	Not Detected
TPE3312	1.50-	150108-72	07/01/2015	08/01/2015	15/01/2015	-	-	-	-	-	-	-	-	-	-	-	-	-	-	-	-	-	-	-	-	-	-	-	-	-	-	-
TPE3314	0.50-	150108-72	07/01/2015	08/01/2015	15/01/2015	-	-	-	-	-	-	-	-	-	Not Detected	Chris Swindells	-	-	-	-	-	-	-	-	Not Detected	0	Not Detected	14/01/2015	Not Detected	Not Detected	Not Detected	Not Detected
TPE3314	1.50-	150108-72	07/01/2015	08/01/2015	13/01/2015	-	-	-	-	-	-	-	-	-	-	-	-	-	-	-	-	-	-	-	-	-	-	-	-	-	-	-
TPE3314	2.50-	150108-72	07/01/2015	08/01/2015	14/01/2015	-	-	-	-	-	-	-	-	-	-	-	-	-	-	-	-	-	-	-	-	-	-	-	-	-	-	-
TPE3315	0.50-	150111-1	08/01/2015	11/01/2015	17/02/2015	-	-	-	-	-	-	-	None	-	Detected	Jon Postlewhite	fibres present	-	-	-	-	<0.001	-	<0.001	<0.001	-	Not Detected	Asbestos fibres in soi	Not Detected	19/01/15	Not Detected	Not Detected	Not Detected	Not Detected
TPE3315	1.50-	150111-1	08/01/2015	11/01/2015	16/01/2015	-	-	-	-	-	-	-	-	-	-	-	-	-	-	-	-	-	-	-	-	-	-	-	-	-	-	-
TPE3316	0.50-	150111-1	08/01/2015	11/01/2015	17/02/2015	-	-	-	-	-	-	-	Amosite	-	Not Detected	Chris Swindells	Asbestos fibres in soi	-	-	-	0.0012	-	<0.001	0.0012	-	Detected	Asbestos fibres in soi	Not Detected	19/01/15	Not Detected	Not Detected	Not Detected	Not Detected
TPE3316	1.50-	150111-1	08/01/2015	11/01/2015	15/01/2015	-	-	-	-	-	-	-	-	-	-	-	-	-	-	-	-	-	-	-	-	-	-	-	-	-	-	-
TPE3316	2.50-	150111-1	08/01/2015	11/01/2015	14/01/2015	-	-	-	-	-	-	-	-	-	-	-	-	-	-	-	-	-	-	-	-	-	-	-	-	-	-	-
TPE3320	0.50-	150131-15	29/01/2015	31/01/2015	11/02/2015	-	-	-	-	-	-	-	-	-	Not Detected	Jon Postlewhite	-	-	-	-	-	-	-	-	Not Detected	0	Not Detected	10/02/15	Not Detected	Not Detected	Not Detected	Not Detected
TPE3320	1.50-	150131-15	29/01/2015	31/01/2015	10/02/2015	-	-	-	-	-	-	-	-	-	-	-	-	-	-	-	-	-	-	-	-	-	-	-	-	-	-	-
TPE3320	2.50-	150131-15	29/01/2015	31/01/2015	10/02/2015	-	-	-	-	-	-	-	-	-	-	-	-	-	-	-	-	-	-	-	-	-	-	-	-	-	-	-
TPE3321	0.50-	150131-15	29/01/2015	31/01/2015	11/02/2015	-	-	-	-	-	-	-	-	-	Not Detected	Kevin Gill	-	-	-	-	-	-	-	-	Not Detected	0	Not Detected	10/02/15	Not Detected	Not Detected	Not Detected	Not Detected
TPE3321	1.50-	150131-15	29/01/2015	31/01/2015	10/02/2015	-	-	-	-	-	-	-	-	-	-	-	-	-	-	-	-	-	-	-	-	-	-	-	-	-	-	-
TPE3322	0.50-	150131-15	29/01/2015	31/01/2015	11/02/2015	-	-	-	-	-	-	-	-	-	Not Detected	Jon Postlewhite	-	-	-	-	-	-	-	-	Not Detected	0	Not Detected	10/02/15	Not Detected	Not Detected	Not Detected	Not Detected
TPE3322	1.50-	150131-15	29/01/2015	31/01/2015	10/02/2015	-	-	-	-	-	-	-	-	-	-	-	-	-	-	-	-	-	-	-	-	-	-	-	-	-	-	-
TPE3323	0.50-	150119-1	15/01/2015	19/01/2015	27/01/2015	-	-	-	-	-	-	-	-	-	Not Detected	Jon Postlewhite	-	-	-	-	-	-	-	-	Not Detected	0	Not Detected	26/01/2015	Not Detected	Not Detected	Not Detected	Not Detected
TPE3325	1.00-	150119-1	15/01/2015	19/01/2015	27/01/2015	-	-	-	-	-	-	-	-	-	Not Detected	Jon Postlewhite	-	-	-	-	-	-	-	-	Not Detected	0	Not Detected	26/01/2015	Not Detected	Not Detected	Not Detected	Not Detected
TPE3326	0.50-	150119-1	15/01/2015	19/01/2015	19/02/2015	-	-	-	-	-	-	-	None	-	Not Detected	Chris Swindells	N/C	-	-	-	-	<0.001	-	<0.001	<0.001	-	Detected	Asbestos fibres in soi	Not Detected	26/01/2015	Not Detected	Not Detected	Not Detected	Not Detected
TPE3326	1.50-	150119-1	15/01/2015	19/01/2015	26/01/2015	-	-	-	-	-	-	-	-	-	-	-	-	-	-	-	-	-	-	-	-	-	-	-	-	-	-	-
TPE3327	0.50-	150131-15	29/01/2015	31/01/2015	18/03/2015	-	-	-	-	-	-	-	None	-	Detected	Kevin Gill	N/C	-	-	-	-	0.0026	-	<0.001	0.0028	-	Detected	Loose ACM debris	Not Detected	10/02/15	Not Detected	Not Detected	Not Detected	Not Detected
TPE3327	1.50-	150131-15	29/01/2015	31/01/2015	11/02/2015	-	-	-	-	-	-	-	-	-	-	-	-	-	-	-	-	-	-	-	-	-	-	-	-	-	-	-
TPE3327	2.60-	150131-15	29/01/2015	31/01/2015	11/02/2015	-	-	-	-	-	-	-	-	-	-	-	-	-	-	-	-	-	-	-	-	-	-	-	-	-	-	-
TPE3327	3.70-	150131-15	29/01/2015	31/01/2015	10/02/2015	-	-	-	-	-	-	-	-	-	-	-	-	-	-	-	-	-	-	-	-	-	-	-	-	-	-	-
TPE3356	0.50-	150119-2	14/01/2015	19/01/2015	03/03/2015	-	-	-	-	-	-	-	None	-	Not Detected	Chris Swindells	N/C	-	-	-	-	0.0059	-	<0.001	0.0061	-	Detected	Asbestos fibres in soi	Not Detected	27/1/15	Not Detected	Not Detected	Not Detected	Not Detected
TPE3356	1.50-	150119-2	14/01/2015	19/01/2015	26/01/2015	-	-	-	-	-	-	-	-	-	-	-	-	-	-	-	-	-	-	-	-	-	-	-	-	-	-	-
TPE3356	2.50-	150119-2	14/01/2015	19/01/2015	26/01/2015	-	-	-	-	-	-	-	-	-	-	-	-	-	-	-	-	-	-	-	-	-	-	-	-	-	-	-
TPE3357	0.50-	150119-2	14/01/2015	19/01/2015	03/03/2015	-	-	-	-	-	-	-	osite and Crocidolite	-	Not Detected	Chris Swindells	Asbestos fibres in soi	-	-	-	0.0018	-	<0.001	0.0022	-	Detected	Asbestos fibres in soi	Not Detected	27/1/15	Not Detected	Not Detected	Not Detected	Not Detected
TPE3357	1.50-	150119-2	14/01/2015	19/01/2015	26/01/2015	-	-	-	-	-	-	-	-	-	-	-	-	-	-	-	-	-	-	-	-	-	-	-	-	-	-	-
TPE3357	2.50-	150119-2	14/01/2015	19/01/2015	26/01/2015	-	-	-	-	-	-	-	-	-	-	-	-	-	-	-	-	-	-	-	-	-	-	-	-	-	-	-
TPE3358	0.50-	150119-1	15/01/2015	19/01/2015	27/01/2015	-	-	-	-	-	-	-	-	-	Not Detected	Chris Swindells	-	-	-	-	-	-	-	-	Not Detected	0	Not Detected	26/01/2015	Not Detected	Not Detected	Not Detected	Not Detected
TPE3358	1.50-	150119-1	15/01/2015	19/01/2015	22/01/2015	-	-	-	-	-	-	-	-	-	-	-	-	-	-	-	-	-	-	-	-	-	-	-	-	-	-	-
TPE3359	0.50-	150119-1	15/01/2015	19/01/2015	27/01/2015	-	-	-	-	-	-	-	-	-	Not Detected	Jon Postlewhite	-	-	-	-	-	-	-	-	Not Detected	0	Not Detected	26/01/2015	Not Detected	Not Detected	Not Detected	Not Detected
TPE3359	1.50-	150119-1	15/01/2015	19/01/2015	22/01/2015	-	-	-	-	-	-	-	-	-	-	-	-	-	-	-	-	-	-	-	-	-	-	-	-	-	-	-
TPE3360	0.50-	150119-1	15/01/2015	19/01/2015	27/01/2015	-	-	-	-	-	-	-	-	-	Not Detected	Chris Swindells	-	-	-	-	-	-	-	-	Not Detected	0	Not Detected	26/01/2015	Not Detected	Not Detected	Not Detected	Not Detected
TPE3360	1.50-	150119-1	15/01/2015	19/01/2015	27/01/2015	-	-	-	-	-	-	-	-	-	-	-	-	-	-	-	-	-	-	-	-	-	-	-	-	-	-	-

Monitor Phase 69

Excavation
No furter action

Trial Pit	Sample Depth	SDG ID.	Date Sampled	Received On	Date Complete **Commercial >1m**	Actinolite*	Amosite*	Anthophyllite*	Chrysotile*	Crocidolite*	Non-Asbestos Fibres Detected	Tremolite*	Additional Asbestos Components (Using TM048)	Additional Asbestos Components (Using TM048)	Amosite (Brown) Asbestos	Analysed By	Analysts Comments	Analysts Comments	Asbestos Quantification - Detailed Gravimetric - %	Asbestos Quantification - Gravimetric - %	Asbestos Quantification - Gravimetric - %	Asbestos Quantification - PCOM Evaluation - %	Asbestos Quantification - Total - %	Asbestos Quantification - Total - %	Chrysotile (White) Asbestos	Comments	Crocidolite (Blue) Asbestos	Date of Analysis	Fibrous Actinolite	Fibrous Anthophyllite	Fibrous Tremolite	Non-Asbestos Fibre
						-	-	-	-	-	-	-	-	-	-	-	-	-	%	%	%	%	%	%	-	-	-	-	-	-	-	-
TPE3361	0.50-	150119-1	15/01/2015	19/01/2015	20/02/2015	-	-	-	-	-	-	-	Loose fibres in soil)	-	Not Detected	hris Swindells		N/C	-	-	0.0016	-	<0.001	0.0017	-	Detected	e fibres in soi	Not Detected	26/01/2015	Not Detected	Not Detected	Not Detected	Not Detected
TPE3361	1.50-	150119-1	15/01/2015	19/01/2015	26/01/2015	-	-	-	-	-	-	-	-	-	-	-	-	-	-	-	-	-	-	-	-	-	-	-	-	-	-	-
TPE3362	0.50-	150131-15	29/01/2015	31/01/2015	11/02/2015	-	-	-	-	-	-	-	-	-	Not Detected	Kevin Gill		-	-	-	-	-	-	-	-	Not Detected	0	Not Detected	10/02/15	Not Detected	Not Detected	Not Detected	Not Detected
TPE3363	0.50-	150131-15	29/01/2015	31/01/2015	11/02/2015	-	-	-	-	-	-	-	-	-	Not Detected	hris Swindells		-	-	-	-	-	-	-	-	Not Detected	0	Not Detected	10/02/15	Not Detected	Not Detected	Not Detected	Not Detected
TPE3363	1.50-	150131-15	29/01/2015	31/01/2015	10/02/2015	-	-	-	-	-	-	-	-	-	-	-		-	-	-	-	-	-	-	-	-	-	-	-	-	-	-
TPE3364	0.50-	150131-15	29/01/2015	31/01/2015	11/02/2015	-	-	-	-	-	-	-	-	-	Not Detected	Kevin Gill		-	-	-	-	-	-	-	-	Not Detected	0	Not Detected	10/02/15	Not Detected	Not Detected	Not Detected	Not Detected
TPE3364	1.50-	150131-15	29/01/2015	31/01/2015	10/02/2015	-	-	-	-	-	-	-	-	-	-	-		-	-	-	-	-	-	-	-	-	-	-	-	-	-	-
TPE3366	0.50-	150111-1	08/01/2015	11/01/2015	19/01/2015	-	-	-	-	-	-	-	-	-	Not Detected	hris Swindells		-	-	-	-	-	-	-	-	Not Detected	0	Not Detected	19/01/15	Not Detected	Not Detected	Not Detected	Not Detected
TPE3366	1.50-	150111-1	08/01/2015	11/01/2015	15/01/2015	-	-	-	-	-	-	-	-	-	-	-		-	-	-	-	-	-	-	-	-	-	-	-	-	-	-
TPE3366	2.50-	150111-1	08/01/2015	11/01/2015	16/01/2015	-	-	-	-	-	-	-	-	-	-	-		-	-	-	-	-	-	-	-	-	-	-	-	-	-	-
TPE3367	0.50-	150111-1	08/01/2015	11/01/2015	19/01/2015	-	-	-	-	-	-	-	-	-	Not Detected	hris Swindells		-	-	-	-	-	-	-	-	Not Detected	0	Not Detected	19/01/15	Not Detected	Not Detected	Not Detected	Not Detected
TPE3367	1.50-	150111-1	08/01/2015	11/01/2015	16/01/2015	-	-	-	-	-	-	-	-	-	-	-		-	-	-	-	-	-	-	-	-	-	-	-	-	-	-
TPE3367	2.50-	150111-1	08/01/2015	11/01/2015	20/01/2015	-	-	-	-	-	-	-	-	-	-	-		-	-	-	-	-	-	-	-	-	-	-	-	-	-	-
TPE3368	0.50-	150111-1	08/01/2015	11/01/2015	19/01/2015	-	-	-	-	-	-	-	-	-	Not Detected	dn Postlewhite		-	-	-	-	-	-	-	-	Not Detected	0	Not Detected	19/01/15	Not Detected	Not Detected	Not Detected	Not Detected
TPE3368	1.50-	150111-1	08/01/2015	11/01/2015	15/01/2015	-	-	-	-	-	-	-	-	-	-	-		-	-	-	-	-	-	-	-	-	-	-	-	-	-	-
TPE3369	0.50-	150111-1	08/01/2015	11/01/2015	19/01/2015	-	-	-	-	-	-	-	-	-	Not Detected	dn Postlewhite		-	-	-	-	-	-	-	-	Not Detected	0	Not Detected	19/01/15	Not Detected	Not Detected	Not Detected	Not Detected
TPE3369	1.50-	150111-1	08/01/2015	11/01/2015	15/01/2015	-	-	-	-	-	-	-	-	-	-	-		-	-	-	-	-	-	-	-	-	-	-	-	-	-	-
TPE3370	0.50-	150111-1	08/01/2015	11/01/2015	19/01/2015	-	-	-	-	-	-	-	-	-	Not Detected	hris Swindells		-	-	-	-	-	-	-	-	Not Detected	0	Not Detected	19/01/15	Not Detected	Not Detected	Not Detected	Not Detected
TPE3370	1.50-	150111-1	08/01/2015	11/01/2015	16/01/2015	-	-	-	-	-	-	-	-	-	-	-		-	-	-	-	-	-	-	-	-	-	-	-	-	-	-
TPE3370	2.50-	150111-1	08/01/2015	11/01/2015	14/01/2015	-	-	-	-	-	-	-	-	-	-	-		-	-	-	-	-	-	-	-	-	-	-	-	-	-	-
TPE3371	1.00-	150108-72	07/01/2015	08/01/2015	15/01/2015	-	-	-	-	-	-	-	-	-	Not Detected	Kevin Gill		-	-	-	-	-	-	-	-	Not Detected	0	Not Detected	14/01/2015	Not Detected	Not Detected	Not Detected	Not Detected
TPE3371	2.00-	150108-72	07/01/2015	08/01/2015	15/01/2015	-	-	-	-	-	-	-	-	-	-	-		-	-	-	-	-	-	-	-	-	-	-	-	-	-	-
TPE3371	3.00-	150108-72	07/01/2015	08/01/2015	14/01/2015	-	-	-	-	-	-	-	-	-	-	-		-	-	-	-	-	-	-	-	-	-	-	-	-	-	-
TPE3400	0.50-	150111-1	08/01/2015	11/01/2015	19/01/2015	-	-	-	-	-	-	-	-	-	Not Detected	dn Postlewhite		-	-	-	-	-	-	-	-	Not Detected	0	Not Detected	19/01/15	Not Detected	Not Detected	Not Detected	Not Detected
TPE3400	1.50-	150111-1	08/01/2015	11/01/2015	14/01/2015	-	-	-	-	-	-	-	-	-	-	-		-	-	-	-	-	-	-	-	-	-	-	-	-	-	-
TPE3401	0.50-	150111-1	08/01/2015	11/01/2015	19/01/2015	-	-	-	-	-	-	-	-	-	Not Detected	dn Postlewhite		-	-	-	-	-	-	-	-	Not Detected	0	Not Detected	19/01/15	Not Detected	Not Detected	Not Detected	Not Detected
TPE3401	1.50-	150111-1	08/01/2015	11/01/2015	15/01/2015	-	-	-	-	-	-	-	-	-	-	-		-	-	-	-	-	-	-	-	-	-	-	-	-	-	-
TPE3402	0.50-	150119-2	14/01/2015	19/01/2015	27/01/2015	-	-	-	-	-	-	-	-	-	Not Detected	hris Swindells		-	-	-	-	-	-	-	-	Not Detected	0	Not Detected	27/1/15	Not Detected	Not Detected	Not Detected	Not Detected
TPE3402	1.50-	150119-2	14/01/2015	19/01/2015	27/01/2015	-	-	-	-	-	-	-	-	-	-	-		-	-	-	-	-	-	-	-	-	-	-	-	-	-	-
TPE3402	2.50-	150119-2	14/01/2015	19/01/2015	26/01/2015	-	-	-	-	-	-	-	-	-	-	-		-	-	-	-	-	-	-	-	-	-	-	-	-	-	-
TPE3403	1.00-	150119-2	14/01/2015	19/01/2015	27/01/2015	-	-	-	-	-	-	-	-	-	Not Detected	dcca Rawlings		-	-	-	-	-	-	-	-	Not Detected	0	Not Detected	27/1/15	Not Detected	Not Detected	Not Detected	Not Detected
TPE3403	2.00-	150119-2	14/01/2015	19/01/2015	26/01/2015	-	-	-	-	-	-	-	-	-	-	-		-	-	-	-	-	-	-	-	-	-	-	-	-	-	-
TPE3405	0.50-	150131-15	29/01/2015	31/01/2015	18/03/2015	-	-	-	-	-	-	-	None	-	Detected	dcca Rawlings		N/C	-	-	0.002	-	<0.001	0.0024	-	Not Detecte	de fibres in soil	Not Detected	11/02/15	Not Detected	Not Detected	Not Detected	Not Detected
TPE3405	1.50-	150131-15	29/01/2015	31/01/2015	10/02/2015	-	-	-	-	-	-	-	-	-	-	-		-	-	-	-	-	-	-	-	-	-	-	-	-	-	-
TPE3406	0.50-	150119-1	15/01/2015	19/01/2015	27/01/2015	-	-	-	-	-	-	-	-	-	Not Detected	hris Swindells		-	-	-	-	-	-	-	-	Not Detected	0	Not Detected	26/01/2015	Not Detected	Not Detected	Not Detected	Not Detected
TPE3406	1.50-	150119-1	15/01/2015	19/01/2015	22/01/2015	-	-	-	-	-	-	-	-	-	-	-		-	-	-	-	-	-	-	-	-	-	-	-	-	-	-
TPE3407	0.50-	150119-1	15/01/2015	19/01/2015	20/02/2015	-	-	-	-	-	-	-	osite and Crocidolite	-	Not Detected	dn Postlewhite	e fibres in soi		-	-	0.0013	-	<0.001	0.0016	-	Detected	e fibres in soi	Not Detected	26/01/2015	Not Detected	Not Detected	Not Detected	Not Detected
TPE3407	1.50-	150119-1	15/01/2015	19/01/2015	26/01/2015	-	-	-	-	-	-	-	-	-	-	-		-	-	-	-	-	-	-	-	-	-	-	-	-	-	-
TPE3450	0.50-	150119-1	15/01/2015	19/01/2015	27/01/2015	-	-	-	-	-	-	-	-	-	Not Detected	dn Postlewhite		-	-	-	-	-	-	-	-	Not Detected	0	Not Detected	26/01/2015	Not Detected	Not Detected	Not Detected	Not Detected
TPE3450	1.50-	150119-1	15/01/2015	19/01/2015	27/01/2015	-	-	-	-	-	-	-	-	-	-	-		-	-	-	-	-	-	-	-	-	-	-	-	-	-	-
TPE3451	0.50-	150119-1	15/01/2015	19/01/2015	27/01/2015	-	-	-	-	-	-	-	-	-	Not Detected	hris Swindells		-	-	-	-	-	-	-	-	Not Detected	0	Not Detected	26/01/2015	Not Detected	Not Detected	Not Detected	Not Detected
TPE3451	1.50-	150119-1	15/01/2015	19/01/2015	26/01/2015	-	-	-	-	-	-	-	-	-	-	-		-	-	-	-	-	-	-	-	-	-	-	-	-	-	-
TPE3453	0.50-	150211-33	09/02/2015	11/02/2015	07/04/2015	-	-	-	-	-	-	-	Loose fibres in soil)	-	Not Detected	Kevin Gill		N/C	-	-	0.0116	-	0.0011	0.0127	-	Detected	e fibres in soi	Detected	20/02/15	Not Detected	Not Detected	Not Detected	Not Detected
TPE3453	1.50-	150211-33	09/02/2015	11/02/2015	19/02/2015	-	-	-	-	-	-	-	-	-	-	-		-	-	-	-	-	-	-	-	-	-	-	-	-	-	-
TPE3453	2.50-	150211-33	09/02/2015	11/02/2015	19/02/2015	-	-	-	-	-	-	-	-	-	-	-		-	-	-	-	-	-	-	-	-	-	-	-	-	-	-
TPE3454	0.50-	150114-65	09/01/2015	14/01/2015	17/02/2015	-	-	-	-	-	-	-	Crocidolite	-	Detected	Kevin Hughes	e fibres in soi		-	-	0.007	-	<0.001	0.007	-	Detected	e fibres in soi	Not Detected	21/01/2015	Not Detected	Not Detected	Not Detected	Not Detected
TPE3454	1.50-	150114-65	09/01/2015	14/01/2015	20/01/2015	-	-	-	-	-	-	-	-	-	-	-		-	-	-	-	-	-	-	-	-	-	-	-	-	-	-
TPE3454	2.50-	150114-65	09/01/2015	14/01/2015	20/01/2015	-	-	-	-	-	-	-	-	-	-	-		-	-	-	-	-	-	-	-	-	-	-	-	-	-	-
TPE3454	3.50-	150114-65	09/01/2015	14/01/2015	20/01/2015	-	-	-	-	-	-	-	-	-	-	-		-	-	-	-	-	-	-	-	-	-	-	-	-	-	-
TPE3455	0.50-	150114-65	09/01/2015	16/01/2015	28/01/2015	-	-	-	-	-	-	-	-	-	Not Detected	dn Postlewhite		-	-	-	-	-	-	-	-	Not Detected	0	Not Detected	27/1/15	Not Detected	Not Detected	Not Detected	Not Detected
TPE3455	1.50-	150114-65	09/01/2015	16/01/2015	28/01/2015	-	-	-	-	-	-	-	-	-	-	-		-	-	-	-	-	-	-	-	-	-	-	-	-	-	-
TPE3456	0.50-	150116-7	13/01/2015	16/01/2015	02/03/2015	-	-	-	-	-	-	-	None	-	Not Detected	dn Postlewhite		N/C	-	-	0.0033	-	<0.001	0.0035	-	Detected	e fibres in soi	Not Detected	23/01/15	Not Detected	Not Detected	Not Detected	Not Detected
TPE3456	1.50-	150116-7	13/01/2015	16/01/2015	26/01/2015	-	-	-	-	-	-	-	-	-	-	-		-	-	-	-	-	-	-	-	-	-	-	-	-	-	-
TPE3457	0.50-	150116-7	13/01/2015	16/01/2015	23/01/2015	-	-	-	-	-	-	-	-	-	Not Detected	hris Swindells		-	-	-	-	-	-	-	-	Not Detected	0	Not Detected	23/01/15	Not Detected	Not Detected	Not Detected	Not Detected
TPE3457	1.50-	150116-7	13/01/2015	16/01/2015	26/01/2015	-	-	-	-	-	-	-	-	-	-	-		-	-	-	-	-	-	-	-	-	-	-	-	-	-	-
TPE3458	1.00-	150119-2	14/01/2015	19/01/2015	27/01/2015	-	-	-	-	-	-	-	-	-	Not Detected	hris Swindells		-	-	-	-	-	-	-	-	Not Detected	0	Not Detected	27/1/15	Not Detected	Not Detected	Not Detected	Not Detected
TPE3458	2.00-	150119-2	14/01/2015	19/01/2015	27/01/2015	-	-	-	-	-	-	-	-	-	-	-		-	-	-	-	-	-	-	-	-	-	-	-	-	-	-
TPE3459	0.50-	150119-2	14/01/2015	19/01/2015	27/01/2015	-	-	-	-	-	-	-	-	-	Not Detected	dn Postlewhite		-	-	-	-	-	-	-	-	Not Detected	0	Not Detected	27/1/15	Not Detected	Not Detected	Not Detected	Not Detected
TPE3459	1.50-	150119-2	14/01/2015	19/01/2015	27/01/2015	-	-	-	-	-	-	-	-	-	-	-		-	-	-	-	-	-	-	-	-	-	-	-	-	-	-
TPE3489	1.00-	150119-2	14/01/2015	19/01/2015	27/01/2015	-	-	-	-	-	-	-	-	-	Not Detected	uren Sargean		-	-	-	-	-	-	-	-	Not Detected	0	Not Detected	27/1/15	Not Detected	Not Detected	Not Detected	Not Detected
TPE3489	2.00-	150119-2	14/01/2015	19/01/2015	26/01/2015	-	-	-	-	-	-	-	-	-	-	-		-	-	-	-	-	-	-	-	-	-	-	-	-	-	-
TPE3490	0.50-	150119-2	14/01/2015	19/01/2015	27/01/2015	-	-	-	-	-	-	-	-	-	Not Detected	dn Postlewhite		-	-	-	-	-	-	-	-	Not Detected	0	Not Detected	27/1/15	Not Detected	Not Detected	Not Detected	Not Detected
TPE3490	1.50-	150119-2	14/01/2015	19/01/2015	27/01/2015	-	-	-	-	-	-	-	-	-	-	-		-	-	-	-	-	-	-	-	-	-	-	-	-	-	-
TPE3490	2.50-	150119-2	14/01/2015	19/01/2015	27/01/2015	-	-	-	-	-	-	-	-	-	-	-		-	-	-	-	-	-	-	-	-	-	-	-	-	-	-
TPE3491	0.50-	150116-6	12/01/2015	16/01/2015	19/02/2015	-	-	-	-	-	-	-	None	-	Not Detected	hris Swindells		N/C	-	-	<0.001	-	<0.001	<0.001	-	Detected	g ACM debri	Not Detected	23/1/15	Not Detected	Not Detected	Not Detected	Not Detected
TPE3491	1.50-	150116-6	12/01/2015	16/01/2015	20/01/2015	-	-	-	-	-	-	-	-	-	-	-		-	-	-	-	-	-	-	-	-	-	-	-	-	-	-
TPE3545	0.50-	150111-1	08/01/2015	11/01/2015	19/01/2015	-	-	-	-	-	-	-	-	-	Not Detected	dn Postlewhite		-	-	-	-	-	-	-	-	Not Detected	0	Not Detected	19/01/15	Not Detected	Not Detected	Not Detected	Not Detected
TPE3546	0.50-	150114-65	09/01/2015	14/01/2015	22/01/2015	-	-	-	-	-	-	-	-	-	Not Detected	hris Swindells		-	-	-	-	-	-	-	-	Not Detected	0	Not Detected	21/01/2015	Not Detected	Not Detected	Not Detected	Not Detected
TPE3546	1.50-	150114-65	09/01/2015	14/01/2015	20/01/2015	-	-	-	-	-	-	-	-	-	-	-		-	-	-	-	-	-	-	-	-	-	-	-	-	-	-
TPE3547	0.50-	150114-65	09/01/2015	14/01/2015	22/01/2015	-	-	-	-	-	-	-	-	-	Not Detected	dn Postlewhite		-	-	-	-	-	-	-	-	Not Detected	0	Not Detected	21/01/2015	Not Detected	Not Detected	Not Detected	Not Detected
TPE3548	0.50-	150114-65	09/01/2015	14/01/2015	16/02/2015	-	-	-	-	-	-	-	None	-	Not Detected	Kevin Hughes		N/C	-	-	<0.001	-	<0.001	<0.001	-	Detected	e fibres in soi	Not Detected	21/01/2015	Not Detected	Not Detected	Not Detected	Not Detected
TPE3548	1.50-	150114-65	09/01/2015	14/01/2015	18/01/2015	-	-	-	-	-	-	-	-	-	-	-		-	-	-	-	-	-	-	-	-	-	-	-	-	-	-
TPE3549	0.50-	150116-6	12/01/2015	16/01/2015	23/01/2015	-	-	-	-	-	-	-	-	-	Not Detected	dn Postlewhite		-	-	-	-	-	-	-	-	Not Detected	0	Not Detected	23/01/15	Not Detected	Not Detected	Not Detected	Not Detected
TPE3549	1.50-	150116-6	12/01/2015	16/01/2015	20/01/2015	-	-	-	-	-	-	-	-	-	-	-		-	-	-	-	-	-	-	-	-	-	-	-	-	-	-
TPE3549	2.50-	150116-6	12/01/2015	16/01/2015	20/01/2015	-	-	-	-	-	-	-	-	-	-	-		-	-	-	-	-	-	-	-	-	-	-	-	-	-	-
TPE3550	0.50-	150211-33	09/02/2015	11/02/2015	23/02/2015	-	-	-	-	-	-	-	-	-	Not Detected	hris Swindells		-	-	-	-	-	-	-	-	Not Detected	0	Not Detected	20/02/15	Not Detected	Not Detected	Not Detected	Not Detected
TPE3584	0.50-	150203-46	02/02/2015	03/02/2015	13/02/2015	-	-	-	-	-	-	-	-	-	Not Detected	Kevin Hughes		-	-	-	-	-	-	-	-	Not Detected	0	Not Detected	13/2/15	Not Detected	Not Detected	Not Detected	Not Detected
TPE3585	0.50-	150205-112	03/02/2015	05/02/2015	18/02/2015	-	-	-	-	-	-	-	-	-	Not Detected	Kevin Hughes		-	-	-	-	-	-	-	-	Not Detected	0	Not Detected	18/02/15	Not Detected	Not Detected	Not Detected	Not Detected
TPE3585	1.50-	150205-112	03/02/2015	05/02/2015	17/02/2015	-	-	-	-	-	-	-	-	-	-	-		-	-	-	-	-	-	-	-	-	-	-	-	-	-	-
TPE3586	0.50-	150205-112	03/02/2015	05/02/2015	18/02/2015	-	-	-	-	-	-	-	-	-	Not Detected	Kevin Hughes		-	-	-	-	-	-	-	-	Not Detected	0	Not Detected	18/02/15	Not Detected	Not Detected	Not Detected	Not Detected
TPE3586	1.50-	150205-112	03/02/2015	05/02/2015	17/02/2015	-	-	-	-	-	-	-	-	-	-	-		-	-	-	-	-	-	-	-	-	-	-	-	-	-	-
TPE3586	2.50-	150205-112	03/02/2015	05/02/2015	17/02/2015	-	-	-	-	-	-	-	-	-	-	-		-	-	-	-	-	-	-	-	-	-	-	-	-	-	-
TPE3636	0.50-	150114-65	09/01/2015	14/01/2015	22/01/2015	-	-	-	-	-	-	-	-	-	Not Detected	Kevin Hughes		-	-	-	-	-	-	-	-	Not Detected	0	Not Detected	21/01/2015	Not Detected	Not Detected	Not Detected	Not Detected
TPE3636	1.50-	150114-65	09/01/2015	14/01/2015	18/01/2015	-	-	-	-	-	-	-	-	-	-	-		-	-	-	-	-	-	-	-	-	-	-	-	-	-	-
TPE3636	2.50-	150114-65	09/01/2015	14/01/2015	20/01/2015	-	-	-	-	-	-	-	-	-	-	-		-	-	-	-	-	-	-	-	-	-	-	-	-	-	-
TPE3637	1.00-	150111-1	08/01/2015	11/01/2015	19/01/2015	-	-	-	-	-	-	-	-	-	Not Detected	dn Postlewhite		-	-	-	-	-	-	-	-	Not Detected	0	Not Detected	19/01/15	Not Detected	Not Detected	Not Detected	Not Detected
TPE3637	2.00-	150111-1	08/01/2015	11/01/2015	16/01/2015	-	-	-	-	-	-	-	-	-	-	-		-	-	-	-	-	-	-	-	-	-	-	-	-	-	-
TPE3638	0.50-	150111-1	08/01/2015	11/01/2015	19/01/2015	-	-	-	-	-	-	-	-	-	Not Detected	hris Swindells		-	-	-	-	-	-	-	-	Not Detected	0	Not Detected	19/01/15	Not Detected	Not Detected	Not Detected	Not Detected
TPE3638	1.50-	150111-1	08/01/2015	11/01/2015	16/01/2015	-	-	-	-	-	-	-	-	-	-	-		-	-	-	-	-	-	-	-	-	-	-	-	-	-	-
TPE3638	2.50-	150111-1	08/01/2015	11/01/2015	15/01/2015	-	-	-	-	-	-	-	-	-	-	-		-	-	-	-	-	-	-	-	-	-	-	-	-	-	-
TPE3639	0.50-	150111-1	08/01/2015	11/01/2015	19/01/2015	-	-	-	-	-	-	-	-	-	Not Detected	hris Swindells		-	-	-	-	-	-	-	-	Not Detected	0	Not Detected	19/01/15	Not Detected	Not Detected	Not Detected	Not Detected
TPE3639	1.50-	150111-1	08/01/2015	11/01/2015	16/01/2015	-	-	-	-	-	-	-	-	-	-	-		-	-	-	-	-	-	-	-	-	-	-	-	-	-	-
TPE3641	0.50-	150211-33	09/02/2015	11/02/2015	23/02/2015	-	-	-	-	-	-	-	-	-	Not Detected	Kevin Gill		-	-	-	-	-	-	-	-	Not Detected	0	Not Detected	20/02/15	Not Detected	Not Detected	Not Detected	Not Detected
TPE3641	1.50-	150211-33	09/02/2015	11/02/2015	19/02/2015	-	-	-	-	-	-	-	-	-	-	-		-	-	-	-	-	-	-	-	-	-	-	-	-	-	-
TPE3641	2.50-	150211-33	09/02/2015	11/02/2015	19/02/2015	-	-	-	-	-	-	-	-	-	-	-		-	-	-	-	-	-	-	-	-	-	-	-	-	-	-
TPE3642	0.50-	150203-46	02/02/2015	03/02/2015	26/03/2015	-	-	-	-	-	-	-	Loose fibres in soil)	-	Not Detected	Kevin Hughes		N/C	-	-	0.0051	-	<0.001	0.0058	-	Not Detecte	de fibres in soi	Detected	13/2/15	Not Detected	Not Detected	Not Detected	Not Detected
TPE3667	0.50-	150203-46	02/02/2015	03/02/2015	26/03/2015	-	-	-	-	-	-	-	None	-	Not Detected	dcca Rawlings	e fibres in soi	N/C	-	-	0.0021	-	<0.001	0.0022	-	Detected	e fibres in soi	Not Detected	13/2/15	Not Detected	Not Detected	Not Detected	Not Detected
TPE3667	1.50-	150203-46	02/02/2015	03/02/2015	11/02/2015	-	-	-	-	-	-	-	-	-	-	-		-	-	-	-	-	-	-	-	-	-	-	-	-	-	-
TPE3668	0.50-	150203-46	02/02/2015	03/02/2015	26/03/2015	-	-	-	-	-	-	-	None	-	Detected	dcca Rawlings		N/C	-	-	0.0018	-	<0.001	0.002	-	Detected	e fibres in soi	Detected	13/2/15	Not Detected	Not Detected	Not Detected	Not Detected
TPE3716	0.50-	150111-1	08/01/2015	11/01/2015	19/01/2015	-	-	-	-	-	-	-	-	-	Not Detected	hris Swindells		-	-	-	-	-	-	-	-	Not Detected	0	Not Detected	19/01/15	Not Detected	Not Detected	Not Detected	Not Detected
TPE3716	1.50-	150111-1	08/01/2015	11/01/2015	16/01/2015	-	-	-	-	-	-	-	-	-	-	-		-	-	-	-	-	-	-	-	-	-	-	-	-	-	-
TPE3718	0.50-	150203-46	02/02/2015	03/02/2015	13/02/2015	-	-	-	-	-	-	-	-	-	Not Detected	dn Postlewhite		-	-	-	-	-	-	-	-	Not Detected	0	Not Detected	12/2/15	Not Detected	Not Detected	Not Detected	Not Detected
TPE3718	1.50-	150203-46	02/02/2015	03/02/2015	10/02/2015	-	-	-	-	-	-	-	-	-	-	-		-	-	-	-	-	-	-	-	-	-	-	-	-	-	-
TPE3718	2.50-	150203-46	02/02/2015	03/02/2015	10/02/2015	-	-	-	-	-	-	-	-	-	-	-		-	-	-	-	-	-	-	-	-	-	-	-	-	-	-
TPE3719	0.50-	150203-46	02/02/2015	03/02/2015	26/03/2015	-	-	-	-	-	-	-	None	-	Detected	dcca Rawlings		N/C	-	-	<0.001	-	<0.001	0.0011	-	Detected	e fibres in soi	Detected	13/2/15	Not Detected	Not Detected	Not Detected	Not Detected

Monitor Phase 69

Excavation
No furter action

Trial Pit	Sample Depth	SDG ID.	Date Sampled	Received On	Date Complete	Actinolite*	Amosite*	Anthophyllite*	Chrysotile*	Crocidolite*	Non-Asbestos Fibres Detected	Tremolite*	Additional Asbestos Components (Using TM048)	Additional Asbestos Components (Using TM048)	Amosite (Brown) Asbestos	Analysed By	Analysts Comments	Analysts Comments	Asbestos Quantification - Detailed Gravimetric - %	Asbestos Quantification - Gravimetric - %	Asbestos Quantification - Gravimetric - %	Asbestos Quantification - PCOM Evaluation - %	Asbestos Quantification - Total - %	Asbestos Quantification - Total - %	Chrysotile (White) Asbestos	Comments	Crocidolite (Blue) Asbestos	Date of Analysis	Fibrous Actinolite	Fibrous Anthophyllite	Fibrous Tremolite	Non-Asbestos Fibre
				Commercial >1m		-	-	-	-	-	-	-	-	-	-	-	-	%	%	%	%	%	%	-	-	-	-	-	-	-	-	-
TPE3719	1.50-	150203-46	02/02/2015	03/02/2015	10/02/2015	-	-	-	-	-	-	-	-	-	-	-	-	-	-	-	-	-	-	-	-	-	-	-	-	-	-
TPE2293	0.50-	150309-45	05/03/2015	09/03/2015	02/04/2015	Not Detected	Not Detected	Not Detected	Not Detected	Not Detected	Not Detected	Not Detected	-	-	-	-	-	-	-	-	-	-	-	-	-	-	-	-	-	-	-
TPE2293	0.50-	150324-26	19/03/2015	24/03/2015	22/04/2015	Not Detected	Not Detected	Not Detected	Not Detected	Not Detected	Not Detected	Not Detected	-	-	-	-	-	-	-	-	-	-	-	-	-	-	-	-	-	-	-
TPE2293	1.50-	150309-45	05/03/2015	09/03/2015	01/04/2015	-	-	-	-	-	-	-	-	-	-	-	-	-	-	-	-	-	-	-	-	-	-	-	-	-	-
TPE2293	1.50-	150324-26	19/03/2015	24/03/2015	22/04/2015	-	-	-	-	-	-	-	-	-	-	-	-	-	-	-	-	-	-	-	-	-	-	-	-	-	-
TPE2293	2.50-	150324-26	19/03/2015	24/03/2015	22/04/2015	-	-	-	-	-	-	-	-	-	-	-	-	-	-	-	-	-	-	-	-	-	-	-	-	-	-
TPE2293	3.50-	150324-26	19/03/2015	24/03/2015	22/04/2015	-	-	-	-	-	-	-	-	-	-	-	-	-	-	-	-	-	-	-	-	-	-	-	-	-	-
TPE2581	0.50-	150309-45	05/03/2015	09/03/2015	02/04/2015	Not Detected	Not Detected	Not Detected	Not Detected	Not Detected	Not Detected	Not Detected	-	-	-	-	-	-	-	-	-	-	-	-	-	-	-	-	-	-	-
TPE2581	1.50-	150309-45	05/03/2015	09/03/2015	01/04/2015	-	-	-	-	-	-	-	-	-	-	-	-	-	-	-	-	-	-	-	-	-	-	-	-	-	-
TPE2581	2.50-	150309-45	05/03/2015	09/03/2015	01/04/2015	-	-	-	-	-	-	-	-	-	-	-	-	-	-	-	-	-	-	-	-	-	-	-	-	-	-
TPE2615	0.50-	150312-105	10/03/2015	12/03/2015	08/04/2015	-	-	-	-	-	-	-	-	-	Not Detected	ɔn Postlewhite	-	-	-	-	-	-	-	-	Detected	e fibres in soi	Not Detected	2/4/15	Not Detected	Not Detected	Not Detected	Not Detected
TPE2671	0.50-	150312-105	10/03/2015	12/03/2015	08/04/2015	-	-	-	-	-	-	-	-	-	Not Detected	fartin Cotterel	-	-	-	-	-	-	-	-	Not Detected	e fibres in soi	Detected	1/4/15	Not Detected	Not Detected	Not Detected	Not Detected
TPE2671	1.50-	150312-105	10/03/2015	12/03/2015	08/04/2015	-	-	-	-	-	-	-	-	-	-	-	-	-	-	-	-	-	-	-	-	-	-	-	-	-	-
TPE2671	2.50-	150312-105	10/03/2015	12/03/2015	01/04/2015	-	-	-	-	-	-	-	-	-	-	-	-	-	-	-	-	-	-	-	-	-	-	-	-	-	-
TPE2676	0.50-	150309-45	05/03/2015	09/03/2015	02/04/2015	Not Detected	Not Detected	Not Detected	Not Detected	Not Detected	Not Detected	Not Detected	-	-	-	-	-	-	-	-	-	-	-	-	-	-	-	-	-	-	-
TPE2676	1.50-	150309-45	05/03/2015	09/03/2015	01/04/2015	-	-	-	-	-	-	-	-	-	-	-	-	-	-	-	-	-	-	-	-	-	-	-	-	-	-
TPE2676	2.50-	150309-45	05/03/2015	09/03/2015	31/03/2015	-	-	-	-	-	-	-	-	-	-	-	-	-	-	-	-	-	-	-	-	-	-	-	-	-	-
TPE2676	3.50-	150309-45	05/03/2015	09/03/2015	31/03/2015	-	-	-	-	-	-	-	-	-	-	-	-	-	-	-	-	-	-	-	-	-	-	-	-	-	-
TPE2679	0.50-	150324-26	19/03/2015	24/03/2015	22/04/2015	Not Detected	Not Detected	Not Detected	Not Detected	Not Detected	Not Detected	Not Detected	-	-	-	-	-	-	-	-	-	-	-	-	-	-	-	-	-	-	-
TPE2679	1.50-	150324-26	19/03/2015	24/03/2015	22/04/2015	-	-	-	-	-	-	-	-	-	-	-	-	-	-	-	-	-	-	-	-	-	-	-	-	-	-
TPE2679	2.50-	150324-26	19/03/2015	24/03/2015	22/04/2015	-	-	-	-	-	-	-	-	-	-	-	-	-	-	-	-	-	-	-	-	-	-	-	-	-	-
TPE2679	3.50-	150324-26	19/03/2015	24/03/2015	22/04/2015	-	-	-	-	-	-	-	-	-	-	-	-	-	-	-	-	-	-	-	-	-	-	-	-	-	-
TPE2679	4.50-	150324-26	19/03/2015	24/03/2015	22/04/2015	-	-	-	-	-	-	-	-	-	-	-	-	-	-	-	-	-	-	-	-	-	-	-	-	-	-
TPE2722	0.50-	150324-26	19/03/2015	24/03/2015	22/04/2015	Not Detected	Not Detected	Not Detected	Not Detected	Detected	Not Detected	Not Detected	-	-	-	-	-	-	-	-	-	-	-	-	-	-	-	-	-	-	-
TPE2722	1.50-	150324-26	19/03/2015	24/03/2015	20/04/2015	-	-	-	-	-	-	-	-	-	-	-	-	-	-	-	-	-	-	-	-	-	-	-	-	-	-
TPE2722	2.50-	150324-26	19/03/2015	24/03/2015	20/04/2015	-	-	-	-	-	-	-	-	-	-	-	-	-	-	-	-	-	-	-	-	-	-	-	-	-	-
TPE2729	0.50-	150324-26	19/03/2015	24/03/2015	22/04/2015	Not Detected	Not Detected	Not Detected	Not Detected	Not Detected	Not Detected	Not Detected	-	-	-	-	-	-	-	-	-	-	-	-	-	-	-	-	-	-	-
TPE2729	1.50-	150324-26	19/03/2015	24/03/2015	22/04/2015	-	-	-	-	-	-	-	-	-	-	-	-	-	-	-	-	-	-	-	-	-	-	-	-	-	-
TPE2729	2.50-	150324-26	19/03/2015	24/03/2015	22/04/2015	-	-	-	-	-	-	-	-	-	-	-	-	-	-	-	-	-	-	-	-	-	-	-	-	-	-
TPE2730	0.50-	150324-26	19/03/2015	24/03/2015	22/04/2015	Not Detected	Not Detected	Not Detected	Not Detected	Not Detected	Not Detected	Not Detected	-	-	-	-	-	-	-	-	-	-	-	-	-	-	-	-	-	-	-
TPE2730	1.50-	150324-26	19/03/2015	24/03/2015	22/04/2015	-	-	-	-	-	-	-	-	-	-	-	-	-	-	-	-	-	-	-	-	-	-	-	-	-	-
TPE2730	2.50-	150324-26	19/03/2015	24/03/2015	22/04/2015	-	-	-	-	-	-	-	-	-	-	-	-	-	-	-	-	-	-	-	-	-	-	-	-	-	-
TPE2731	0.50-	150324-26	19/03/2015	24/03/2015	22/04/2015	Not Detected	Not Detected	Not Detected	Not Detected	Not Detected	Not Detected	Not Detected	-	-	-	-	-	-	-	-	-	-	-	-	-	-	-	-	-	-	-
TPE2731	1.50-	150324-26	19/03/2015	24/03/2015	22/04/2015	-	-	-	-	-	-	-	-	-	-	-	-	-	-	-	-	-	-	-	-	-	-	-	-	-	-
TPE2731	2.50-	150324-26	19/03/2015	24/03/2015	22/04/2015	-	-	-	-	-	-	-	-	-	-	Cotterel	-	-	-	-	-	-	-	-	-	-	-	-	-	-	-
TPE2731	3.50-	150324-26	19/03/2015	24/03/2015	22/04/2015	-	-	-	-	-	-	-	-	-	-	-	-	-	-	-	-	-	-	-	-	-	-	-	-	-	-
TPE2731	4.50-	150324-26	19/03/2015	24/03/2015	22/04/2015	-	-	-	-	-	-	-	-	-	-	-	-	-	-	-	-	-	-	-	-	-	-	-	-	-	-
TPE2735	2.00-	150309-45	05/03/2015	09/03/2015	01/04/2015	-	-	-	-	-	-	-	-	-	-	-	-	-	-	-	-	-	-	-	-	-	-	-	-	-	-
TPE2735	4.00-	150309-45	05/03/2015	09/03/2015	31/03/2015	-	-	-	-	-	-	-	-	-	-	-	-	-	-	-	-	-	-	-	-	-	-	-	-	-	-
TPE2769	0.50-	150324-26	19/03/2015	24/03/2015	22/04/2015	Not Detected	Detected	Not Detected	Detected	Not Detected	Not Detected	Not Detected	-	-	-	-	-	-	-	-	-	-	-	-	-	-	-	-	-	-	-
TPE2769	1.50-	150324-26	19/03/2015	24/03/2015	20/04/2015	-	-	-	-	-	-	-	-	-	-	-	-	-	-	-	-	-	-	-	-	-	-	-	-	-	-
TPE2769	2.50-	150324-26	19/03/2015	24/03/2015	21/04/2015	-	-	-	-	-	-	-	-	-	-	-	-	-	-	-	-	-	-	-	-	-	-	-	-	-	-
TPE2774	0.50-	150324-26	19/03/2015	24/03/2015	22/04/2015	Not Detected	Detected	Not Detected	Detected	Not Detected	Not Detected	Not Detected	-	-	-	-	-	-	-	-	-	-	-	-	-	-	-	-	-	-	-
TPE2774	1.50-	150324-26	19/03/2015	24/03/2015	20/04/2015	-	-	-	-	-	-	-	-	-	-	-	-	-	-	-	-	-	-	-	-	-	-	-	-	-	-
TPE2774	2.50-	150324-26	19/03/2015	24/03/2015	20/04/2015	-	-	-	-	-	-	-	-	-	-	-	-	-	-	-	-	-	-	-	-	-	-	-	-	-	-
TPE2774	3.50-	150324-26	19/03/2015	24/03/2015	20/04/2015	-	-	-	-	-	-	-	-	-	-	-	-	-	-	-	-	-	-	-	-	-	-	-	-	-	-
TPE2776	0.50-	150312-82	09/03/2015	12/03/2015	01/04/2015	-	-	-	-	-	-	-	-	-	Not Detected	fartin Cotterel	-	-	-	-	-	-	-	-	Not Detected	0	Not Detected	31/03/15	Not Detected	Not Detected	Not Detected	Not Detected
TPE2776	1.50-	150312-82	09/03/2015	12/03/2015	01/04/2015	-	-	-	-	-	-	-	-	-	-	-	-	-	-	-	-	-	-	-	-	-	-	-	-	-	-
TPE2776	2.50-	150312-82	09/03/2015	12/03/2015	01/04/2015	-	-	-	-	-	-	-	-	-	-	-	-	-	-	-	-	-	-	-	-	-	-	-	-	-	-
TPE2776	3.50-	150312-82	09/03/2015	12/03/2015	01/04/2015	-	-	-	-	-	-	-	-	-	-	-	-	-	-	-	-	-	-	-	-	-	-	-	-	-	-
TPE2776	4.50-	150312-82	09/03/2015	12/03/2015	01/04/2015	-	-	-	-	-	-	-	-	-	-	-	-	-	-	-	-	-	-	-	-	-	-	-	-	-	-
TPE2782	0.50-	150324-26	19/03/2015	24/03/2015	22/04/2015	Not Detected	Not Detected	Not Detected	Not Detected	Not Detected	Not Detected	Not Detected	-	-	-	-	-	-	-	-	-	-	-	-	-	-	-	-	-	-	-
TPE2782	1.50-	150324-26	19/03/2015	24/03/2015	22/04/2015	-	-	-	-	-	-	-	-	-	-	-	-	-	-	-	-	-	-	-	-	-	-	-	-	-	-
TPE2782	2.50-	150324-26	19/03/2015	24/03/2015	22/04/2015	-	-	-	-	-	-	-	-	-	-	-	-	-	-	-	-	-	-	-	-	-	-	-	-	-	-
TPE2782	3.50-	150324-26	19/03/2015	24/03/2015	22/04/2015	-	-	-	-	-	-	-	-	-	-	-	-	-	-	-	-	-	-	-	-	-	-	-	-	-	-
TPE2782	4.50-	150324-26	19/03/2015	24/03/2015	22/04/2015	-	-	-	-	-	-	-	-	-	-	-	-	-	-	-	-	-	-	-	-	-	-	-	-	-	-
TPE2783	0.50-	150324-26	19/03/2015	24/03/2015	22/04/2015	Not Detected	Not Detected	Not Detected	Not Detected	Not Detected	Not Detected	Not Detected	-	-	-	-	-	-	-	-	-	-	-	-	-	-	-	-	-	-	-
TPE2783	1.50-	150324-26	19/03/2015	24/03/2015	22/04/2015	-	-	-	-	-	-	-	-	-	-	-	-	-	-	-	-	-	-	-	-	-	-	-	-	-	-
TPE2783	2.50-	150324-26	19/03/2015	24/03/2015	22/04/2015	-	-	-	-	-	-	-	-	-	-	-	-	-	-	-	-	-	-	-	-	-	-	-	-	-	-
TPE2783	3.50-	150324-26	19/03/2015	24/03/2015	22/04/2015	-	-	-	-	-	-	-	-	-	-	-	-	-	-	-	-	-	-	-	-	-	-	-	-	-	-
TPE2783	4.50-	150324-26	19/03/2015	24/03/2015	22/04/2015	-	-	-	-	-	-	-	-	-	-	-	-	-	-	-	-	-	-	-	-	-	-	-	-	-	-
TPE2784	0.50-	150324-26	19/03/2015	24/03/2015	22/04/2015	Not Detected	Not Detected	Not Detected	Not Detected	Not Detected	Not Detected	Not Detected	-	-	-	-	-	-	-	-	-	-	-	-	-	-	-	-	-	-	-
TPE2784	1.50-	150324-26	19/03/2015	24/03/2015	22/04/2015	-	-	-	-	-	-	-	-	-	-	-	-	-	-	-	-	-	-	-	-	-	-	-	-	-	-
TPE2784	2.50-	150324-26	19/03/2015	24/03/2015	22/04/2015	-	-	-	-	-	-	-	-	-	-	-	-	-	-	-	-	-	-	-	-	-	-	-	-	-	-
TPE2784	3.50-	150324-26	19/03/2015	24/03/2015	22/04/2015	-	-	-	-	-	-	-	-	-	-	-	-	-	-	-	-	-	-	-	-	-	-	-	-	-	-
TPE2784	4.50-	150324-26	19/03/2015	24/03/2015	22/04/2015	-	-	-	-	-	-	-	-	-	-	-	-	-	-	-	-	-	-	-	-	-	-	-	-	-	-
TPE2838	0.50-	150402-82	31/03/2015	02/04/2015	07/05/2015	-	-	-	-	-	-	-	-	-	Not Detected	hris Swindells	-	-	-	-	-	-	-	-	Detected	e fibres in soi	Not Detected	1/5/15	Not Detected	Not Detected	Not Detected	Not Detected
TPE2838	1.50-	150402-82	31/03/2015	02/04/2015	06/05/2015	-	-	-	-	-	-	-	-	-	-	-	-	-	-	-	-	-	-	-	-	-	-	-	-	-	-
TPE2838	2.50-	150402-82	31/03/2015	02/04/2015	06/05/2015	-	-	-	-	-	-	-	-	-	-	-	-	-	-	-	-	-	-	-	-	-	-	-	-	-	-
TPE2948	0.50-	150312-82	09/03/2015	12/03/2015	01/04/2015	-	-	-	-	-	-	-	-	-	Not Detected	duren Sargean	-	-	-	-	-	-	-	-	Detected	e fibres in soi	Not Detected	31/03/15	Not Detected	Not Detected	Not Detected	Not Detected
TPE2948	1.50-	150312-82	09/03/2015	12/03/2015	01/04/2015	-	-	-	-	-	-	-	-	-	-	-	-	-	-	-	-	-	-	-	-	-	-	-	-	-	-
TPE2948	2.50-	150312-82	09/03/2015	12/03/2015	01/04/2015	-	-	-	-	-	-	-	-	-	-	-	-	-	-	-	-	-	-	-	-	-	-	-	-	-	-
TPE2948	3.50-	150312-82	09/03/2015	12/03/2015	01/04/2015	-	-	-	-	-	-	-	-	-	-	-	-	-	-	-	-	-	-	-	-	-	-	-	-	-	-
TPE2985	0.50-	150312-82	09/03/2015	12/03/2015	01/04/2015	-	-	-	-	-	-	-	-	-	Detected	fartin Cotterel	-	-	-	-	-	-	-	-	Detected	e fibres in soi	Not Detected	31/03/15	Not Detected	Not Detected	Not Detected	Not Detected
TPE2985	1.00-	150312-82	09/03/2015	12/03/2015	01/04/2015	-	-	-	-	-	-	-	-	-	Not Detected	duren Sargean	-	-	-	-	-	-	-	-	Not Detected	0	Not Detected	31/03/15	Not Detected	Not Detected	Not Detected	Not Detected
TPE2985	2.00-	150312-82	09/03/2015	12/03/2015	01/04/2015	-	-	-	-	-	-	-	-	-	-	-	-	-	-	-	-	-	-	-	-	-	-	-	-	-	-
TPE2985	3.00-	150312-82	09/03/2015	12/03/2015	01/04/2015	-	-	-	-	-	-	-	-	-	-	-	-	-	-	-	-	-	-	-	-	-	-	-	-	-	-
TPE2985	4.00-	150312-82	09/03/2015	12/03/2015	01/04/2015	-	-	-	-	-	-	-	-	-	-	-	-	-	-	-	-	-	-	-	-	-	-	-	-	-	-
TPE2989	0.50-	150312-82	09/03/2015	12/03/2015	31/03/2015	-	-	-	-	-	-	-	-	-	Not Detected	fartin Cotterel	-	-	-	-	-	-	-	-	Not Detected	0	Not Detected	31/03/15	Not Detected	Not Detected	Not Detected	Not Detected
TPE2989	1.50-	150312-82	09/03/2015	12/03/2015	01/04/2015	-	-	-	-	-	-	-	-	-	-	-	-	-	-	-	-	-	-	-	-	-	-	-	-	-	-
TPE2999	0.50-	150402-82	31/03/2015	02/04/2015	06/05/2015	-	-	-	-	-	-	-	-	-	Not Detected	ɔcca Rawlings	-	-	-	-	-	-	-	-	Not Detected	0	Not Detected	1/5/15	Not Detected	Not Detected	Not Detected	Not Detected
TPE2999	1.50-	150402-82	31/03/2015	02/04/2015	06/05/2015	-	-	-	-	-	-	-	-	-	-	-	-	-	-	-	-	-	-	-	-	-	-	-	-	-	-
TPE2999	2.50-	150402-82	31/03/2015	02/04/2015	06/05/2015	-	-	-	-	-	-	-	-	-	-	-	-	-	-	-	-	-	-	-	-	-	-	-	-	-	-
TPE2999	3.50-	150402-82	31/03/2015	02/04/2015	06/05/2015	-	-	-	-	-	-	-	-	-	-	-	-	-	-	-	-	-	-	-	-	-	-	-	-	-	-
TPE2999	4.50-	150402-82	31/03/2015	02/04/2015	06/05/2015	-	-	-	-	-	-	-	-	-	-	-	-	-	-	-	-	-	-	-	-	-	-	-	-	-	-
TPE3028	0.50-	150312-82	09/03/2015	12/03/2015	01/04/2015	-	-	-	-	-	-	-	-	-	Detected	fartin Cotterel	-	-	-	-	-	-	-	-	Not Detected	e fibres in soi	Not Detected	31/03/15	Not Detected	Not Detected	Not Detected	Not Detected
TPE3028	1.50-	150312-82	09/03/2015	12/03/2015	01/04/2015	-	-	-	-	-	-	-	-	-	-	-	-	-	-	-	-	-	-	-	-	-	-	-	-	-	-
TPE3031	0.50-	150312-82	09/03/2015	12/03/2015	01/04/2015	-	-	-	-	-	-	-	-	-	Not Detected	duren Sargean	-	-	-	-	-	-	-	-	Not Detected	0	Not Detected	31/03/15	Not Detected	Not Detected	Not Detected	Not Detected
TPE3031	1.50-	150312-82	09/03/2015	12/03/2015	01/04/2015	-	-	-	-	-	-	-	-	-	-	-	-	-	-	-	-	-	-	-	-	-	-	-	-	-	-
TPE3038	0.50-	150324-26	19/03/2015	24/03/2015	21/04/2015	Not Detected	Not Detected	Not Detected	Not Detected	Not Detected	Not Detected	Not Detected	-	-	-	-	-	-	-	-	-	-	-	-	-	-	-	-	-	-	-
TPE3038	1.50-	150324-26	19/03/2015	24/03/2015	22/04/2015	-	-	-	-	-	-	-	-	-	-	-	-	-	-	-	-	-	-	-	-	-	-	-	-	-	-
TPE3038	2.50-	150324-26	19/03/2015	24/03/2015	22/04/2015	-	-	-	-	-	-	-	-	-	-	-	-	-	-	-	-	-	-	-	-	-	-	-	-	-	-
TPE3039	0.50-	150324-26	19/03/2015	24/03/2015	21/04/2015	Not Detected	Not Detected	Not Detected	Not Detected	Not Detected	Not Detected	Not Detected	-	-	-	-	-	-	-	-	-	-	-	-	-	-	-	-	-	-	-
TPE3039	1.50-	150324-26	19/03/2015	24/03/2015	22/04/2015	-	-	-	-	-	-	-	-	-	-	-	-	-	-	-	-	-	-	-	-	-	-	-	-	-	-

Monitor Phase 69

Excavation
No furter action

Trial Pit	Sample Depth	SDG ID.	Date Sampled	Received On	Date Complete	Actinolite*	Amosite*	Anthophyllite*	Chrysotile*	Crocidolite*	Non-Asbestos Fibres Detected	Tremolite*	Additional Asbestos Components (Using TM048)	Additional Asbestos Components (Using TM048)	Amosite (Brown) Asbestos	Analysed By	Analysts Comments	Analysts Comments	Asbestos Quantification - Detailed Gravimetric - %	Asbestos Quantification - Gravimetric - %	Asbestos Quantification - Gravimetric - %	Asbestos Quantification - PCOM Evaluation - %	Asbestos Quantification - Total - %	Asbestos Quantification - Total - %	Chrysotile (White) Asbestos	Comments	Crocidolite (Blue) Asbestos	Date of Analysis	Fibrous Actinolite	Fibrous Anthophyllite	Fibrous Tremolite	Non-Asbestos Fibre
				Commercial >1m		-	-	-	-	-	-	-	-	-	-	-	-	-	%	%	%	%	%	%	-	-	-	-	-	-	-	-
TPE3039	2.50-	150324-26	19/03/2015	24/03/2015	22/04/2015	-	-	-	-	-	-	-	-	-	-	-	-	-	-	-	-	-	-	-	-	-	-	-	-	-	-
TPE3040	0.50-	150324-26	19/03/2015	24/03/2015	20/04/2015	Not Detected	Not Detected	Not Detected	Not Detected	Not Detected	Not Detected	Not Detected	-	-	-	-	-	-	-	-	-	-	-	-	-	-	-	-	-	-	-
TPE3040	1.50-	150324-26	19/03/2015	24/03/2015	21/04/2015	-	-	-	-	-	-	-	-	-	-	-	-	-	-	-	-	-	-	-	-	-	-	-	-	-	-
TPE3040	2.50-	150324-26	19/03/2015	24/03/2015	21/04/2015	-	-	-	-	-	-	-	-	-	-	-	-	-	-	-	-	-	-	-	-	-	-	-	-	-	-
TPE3040	3.20-	150324-26	19/03/2015	24/03/2015	22/04/2015	-	-	-	-	-	-	-	-	-	-	-	-	-	-	-	-	-	-	-	-	-	-	-	-	-	-
TPE3041	0.50-	150324-26	19/03/2015	24/03/2015	22/04/2015	Not Detected	Detected	Not Detected	Detected	Not Detected	Not Detected	Not Detected	-	-	-	-	-	-	-	-	-	-	-	-	-	-	-	-	-	-	-
TPE3041	1.50-	150324-26	19/03/2015	24/03/2015	21/04/2015	-	-	-	-	-	-	-	-	-	-	-	-	-	-	-	-	-	-	-	-	-	-	-	-	-	-
TPE3041	2.50-	150324-26	19/03/2015	24/03/2015	22/04/2015	-	-	-	-	-	-	-	-	-	-	-	-	-	-	-	-	-	-	-	-	-	-	-	-	-	-
TPE3041	3.50-	150324-26	19/03/2015	24/03/2015	22/04/2015	-	-	-	-	-	-	-	-	-	-	-	-	-	-	-	-	-	-	-	-	-	-	-	-	-	-
TPE3074	0.50-	150311-94	06/03/2015	11/03/2015	07/04/2015	Not Detected	Not Detected	Not Detected	Detected	Not Detected	Not Detected	Not Detected	-	-	-	-	-	-	-	-	-	-	-	-	-	-	-	-	-	-	-
TPE3074	1.50-	150311-94	06/03/2015	11/03/2015	03/04/2015	-	-	-	-	-	-	-	-	-	-	-	-	-	-	-	-	-	-	-	-	-	-	-	-	-	-
TPE3075	0.50-	150324-26	19/03/2015	24/03/2015	22/04/2015	Not Detected	Not Detected	Not Detected	Detected	Not Detected	Not Detected	Not Detected	-	-	-	-	-	-	-	-	-	-	-	-	-	-	-	-	-	-	-
TPE3075	1.50-	150324-26	19/03/2015	24/03/2015	21/04/2015	-	-	-	-	-	-	-	-	-	-	-	-	-	-	-	-	-	-	-	-	-	-	-	-	-	-
TPE3080	0.50-	150324-26	19/03/2015	24/03/2015	21/04/2015	Not Detected	Not Detected	Not Detected	Not Detected	Not Detected	Not Detected	Not Detected	-	-	-	-	-	-	-	-	-	-	-	-	-	-	-	-	-	-	-
TPE3119	0.50-	150401-81	30/03/2015	01/04/2015	05/05/2015	-	-	-	-	-	-	-	-	-	Not Detected	cca Rawlings									Not Detected		0 Not Detected	30/4/15	Not Detected	Not Detected	Not Detected	Not Detected
TPE3120	0.50-	150311-94	06/03/2015	11/03/2015	07/04/2015	Not Detected	Detected	Not Detected	Detected	Not Detected	Not Detected	Not Detected	-	-	-	-	-	-	-	-	-	-	-	-	-	-	-	-	-	-	-
TPE3121	0.50-	150324-26	19/03/2015	24/03/2015	22/04/2015	Not Detected	Detected	Not Detected	Detected	Not Detected	Not Detected	Not Detected	-	-	-	-	-	-	-	-	-	-	-	-	-	-	-	-	-	-	-
TPE3121	1.50-	150324-26	19/03/2015	24/03/2015	21/04/2015	-	-	-	-	-	-	-	-	-	-	-	-	-	-	-	-	-	-	-	-	-	-	-	-	-	-
TPE3164	0.50-	150311-94	06/03/2015	11/03/2015	07/04/2015	Not Detected	Detected	Not Detected	Not Detected	Not Detected	Not Detected	Not Detected	-	-	-	-	-	-	-	-	-	-	-	-	-	-	-	-	-	-	-
TPE3165	0.50-	150311-94	06/03/2015	11/03/2015	07/04/2015	Not Detected	Detected	Not Detected	Detected	Not Detected	Not Detected	Not Detected	-	-	-	-	-	-	-	-	-	-	-	-	-	-	-	-	-	-	-
TPE3171	0.50-	150324-26	19/03/2015	24/03/2015	21/04/2015	Not Detected	Not Detected	Not Detected	Not Detected	Not Detected	Not Detected	Not Detected	-	-	-	-	-	-	-	-	-	-	-	-	-	-	-	-	-	-	-
TPE3171	1.50-	150324-26	19/03/2015	24/03/2015	22/04/2015	-	-	-	-	-	-	-	-	-	-	-	-	-	-	-	-	-	-	-	-	-	-	-	-	-	-
TPE3171	2.50-	150324-26	19/03/2015	24/03/2015	22/04/2015	-	-	-	-	-	-	-	-	-	-	-	-	-	-	-	-	-	-	-	-	-	-	-	-	-	-
TPE3216	0.50-	150311-94	06/03/2015	11/03/2015	03/04/2015	Not Detected	Not Detected	Not Detected	Not Detected	Not Detected	Not Detected	Not Detected	-	-	-	-	-	-	-	-	-	-	-	-	-	-	-	-	-	-	-
TPE3220	0.50-	150324-26	19/03/2015	24/03/2015	22/04/2015	Not Detected	Not Detected	Not Detected	Not Detected	Not Detected	Not Detected	Not Detected	-	-	-	-	-	-	-	-	-	-	-	-	-	-	-	-	-	-	-
TPE3220	1.50-	150324-26	19/03/2015	24/03/2015	22/04/2015	-	-	-	-	-	-	-	-	-	-	-	-	-	-	-	-	-	-	-	-	-	-	-	-	-	-
TPE3266	0.50-	150324-26	19/03/2015	24/03/2015	21/04/2015	Not Detected	Not Detected	Not Detected	Not Detected	Not Detected	Not Detected	Not Detected	-	-	-	-	-	-	-	-	-	-	-	-	-	-	-	-	-	-	-
TPE3266	1.50-	150324-26	19/03/2015	24/03/2015	21/04/2015	-	-	-	-	-	-	-	-	-	-	-	-	-	-	-	-	-	-	-	-	-	-	-	-	-	-
TPE3266	2.50-	150324-26	19/03/2015	24/03/2015	21/04/2015	-	-	-	-	-	-	-	-	-	-	-	-	-	-	-	-	-	-	-	-	-	-	-	-	-	-
TPE3266	3.50-	150324-26	19/03/2015	24/03/2015	22/04/2015	-	-	-	-	-	-	-	-	-	-	-	-	-	-	-	-	-	-	-	-	-	-	-	-	-	-
TPE3267	0.50-	150324-26	19/03/2015	24/03/2015	22/04/2015	Not Detected	Not Detected	Not Detected	Detected	Not Detected	Not Detected	Not Detected	-	-	-	-	-	-	-	-	-	-	-	-	-	-	-	-	-	-	-
TPE3267	1.50-	150324-26	19/03/2015	24/03/2015	21/04/2015	-	-	-	-	-	-	-	-	-	-	-	-	-	-	-	-	-	-	-	-	-	-	-	-	-	-
TPE3267	2.50-	150324-26	19/03/2015	24/03/2015	20/04/2015	-	-	-	-	-	-	-	-	-	-	-	-	-	-	-	-	-	-	-	-	-	-	-	-	-	-
TPE3267	3.50-	150324-26	19/03/2015	24/03/2015	21/04/2015	-	-	-	-	-	-	-	-	-	-	-	-	-	-	-	-	-	-	-	-	-	-	-	-	-	-
TPE3278	0.50-	150402-82	31/03/2015	02/04/2015	06/05/2015	-	-	-	-	-	-	-	-	-	Not Detected	dn Postlewhite									Not Detected		0 Not Detected	1/5/15	Not Detected	Not Detected	Not Detected	Not Detected
TPE3278	1.50-	150402-82	31/03/2015	02/04/2015	06/05/2015	-	-	-	-	-	-	-	-	-	-	-	-	-	-	-	-	-	-	-	-	-	-	-	-	-	-
TPE3278	2.50-	150402-82	31/03/2015	02/04/2015	06/05/2015	-	-	-	-	-	-	-	-	-	-	-	-	-	-	-	-	-	-	-	-	-	-	-	-	-	-
TPE3278	3.50-	150402-82	31/03/2015	02/04/2015	06/05/2015	-	-	-	-	-	-	-	-	-	-	-	-	-	-	-	-	-	-	-	-	-	-	-	-	-	-
TPE3278	4.50-	150402-82	31/03/2015	02/04/2015	06/05/2015	-	-	-	-	-	-	-	-	-	-	-	-	-	-	-	-	-	-	-	-	-	-	-	-	-	-
TPE3318	0.50-	150402-82	31/03/2015	02/04/2015	07/05/2015	-	-	-	-	-	-	-	-	-	Not Detected	hris Swindells									Detected	e fibres in soi	Not Detected	1/5/15	Not Detected	Not Detected	Not Detected	Not Detected
TPE3355	0.50-	150324-26	19/03/2015	24/03/2015	20/04/2015	Not Detected	Not Detected	Not Detected	Not Detected	Not Detected	Not Detected	Not Detected	-	-	-	-	-	-	-	-	-	-	-	-	-	-	-	-	-	-	-
TPE3355	1.50-	150324-26	19/03/2015	24/03/2015	21/04/2015	-	-	-	-	-	-	-	-	-	-	-	-	-	-	-	-	-	-	-	-	-	-	-	-	-	-
TPE3355	2.50-	150324-26	19/03/2015	24/03/2015	20/04/2015	-	-	-	-	-	-	-	-	-	-	-	-	-	-	-	-	-	-	-	-	-	-	-	-	-	-
TPE3355	3.50-	150324-26	19/03/2015	24/03/2015	21/04/2015	-	-	-	-	-	-	-	-	-	-	-	-	-	-	-	-	-	-	-	-	-	-	-	-	-	-
TPE3449	0.50-	150324-26	19/03/2015	24/03/2015	21/04/2015	Not Detected	Not Detected	Not Detected	Not Detected	Not Detected	Not Detected	Not Detected	-	-	-	-	-	-	-	-	-	-	-	-	-	-	-	-	-	-	-
TPE3449	1.50-	150324-26	19/03/2015	24/03/2015	22/04/2015	-	-	-	-	-	-	-	-	-	-	-	-	-	-	-	-	-	-	-	-	-	-	-	-	-	-
TPE3449	2.50-	150324-26	19/03/2015	24/03/2015	22/04/2015	-	-	-	-	-	-	-	-	-	-	-	-	-	-	-	-	-	-	-	-	-	-	-	-	-	-
TPE3449	3.50-	150324-26	19/03/2015	24/03/2015	22/04/2015	-	-	-	-	-	-	-	-	-	-	-	-	-	-	-	-	-	-	-	-	-	-	-	-	-	-
TPE3452	0.50-	150324-26	19/03/2015	24/03/2015	22/04/2015	Not Detected	Detected	Not Detected	Detected	Not Detected	Not Detected	Not Detected	-	-	-	-	-	-	-	-	-	-	-	-	-	-	-	-	-	-	-
TPE3452	1.50-	150324-26	19/03/2015	24/03/2015	22/04/2015	-	-	-	-	-	-	-	-	-	-	-	-	-	-	-	-	-	-	-	-	-	-	-	-	-	-
TPE3452	2.50-	150324-26	19/03/2015	24/03/2015	22/04/2015	-	-	-	-	-	-	-	-	-	-	-	-	-	-	-	-	-	-	-	-	-	-	-	-	-	-
TPE3452	3.50-	150324-26	19/03/2015	24/03/2015	22/04/2015	-	-	-	-	-	-	-	-	-	-	-	-	-	-	-	-	-	-	-	-	-	-	-	-	-	-
TPE3452	4.50-	150324-26	19/03/2015	24/03/2015	22/04/2015	-	-	-	-	-	-	-	-	-	-	-	-	-	-	-	-	-	-	-	-	-	-	-	-	-	-
TPE3544	0.50-	150324-26	19/03/2015	24/03/2015	22/04/2015	Not Detected	Not Detected	Not Detected	Detected	Not Detected	Not Detected	Not Detected	-	-	-	-	-	-	-	-	-	-	-	-	-	-	-	-	-	-	-
TPE3544	1.50-	150324-26	19/03/2015	24/03/2015	21/04/2015	-	-	-	-	-	-	-	-	-	-	-	-	-	-	-	-	-	-	-	-	-	-	-	-	-	-
TPE3544	2.50-	150324-26	19/03/2015	24/03/2015	21/04/2015	-	-	-	-	-	-	-	-	-	-	-	-	-	-	-	-	-	-	-	-	-	-	-	-	-	-
TPE3544	3.50-	150324-26	19/03/2015	24/03/2015	21/04/2015	-	-	-	-	-	-	-	-	-	-	-	-	-	-	-	-	-	-	-	-	-	-	-	-	-	-
TPE3715	0.50-	150320-129	18/03/2015	20/03/2015	16/04/2015	-	-	-	-	-	-	-	-	-	Not Detected	z Pawlikowsk									Not Detected		0 Not Detected	16/04/2015	Not Detected	Not Detected	Not Detected	Not Detected
TPE3715	1.50-	150320-129	18/03/2015	20/03/2015	16/04/2015	-	-	-	-	-	-	-	-	-	-	-	-	-	-	-	-	-	-	-	-	-	-	-	-	-	-
TPE2991	0.50-	150129-105	28/01/2015	29/01/2015	17/03/2015	-	-	-	-	-	-	-	None	-	Not Detected	uren Sargean		N/C	-	-	<0.001	-	<0.001	<0.001	-	Detected	g ACM debris	Not Detected	6/2/15	Not Detected	Not Detected	Not Detected	Not Detected
TPE2991	1.80-	150129-105	28/01/2015	29/01/2015	09/02/2015	-	-	-	-	-	-	-	-	-	-	-	-	-	-	-	-	-	-	-	-	-	-	-	-	-	-
TPE2992	0.50-	150129-105	28/01/2015	29/01/2015	17/03/2015	-	-	-	-	-	-	-	Crocidolite	-	Not Detected	uren Sargean	e fibres in soi		-	-	<0.001	-	<0.001	<0.001	-	Detected	e fibres in soi	Not Detected	9/2/15	Not Detected	Not Detected	Not Detected	Not Detected
TPE2992	1.50-	150129-105	28/01/2015	29/01/2015	09/02/2015	-	-	-	-	-	-	-	-	-	-	-	-	-	-	-	-	-	-	-	-	-	-	-	-	-	-
TPE2992	2.50-	150129-105	28/01/2015	29/01/2015	06/02/2015	-	-	-	-	-	-	-	-	-	-	-	-	-	-	-	-	-	-	-	-	-	-	-	-	-	-
TPE2992	3.50-	150129-105	28/01/2015	29/01/2015	07/02/2015	-	-	-	-	-	-	-	-	-	-	-	-	-	-	-	-	-	-	-	-	-	-	-	-	-	-
TPE2992	4.00-	150129-105	28/01/2015	29/01/2015	07/02/2015	-	-	-	-	-	-	-	-	-	-	-	-	-	-	-	-	-	-	-	-	-	-	-	-	-	-
TPE3643	0.50-	150203-46	02/02/2015	03/02/2015	26/03/2015	-	-	-	-	-	-	-	None	-	Not Detected	cca Rawlings		N/C	-	-	0.0056	-	<0.001	0.006	-	Detected	e fibres in soi	Not Detected	13/2/15	Not Detected	Not Detected	Not Detected	Not Detected
TPE3643	1.50-	150203-46	02/02/2015	03/02/2015	11/02/2015	-	-	-	-	-	-	-	-	-	-	-	-	-	-	-	-	-	-	-	-	-	-	-	-	-	-
TPE2995	0.50-	150324-26	19/03/2015	24/03/2015	21/04/2015	Not Detected	Not Detected	Not Detected	Not Detected	Not Detected	Not Detected	Not Detected	-	-	-	-	-	-	-	-	-	-	-	-	-	-	-	-	-	-	-
TPE2995	1.50-	150324-26	19/03/2015	24/03/2015	21/04/2015	-	-	-	-	-	-	-	-	-	-	-	-	-	-	-	-	-	-	-	-	-	-	-	-	-	-
TPE2995	2.50-	150324-26	19/03/2015	24/03/2015	21/04/2015	-	-	-	-	-	-	-	-	-	-	-	-	-	-	-	-	-	-	-	-	-	-	-	-	-	-
TPE2995	3.50-	150324-26	19/03/2015	24/03/2015	21/04/2015	-	-	-	-	-	-	-	-	-	-	-	-	-	-	-	-	-	-	-	-	-	-	-	-	-	-
TPE2904	0.50-	150312-82	09/03/2015	12/03/2015	01/04/2015	-	-	-	-	-	-	-	-	-	Not Detected	Kevin Hughes									Detected	e fibres in soi	Not Detected	31/03/15	Not Detected	Not Detected	Not Detected	Not Detected
TPE2904	1.50-	150312-82	09/03/2015	12/03/2015	31/03/2015	-	-	-	-	-	-	-	-	-	-	-	-	-	-	-	-	-	-	-	-	-	-	-	-	-	-
TPE2906	0.50-	150324-26	19/03/2015	24/03/2015	22/04/2015	Not Detected	Not Detected	Not Detected	Detected	Detected	Not Detected	Not Detected	-	-	-	-	-	-	-	-	-	-	-	-	-	-	-	-	-	-	-
TPE3051	0.50-	141219-112	17/12/2014	19/12/2014	09/01/2015								-		Not Detected	dn Postlewhite									Not Detected		0 Not Detected	9/1/15	Not Detected	Not Detected	Not Detected	Not Detected
TPE3051	1.00-	141219-112	17/12/2014	19/12/2014	09/01/2015								-		Not Detected	uren Sargean									Not Detected		0 Not Detected	8/1/15	Not Detected	Not Detected	Not Detected	Not Detected
TPE3090	0.50-	141219-112	17/12/2014	19/12/2014	09/01/2015								-		Not Detected	uren Sargean									Not Detected		0 Not Detected	8/1/15	Not Detected	Not Detected	Not Detected	Not Detected
TPE3091	0.50-	141219-112	17/12/2014	19/12/2014	09/01/2015								-		Not Detected	uren Sargean									Not Detected		0 Not Detected	8/1/15	Not Detected	Not Detected	Not Detected	Not Detected
TPE3091	1.50-	141219-112	17/12/2014	19/12/2014	09/01/2015								-		-	-									-		-	-	-	-	-	-
TPE3092	0.50-	141219-112	17/12/2014	19/12/2014	09/01/2015								-		Not Detected	Kevin Gill									Not Detected		0 Not Detected	9/1/15	Not Detected	Not Detected	Not Detected	Not Detected
TPE2233	0.50-	150123-119	22/01/2015	23/01/2015	10/03/2015	-	-	-	-	-	-	-	-	otile and Crocidolite	-	Detected	Kevin Hughes	e fibres in soi		-	-	0.0011	-	<0.001	0.0013	-	Not Detected	e fibres in soi	Not Detected	02/02/15	Not Detected	Not Detected	Not Detected	Not Detected
TPE2261	0.50-	150123-119	22/01/2015	23/01/2015	02/02/2015	-	-	-	-	-	-	-	-	-	Not Detected	Kevin Gill			-	-	-	-	-	-	-	-	Not Detected		0 Not Detected	02/02/15	Not Detected	Not Detected	Not Detected	Not Detected
TPE2261	1.50-	150123-119	22/01/2015	23/01/2015	02/02/2015	-	-	-	-	-	-	-	-	-	-	-	-	-	-	-	-	-	-	-	-	-	-	-	-	-	-
TPE2262	0.50-	150122-84	20/01/2015	22/01/2015	02/02/2015	-	-	-	-	-	-	-	-	-	Not Detected	Kevin Gill			-	-	-	-	-	-	-	Not Detected		0 Not Detected	2/2/15	Not Detected	Not Detected	Not Detected	Not Detected
TPE2263	0.50-	150122-84	20/01/2015	22/01/2015	02/02/2015	-	-	-	-	-	-	-	-	-	Not Detected	dn Postlewhite			-	-	-	-	-	-	-	Not Detected		0 Not Detected	2/2/15	Not Detected	Not Detected	Not Detected	Not Detected
TPE2296	0.50-	150122-84	20/01/2015	22/01/2015	02/02/2015	-	-	-	-	-	-	-	-	-	Not Detected	dn Postlewhite			-	-	-	-	-	-	-	Not Detected		0 Not Detected	2/2/15	Not Detected	Not Detected	Not Detected	Not Detected
TPE2296	1.50-	150122-84	20/01/2015	22/01/2015	02/02/2015	-	-	-	-	-	-	-	-	-	-	-	-	-	-	-	-	-	-	-	-	-	-	-	-	-	-
TPE2297	0.50-	150122-84	20/01/2015	22/01/2015	02/02/2015	-	-	-	-	-	-	-	-	-	Not Detected	hris Swindells			-	-	-	-	-	-	-	Not Detected		0 Not Detected	2/2/15	Not Detected	Not Detected	Not Detected	Not Detected
TPE2297	1.50-	150122-84	20/01/2015	22/01/2015	30/01/2015	-	-	-	-	-	-	-	-	-	-	-	-	-	-	-	-	-	-	-	-	-	-	-	-	-	-
TPE2298	0.50-	150122-84	20/01/2015	22/01/2015	02/02/2015	-	-	-	-	-	-	-	-	-	Not Detected	hris Swindells			-	-	-	-	-	-	-	Not Detected		0 Not Detected	2/2/15	Not Detected	Not Detected	Not Detected	Not Detected
TPE2298	1.00-	150122-84	20/01/2015	22/01/2015	02/02/2015	-	-	-	-	-	-	-	-	-	Not Detected	hris Swindells			-	-	-	-	-	-	-	Not Detected		0 Not Detected	2/2/15	Not Detected	Not Detected	Not Detected	Not Detected
TPE2313	0.50-	150122-84	20/01/2015	22/01/2015	02/02/2015	-	-	-	-	-	-	-	-	-	Not Detected	Kevin Gill			-	-	-	-	-	-	-	Not Detected		0 Not Detected	2/2/15	Not Detected	Not Detected	Not Detected	Not Detected
TPE2315	0.50-	150122-84	20/01/2015	22/01/2015	02/02/2015	-	-	-	-	-	-	-	-	-	Not Detected	dn Postlewhite			-	-	-	-	-	-	-	Not Detected		0 Not Detected	2/2/15	Not Detected	Not Detected	Not Detected	Not Detected
TPE2315	1.00-	150122-84	20/01/2015	22/01/2015	02/02/2015	-	-	-	-	-	-	-	-	-	Not Detected	Kevin Gill			-	-	-	-	-	-	-	Not Detected		0 Not Detected	2/2/15	Not Detected	Not Detected	Not Detected	Not Detected
TPE2345	0.50-	150122-84	20/01/2015	22/01/2015	02/02/2015	-	-	-	-	-	-	-	-	-	Not Detected	dn Postlewhite			-	-	-	-	-	-	-	Not Detected		0 Not Detected	2/2/15	Not Detected	Not Detected	Not Detected	Not Detected
TPE2346	0.50-	150122-84	20/01/2015	22/01/2015	02/02/2015	-	-	-	-	-	-	-	-	-	Not Detected	hris Swindells			-	-	-	-	-	-	-	Not Detected		0 Not Detected	30/1/15	Not Detected	Not Detected	Not Detected	Not Detected

Monitor Phase 69

Excavation
No furter action

Trial Pit	Sample Depth	SDG ID.	Date Sampled	Received On	Date Complete	Actinolite*	Amosite*	Anthophyllite*	Chrysotile*	Crocidolite*	Non-Asbestos Fibres Detected	Tremolite*	Additional Asbestos Components (Using TM048)	Additional Asbestos Components (Using TM048)	Amosite (Brown) Asbestos	Analysed By	Analysts Comments	Analysts Comments	Asbestos Quantification - Detailed Gravimetric - %	Asbestos Quantification - Gravimetric - %	Asbestos Quantification - Gravimetric - %	Asbestos Quantification - PCOM Evaluation - %	Asbestos Quantification - Total - %	Asbestos Quantification - Total - %	Chrysotile (White) Asbestos	Comments	Crocidolite (Blue) Asbestos	Date of Analysis	Fibrous Actinolite	Fibrous Anthophyllite	Fibrous Tremolite	Non-Asbestos Fibre
				Commercial >1m		-	-	-	-	-	-	-	-	-	-	-	-	-	%	%	%	%	%	%	-	-	-	-	-	-	-	-
TPE2346	1.50-	150122-84	20/01/2015	22/01/2015	30/01/2015	-	-	-	-	-	-	-	-	-	-	-	-	-	-	-	-	-	-	-	-	-	-	-	-	-	-
TPE2347	0.50-	150122-84	20/01/2015	22/01/2015	02/02/2015	-	-	-	-	-	-	-	-	-	Not Detected	hris Swindells	-	-	-	-	-	-	-	Not Detected	0	Not Detected	2/2/15	Not Detected	Not Detected	Not Detected	Not Detected
TPE2347	1.50-	150122-84	20/01/2015	22/01/2015	29/01/2015	-	-	-	-	-	-	-	-	-	-	-	-	-	-	-	-	-	-	-	-	-	-	-	-	-	-
TPE2371	0.50-	150122-84	20/01/2015	22/01/2015	02/02/2015	-	-	-	-	-	-	-	-	-	Not Detected	hris Swindells	-	-	-	-	-	-	-	Not Detected	0	Not Detected	2/2/15	Not Detected	Not Detected	Not Detected	Not Detected
TPE2371	1.50-	150122-84	20/01/2015	22/01/2015	30/01/2015	-	-	-	-	-	-	-	-	-	-	-	-	-	-	-	-	-	-	-	-	-	-	-	-	-	-
TPE2405	0.50-	150127-17	21/01/2015	27/01/2015	04/02/2015	-	-	-	-	-	-	-	-	-	Not Detected	duren Sargean	-	-	-	-	-	-	-	Not Detected	0	Not Detected	3/2/15	Not Detected	Not Detected	Not Detected	Not Detected
TPE2405	1.50-	150127-17	21/01/2015	27/01/2015	03/02/2015	-	-	-	-	-	-	-	-	-	-	-	-	-	-	-	-	-	-	-	-	-	-	-	-	-	-
TPE2495	0.50-	150123-119	22/01/2015	23/01/2015	02/02/2015	-	-	-	-	-	-	-	-	-	Not Detected	dn Postlewhite	-	-	-	-	-	-	-	Not Detected	0	Not Detected	02/02/15	Not Detected	Not Detected	Not Detected	Not Detected
TPE2496	0.50-	150123-119	22/01/2015	23/01/2015	02/02/2015	-	-	-	-	-	-	-	-	-	Not Detected	hris Swindells	-	-	-	-	-	-	-	Not Detected	0	Not Detected	02/02/15	Not Detected	Not Detected	Not Detected	Not Detected
TPE2497	0.50-	150123-119	22/01/2015	23/01/2015	02/02/2015	-	-	-	-	-	-	-	-	-	Not Detected	dn Postlewhite	-	-	-	-	-	-	-	Not Detected	0	Not Detected	02/02/15	Not Detected	Not Detected	Not Detected	Not Detected
TPE2529	0.50-	150221-57	17/02/2015	21/02/2015	01/05/2015	Not Detected	Detected	Not Detected	Detected	Not Detected	Not Detected	Not Detected	None	-	-	-	N/C	-	-	0.0092	-	0.0014	0.0106	-	-	-	-	-	-	-	-
TPE2530	0.50-	150221-73	18/02/2015	21/02/2015	08/05/2015	Not Detected	Not Detected	Not Detected	Detected	Not Detected	Not Detected	Not Detected	Crocidolite	-	-	-	e fibres in soi	-	-	0.0556	-	0.0053	0.061	-	-	-	-	-	-	-	-
TPE2530	1.30-	150221-73	18/02/2015	21/02/2015	13/03/2015	-	-	-	-	-	-	-	-	-	-	-	-	-	-	-	-	-	-	-	-	-	-	-	-	-	-
TPE2530	2.70-	150221-73	18/02/2015	21/02/2015	13/03/2015	-	-	-	-	-	-	-	-	-	-	-	-	-	-	-	-	-	-	-	-	-	-	-	-	-	-
TPE2531	0.50-	150221-73	18/02/2015	21/02/2015	08/05/2015	Not Detected	Detected	Not Detected	Detected	Not Detected	Not Detected	Not Detected	Crocidolite	-	-	-	e fibres in soi	-	-	<0.001	-	<0.001	<0.001	-	-	-	-	-	-	-	-
TPE2531	1.50-	150221-73	18/02/2015	21/02/2015	14/03/2015	-	-	-	-	-	-	-	-	-	-	-	-	-	-	-	-	-	-	-	-	-	-	-	-	-	-
TPE2531	2.50-	150221-73	18/02/2015	21/02/2015	12/03/2015	-	-	-	-	-	-	-	-	-	-	-	-	-	-	-	-	-	-	-	-	-	-	-	-	-	-
TPE2531	3.50-	150221-73	18/02/2015	21/02/2015	13/03/2015	-	-	-	-	-	-	-	-	-	-	-	-	-	-	-	-	-	-	-	-	-	-	-	-	-	-
TPE2531	4.50-	150221-73	18/02/2015	21/02/2015	12/03/2015	-	-	-	-	-	-	-	-	-	-	-	-	-	-	-	-	-	-	-	-	-	-	-	-	-	-
TPE2638	0.50-	150123-119	22/01/2015	23/01/2015	02/02/2015	-	-	-	-	-	-	-	-	-	Not Detected	dn Postlewhite	-	-	-	-	-	-	-	Not Detected	0	Not Detected	02/02/15	Not Detected	Not Detected	Not Detected	Not Detected
TPE2720	0.50-	150221-73	18/02/2015	21/02/2015	11/05/2015	Not Detected	Not Detected	Not Detected	Detected	Not Detected	Not Detected	Not Detected	Crocidolite	-	-	-	e fibres in soi	-	-	0.0013	-	<0.001	0.0017	-	-	-	-	-	-	-	-
TPE2720	1.50-	150221-73	18/02/2015	21/02/2015	16/03/2015	-	-	-	-	-	-	-	-	-	-	-	-	-	-	-	-	-	-	-	-	-	-	-	-	-	-
TPE2720	2.50-	150221-73	18/02/2015	21/02/2015	14/03/2015	-	-	-	-	-	-	-	-	-	-	-	-	-	-	-	-	-	-	-	-	-	-	-	-	-	-
TPE2720	3.50-	150221-73	18/02/2015	21/02/2015	14/03/2015	-	-	-	-	-	-	-	-	-	-	-	-	-	-	-	-	-	-	-	-	-	-	-	-	-	-
TPE2720	4.50-	150221-73	18/02/2015	21/02/2015	14/03/2015	-	-	-	-	-	-	-	-	-	-	-	-	-	-	-	-	-	-	-	-	-	-	-	-	-	-
TPE2823	0.50-	150221-72	19/02/2015	21/02/2015	05/05/2015	Not Detected	Not Detected	Not Detected	Detected	Not Detected	Not Detected	Not Detected	Amosite	-	-	-	e fibres in soi	-	-	<0.001	-	<0.001	0.001	-	-	-	-	-	-	-	-
TPE2823	1.50-	150221-72	19/02/2015	21/02/2015	12/03/2015	-	-	-	-	-	-	-	-	-	-	-	-	-	-	-	-	-	-	-	-	-	-	-	-	-	-
TPE2823	2.50-	150221-72	19/02/2015	21/02/2015	12/03/2015	-	-	-	-	-	-	-	-	-	-	-	-	-	-	-	-	-	-	-	-	-	-	-	-	-	-
TPE2823	3.50-	150221-72	19/02/2015	21/02/2015	12/03/2015	-	-	-	-	-	-	-	-	-	-	-	-	-	-	-	-	-	-	-	-	-	-	-	-	-	-
TPE2823	4.50-	150221-72	19/02/2015	21/02/2015	12/03/2015	-	-	-	-	-	-	-	-	-	-	-	-	-	-	-	-	-	-	-	-	-	-	-	-	-	-
TPE2824	0.50-	150221-72	19/02/2015	21/02/2015	06/05/2015	Not Detected	Not Detected	Not Detected	Detected	Not Detected	Not Detected	Not Detected	None	-	-	-	N/C	-	-	<0.001	-	<0.001	<0.001	-	-	-	-	-	-	-	-
TPE2824	1.50-	150221-72	19/02/2015	21/02/2015	11/03/2015	-	-	-	-	-	-	-	-	-	-	-	-	-	-	-	-	-	-	-	-	-	-	-	-	-	-
TPE2824	2.60-	150221-72	19/02/2015	21/02/2015	12/03/2015	-	-	-	-	-	-	-	-	-	-	-	-	-	-	-	-	-	-	-	-	-	-	-	-	-	-
TPE2841	0.50-	150214-75	11/02/2015	14/02/2015	04/03/2015	-	-	-	-	-	-	-	-	-	Not Detected	dn Postlewhite	-	-	-	-	-	-	-	Not Detected	0	Not Detected	2/3/15	Not Detected	Not Detected	Not Detected	Not Detected
TPE2842	0.50-	150214-75	11/02/2015	14/02/2015	04/03/2015	-	-	-	-	-	-	-	-	-	Not Detected	dn Postlewhite	-	-	-	-	-	-	-	Not Detected	0	Not Detected	2/3/15	Not Detected	Not Detected	Not Detected	Not Detected
TPE2870	0.50-	150221-72	19/02/2015	21/02/2015	05/05/2015	Not Detected	Not Detected	Not Detected	Detected	Not Detected	Not Detected	Not Detected	None	-	-	-	N/C	-	-	0.0076	-	0.0015	0.0092	-	-	-	-	-	-	-	-
TPE2870	1.50-	150221-72	19/02/2015	21/02/2015	12/03/2015	-	-	-	-	-	-	-	-	-	-	-	-	-	-	-	-	-	-	-	-	-	-	-	-	-	-
TPE2870	2.50-	150221-72	19/02/2015	21/02/2015	12/03/2015	-	-	-	-	-	-	-	-	-	-	-	-	-	-	-	-	-	-	-	-	-	-	-	-	-	-
TPE2870	3.50-	150221-72	19/02/2015	21/02/2015	12/03/2015	-	-	-	-	-	-	-	-	-	-	-	-	-	-	-	-	-	-	-	-	-	-	-	-	-	-
TPE2878	0.50-	150108-60	05/01/2015	08/01/2015	14/01/2015	-	-	-	-	-	-	-	-	-	Not Detected	duren Sargean	-	-	-	-	-	-	-	Not Detected	0	Not Detected	14/1/15	Not Detected	Not Detected	Not Detected	Not Detected
TPE2878	1.50-	150108-60	05/01/2015	08/01/2015	14/01/2015	-	-	-	-	-	-	-	-	-	-	-	-	-	-	-	-	-	-	-	-	-	-	-	-	-	-
TPE2879	0.50-	150108-60	05/01/2015	08/01/2015	14/01/2015	-	-	-	-	-	-	-	-	-	Not Detected	hris Swindells	-	-	-	-	-	-	-	Not Detected	0	Not Detected	13/1/15	Not Detected	Not Detected	Not Detected	Not Detected
TPE2879	1.50-	150108-60	05/01/2015	08/01/2015	14/01/2015	-	-	-	-	-	-	-	-	-	-	-	-	-	-	-	-	-	-	-	-	-	-	-	-	-	-
TPE2880	0.50-	150108-60	05/01/2015	08/01/2015	15/01/2015	-	-	-	-	-	-	-	-	-	Not Detected	cca Rawlings	-	-	-	-	-	-	-	Not Detected	0	Not Detected	14/1/15	Not Detected	Not Detected	Not Detected	Not Detected
TPE2880	1.50-	150108-60	05/01/2015	08/01/2015	14/01/2015	-	-	-	-	-	-	-	-	-	-	-	-	-	-	-	-	-	-	-	-	-	-	-	-	-	-
TPE2922	0.50-	150108-60	05/01/2015	08/01/2015	14/01/2015	-	-	-	-	-	-	-	-	-	Not Detected	cca Rawlings	-	-	-	-	-	-	-	Not Detected	0	Not Detected	14/1/15	Not Detected	Not Detected	Not Detected	Not Detected
TPE2961	0.50-	150108-60	05/01/2015	08/01/2015	14/01/2015	-	-	-	-	-	-	-	-	-	Not Detected	cca Rawlings	-	-	-	-	-	-	-	Not Detected	0	Not Detected	14/1/15	Not Detected	Not Detected	Not Detected	Not Detected
TPE2962	0.50-	150108-60	05/01/2015	08/01/2015	15/01/2015	-	-	-	-	-	-	-	-	-	Not Detected	cca Rawlings	-	-	-	-	-	-	-	Not Detected	0	Not Detected	14/1/15	Not Detected	Not Detected	Not Detected	Not Detected
TPE3005	0.50-	150108-60	05/01/2015	08/01/2015	14/01/2015	-	-	-	-	-	-	-	-	-	Not Detected	cca Rawlings	-	-	-	-	-	-	-	Not Detected	0	Not Detected	14/1/15	Not Detected	Not Detected	Not Detected	Not Detected
TPE3005	1.50-	150108-60	05/01/2015	08/01/2015	14/01/2015	-	-	-	-	-	-	-	-	-	-	-	-	-	-	-	-	-	-	-	-	-	-	-	-	-	-
TPE3006	0.50-	150108-60	05/01/2015	08/01/2015	15/01/2015	-	-	-	-	-	-	-	-	-	Not Detected	cca Rawlings	-	-	-	-	-	-	-	Not Detected	0	Not Detected	14/1/15	Not Detected	Not Detected	Not Detected	Not Detected
TPE3006	1.50-	150108-60	05/01/2015	08/01/2015	14/01/2015	-	-	-	-	-	-	-	-	-	-	-	-	-	-	-	-	-	-	-	-	-	-	-	-	-	-
TPE3050	1.00-	150108-60	05/01/2015	08/01/2015	14/01/2015	-	-	-	-	-	-	-	-	-	Not Detected	cca Rawlings	-	-	-	-	-	-	-	Not Detected	0	Not Detected	14/1/15	Not Detected	Not Detected	Not Detected	Not Detected
TPE3138	0.50-	150108-70	06/01/2015	08/01/2015	14/01/2015	-	-	-	-	-	-	-	-	-	Not Detected	Kevin Hughes	-	-	-	-	-	-	-	Not Detected	0	Not Detected	14/01/2015	Not Detected	Not Detected	Not Detected	Not Detected
TPE3138	1.50-	150108-70	06/01/2015	08/01/2015	15/01/2015	-	-	-	-	-	-	-	-	-	-	-	-	-	-	-	-	-	-	-	-	-	-	-	-	-	-
TPE3139	0.50-	150108-70	06/01/2015	08/01/2015	14/01/2015	-	-	-	-	-	-	-	-	-	Not Detected	Kevin Hughes	-	-	-	-	-	-	-	Not Detected	0	Not Detected	14/01/2015	Not Detected	Not Detected	Not Detected	Not Detected
TPE3139	1.50-	150108-70	06/01/2015	08/01/2015	14/01/2015	-	-	-	-	-	-	-	-	-	-	-	-	-	-	-	-	-	-	-	-	-	-	-	-	-	-
TPE3185	0.50-	150108-60	05/01/2015	08/01/2015	15/01/2015	-	-	-	-	-	-	-	-	-	Not Detected	hris Swindells	-	-	-	-	-	-	-	Not Detected	0	Not Detected	13/1/15	Not Detected	Not Detected	Not Detected	Not Detected
TPE3185	1.50-	150108-60	05/01/2015	08/01/2015	14/01/2015	-	-	-	-	-	-	-	-	-	-	-	-	-	-	-	-	-	-	-	-	-	-	-	-	-	-
TPE3186	0.50-	150211-33	09/02/2015	11/02/2015	23/02/2015	-	-	-	-	-	-	-	-	-	Not Detected	Kevin Gill	-	-	-	-	-	-	-	Not Detected	0	Not Detected	20/02/15	Not Detected	Not Detected	Not Detected	Detected
TPE3186	1.50-	150211-33	09/02/2015	11/02/2015	19/02/2015	-	-	-	-	-	-	-	-	-	-	-	-	-	-	-	-	-	-	-	-	-	-	-	-	-	-
TPE3235	0.50-	150108-70	06/01/2015	08/01/2015	15/01/2015	-	-	-	-	-	-	-	-	-	Not Detected	Kevin Hughes	-	-	-	-	-	-	-	Not Detected	0	Not Detected	14/01/2015	Not Detected	Not Detected	Not Detected	Not Detected
TPE3235	1.50-	150108-70	06/01/2015	08/01/2015	14/01/2015	-	-	-	-	-	-	-	-	-	-	-	-	-	-	-	-	-	-	-	-	-	-	-	-	-	-
TPE3236	0.50-	150211-33	09/02/2015	11/02/2015	23/02/2015	-	-	-	-	-	-	-	-	-	Not Detected	Kevin Gill	-	-	-	-	-	-	-	Not Detected	0	Not Detected	20/02/15	Not Detected	Not Detected	Not Detected	Not Detected
TPE3236	1.50-	150211-33	09/02/2015	11/02/2015	19/02/2015	-	-	-	-	-	-	-	-	-	-	-	-	-	-	-	-	-	-	-	-	-	-	-	-	-	-
TPE3284	0.50-	150108-70	06/01/2015	08/01/2015	15/01/2015	-	-	-	-	-	-	-	-	-	Not Detected	Kevin Hughes	-	-	-	-	-	-	-	Not Detected	0	Not Detected	14/01/2015	Not Detected	Not Detected	Not Detected	Not Detected
TPE3284	1.50-	150108-70	06/01/2015	08/01/2015	15/01/2015	-	-	-	-	-	-	-	-	-	-	-	-	-	-	-	-	-	-	-	-	-	-	-	-	-	-
TPE3284	2.50-	150108-70	06/01/2015	08/01/2015	16/01/2015	-	-	-	-	-	-	-	-	-	-	-	-	-	-	-	-	-	-	-	-	-	-	-	-	-	-
TPE3285	1.00-	150108-70	06/01/2015	08/01/2015	15/01/2015	-	-	-	-	-	-	-	-	-	Not Detected	Kevin Hughes	-	-	-	-	-	-	-	Not Detected	0	Not Detected	14/01/2015	Not Detected	Not Detected	Not Detected	Not Detected
TPE3408	0.50-	150119-1	15/01/2015	19/01/2015	27/01/2015	-	-	-	-	-	-	-	-	-	Not Detected	hris Swindells	-	-	-	-	-	-	-	Not Detected	0	Not Detected	26/01/2015	Not Detected	Not Detected	Not Detected	Not Detected
TPE3408	1.50-	150119-1	15/01/2015	19/01/2015	26/01/2015	-	-	-	-	-	-	-	-	-	-	-	-	-	-	-	-	-	-	-	-	-	-	-	-	-	-
TPE3409	0.50-	150119-1	15/01/2015	19/01/2015	27/01/2015	-	-	-	-	-	-	-	-	-	Not Detected	hris Swindells	-	-	-	-	-	-	-	Not Detected	0	Not Detected	26/01/2015	Not Detected	Not Detected	Not Detected	Not Detected
TPE3409	1.50-	150119-1	15/01/2015	19/01/2015	26/01/2015	-	-	-	-	-	-	-	-	-	-	-	-	-	-	-	-	-	-	-	-	-	-	-	-	-	-
TPE3410	0.50-	150119-1	15/01/2015	19/01/2015	20/02/2015	-	-	-	-	-	-	-	None	-	Not Detected	hris Swindells	N/C	-	-	0.0031	-	0.0018	0.0049	-	Detected	e fibres in soi	Detected	26/01/2015	Not Detected	Not Detected	Not Detected	Not Detected
TPE3492	0.50-	150114-65	09/01/2015	16/01/2015	28/01/2015	-	-	-	-	-	-	-	-	-	Not Detected	dn Postlewhite	-	-	-	-	-	-	-	Not Detected	0	Not Detected	27/1/15	Not Detected	Not Detected	Not Detected	Not Detected
TPE3492	1.50-	150114-65	09/01/2015	16/01/2015	28/01/2015	-	-	-	-	-	-	-	-	-	-	-	-	-	-	-	-	-	-	-	-	-	-	-	-	-	-
TPE3492	2.50-	150114-65	09/01/2015	16/01/2015	28/01/2015	-	-	-	-	-	-	-	-	-	-	-	-	-	-	-	-	-	-	-	-	-	-	-	-	-	-
TPE3493	0.50-	150114-65	09/01/2015	14/01/2015	13/02/2015	-	-	-	-	-	-	-	None	-	Not Detected	dn Postlewhite	N/C	-	-	<0.001	-	<0.001	<0.001	-	Detected	estos bitume	Not Detected	21/01/2015	Not Detected	Not Detected	Not Detected	Not Detected
TPE3493	1.50-	150114-65	09/01/2015	14/01/2015	20/01/2015	-	-	-	-	-	-	-	-	-	-	-	-	-	-	-	-	-	-	-	-	-	-	-	-	-	-
TPE3494	0.50-	150114-65	09/01/2015	14/01/2015	16/02/2015	-	-	-	-	-	-	-	- Loose fibres in soil)	-	Not Detected	Kevin Hughes	N/C	-	-	0.0159	-	0.001	0.0169	-	Detected	e fibres in soi	Detected	21/01/2015	Not Detected	Not Detected	Not Detected	Not Detected
TPE3494	1.50-	150114-65	09/01/2015	14/01/2015	20/01/2015	-	-	-	-	-	-	-	-	-	-	-	-	-	-	-	-	-	-	-	-	-	-	-	-	-	-
TPE3494	2.50-	150114-65	09/01/2015	14/01/2015	20/01/2015	-	-	-	-	-	-	-	-	-	-	-	-	-	-	-	-	-	-	-	-	-	-	-	-	-	-
TPE3551	0.50-	150211-33	09/02/2015	11/02/2015	23/02/2015	-	-	-	-	-	-	-	-	-	Not Detected	Kevin Gill	-	-	-	-	-	-	-	Not Detected	0	Not Detected	20/02/15	Not Detected	Not Detected	Not Detected	Not Detected
TPE3587	0.50-	150203-46	02/02/2015	03/02/2015	13/02/2015	-	-	-	-	-	-	-	-	-	Not Detected	Kevin Hughes	-	-	-	-	-	-	-	Not Detected	0	Not Detected	13/2/15	Not Detected	Not Detected	Not Detected	Not Detected
TPE3587	1.50-	150203-46	02/02/2015	03/02/2015	10/02/2015	-	-	-	-	-	-	-	-	-	-	-	-	-	-	-	-	-	-	-	-	-	-	-	-	-	-
TPE3588	0.50-	150203-46	02/02/2015	03/02/2015	13/02/2015	-	-	-	-	-	-	-	-	-	Not Detected	cca Rawlings	-	-	-	-	-	-	-	Not Detected	0	Not Detected	13/2/15	Not Detected	Not Detected	Not Detected	Not Detected
TPE3588	1.50-	150203-46	02/02/2015	03/02/2015	11/02/2015	-	-	-	-	-	-	-	-	-	-	-	-	-	-	-	-	-	-	-	-	-	-	-	-	-	-
TPE3589	0.50-	150205-112	03/02/2015	05/02/2015	18/02/2015	-	-	-	-	-	-	-	-	-	Not Detected	Kevin Gill	-	-	-	-	-	-	-	Not Detected	0	Not Detected	18/02/15	Not Detected	Not Detected	Not Detected	Not Detected
TPE3589	1.50-	150205-112	03/02/2015	05/02/2015	17/02/2015	-	-	-	-	-	-	-	-	-	-	-	-	-	-	-	-	-	-	-	-	-	-	-	-	-	-
TPE3643	0.50-	150203-46	02/02/2015	03/02/2015	26/03/2015	-	-	-	-	-	-	-	None	-	Not Detected	cca Rawlings	N/C	-	-	0.0056	-	<0.001	0.006	-	Detected	e fibres in soi	Not Detected	13/2/15	Not Detected	Not Detected	Not Detected	Not Detected
TPE3643	1.50-	150203-46	02/02/2015	03/02/2015	11/02/2015	-	-	-	-	-	-	-	-	-	-	-	-	-	-	-	-	-	-	-	-	-	-	-	-	-	-
TPE3671	0.50-	150111-1	08/01/2015	11/01/2015	19/01/2015	-	-	-	-	-	-	-	-	-	Not Detected	dn Postlewhite	-	-	-	-	-	-	-	Not Detected	0	Not Detected	19/01/15	Not Detected	Not Detected	Not Detected	Not Detected
TPE3671	1.50-	150111-1	08/01/2015	11/01/2015	16/01/2015	-	-	-	-	-	-	-	-	-	-	-	-	-	-	-	-	-	-	-	-	-	-	-	-	-	-
TPE3672	1.00-	150111-1	08/01/2015	11/01/2015	19/01/2015	-	-	-	-	-	-	-	-	-	Not Detected	hris Swindells	-	-	-	-	-	-	-	Not Detected	0	Not Detected	19/01/15	Not Detected	Not Detected	Not Detected	Not Detected
TPE3672	2.00-	150111-1	08/01/2015	11/01/2015	16/01/2015	-	-	-	-	-	-	-	-	-	-	-	-	-	-	-	-	-	-	-	-	-	-	-	-	-	-
TPE3673	0.50-	150111-1	08/01/2015	11/01/2015	17/02/2015	-	-	-	-	-	-	-	None	-	Not Detected	hris Swindells	N/C	-	-	<0.001	-	<0.001	<0.001	-	Detected	e fibres in soi	Not Detected	19/01/15	Not Detected	Not Detected	Not Detected	Not Detected
TPE3720	0.50-	150203-46	02/02/2015	03/02/2015	26/03/2015	-	-	-	-	-	-	-	None	-	Detected	cca Rawlings	N/C	-	-	0.011	-	0.0012	0.0122	-	Detected	l & acm debri	Detected	13/2/15	Not Detected	Not Detected	Not Detected	Not Detected
TPE3721	0.50-	150203-46	02/02/2015	03/02/2015	30/03/2015	-	-	-	-	-	-	-	None	-	Not Detected	Kevin Hughes	N/C	-	-	<0.001	-	<0.001	<0.001	-	Detected	e fibres in soi	Not Detected	13/2/15	Not Detected	Not Detected	Not Detected	Not Detected
TPE3721	1.50-	150203-46	02/02/2015	03/02/2015	11/02/2015	-	-	-	-	-	-	-	-	-	-	-	-	-	-	-	-	-	-	-	-	-	-	-	-	-	-
TPE3744	0.50-	150203-46	02/02/2015	03/02/2015	30/03/2015	-	-	-	-	-	-	-	None	-	Detected	Kevin Hughes	N/C	-	-	0.0043	-	0.001	0.0053	-	Detected	e fibres in soi	Not Detected	13/2/15	Not Detected	Not Detected	Not Detected	Not Detected
TPE3744	1.50-	150203-46	02/02/2015	03/02/2015	11/02/2015	-	-	-	-	-	-	-	-	-	-	-	-	-	-	-	-	-	-	-	-	-	-	-	-	-	-
TPE3745	0.50-	150114-65	09/01/2015	14/01/2015	22/01/2015	-	-	-	-	-	-	-	-	-	Not Detected	hris Swindells	-	-	-	-	-	-	-	Not Detected	0	Not Detected	21/01/2015	Not Detected	Not Detected	Not Detected	Not Detected
TPE3745	1.50-	150114-65	09/01/2015	14/01/2015	20/01/2015	-	-	-	-	-	-	-	-	-	-	-	-	-	-	-	-	-	-	-	-	-	-	-	-	-	-
TPE3745	2.50-	150114-65	09/01/2015	14/01/2015	20/01/2015	-	-	-	-	-	-	-	-	-	-	-	-	-	-	-	-	-	-	-	-	-	-	-	-	-	-

Monitor Phase 69

Excavation
No furter action

Trial Pit	Sample Depth	SDG ID.	Date Sampled	Received On	Date Complete	Actinolite*	Amosite*	Anthophyllite*	Chrysotile*	Crocidolite*	Non-Asbestos Fibres Detected	Tremolite*	Additional Asbestos Components (Using TM048)	Additional Asbestos Components (Using TM048)	Amosite (Brown) Asbestos	Analysed By	Analysts Comments	Analysts Comments	Asbestos Quantification - Detailed Gravimetric - %	Asbestos Quantification - Gravimetric - %	Asbestos Quantification - Gravimetric - %	Asbestos Quantification - PCOM Evaluation - %	Asbestos Quantification - Total - %	Asbestos Quantification - Total - %	Chrysotile (White) Asbestos	Comments	Crocidolite (Blue) Asbestos	Date of Analysis	Fibrous Actinolite	Fibrous Anthophyllite	Fibrous Tremolite	Non-Asbestos Fibre
				Commercial >1m		-	-	-	-	-	-	-	-	-	-	-	-	-	%	%	%	%	%	%	-	-	-	-	-	-	-	-
TPE3745	3.50-	150114-65	09/01/2015	14/01/2015	20/01/2015	-	-	-	-	-	-	-	-	-	-	-	-	-	-	-	-	-	-	-	-	-	-	-	-	-	-
TPE3746	0.50-	150203-46	02/02/2015	03/02/2015	13/02/2015	-	-	-	-	-	-	-	-	-	Not Detected	Kevin Hughes	-	-	-	-	-	-	-	-	Not Detected		0	Not Detected	13/2/15	Not Detected	Not Detected	Not Detected	Not Detected
TPE3746	0.50-	150219-78	16/02/2015	19/02/2015	08/04/2015	-	-	-	-	-	-	-	None	-	Not Detected	Jacca Rawlings	N/C	-	-	-	<0.001	-	<0.001	<0.001	-	Detected	Loose fibres in soi	Detected	9/3/15	Not Detected	Not Detected	Not Detected	Not Detected
TPE3746	1.50-	150203-46	02/02/2015	03/02/2015	11/02/2015	-	-	-	-	-	-	-	-	-	-	-	-	-	-	-	-	-	-	-	-	-	-	-	-	-	-	-
TPE3746	1.50-	150219-78	16/02/2015	19/02/2015	08/03/2015	-	-	-	-	-	-	-	-	-	-	-	-	-	-	-	-	-	-	-	-	-	-	-	-	-	-	-
TPE3746	2.30-	150219-78	16/02/2015	19/02/2015	08/03/2015	-	-	-	-	-	-	-	-	-	-	-	-	-	-	-	-	-	-	-	-	-	-	-	-	-	-	-
TPE3787	0.50-	150203-46	02/02/2015	03/02/2015	30/03/2015	-	-	-	-	-	-	-	None	-	Not Detected	Kevin Hughes	N/C	-	-	-	0.0041	-	<0.001	0.0048	-	Detected	Loose fibres in soi	Detected	13/2/15	Not Detected	Not Detected	Not Detected	Not Detected
TPE2196	0.50-	150309-39	04/03/2015	09/03/2015	02/04/2015	Not Detected	Not Detected	Not Detected	Not Detected	Not Detected	Not Detected	Not Detected	-	-	-	-	-	-	-	-	-	-	-	-	-	-	-	-	-	-	-	-
TPE2196	1.50-	150309-39	04/03/2015	09/03/2015	30/03/2015	-	-	-	-	-	-	-	-	-	-	-	-	-	-	-	-	-	-	-	-	-	-	-	-	-	-	-
TPE2197	0.50-	150309-39	04/03/2015	09/03/2015	23/04/2015	Not Detected	Detected	Not Detected	Not Detected	Not Detected	Not Detected	Not Detected	None	-	-	-	N/C	-	-	-	<0.001	-	<0.001	0.0012	-	-	-	-	-	-	-	-	-
TPE2197	1.50-	150309-39	04/03/2015	09/03/2015	31/03/2015	-	-	-	-	-	-	-	-	-	-	-	-	-	-	-	-	-	-	-	-	-	-	-	-	-	-	-
TPE2231	0.50-	150309-39	04/03/2015	09/03/2015	02/04/2015	Not Detected	Not Detected	Not Detected	Not Detected	Not Detected	Not Detected	Not Detected	-	-	-	-	-	-	-	-	-	-	-	-	-	-	-	-	-	-	-	-
TPE2231	1.50-	150309-39	04/03/2015	09/03/2015	31/03/2015	-	-	-	-	-	-	-	-	-	-	-	-	-	-	-	-	-	-	-	-	-	-	-	-	-	-	-
TPE2232	0.50-	150309-45	05/03/2015	09/03/2015	02/04/2015	Not Detected	Not Detected	Not Detected	Not Detected	Not Detected	Not Detected	Not Detected	-	-	-	-	-	-	-	-	-	-	-	-	-	-	-	-	-	-	-	-
TPE2232	1.50-	150309-45	05/03/2015	09/03/2015	01/04/2015	-	-	-	-	-	-	-	-	-	-	-	-	-	-	-	-	-	-	-	-	-	-	-	-	-	-	-
TPE2589	0.50-	150402-82	31/03/2015	02/04/2015	06/05/2015	-	-	-	-	-	-	-	-	-	Not Detected	Chris Swindells	-	-	-	-	-	-	-	-	Not Detected		0	Not Detected	1/5/15	Not Detected	Not Detected	Not Detected	Not Detected
TPE2589	1.50-	150402-82	31/03/2015	02/04/2015	06/05/2015	-	-	-	-	-	-	-	-	-	-	-	-	-	-	-	-	-	-	-	-	-	-	-	-	-	-	-
TPE2589	2.50-	150402-82	31/03/2015	02/04/2015	06/05/2015	-	-	-	-	-	-	-	-	-	-	-	-	-	-	-	-	-	-	-	-	-	-	-	-	-	-	-
TPE2589	3.50-	150402-82	31/03/2015	02/04/2015	06/05/2015	-	-	-	-	-	-	-	-	-	-	-	-	-	-	-	-	-	-	-	-	-	-	-	-	-	-	-
TPE2617	0.50-	150312-105	10/03/2015	12/03/2015	08/04/2015	-	-	-	-	-	-	-	-	-	Not Detected	Jon Postlewhite	-	-	-	-	-	-	-	-	Detected	Loose fibres in soi	Not Detected	2/4/15	Not Detected	Not Detected	Not Detected	Not Detected
TPE2619	0.50-	150324-26	19/03/2015	24/03/2015	22/04/2015	Not Detected	Not Detected	Not Detected	Detected	Not Detected	Not Detected	Not Detected	-	-	-	-	-	-	-	-	-	-	-	-	-	-	-	-	-	-	-	-
TPE2619	1.50-	150324-26	19/03/2015	24/03/2015	20/04/2015	-	-	-	-	-	-	-	-	-	-	-	-	-	-	-	-	-	-	-	-	-	-	-	-	-	-	-
TPE2637	0.50-	150402-82	31/03/2015	02/04/2015	06/05/2015	-	-	-	-	-	-	-	-	-	Not Detected	Chris Swindells	-	-	-	-	-	-	-	-	Not Detected		0	Not Detected	1/5/15	Not Detected	Not Detected	Not Detected	Not Detected
TPE2637	1.50-	150402-82	31/03/2015	02/04/2015	06/05/2015	-	-	-	-	-	-	-	-	-	-	-	-	-	-	-	-	-	-	-	-	-	-	-	-	-	-	-
TPE2744	0.50-	150324-26	19/03/2015	24/03/2015	20/04/2015	Not Detected	Not Detected	Not Detected	Not Detected	Not Detected	Not Detected	Not Detected	-	-	-	-	-	-	-	-	-	-	-	-	-	-	-	-	-	-	-	-
TPE2744	1.50-	150324-26	19/03/2015	24/03/2015	21/04/2015	-	-	-	-	-	-	-	-	-	-	-	-	-	-	-	-	-	-	-	-	-	-	-	-	-	-	-
TPE2745	0.50-	150324-26	19/03/2015	24/03/2015	20/04/2015	Not Detected	Not Detected	Not Detected	Not Detected	Not Detected	Not Detected	Not Detected	-	-	-	-	-	-	-	-	-	-	-	-	-	-	-	-	-	-	-	-
TPE2825	0.50-	150324-26	19/03/2015	24/03/2015	20/04/2015	Not Detected	Not Detected	Not Detected	Not Detected	Not Detected	Not Detected	Not Detected	-	-	-	-	-	-	-	-	-	-	-	-	-	-	-	-	-	-	-	-
TPE2825	1.50-	150324-26	19/03/2015	24/03/2015	20/04/2015	-	-	-	-	-	-	-	-	-	-	-	-	-	-	-	-	-	-	-	-	-	-	-	-	-	-	-
TPE2825	2.50-	150324-26	19/03/2015	24/03/2015	20/04/2015	-	-	-	-	-	-	-	-	-	-	-	-	-	-	-	-	-	-	-	-	-	-	-	-	-	-	-
TPE2843	0.50-	150324-26	19/03/2015	24/03/2015	21/04/2015	Not Detected	Not Detected	Not Detected	Not Detected	Not Detected	Not Detected	Not Detected	-	-	-	-	-	-	-	-	-	-	-	-	-	-	-	-	-	-	-	-
TPE2843	1.50-	150324-26	19/03/2015	24/03/2015	20/04/2015	-	-	-	-	-	-	-	-	-	-	-	-	-	-	-	-	-	-	-	-	-	-	-	-	-	-	-
TPE2907	0.50-	150324-26	19/03/2015	24/03/2015	22/04/2015	Not Detected	Not Detected	Not Detected	Detected	Detected	Not Detected	Not Detected	-	-	-	-	-	-	-	-	-	-	-	-	-	-	-	-	-	-	-	-
TPE2907	1.50-	150324-26	19/03/2015	24/03/2015	21/04/2015	-	-	-	-	-	-	-	-	-	-	-	-	-	-	-	-	-	-	-	-	-	-	-	-	-	-	-
TPE2907	2.50-	150324-26	19/03/2015	24/03/2015	21/04/2015	-	-	-	-	-	-	-	-	-	-	-	-	-	-	-	-	-	-	-	-	-	-	-	-	-	-	-
TPE2923	0.50-	150324-26	19/03/2015	24/03/2015	21/04/2015	Not Detected	Not Detected	Not Detected	Not Detected	Not Detected	Not Detected	Not Detected	-	-	-	-	-	-	-	-	-	-	-	-	-	-	-	-	-	-	-	-
TPE2923	1.50-	150324-26	19/03/2015	24/03/2015	20/04/2015	-	-	-	-	-	-	-	-	-	-	-	-	-	-	-	-	-	-	-	-	-	-	-	-	-	-	-
TPE2963	0.50-	150324-26	19/03/2015	24/03/2015	21/04/2015	Not Detected	Not Detected	Not Detected	Not Detected	Not Detected	Not Detected	Not Detected	-	-	-	-	-	-	-	-	-	-	-	-	-	-	-	-	-	-	-	-
TPE2963	1.50-	150324-26	19/03/2015	24/03/2015	20/04/2015	-	-	-	-	-	-	-	-	-	-	-	-	-	-	-	-	-	-	-	-	-	-	-	-	-	-	-
TPE3007	0.50-	150324-26	19/03/2015	24/03/2015	22/04/2015	Not Detected	Not Detected	Not Detected	Detected	Not Detected	Not Detected	Not Detected	-	-	-	-	-	-	-	-	-	-	-	-	-	-	-	-	-	-	-	-
TPE3007	1.50-	150324-26	19/03/2015	24/03/2015	21/04/2015	-	-	-	-	-	-	-	-	-	-	-	-	-	-	-	-	-	-	-	-	-	-	-	-	-	-	-
TPE3052	0.50-	150324-26	19/03/2015	24/03/2015	21/04/2015	Not Detected	Not Detected	Not Detected	Not Detected	Not Detected	Not Detected	Not Detected	-	-	-	-	-	-	-	-	-	-	-	-	-	-	-	-	-	-	-	-
TPE3052	1.50-	150324-26	19/03/2015	24/03/2015	20/04/2015	-	-	-	-	-	-	-	-	-	-	-	-	-	-	-	-	-	-	-	-	-	-	-	-	-	-	-
TPE3286	0.50-	150324-26	19/03/2015	24/03/2015	22/04/2015	Not Detected	Not Detected	Not Detected	Detected	Not Detected	Not Detected	Not Detected	-	-	-	-	-	-	-	-	-	-	-	-	-	-	-	-	-	-	-	-
TPE3286	1.50-	150324-26	19/03/2015	24/03/2015	21/04/2015	-	-	-	-	-	-	-	-	-	-	-	-	-	-	-	-	-	-	-	-	-	-	-	-	-	-	-
TPE3286	2.50-	150324-26	19/03/2015	24/03/2015	20/04/2015	-	-	-	-	-	-	-	-	-	-	-	-	-	-	-	-	-	-	-	-	-	-	-	-	-	-	-
TPE3286	3.50-	150324-26	19/03/2015	24/03/2015	20/04/2015	-	-	-	-	-	-	-	-	-	-	-	-	-	-	-	-	-	-	-	-	-	-	-	-	-	-	-
IP3802 - 7	0.50-	150330-14	25/03/2015	30/03/2015	20/04/2015								-		Detected	Kevin Hughes			-			-			Not Detected	Loose fibres in soi	Not Detected	16/04/15	Not Detected	Not Detected	Not Detected	Not Detected
IP3802 - 7	1.50-	150330-14	25/03/2015	30/03/2015	08/04/2015								-		-	-			-			-			-	-	-	-	-	-	-	-
IP3804 - 6	0.50-	150330-14	25/03/2015	30/03/2015	20/04/2015								-		Not Detected	Kevin Hughes			-			-			Detected	Loose fibres in soi	Not Detected	16/04/15	Not Detected	Not Detected	Not Detected	Not Detected
IP3804 - 8	0.50-	150330-14	25/03/2015	30/03/2015	20/04/2015								-		Not Detected	Kevin Hughes			-			-			Detected	Loose fibres in soi	Not Detected	16/04/15	Not Detected	Not Detected	Not Detected	Not Detected
IP3805 - 5	0.50-	150330-14	25/03/2015	30/03/2015	20/04/2015								-		Not Detected	Kevin Hughes			-			-			Detected	Loose fibres in soi	Not Detected	16/04/15	Not Detected	Not Detected	Not Detected	Not Detected
IP3805 - 5	1.50-	150330-14	25/03/2015	30/03/2015	08/04/2015								-		-	-			-			-			-	-	-	-	-	-	-	-
IP3806 - 4	0.50-	150330-14	25/03/2015	30/03/2015	20/04/2015								-		Not Detected	Kevin Hughes			-			-			Not Detected	Loose fibres in soi	Detected	16/04/15	Not Detected	Not Detected	Not Detected	Not Detected
IP3807 - 3	0.50-	150330-14	25/03/2015	30/03/2015	20/04/2015								-		Detected	Kevin Hughes			-			-			Not Detected	Loose fibres in soi	Not Detected	16/04/15	Not Detected	Not Detected	Not Detected	Not Detected
IP3807 - 3	1.50-	150330-14	25/03/2015	30/03/2015	08/04/2015								-		-	-			-			-			-	-	-	-	-	-	-	-
IP3808 - 1	0.50-	150330-14	25/03/2015	30/03/2015	20/04/2015								-		Not Detected	Kevin Hughes			-			-			Detected	Loose fibres in soi	Not Detected	16/04/15	Not Detected	Not Detected	Not Detected	Not Detected
IP3808 - 1	1.50-	150330-14	25/03/2015	30/03/2015	08/04/2015								-		-	-			-			-			-	-	-	-	-	-	-	-
IP3811 - 2	0.50-	150330-14	25/03/2015	30/03/2015	20/04/2015								-		Not Detected	Chris Swindells			-			-			Detected	Loose fibres in soi	Not Detected	16/04/15	Not Detected	Not Detected	Not Detected	Not Detected
TPE2618	0.50-	150221-73	18/02/2015	21/02/2015	07/05/2015								Crocidolite		Detected	Loose fibres in soil			0.0097		<0.001	0.0101			Detected		Not Detected		Not Detected	Not Detected	Not Detected	Not Detected
TPE2618	1.50-	150221-73	18/02/2015	21/02/2015	12/03/2015								-		-	-			-		-	-			-		-		-	-	-	-
TPE2618	2.50-	150221-73	18/02/2015	21/02/2015	13/03/2015								-		-	-			-		-	-			-		-		-	-	-	-
TPE2618	3.50-	150221-73	18/02/2015	21/02/2015	13/03/2015								-		-	-			-		-	-			-		-		-	-	-	-
TPE2618	4.50-	150221-73	18/02/2015	21/02/2015	13/03/2015								-		-	-			-		-	-			-		-		-	-	-	-
TPE2921	0.50-	150108-60	05/01/2015	08/01/2015	15/01/2015								-		Not Detected	Jacca Rawlings			-		-	-			Not Detected		0	Not Detected	14/1/15	Not Detected	Not Detected	Not Detected	Not Detected
TPE3372	0.50-	150119-2	14/01/2015	19/01/2015	27/01/2015								-		Not Detected	Kevin Hughes			-		-	-			Not Detected		0	Not Detected	27/1/15	Not Detected	Not Detected	Not Detected	Not Detected
TPE3372	1.50-	150119-2	14/01/2015	19/01/2015	27/01/2015								-		-	-			-		-	-			-		-		-	-	-	-
TPE3372	2.50-	150119-2	14/01/2015	19/01/2015	27/01/2015								-		-	-			-		-	-			-		-		-	-	-	-
IP3810_9	0.50-	150330-16	27/03/2015	30/03/2015	28/04/2015								-		Not Detected				-		-	-			Not Detected		0	Not Detected	-	Not Detected	Not Detected	Not Detected	Not Detected
IP3810_9	1.50-	150330-16	27/03/2015	30/03/2015	28/04/2015								-		-	-			-		-	-			-		-		-	-	-	-
TPE3747	0.50-	150320-129	18/03/2015	20/03/2015	15/04/2015										Not Detected	Jacca Rawlings									Not Detected		*	Not Detected	15/04/2015	Not Detected	Not Detected	Not Detected	Not Detected
TPE3747	1.50-	150320-129	18/03/2015	20/03/2015	15/04/2015										-	-									-		-		-	-	-	-
TPE2314	0.50-	150122-84	20/01/2015	22/01/2015	10/03/2015								None		Not Detected	Chris Swindells	N/C		<0.001		<0.001	<0.001			Detected	Loose fibres in soi	Not Detected	30/1/15	Not Detected	Not Detected	Not Detected	Not Detected
TPE2316	0.50-	150122-84	20/01/2015	22/01/2015	02/02/2015								-		Not Detected	Kevin Gill	-		-		-	-			Not Detected		0	Not Detected	2/2/15	Not Detected	Not Detected	Not Detected	Not Detected
TPE2370	0.50-	150122-84	20/01/2015	22/01/2015	02/02/2015										Not Detected	Jon Postlewhite									Not Detected		0	Not Detected	2/2/15	Not Detected	Not Detected	Not Detected	Not Detected
TPE2370	1.50-	150122-84	20/01/2015	22/01/2015	30/01/2015										-	-									-		-		-	-	-	-
TPE2609	0.50-	150128-92	27/01/2015	28/01/2015	12/03/2015								None		Not Detected	Kevin Gill	N/C		0.0022		<0.001	0.0025			Detected	Loose fibres in soi	Not Detected	4/2/15	Not Detected	Not Detected	Not Detected	Not Detected
TPE2609	1.00-	150128-92	27/01/2015	28/01/2015	12/03/2015								None		Detected	Kevin Gill	N/C		<0.001		<0.001	<0.001			Not Detected	Loose debris/g ACM debri	Not Detected	4/2/15	Not Detected	Not Detected	Not Detected	Not Detected
TPE2609	2.00-	150128-92	27/01/2015	28/01/2015	05/02/2015								-		-	-	-		-		-	-			-		-		-	-	-	-
TPE2865	0.50-	150319-95	13/03/2015	19/03/2015	09/04/2015										Not Detected										Not Detected		0	Not Detected		Not Detected	Not Detected	Not Detected	Not Detected
TPE2865	1.50-	150319-95	13/03/2015	19/03/2015	08/04/2015																											
TPE2865	2.50-	150319-95	13/03/2015	19/03/2015	08/04/2015																											
TPE2905	0.50-	150221-72	19/02/2015	21/02/2015	05/05/2015								Amosite		Not Detected	Loose fibres in soil			0.0092		<0.001	0.0092			Detected		Not Detected		Not Detected	Not Detected	Not Detected	Not Detected
TPE2905	1.50-	150221-72	19/02/2015	21/02/2015	13/03/2015								-		-	-			-		-	-			-		-		-	-	-	-
TPE2905	2.50-	150221-72	19/02/2015	21/02/2015	13/03/2015								-		-	-			-		-	-			-		-		-	-	-	-
TPE2905	3.50-	150221-72	19/02/2015	21/02/2015	13/03/2015								-		-	-			-		-	-			-		-		-	-	-	-
TPE2905	4.10-	150221-72	19/02/2015	21/02/2015	11/03/2015								-		-	-			-		-	-			-		-		-	-	-	-
TPE2924	0.50-	150217-34	13/02/2015	17/02/2015	04/03/2015										Not Detected	Jacca Rawlings									Not Detected		0	Not Detected	3/3/15	Not Detected	Not Detected	Not Detected	Not Detected
TPE2924	1.50-	150217-34	13/02/2015	17/02/2015	28/02/2015										-	-									-		-		-	-	-	-
TPE3112	0.50-	150223-9	20/02/2015	23/02/2015	17/03/2015										Not Detected	Chris Swindells									Not Detected		0	Not Detected	17/3/15	Not Detected	Not Detected	Not Detected	Not Detected
TPE3112	1.50-	150223-9	20/02/2015	23/02/2015	17/03/2015										-	-									-		-		-	-	-	-
TPE3112	2.50-	150223-9	20/02/2015	23/02/2015	17/03/2015										-	-									-		-		-	-	-	-
TPE3264	0.50-	150401-81	30/03/2015	01/04/2015	02/05/2015																											

ALcontrol Laboratories

Unit 7-8 Hawarden Business Park
Manor Road (off Manor Lane)
Hawarden
Deeside
CH5 3US
Tel: (01244) 528700
Fax: (01244) 528701
email: mkt@alcontrol.com
Website: www.alcontrol.com

Atkins Global Ltd
Project Jonah site office
Llan Coed House
Suite 24
Coed Darcy
Llandarcy
SA10 6HJ

Attention: Jack Lowrie

CERTIFICATE OF ANALYSIS

Date:	08 June 2015
Customer:	H_ATKINS_LDC
Sample Delivery Group (SDG):	150522-68
Your Reference:	Phase 69 Trial Pits
Location:	Coed Darcy
Report No:	316050

We received 13 samples on Friday May 22, 2015 and 13 of these samples were scheduled for analysis which was completed on Monday June 08, 2015. Accredited laboratory tests are defined within the report, but opinions, interpretations and on-site data expressed herein are outside the scope of ISO 17025 accreditation.

Should this report require incorporation into client reports, it must be used in its entirety and not simply with the data sections alone.

All chemical testing (unless subcontracted) is performed at ALcontrol Hawarden Laboratories.

Approved By:



Sonia McWhan

Operations Manager

Alcontrol Laboratories is a trading division of ALcontrol UK Limited
Registered Office: Units 7 & 8 Hawarden Business Park, Manor Road, Hawarden, Deeside, CH5 3US. Registered in England and Wales No.

CERTIFICATE OF ANALYSIS

SDG:	150522-68	**Location:**	Coed Darcy	**Order Number:**	CD1238
Job:	H_ATKINS_LDC-369	**Customer:**	Atkins Global Ltd	**Report Number:**	316050
Client Reference:	Phase 69 Trial Pits	**Attention:**	Jack Lowrie	**Superseded Report:**	

Received Sample Overview

Lab Sample No(s)	Customer Sample Ref.	AGS Ref.	Depth (m)	Sampled Date
11412338	TPD2		0.50	20/05/2015
11412366	TPD2		1.50	20/05/2015
11412371	TPD2		2.50	20/05/2015
11412377	TPD2		3.50	20/05/2015
11412383	TPD2		5.50	20/05/2015
11412348	TPE		0.50	21/05/2015
11412355	TPE		1.50	21/05/2015
11412361	TPE		2.00	21/05/2015
11412387	TPG		0.50	20/05/2015
11412391	TPG		1.50	20/05/2015
11412396	TPG		2.50	20/05/2015
11412401	TPG		3.50	20/05/2015
11412342	TPG		4.50	20/05/2015

Only received samples which have had analysis scheduled will be shown on the following pages.

CERTIFICATE OF ANALYSIS

SDG:	150522-68	**Location:**	Coed Darcy	**Order Number:**	CD1238
Job:	H_ATKINS_LDC-369	**Customer:**	Atkins Global Ltd	**Report Number:**	316050
Client Reference:	Phase 69 Trial Pits	**Attention:**	Jack Lowrie	**Superseded Report:**	

SOLID

Results Legend

X Test

N No Determination Possible

Lab Sample No(s)	11412338	11412366	11412371	11412377	11412383	11412348	11412355	11412361	11412387	11412391	11412396	11412401	11412342
Customer Sample Reference	TPD2	TPD2	TPD2	TPD2	TPD2	TPE	TPE	TPE	TPG	TPG	TPG	TPG	TPG
AGS Reference													
Depth (m)	0.50	1.50	2.50	3.50	5.50	0.50	1.50	2.00	0.50	1.50	2.50	3.50	4.50
Container	250g Amber Jar (AL) / 400g Tub (ALE214) / 60g VOC (ALE215)												

Asbestos fibres in Soil*	All	NDPs: 0 Tests: 3		X				X			X			
EPH CWG (Aliphatic) GC (S)	All	NDPs: 0 Tests: 13	X		X		X		X		X		X		X		X		X		X		X	
EPH CWG (Aromatic) GC (S)	All	NDPs: 0 Tests: 13	X		X		X		X		X		X		X		X		X		X		X	
GRO by GC-FID (S)	All	NDPs: 0 Tests: 13		X		X		X		X		X		X		X		X		X		X		X	X
Metals in solid samples by OES	All	NDPs: 0 Tests: 13	X		X		X		X		X		X		X		X		X		X		X		
PAH by GCMS	All	NDPs: 0 Tests: 13	X		X		X		X		X		X		X		X		X		X		X		
pH	All	NDPs: 0 Tests: 13		X		X		X		X		X		X		X		X		X		X		X	
Sample description	All	NDPs: 0 Tests: 12	X		X		X		X		X		X		X		X		X		X			X	
Total Organic Carbon	All	NDPs: 0 Tests: 5				X			X				X				X				X				
TPH CWG GC (S)	All	NDPs: 0 Tests: 13	X		X		X		X		X		X		X		X		X		X		X		

CERTIFICATE OF ANALYSIS

SDG:	150522-68	**Location:**	Coed Darcy	**Order Number:**	CD1238
Job:	H_ATKINS_LDC-369	**Customer:**	Atkins Global Ltd	**Report Number:**	316050
Client Reference:	Phase 69 Trial Pits	**Attention:**	Jack Lowrie	**Superseded Report:**	

Sample Descriptions

Grain Sizes

very fine	<0.063mm	fine	0.063mm - 0.1mm	medium	0.1mm - 2mm	coarse	2mm - 10mm	very coarse	>10mm

Lab Sample No(s)	Customer Sample Ref.	Depth (m)	Colour	Description	Grain size	Inclusions	Inclusions 2
11412338	TPD2	0.50	Dark Brown	Sandy Clay Loam	0.1 - 2 mm	Stones	None
11412366	TPD2	1.50	Dark Brown	Sandy Loam	0.1 - 2 mm	Stones	None
11412371	TPD2	2.50	Dark Brown	Sandy Clay Loam	0.1 - 2 mm	Tar	Vegetation
11412377	TPD2	3.50	Black	Clay	<0.063 mm	Coal fragments	Stones
11412383	TPD2	5.50	Black	Sandy Loam	0.1 - 2 mm	Vegetation	Stones
11412348	TPE	0.50	Dark Brown	Sandy Clay	0.1 - 2 mm	Stones	Vegetation
11412355	TPE	1.50	Dark Brown	Sandy Loam	0.1 - 2 mm	Stones	None
11412361	TPE	2.00	Light Brown	Sandy Clay Loam	0.1 - 2 mm	Stones	Vegetation
11412342	TPG	4.50	Dark Brown	Sandy Loam	0.1 - 2 mm	Stones	None
11412387	TPG	0.50	Dark Brown	Sandy Loam	0.1 - 2 mm	Stones	Vegetation
11412391	TPG	1.50	Light Brown	Sandy Clay Loam	0.1 - 2 mm	Stones	None
11412396	TPG	2.50	Dark Brown	Sandy Clay Loam	0.1 - 2 mm	Stones	None
11412401	TPG	3.50	Dark Brown	Sandy Clay Loam	0.1 - 2 mm	Oil/Petroleum	Stones

These descriptions are only intended to act as a cross check if sample identities are questioned, and to provide a log of sample matrices with respect to MCERTS validation. They are not intended as full geological descriptions.

We are accredited to MCERTS for sand, clay and loam/topsoil, or any of these materials - whether these are derived from naturally ocurring soil profiles, or from fill/made ground, as long as these materials constitute the major part of the sample.

Other coarse granular materials such as concrete, gravel and brick are not accredited if they comprise the major part of the sample.

CERTIFICATE OF ANALYSIS

SDG:	150522-68	**Location:**	Coed Darcy	**Order Number:**	CD1238
Job:	H_ATKINS_LDC-369	**Customer:**	Atkins Global Ltd	**Report Number:**	316050
Client Reference:	Phase 69 Trial Pits	**Attention:**	Jack Lowrie	**Superseded Report:**	

Results Legend

#	ISO17025 accredited.
M	*m*CERTS accredited.
aq	Aqueous / settled sample.
diss.filt	Dissolved / filtered sample.
tot.unfilt	Total / unfiltered sample.
*	Subcontracted test.
**	% recovery of the surrogate standard to check the efficiency of the method. The results of individual compounds within samples aren't corrected for the recovery
(F)	Trigger breach confirmed
1-5&+§@	Sample deviation (see appendix)

Component	LOD/Units	Method	Customer Sample R	TPD2	TPD2	TPD2	TPD2	TPD2	TPE
			Depth (m)	0.50	1.50	2.50	3.50	5.50	0.50
			Sample Type	Soil/Solid	Soil/Solid	Soil/Solid	Soil/Solid	Soil/Solid	Soil/Solid
			Date Sampled	20/05/2015	20/05/2015	20/05/2015	20/05/2015	20/05/2015	21/05/2015
			Sample Time	.	.	.	.	.	.
			Date Received	22/05/2015	22/05/2015	22/05/2015	22/05/2015	22/05/2015	22/05/2015
			SDG Ref	150522-68	150522-68	150522-68	150522-68	150522-68	150522-68
			Lab Sample No.(s)	11412338	11412366	11412371	11412377	11412383	11412348
			AGS Reference						
Moisture Content Ratio (% of as received sample)	%	PM024		12	10	10	10	11	17
Actinolite*	-	SUB (ASB)		Not Detected #					Not Detected #
Amosite*	-	SUB (ASB)		Not Detected #					Not Detected #
Anthophyllite*	-	SUB (ASB)		Not Detected #					Not Detected #
Chrysotile*	-	SUB (ASB)		Not Detected #					Not Detected #
Crocidolite*	-	SUB (ASB)		Not Detected #					Not Detected #
Tremolite*	-	SUB (ASB)		Not Detected #					Not Detected #
Non-Asbestos Fibres Detected	-	SUB (ASB)		Not Detected #					Not Detected #
Soil Organic Matter (SOM)	<0.35 %	TM132				4.76 #		9.4 #	
pH	1 pH Units	TM133		7.02 M	6.74 M	6.78 M	4.8 M	5.03 M	7.58 M
Arsenic	<0.6 mg/kg	TM181		12.7 M	13.6 M	11.9 M	47.9 M	25.7 M	9.35 M
Cadmium	<0.02 mg/kg	TM181		0.517 M	2.05 M	1.39 M	1.41 M	1.08 M	1.1 M
Chromium	<0.9 mg/kg	TM181		12.6 M	18.3 M	19.9 M	12.3 M	15.5 M	19.8 M
Copper	<1.4 mg/kg	TM181		27.9 M	17.5 M	30.4 M	70 M	30.3 M	23 M
Lead	<0.7 mg/kg	TM181		18.1 M	23.9 M	34 M	31.8 M	17.5 M	23.4 M
Mercury	<0.14 mg/kg	TM181		<0.14 M	<0.14 M	<0.14 M	0.375 M	0.148 M	<0.14 M
Nickel	<0.2 mg/kg	TM181		24.9 M	49 M	39 M	43.3 M	45.9 M	28.7 M
Selenium	<1 mg/kg	TM181		<1 #	<1 #	<1 #	<1 #	<1 #	<1 #
Vanadium	<0.2 mg/kg	TM181		12.9 #	19.4 #	18.1 #	21.5 #	16.6 #	22.9 #
Zinc	<1.9 mg/kg	TM181		87.3 M	98 M	110 M	122 M	95.5 M	185 M

CERTIFICATE OF ANALYSIS

SDG:	150522-68	**Location:**	Coed Darcy	**Order Number:**	CD1238
Job:	H_ATKINS_LDC-369	**Customer:**	Atkins Global Ltd	**Report Number:**	316050
Client Reference:	Phase 69 Trial Pits	**Attention:**	Jack Lowrie	**Superseded Report:**	

Results Legend

#	ISO17025 accredited.
M	*m*CERTS accredited.
aq	Aqueous / settled sample.
diss.filt	Dissolved / filtered sample.
tot.unfilt	Total / unfiltered sample.
*	Subcontracted test.
**	% recovery of the surrogate standard to check the efficiency of the method. The results of individual compounds within samples aren't corrected for the recovery
(F)	Trigger breach confirmed
1-5&+§@	Sample deviation (see appendix)

Component	LOD/Units	Method	Customer Sample R	TPE	TPE	TPG	TPG	TPG	TPG
			Depth (m)	1.50	2.00	0.50	1.50	2.50	3.50
			Sample Type	Soil/Solid	Soil/Solid	Soil/Solid	Soil/Solid	Soil/Solid	Soil/Solid
			Date Sampled	21/05/2015	21/05/2015	20/05/2015	20/05/2015	20/05/2015	20/05/2015
			Sample Time	.	.	.	.	.	.
			Date Received	22/05/2015	22/05/2015	22/05/2015	22/05/2015	22/05/2015	22/05/2015
			SDG Ref	150522-68	150522-68	150522-68	150522-68	150522-68	150522-68
			Lab Sample No.(s)	11412355	11412361	11412387	11412391	11412396	11412401
			AGS Reference						
Moisture Content Ratio (% of as received sample)	%	PM024		10	14	14	9.2	9.5	5.1
Actinolite*	-	SUB (ASB)				Not Detected #			
Amosite*	-	SUB (ASB)				Not Detected #			
Anthophyllite*	-	SUB (ASB)				Not Detected #			
Chrysotile*	-	SUB (ASB)				Not Detected #			
Crocidolite*	-	SUB (ASB)				Not Detected #			
Tremolite*	-	SUB (ASB)				Not Detected #			
Non-Asbestos Fibres Detected	-	SUB (ASB)				Not Detected #			
Soil Organic Matter (SOM)	<0.35 %	TM132			2.36 #		1.17 #		0.957 #
pH	1 pH Units	TM133		6.87 M	7.36 M	7.09 M	5.53 M	6.35 M	5.89 M
Arsenic	<0.6 mg/kg	TM181		10.2 M	15.6 M	9.05 M	16.3 M	11.2 M	13.5 M
Cadmium	<0.02 mg/kg	TM181		1.6 M	2.21 M	0.468 M	2.44 M	2.13 M	2.35 M
Chromium	<0.9 mg/kg	TM181		12.7 M	17 M	15.4 M	14.5 M	13.1 M	12.8 M
Copper	<1.4 mg/kg	TM181		12.7 M	25.3 M	24.6 M	13.2 M	12.6 M	12.4 M
Lead	<0.7 mg/kg	TM181		15.8 M	82.3 M	13.8 M	15.1 M	12.5 M	12.9 M
Mercury	<0.14 mg/kg	TM181		<0.14 M	<0.14 M	<0.14 M	<0.14 M	<0.14 M	<0.14 M
Nickel	<0.2 mg/kg	TM181		25.2 M	27.4 M	28.3 M	30.8 M	29.5 M	27 M
Selenium	<1 mg/kg	TM181		<1 #	<1 #	<1 #	<1 #	<1 #	<1 #
Vanadium	<0.2 mg/kg	TM181		14.3 #	19.6 #	17.3 #	16.2 #	13.9 #	15.4 #
Zinc	<1.9 mg/kg	TM181		65.7 M	133 M	134 M	77.5 M	72.5 M	69.3 M

CERTIFICATE OF ANALYSIS

SDG:	150522-68	**Location:**	Coed Darcy	**Order Number:**	CD1238
Job:	H_ATKINS_LDC-369	**Customer:**	Atkins Global Ltd	**Report Number:**	316050
Client Reference:	Phase 69 Trial Pits	**Attention:**	Jack Lowrie	**Superseded Report:**	

Results Legend

#	ISO17025 accredited.
M	*m*CERTS accredited.
aq	Aqueous / settled sample.
diss.filt	Dissolved / filtered sample.
tot.unfilt	Total / unfiltered sample.
*	Subcontracted test.
**	% recovery of the surrogate standard to check the efficiency of the method. The results of individual compounds within samples aren't corrected for the recovery
(F)	Trigger breach confirmed
1-5&+§@	Sample deviation (see appendix)

Component	LOD/Units	Method	Customer Sample R	TPG
			Depth (m)	4.50
			Sample Type	Soil/Solid
			Date Sampled	20/05/2015
			Sample Time	.
			Date Received	22/05/2015
			SDG Ref	150522-68
			Lab Sample No.(s)	11412342
			AGS Reference	
Moisture Content Ratio (% of as received sample)	%	PM024		8.4
pH	1 pH Units	TM133		6.69 M
Arsenic	<0.6 mg/kg	TM181		8.15 M
Cadmium	<0.02 mg/kg	TM181		2.28 M
Chromium	<0.9 mg/kg	TM181		11.7 M
Copper	<1.4 mg/kg	TM181		9.16 M
Lead	<0.7 mg/kg	TM181		9.68 M
Mercury	<0.14 mg/kg	TM181		<0.14 M
Nickel	<0.2 mg/kg	TM181		28.7 M
Selenium	<1 mg/kg	TM181		<1 #
Vanadium	<0.2 mg/kg	TM181		10.7 #
Zinc	<1.9 mg/kg	TM181		54.7 M

CERTIFICATE OF ANALYSIS

SDG:	150522-68	**Location:**	Coed Darcy	**Order Number:**	CD1238
Job:	H_ATKINS_LDC-369	**Customer:**	Atkins Global Ltd	**Report Number:**	316050
Client Reference:	Phase 69 Trial Pits	**Attention:**	Jack Lowrie	**Superseded Report:**	

PAH by GCMS

Results Legend	
#	ISO17025 accredited.
M	*m*CERTS accredited.
aq	Aqueous / settled sample.
diss.filt	Dissolved / filtered sample.
tot.unfilt	Total / unfiltered sample.
*	Subcontracted test.
**	% recovery of the surrogate standard to check the efficiency of the method. The results of individual compounds within samples aren't corrected for the recovery
(F)	Trigger breach confirmed
1-5&+§@	Sample deviation (see appendix)

Component	LOD/Units	Method	Customer Sample R	TPD2	TPD2	TPD2	TPD2	TPD2	TPE
			Depth (m)	0.50	1.50	2.50	3.50	5.50	0.50
			Sample Type	Soil/Solid	Soil/Solid	Soil/Solid	Soil/Solid	Soil/Solid	Soil/Solid
			Date Sampled	20/05/2015	20/05/2015	20/05/2015	20/05/2015	20/05/2015	21/05/2015
			Sample Time	.	.	.	.	.	.
			Date Received	22/05/2015	22/05/2015	22/05/2015	22/05/2015	22/05/2015	22/05/2015
			SDG Ref	150522-68	150522-68	150522-68	150522-68	150522-68	150522-68
			Lab Sample No.(s)	11412338	11412366	11412371	11412377	11412383	11412348
			AGS Reference						
Naphthalene-d8 % recovery**	%	TM218		95.1	94.6	94.4	97.4	98	108
Acenaphthene-d10 % recovery**	%	TM218		95.9	91.7	91.8	97.7	97.7	103
Phenanthrene-d10 % recovery**	%	TM218		97.2	92.3	91.7	96.8	97.2	103
Chrysene-d12 % recovery**	%	TM218		93.6	89.5	86.7	96.9	99.4	100
Perylene-d12 % recovery**	%	TM218		93.9	91.5	86.2	106	112	98.3
Naphthalene	<9 µg/kg	TM218		35.8 M	26.6 M	49.1 M	55.7 M	12 M	119 M
Acenaphthylene	<12 µg/kg	TM218		<12 M	<12 M	<12 M	<12 M	<12 M	<12 M
Acenaphthene	<8 µg/kg	TM218		20.7 M	15.5 M	63.2 M	9.64 M	<8 M	<8 M
Fluorene	<10 µg/kg	TM218		<10 M	<10 M	<10 M	207 M	52.4 M	<10 M
Phenanthrene	<15 µg/kg	TM218		65.3 M	179 M	614 M	645 M	196 M	45 M
Anthracene	<16 µg/kg	TM218		<16 M	<16 M	<16 M	32.1 M	<16 M	<16 M
Fluoranthene	<17 µg/kg	TM218		<17 M	26.5 M	64.3 M	40.4 M	<17 M	<17 M
Pyrene	<15 µg/kg	TM218		<15 M	<15 M	27.1 M	43.6 M	19.8 M	20.9 M
Benz(a)anthracene	<14 µg/kg	TM218		<14 M	<14 M	16.2 M	<14 M	<14 M	<14 M
Chrysene	<10 µg/kg	TM218		<10 M	22.2 M	71.3 M	82.1 M	31.1 M	33 M
Benzo(b)fluoranthene	<15 µg/kg	TM218		27 M	69.5 M	162 M	98.4 M	39.5 M	47.6 M
Benzo(k)fluoranthene	<14 µg/kg	TM218		<14 M	<14 M	<14 M	<14 M	<14 M	<14 M
Benzo(a)pyrene	<15 µg/kg	TM218		<15 M	<15 M	<15 M	19.7 M	<15 M	<15 M
Indeno(1,2,3-cd)pyrene	<18 µg/kg	TM218		<18 M	<18 M	<18 M	<18 M	<18 M	<18 M
Dibenzo(a,h)anthracene	<23 µg/kg	TM218		<23 M	<23 M	<23 M	<23 M	<23 M	<23 M
Benzo(g,h,i)perylene	<24 µg/kg	TM218		<24 M	<24 M	<24 M	35.3 M	<24 M	<24 M
PAH, Total Detected USEPA 16	<118 µg/kg	TM218		149	339	1070	1270	351	265

CERTIFICATE OF ANALYSIS

SDG:	150522-68	**Location:**	Coed Darcy	**Order Number:**	CD1238
Job:	H_ATKINS_LDC-369	**Customer:**	Atkins Global Ltd	**Report Number:**	316050
Client Reference:	Phase 69 Trial Pits	**Attention:**	Jack Lowrie	**Superseded Report:**	

PAH by GCMS

Results Legend	
#	ISO17025 accredited.
M	*m*CERTS accredited.
aq	Aqueous / settled sample.
diss.filt	Dissolved / filtered sample.
tot.unfilt	Total / unfiltered sample.
*	Subcontracted test.
**	% recovery of the surrogate standard to check the efficiency of the method. The results of individual compounds within samples aren't corrected for the recovery
(F)	Trigger breach confirmed
1-5&+§@	Sample deviation (see appendix)

Component	LOD/Units	Method	Customer Sample R	TPE	TPE	TPG	TPG	TPG	TPG
			Depth (m)	1.50	2.00	0.50	1.50	2.50	3.50
			Sample Type	Soil/Solid	Soil/Solid	Soil/Solid	Soil/Solid	Soil/Solid	Soil/Solid
			Date Sampled	21/05/2015	21/05/2015	20/05/2015	20/05/2015	20/05/2015	20/05/2015
			Sample Time	.	.	.	.	.	.
			Date Received	22/05/2015	22/05/2015	22/05/2015	22/05/2015	22/05/2015	22/05/2015
			SDG Ref	150522-68	150522-68	150522-68	150522-68	150522-68	150522-68
			Lab Sample No.(s)	11412355	11412361	11412387	11412391	11412396	11412401
			AGS Reference						
Naphthalene-d8 % recovery**	%	TM218		98.2	91.6	91.8	96.8	94.8	95.3
Acenaphthene-d10 % recovery**	%	TM218		94.3	91.6	91.8	94.7	93.2	93.2
Phenanthrene-d10 % recovery**	%	TM218		95.4	90.7	91.2	97.1	93.6	94.4
Chrysene-d12 % recovery**	%	TM218		97.6	86.6	94.4	93.3	89.7	88.7
Perylene-d12 % recovery**	%	TM218		98.1	89.9	95	95.9	95.5	92.1
Naphthalene	<9 µg/kg	TM218		271 M	238 M	16.1 M	201 M	225 M	240 M
Acenaphthylene	<12 µg/kg	TM218		<12 M	<12 M	<12 M	13.3 M	<12 M	<12 M
Acenaphthene	<8 µg/kg	TM218		49.6 M	24.7 M	<8 M	59.8 M	75.7 M	203 M
Fluorene	<10 µg/kg	TM218		57 M	19.2 M	<10 M	236 M	218 M	302 M
Phenanthrene	<15 µg/kg	TM218		171 M	103 M	27.9 M	643 M	566 M	680 M
Anthracene	<16 µg/kg	TM218		54.3 M	<16 M	<16 M	420 M	162 M	212 M
Fluoranthene	<17 µg/kg	TM218		81.3 M	67.2 M	<17 M	102 M	<17 M	25.4 M
Pyrene	<15 µg/kg	TM218		85.6 M	59.2 M	<15 M	134 M	20.3 M	32.1 M
Benz(a)anthracene	<14 µg/kg	TM218		37.5 M	22.1 M	<14 M	49.8 M	<14 M	<14 M
Chrysene	<10 µg/kg	TM218		56.4 M	34 M	<10 M	59.7 M	14.7 M	12.5 M
Benzo(b)fluoranthene	<15 µg/kg	TM218		62.3 M	55.4 M	<15 M	103 M	46.1 M	28.9 M
Benzo(k)fluoranthene	<14 µg/kg	TM218		<14 M	24.1 M	<14 M	31.7 M	<14 M	<14 M
Benzo(a)pyrene	<15 µg/kg	TM218		27.9 M	26.9 M	<15 M	61.3 M	<15 M	<15 M
Indeno(1,2,3-cd)pyrene	<18 µg/kg	TM218		<18 M	27.8 M	<18 M	47 M	<18 M	<18 M
Dibenzo(a,h)anthracene	<23 µg/kg	TM218		<23 M	<23 M	<23 M	<23 M	<23 M	<23 M
Benzo(g,h,i)perylene	<24 µg/kg	TM218		<24 M	42.1 M	<24 M	69.1 M	<24 M	<24 M
PAH, Total Detected USEPA 16	<118 µg/kg	TM218		953	744	<118	2230	1330	1740

CERTIFICATE OF ANALYSIS

SDG:	150522-68	**Location:**	Coed Darcy	**Order Number:**	CD1238
Job:	H_ATKINS_LDC-369	**Customer:**	Atkins Global Ltd	**Report Number:**	316050
Client Reference:	Phase 69 Trial Pits	**Attention:**	Jack Lowrie	**Superseded Report:**	

PAH by GCMS

Results Legend	
#	ISO17025 accredited.
M	*m*CERTS accredited.
aq	Aqueous / settled sample.
diss.filt	Dissolved / filtered sample.
tot.unfilt	Total / unfiltered sample.
*	Subcontracted test.
**	% recovery of the surrogate standard to check the efficiency of the method. The results of individual compounds within samples aren't corrected for the recovery
(F)	Trigger breach confirmed
1-5&+§@	Sample deviation (see appendix)

Customer Sample R	TPG
Depth (m)	4.50
Sample Type	Soil/Solid
Date Sampled	20/05/2015
Sample Time	.
Date Received	22/05/2015
SDG Ref	150522-68
Lab Sample No.(s)	11412342
AGS Reference	

Component	LOD/Units	Method	
Naphthalene-d8 % recovery**	%	TM218	95.7
Acenaphthene-d10 % recovery**	%	TM218	92.7
Phenanthrene-d10 % recovery**	%	TM218	92.5
Chrysene-d12 % recovery**	%	TM218	88.4
Perylene-d12 % recovery**	%	TM218	89.3
Naphthalene	<9 µg/kg	TM218	182 M
Acenaphthylene	<12 µg/kg	TM218	<12 M
Acenaphthene	<8 µg/kg	TM218	17 M
Fluorene	<10 µg/kg	TM218	52 M
Phenanthrene	<15 µg/kg	TM218	166 M
Anthracene	<16 µg/kg	TM218	32.2 M
Fluoranthene	<17 µg/kg	TM218	<17 M
Pyrene	<15 µg/kg	TM218	<15 M
Benz(a)anthracene	<14 µg/kg	TM218	<14 M
Chrysene	<10 µg/kg	TM218	<10 M
Benzo(b)fluoranthene	<15 µg/kg	TM218	28.9 M
Benzo(k)fluoranthene	<14 µg/kg	TM218	<14 M
Benzo(a)pyrene	<15 µg/kg	TM218	<15 M
Indeno(1,2,3-cd)pyrene	<18 µg/kg	TM218	<18 M
Dibenzo(a,h)anthracene	<23 µg/kg	TM218	<23 M
Benzo(g,h,i)perylene	<24 µg/kg	TM218	<24 M
PAH, Total Detected USEPA 16	<118 µg/kg	TM218	478

CERTIFICATE OF ANALYSIS

SDG:	150522-68	**Location:**	Coed Darcy	**Order Number:**	CD1238
Job:	H_ATKINS_LDC-369	**Customer:**	Atkins Global Ltd	**Report Number:**	316050
Client Reference:	Phase 69 Trial Pits	**Attention:**	Jack Lowrie	**Superseded Report:**	

TPH CWG (S)

Results Legend	
#	ISO17025 accredited.
M	*m*CERTS accredited.
aq	Aqueous / settled sample.
diss.filt	Dissolved / filtered sample.
tot.unfilt	Total / unfiltered sample.
*	Subcontracted test.
**	% recovery of the surrogate standard to check the efficiency of the method. The results of individual compounds within samples aren't corrected for the recovery
(F)	Trigger breach confirmed
1-5&+§@	Sample deviation (see appendix)

Component	LOD/Units	Method	Customer Sample R	TPD2	TPD2	TPD2	TPD2	TPD2	TPE
			Depth (m)	0.50	1.50	2.50	3.50	5.50	0.50
			Sample Type	Soil/Solid	Soil/Solid	Soil/Solid	Soil/Solid	Soil/Solid	Soil/Solid
			Date Sampled	20/05/2015	20/05/2015	20/05/2015	20/05/2015	20/05/2015	21/05/2015
			Sample Time	.	.	.	.	.	.
			Date Received	22/05/2015	22/05/2015	22/05/2015	22/05/2015	22/05/2015	22/05/2015
			SDG Ref	150522-68	150522-68	150522-68	150522-68	150522-68	150522-68
			Lab Sample No.(s)	11412338	11412366	11412371	11412377	11412383	11412348
			AGS Reference						
GRO Surrogate % recovery**	%	TM089		102 ♦	96 ♦	90 ♦	4 ♦	17 ♦	83
GRO TOT (Moisture Corrected)	<44 µg/kg	TM089		710 ♦ M	1260 ♦ M	13100 ♦ M	319 ♦ M	<176 ♦ M	<176 M
Methyl tertiary butyl ether (MTBE)	<5 µg/kg	TM089		<20 ♦ M	<20 ♦ M	<20 ♦ M	<5 ♦ M	<20 ♦ M	<20 M
Benzene	<10 µg/kg	TM089		<40 ♦ M	<40 ♦ M	<40 ♦ M	<10 ♦ M	<40 ♦ M	<40 M
Toluene	<2 µg/kg	TM089		<8 ♦ M	<8 ♦ M	<8 ♦ M	<2 ♦ M	<8 ♦ M	<8 M
Ethylbenzene	<3 µg/kg	TM089		<12 ♦ M	<12 ♦ M	<12 ♦ M	<3 ♦ M	<12 ♦ M	<12 M
m,p-Xylene	<6 µg/kg	TM089		<24 ♦ M	<24 ♦ M	<24 ♦ M	<6 ♦ M	<24 ♦ M	<24 M
o-Xylene	<3 µg/kg	TM089		<12 ♦ M	<12 ♦ M	<12 ♦ M	<3 ♦ M	<12 ♦ M	<12 M
sum of detected mpo xylene by GC	<9 µg/kg	TM089		<9 ♦	<9 ♦	<9 ♦	<9 ♦	<9 ♦	<9
sum of detected BTEX by GC	<24 µg/kg	TM089		<24 ♦	<24 ♦	<24 ♦	<24 ♦	<24 ♦	<24
Aliphatics >C5-C6	<10 µg/kg	TM089		<40 ♦	<40 ♦	<40 ♦	28 ♦	<40 ♦	<40
Aliphatics >C6-C8	<10 µg/kg	TM089		<40 ♦	169 ♦	143 ♦	114 ♦	<40 ♦	<40
Aliphatics >C8-C10	<10 µg/kg	TM089		53.1 ♦	310 ♦	1650 ♦	51.5 ♦	<40 ♦	<40
Aliphatics >C10-C12	<10 µg/kg	TM089		331 ♦	319 ♦	6130 ♦	54.9 ♦	<40 ♦	<40
Aliphatics >C12-C16	<100 µg/kg	TM173		103000	<100	77200	2400	330	1070
Aliphatics >C16-C21	<100 µg/kg	TM173		34900	<100	7270	<100	<100	264
Aliphatics >C21-C35	<100 µg/kg	TM173		92900	<100	<100	<100	<100	3020
Aliphatics >C35-C44	<100 µg/kg	TM173		9730	<100	<100	<100	<100	1050
Total Aliphatics >C12-C44	<100 µg/kg	TM173		240000	<100	84500	2400	330	5400
Aromatics >EC5-EC7	<10 µg/kg	TM089		<40 ♦	<40 ♦	<40 ♦	<10 ♦	<40 ♦	<40
Aromatics >EC7-EC8	<10 µg/kg	TM089		<40 ♦	<40 ♦	<40 ♦	<10 ♦	<40 ♦	<40
Aromatics >EC8-EC10	<10 µg/kg	TM089		<40 ♦	206 ♦	1100 ♦	34.7 ♦	<40 ♦	<40
Aromatics >EC10-EC12	<10 µg/kg	TM089		221 ♦	212 ♦	4090 ♦	35.8 ♦	<40 ♦	<40
Aromatics >EC12-EC16	<100 µg/kg	TM173		28300	837	8210	7340	1120	<100
Aromatics >EC16-EC21	<100 µg/kg	TM173		14200	385	5340	10100	2460	<100
Aromatics >EC21-EC35	<100 µg/kg	TM173		50800	1260	6690	20100	6770	4240
Aromatics >EC35-EC44	<100 µg/kg	TM173		12300	2010	<100	5180	1450	2940
Aromatics >EC40-EC44	<100 µg/kg	TM173		4400	1050	<100	1780	529	1390
Total Aromatics >EC12-EC44	<100 µg/kg	TM173		106000	4490	20200	42800	11800	7180
Total Aliphatics & Aromatics >C5-C44	<100 µg/kg	TM173		347000	5750	118000	45500	12100	12600

CERTIFICATE OF ANALYSIS

SDG:	150522-68	**Location:**	Coed Darcy	**Order Number:**	CD1238
Job:	H_ATKINS_LDC-369	**Customer:**	Atkins Global Ltd	**Report Number:**	316050
Client Reference:	Phase 69 Trial Pits	**Attention:**	Jack Lowrie	**Superseded Report:**	

TPH CWG (S)

Results Legend

#	ISO17025 accredited.
M	*m*CERTS accredited.
aq	Aqueous / settled sample.
diss.filt	Dissolved / filtered sample.
tot.unfilt	Total / unfiltered sample.
*	Subcontracted test.
**	% recovery of the surrogate standard to check the efficiency of the method. The results of individual compounds within samples aren't corrected for the recovery
(F)	Trigger breach confirmed
1-5&+§@	Sample deviation (see appendix)

Component	LOD/Units	Method	Customer Sample R	TPE	TPE	TPG	TPG	TPG	TPG
			Depth (m)	1.50	2.00	0.50	1.50	2.50	3.50
			Sample Type	Soil/Solid	Soil/Solid	Soil/Solid	Soil/Solid	Soil/Solid	Soil/Solid
			Date Sampled	21/05/2015	21/05/2015	20/05/2015	20/05/2015	20/05/2015	20/05/2015
			Sample Time	.	.	.	.	.	.
			Date Received	22/05/2015	22/05/2015	22/05/2015	22/05/2015	22/05/2015	22/05/2015
			SDG Ref	150522-68	150522-68	150522-68	150522-68	150522-68	150522-68
			Lab Sample No.(s)	11412355	11412361	11412387	11412391	11412396	11412401
			AGS Reference						
GRO Surrogate % recovery**	%	TM089		125	119	95 ♦	71 ♦	95 ♦	98 ♦
GRO TOT (Moisture Corrected)	<44 µg/kg	TM089		80100 M	146000 M	<176 ♦ M	146000 ♦ M	97300 ♦ M	210000 ♦ M
Methyl tertiary butyl ether (MTBE)	<5 µg/kg	TM089		<20 M	479 M	<20 ♦ M	<20 ♦ M	<20 ♦ M	<20 ♦ M
Benzene	<10 µg/kg	TM089		<40 M	<40 M	<40 ♦ M	48.4 ♦ M	53.9 ♦ M	153 ♦ M
Toluene	<2 µg/kg	TM089		<8 M	<8 M	<8 ♦ M	<8 ♦ M	<8 ♦ M	<8 ♦ M
Ethylbenzene	<3 µg/kg	TM089		<12 M	672 M	<12 ♦ M	<12 ♦ M	<12 ♦ M	<12 ♦ M
m,p-Xylene	<6 µg/kg	TM089		1930 M	545 M	<24 ♦ M	<24 ♦ M	<24 ♦ M	<24 ♦ M
o-Xylene	<3 µg/kg	TM089		<12 M	<12 M	<12 ♦ M	<12 ♦ M	<12 ♦ M	<12 ♦ M
sum of detected mpo xylene by GC	<9 µg/kg	TM089		1930	545	<9 ♦	<9 ♦	<9 ♦	<9 ♦
sum of detected BTEX by GC	<24 µg/kg	TM089		1930	1220	<24 ♦	48.4 ♦	53.9 ♦	153 ♦
Aliphatics >C5-C6	<10 µg/kg	TM089		496	569	<40 ♦	176 ♦	1080 ♦	5760 ♦
Aliphatics >C6-C8	<10 µg/kg	TM089		11100	20000	<40 ♦	13000 ♦	19300 ♦	63000 ♦
Aliphatics >C8-C10	<10 µg/kg	TM089		20400	26900	<40 ♦	45800 ♦	24100 ♦	46800 ♦
Aliphatics >C10-C12	<10 µg/kg	TM089		19300	44800	<40 ♦	33700 ♦	22100 ♦	38000 ♦
Aliphatics >C12-C16	<100 µg/kg	TM173		105000	<100	9000	167000	54700	81700
Aliphatics >C16-C21	<100 µg/kg	TM173		22900	15000	63300	199000	42700	67100
Aliphatics >C21-C35	<100 µg/kg	TM173		15000	14100	49300	81100	14100	14000
Aliphatics >C35-C44	<100 µg/kg	TM173		<100	<100	20300	22400	<100	1010
Total Aliphatics >C12-C44	<100 µg/kg	TM173		143000	29100	142000	470000	111000	164000
Aromatics >EC5-EC7	<10 µg/kg	TM089		<40	<40	<40 ♦	48.4 ♦	53.9 ♦	153 ♦
Aromatics >EC7-EC8	<10 µg/kg	TM089		<40	<40	<40 ♦	<40 ♦	<40 ♦	<40 ♦
Aromatics >EC8-EC10	<10 µg/kg	TM089		15500	19200	<40 ♦	30500 ♦	16000 ♦	31200 ♦
Aromatics >EC10-EC12	<10 µg/kg	TM089		12800	29900	<40 ♦	22500 ♦	14700 ♦	25300 ♦
Aromatics >EC12-EC16	<100 µg/kg	TM173		19700	8780	5330	18000	14900	45100
Aromatics >EC16-EC21	<100 µg/kg	TM173		9890	3450	17300	60300	15800	33000
Aromatics >EC21-EC35	<100 µg/kg	TM173		3030	7760	77200	41400	7520	17400
Aromatics >EC35-EC44	<100 µg/kg	TM173		<100	6480	69000	24100	5810	9920
Aromatics >EC40-EC44	<100 µg/kg	TM173		<100	3070	30000	10300	2950	4500
Total Aromatics >EC12-EC44	<100 µg/kg	TM173		32600	26500	169000	144000	44000	105000
Total Aliphatics & Aromatics >C5-C44	<100 µg/kg	TM173		255000	197000	311000	759000	253000	480000

CERTIFICATE OF ANALYSIS

SDG:	150522-68	**Location:**	Coed Darcy	**Order Number:**	CD1238
Job:	H_ATKINS_LDC-369	**Customer:**	Atkins Global Ltd	**Report Number:**	316050
Client Reference:	Phase 69 Trial Pits	**Attention:**	Jack Lowrie	**Superseded Report:**	

TPH CWG (S)

Results Legend	
#	ISO17025 accredited.
M	*m*CERTS accredited.
aq	Aqueous / settled sample.
diss.filt	Dissolved / filtered sample.
tot.unfilt	Total / unfiltered sample.
*	Subcontracted test.
**	% recovery of the surrogate standard to check the efficiency of the method. The results of individual compounds within samples aren't corrected for the recovery
(F)	Trigger breach confirmed
1-5&+§@	Sample deviation (see appendix)

Customer Sample R			TPG
Depth (m)			4.50
Sample Type			Soil/Solid
Date Sampled			20/05/2015
Sample Time			.
Date Received			22/05/2015
SDG Ref			150522-68
Lab Sample No.(s)			11412342
AGS Reference			
Component	**LOD/Units**	**Method**	
GRO Surrogate % recovery**	%	TM089	116 ♦
GRO TOT (Moisture Corrected)	<44 µg/kg	TM089	29600 ♦ M
Methyl tertiary butyl ether (MTBE)	<5 µg/kg	TM089	<20 ♦ M
Benzene	<10 µg/kg	TM089	64.4 ♦ M
Toluene	<2 µg/kg	TM089	<8 ♦ M
Ethylbenzene	<3 µg/kg	TM089	214 ♦ M
m,p-Xylene	<6 µg/kg	TM089	<24 ♦ M
o-Xylene	<3 µg/kg	TM089	<12 ♦ M
sum of detected mpo xylene by GC	<9 µg/kg	TM089	<9 ♦
sum of detected BTEX by GC	<24 µg/kg	TM089	278 ♦
Aliphatics >C5-C6	<10 µg/kg	TM089	1820 ♦
Aliphatics >C6-C8	<10 µg/kg	TM089	10700 ♦
Aliphatics >C8-C10	<10 µg/kg	TM089	5890 ♦
Aliphatics >C10-C12	<10 µg/kg	TM089	4170 ♦
Aliphatics >C12-C16	<100 µg/kg	TM173	17300
Aliphatics >C16-C21	<100 µg/kg	TM173	12900
Aliphatics >C21-C35	<100 µg/kg	TM173	930
Aliphatics >C35-C44	<100 µg/kg	TM173	<100
Total Aliphatics >C12-C44	<100 µg/kg	TM173	31100
Aromatics >EC5-EC7	<10 µg/kg	TM089	64.4 ♦
Aromatics >EC7-EC8	<10 µg/kg	TM089	<40 ♦
Aromatics >EC8-EC10	<10 µg/kg	TM089	4140 ♦
Aromatics >EC10-EC12	<10 µg/kg	TM089	2780 ♦
Aromatics >EC12-EC16	<100 µg/kg	TM173	4900
Aromatics >EC16-EC21	<100 µg/kg	TM173	4510
Aromatics >EC21-EC35	<100 µg/kg	TM173	<100
Aromatics >EC35-EC44	<100 µg/kg	TM173	<100
Aromatics >EC40-EC44	<100 µg/kg	TM173	<100
Total Aromatics >EC12-EC44	<100 µg/kg	TM173	9400
Total Aliphatics & Aromatics >C5-C44	<100 µg/kg	TM173	70100

CERTIFICATE OF ANALYSIS

SDG:	150522-68	**Location:**	Coed Darcy	**Order Number:**	CD1238
Job:	H_ATKINS_LDC-369	**Customer:**	Atkins Global Ltd	**Report Number:**	316050
Client Reference:	Phase 69 Trial Pits	**Attention:**	Jack Lowrie	**Superseded Report:**	

Table of Results - Appendix

Method No	Reference	Description	Wet/Dry Sample [1]	Surrogate Corrected
ASB_PREP				
PM001		Preparation of Samples for Metals Analysis		
PM024	Modified BS 1377	Soil preparation including homogenisation, moisture screens of soils for Asbestos Containing Material		
SUB (ASB)				
TM089	Modified: US EPA Methods 8020 & 602	Determination of Gasoline Range Hydrocarbons (GRO) and BTEX (MTBE) compounds by Headspace GC-FID (C4-C12)		
TM132	In - house Method	ELTRA CS800 Operators Guide		
TM133	BS 1377: Part 3 1990;BS 6068-2.5	Determination of pH in Soil and Water using the GLpH pH Meter		
TM173	Analysis of Petroleum Hydrocarbons in Environmental Media – Total Petroleum Hydrocarbon Criteria	Determination of Speciated Extractable Petroleum Hydrocarbons in Soils by GC-FID		
TM181	US EPA Method 6010B	Determination of Routine Metals in Soil by iCap 6500 Duo ICP-OES		
TM218	Microwave extraction – EPA method 3546	Microwave extraction - EPA method 3546		

[1] Applies to Solid samples only. DRY indicates samples have been dried at 35°C. NA = not applicable.

CERTIFICATE OF ANALYSIS

SDG:	150522-68	**Location:**	Coed Darcy	**Order Number:**	CD1238
Job:	H_ATKINS_LDC-369	**Customer:**	Atkins Global Ltd	**Report Number:**	316050
Client Reference:	Phase 69 Trial Pits	**Attention:**	Jack Lowrie	**Superseded Report:**	

Test Completion Dates

Lab Sample No(s)	11412338	11412366	11412371	11412377	11412383	11412348	11412355	11412361	11412342	11412387
Customer Sample Ref.	TPD2	TPD2	TPD2	TPD2	TPD2	TPE	TPE	TPE	TPG	TPG
AGS Ref.										
Depth	0.50	1.50	2.50	3.50	5.50	0.50	1.50	2.00	4.50	0.50
Type	SOLID	SOLID	SOLID	SOLID	SOLID	SOLID	SOLID	SOLID	SOLID	SOLID
Asbestos fibres in Soil*	04-Jun-2015					04-Jun-2015				04-Jun-2015
EPH CWG (Aliphatic) GC (S)	02-Jun-2015	02-Jun-2015	29-May-2015	29-May-2015	29-May-2015	02-Jun-2015	02-Jun-2015	02-Jun-2015	02-Jun-2015	02-Jun-2015
EPH CWG (Aromatic) GC (S)	02-Jun-2015	02-Jun-2015	29-May-2015	29-May-2015	29-May-2015	02-Jun-2015	02-Jun-2015	02-Jun-2015	02-Jun-2015	02-Jun-2015
GRO by GC-FID (S)	07-Jun-2015	07-Jun-2015	07-Jun-2015	08-Jun-2015	07-Jun-2015	05-Jun-2015	05-Jun-2015	05-Jun-2015	07-Jun-2015	07-Jun-2015
Metals in solid samples by OES	03-Jun-2015	01-Jun-2015	01-Jun-2015	01-Jun-2015	01-Jun-2015	03-Jun-2015	01-Jun-2015	01-Jun-2015	01-Jun-2015	03-Jun-2015
PAH by GCMS	31-May-2015	31-May-2015	31-May-2015	29-May-2015	29-May-2015	03-Jun-2015	02-Jun-2015	31-May-2015	31-May-2015	31-May-2015
pH	03-Jun-2015	04-Jun-2015	04-Jun-2015	04-Jun-2015	04-Jun-2015	03-Jun-2015	04-Jun-2015	04-Jun-2015	04-Jun-2015	03-Jun-2015
Sample description	28-May-2015	27-May-2015	27-May-2015	27-May-2015	27-May-2015	28-May-2015	27-May-2015	27-May-2015	27-May-2015	28-May-2015
Total Organic Carbon			01-Jun-2015		01-Jun-2015			03-Jun-2015		
TPH CWG GC (S)	07-Jun-2015	07-Jun-2015	07-Jun-2015	08-Jun-2015	07-Jun-2015	05-Jun-2015	05-Jun-2015	05-Jun-2015	07-Jun-2015	07-Jun-2015

Lab Sample No(s)	11412391	11412396	11412401
Customer Sample Ref.	TPG	TPG	TPG
AGS Ref.			
Depth	1.50	2.50	3.50
Type	SOLID	SOLID	SOLID
EPH CWG (Aliphatic) GC (S)	02-Jun-2015	02-Jun-2015	02-Jun-2015
EPH CWG (Aromatic) GC (S)	02-Jun-2015	02-Jun-2015	02-Jun-2015
GRO by GC-FID (S)	07-Jun-2015	07-Jun-2015	07-Jun-2015
Metals in solid samples by OES	01-Jun-2015	01-Jun-2015	01-Jun-2015
PAH by GCMS	31-May-2015	31-May-2015	31-May-2015
pH	04-Jun-2015	04-Jun-2015	04-Jun-2015
Sample description	27-May-2015	27-May-2015	27-May-2015
Total Organic Carbon	03-Jun-2015		03-Jun-2015
TPH CWG GC (S)	07-Jun-2015	07-Jun-2015	07-Jun-2015

Derwentside Environmental Testing Services

Certificate of Analysis

Certificate Number 15-36073

01-Jun-15

Client	Alcontrol Laboratories Units 7 & 8 Hawarden Business Park Manor Road Hawarden Deeside CH5 3US
Our Reference	15-36073
Client Reference	150522-68
Contract Title	150522-68
Description	3 Soil samples.
Date Received	27-May-15
Date Started	27-May-15
Date Completed	01-Jun-15
Test Procedures	Identified by prefix DETSn (details on request).
Notes	Opinions and interpretations are outside the scope of UKAS accreditation. This certificate is issued in accordance with the accreditation requirements of the United Kingdom Accreditation Service. The results reported herein relate only to the material supplied to the laboratory. Observations and interpretations are outside the scope of ISO 17025. This certificate shall not be reproduced except in full, without the prior written approval of the laboratory.

Approved By

Rob Brown
Business Manager

UKAS TESTING
2139

Summary of Asbestos Analysis

Soil Samples

Our Ref 15-36073
Client Ref 150522-68
Contract Title 150522-68

Lab No	Sample ID	Material Type	Result	Comment*	Analyst
817070	11425119 0.50	SOIL	NAD	none	Jeff Cruddas
817071	11425149 0.50	SOIL	NAD	none	Jeff Cruddas
817072	11425098 0.50	SOIL	NAD	none	Jeff Cruddas

Crocidolite = Blue Asbestos, Amosite = Brown Asbestos, Chrysotile = White Asbestos. Anthophyllite, Actinolite and Tremolite are other forms of Asbestos. Samples are analysed by DETSC 1101 using polarised light microscopy in accordance with HSG248 and documented in-house methods. NAD = No Asbestos Detected. Where a sample is NAD, the result is based on analysis of at least 2 sub-samples and should be taken to mean 'no asbestos detected in sample'. Key: * - not included in laboratory scope of accreditation.

Information in Support of the Analytical Results

Our Ref 15-36073
Client Ref 150522-68
Contract 150522-68

Containers Received & Deviating Samples

Lab No	Sample ID	Date Sampled	Containers Received	Holding time exceeded for tests	Inappropriate container for tests
817070	11425119 0.50 SOIL	20/05/15	PT 500ml		
817071	11425149 0.50 SOIL	21/05/15	PT 500ml		
817072	11425098 0.50 SOIL	20/05/15	PT 500ml		

Key: P-Plastic T-Tub

DETS cannot be held responsible for the integrity of samples received whereby the laboratory did not undertake the sampling. In this instance samples received may be deviating. Deviating Sample criteria are based on British and International standards and laboratory trials in conjunction with the UKAS note 'Guidance on Deviating Samples'. All samples received are listed above. However, those samples that have additional comments in relation to hold time and/or inappropriate containers are deviating due to the reasons stated. This means that the analysis is accredited where applicable, but results may be compromised due to sample deviations. If no sampled date (soils) or date+time (waters) has been supplied then samples are deviating. However, if you are able to supply a sampled date (and time for waters) this will prevent samples being reported as deviating where specific hold times are not exceeded and where the container supplied is suitable.

Disposal

From the issue date of this test certificate, samples will be held for the following times prior to disposal :-

Soils - 1 month, Liquids - 2 weeks, Asbestos (test portion) - 6 months

SDG:	150522-68	**Location:**	Coed Darcy	**Order Number:**	CD1238
Job:	H_ATKINS_LDC-369	**Customer:**	Atkins Global Ltd	**Report Number:**	316050
Client Reference:	Phase 69 Trial Pits	**Attention:**	Jack Lowrie	**Superseded Report:**	

Appendix

General

1. Results are expressed on a dry weight basis (dried at 35ºC) for all soil analyses except for the following: NRA and CEN Leach tests, flash point LOI, pH, ammonium as NH4 by the BRE method, VOC TICS and SVOC TICS.

2. Samples will be run in duplicate upon request, but an additional charge may be incurred.

3. If sufficient sample is received a sub sample will be retained free of charge for 30 days after analysis is completed (e-mailed) for all sample types unless the sample is destroyed on testing. The prepared soil sub sample that is analysed for asbestos will be retained for a period of 6 months after the analysis date. All bulk samples will be retained for a period of 6 months after the analysis date. All samples received and not scheduled will be disposed of one month after the date of receipt unless we are instructed to the contrary. Once the initial period has expired, a storage charge will be applied for each month or part thereof until the client cancels the request for sample storage. ALcontrol Laboratories reserve the right to charge for samples received and stored but not analysed.

4. With respect to turnaround, we will always endeavour to meet client requirements wherever possible, but turnaround times cannot be absolutely guaranteed due to so many variables beyond our control.

5. We take responsibility for any test performed by sub-contractors (marked with an asterisk). We endeavour to use UKAS/MCERTS Accredited Laboratories, who either complete a quality questionnaire or are audited by ourselves. For some determinands there are no UKAS/MCERTS Accredited Laboratories, in this instance a laboratory with a known track record will be utilised.

6. When requested, the individual sub sample scheduled will be analysed in house for the presence of asbestos fibres and asbestos containing material by our documented in house method TM048 based on HSG 248 (2005), which is accredited to ISO17025. If a specific asbestos fibre type is not found this will be reported as “Not detected”. If no asbestos fibre types are found all will be reported as “Not detected” and the sub sample analysed deemed to be clear of asbestos. If an asbestos fibre type is found it will be reported as detected (for each fibre type found). Testing can be carried out on asbestos positive samples, but, due to Health and Safety considerations, may be replaced by alternative tests or reported as No Determination Possible. The quantity of asbestos present is not determined unless specifically requested.

7. If no separate volatile sample is supplied by the client, or if a headspace or sediment is present in the volatile sample, the integrity of the data may be compromised. This will be flagged up as an invalid VOC on the test schedule and the result marked as deviating on the test certificate.

8. If appropriate preserved bottles are not received preservation will take place on receipt. However, the integrity of the data may be compromised.

9. NDP -No determination possible due to insufficient/unsuitable sample.

10. Metals in water are performed on a filtered sample, and therefore represent dissolved metals -total metals must be requested separately.

11. Results relate only to the items tested.

12. LODs for wet tests reported on a dry weight basis are not corrected for moisture content.

13. **Surrogate recoveries** - Surrogates are added to your sample to monitor recovery of the test requested. A % recovery is reported, results are not corrected for the recovery measured. Typical recoveries for organics tests are 70-130%, they are generally wider for volatiles analysis, 50-150%. Recoveries in soils are affected by organic rich or clay rich matrices. Waters can be affected by remediation fluids or high amounts of sediment. Test results are only ever reported if all of the associated quality checks pass; it is assumed that all recoveries outside of the values above are due to matrix affect.

14. **Product analyses** -Organic analyses on products can only be semi-quantitative due to the matrix effects and high dilution factors employed.

15. Phenols monohydric by HPLC include phenol, cresols (2-Methylphenol, 3-Methylphenol and 4-Methylphenol) and Xylenols (2,3 Dimethylphenol, 2,4 Dimethylphenol, 2,5 Dimethylphenol, 2,6 Dimethylphenol, 3,4 Dimethyphenol, 3,5 Dimethylphenol).

16. Total of 5 speciated phenols by HPLC includes Phenol, 2,3,5-Trimethyl Phenol, 2-Isopropylphenol, Cresols and Xylenols (as detailed in 15).

17. Stones/debris are not routinely removed. We always endeavour to take a representative sub sample from the received sample.

18. In certain circumstances the method detection limit may be elevated due to the sample being outside the calibration range. Other factors that may contribute to this include possible interferences. In both cases the sample would be diluted which would cause the method detection limit to be raised.

19. Mercury results quoted on soils will not include volatile mercury as the analysis is performed on a dried and crushed sample.

20. For the BSEN 12457-3 two batch process to allow the cumulative release to be calculated, the volume of the leachate produced is measured and filtered for all tests. We therefore cannot carry out any unfiltered analysis. The tests affected include volatiles GCFID/GCMS and all subcontracted analysis.

21. For all leachate preparations (NRA, DIN, TCLP, BSEN 12457-1, 2, 3) volatile loss may occur, as we do not employ zero headspace extraction.

22. We are accredited to MCERTS for sand, clay and loam/topsoil, or any of these materials - whether these are derived from naturally occurring soil profiles, or from fill/made ground, as long as these materials constitute the major part of the sample. Other coarse granular material such as concrete, gravel and brick are not accredited if they comprise the major part of the sample.

23. Analysis and identification of specific compounds using GCFID is by retention time only, and we routinely calibrate and quantify for benzene, toluene, ethylbenzenes and xylenes (BTEX). For total volatiles in the C5-C12 range, the total area of the chromatogram is integrated and expressed as ug/kg or ug/l. Although this analysis is commonly used for the quantification of gasoline range organics (GRO), the system will also detect other compounds such as chlorinated solvents, and this may lead to a falsely high result with respect to hydrocarbons only. It is not possible to specifically identify these non-hydrocarbons, as standards are not routinely run for any other compounds, and for more definitive identification, volatiles by GCMS should be utilised.

Sample Deviations

1	Container with Headspace provided for volatiles analysis
2	Incorrect container received
3	Deviation from method
4	Holding time exceeded before sample received
5	Samples exceeded holding time before presevation was performed
§	Sampled on date not provided
♦	Sample holding time exceeded in laboratory
@	Sample holding time exceeded due to sampled on date
&	Sample Holding Time exceeded - Late arrival of instructions.

Asbestos

Identification of Asbestos in Bulk Materials & Soils

The results for identification of asbestos in bulk materials are obtained from supplied bulk materials which have been examined to determine the presence of asbestos fibres using Alcontrol Laboratories (Hawarden) in-house method of transmitted/polarised light microscopy and central stop dispersion staining, based on HSG 248 (2005).

The results for identification of asbestos in soils are obtained from a homogenised sub sample which has been examined to determine the presence of asbestos fibres using Alcontrol Laboratories (Hawarden) in-house method of transmitted/polarised light microscopy and central stop dispersion staining, based on HSG 248 (2005).

Asbestos Type	Common Name
Chrysotile	White Asbestos
Amosite	Brown Asbestos
Crocidolite	Blue Asbestos
Fibrous Actinolite	-
Fibrous Anthophyllite	-
Fibrous Tremolite	-

Visual Estimation Of Fibre Content

Estimation of fibre content is not permitted as part of our UKAS accredited test other than: - Trace - Where only one or two asbestos fibres were identified.

Further guidance on typical asbestos fibre content of manufactured products can be found in HSG 264.

The identification of asbestos containing materials and soils falls within our schedule of tests for which we hold UKAS accreditation, however opinions, interpretations and all other information contained in the report are outside the scope of UKAS accreditation.

Appendix D. Laboratory Analytical Results – Remedial Works

ALcontrol Laboratories

Unit 7-8 Hawarden Business Park
Manor Road (off Manor Lane)
Hawarden
Deeside
CH5 3US
Tel: (01244) 528700
Fax: (01244) 528701
email: mkt@alcontrol.com
Website: www.alcontrol.com

Atkins Global Ltd
Project Jonah site office
Llan Coed House
Suite 24
Coed Darcy
Llandarcy
SA10 6HJ

Attention: Kirsty Shorter

CERTIFICATE OF ANALYSIS

Date:	18 August 2015
Customer:	H_ATKINS_LDC
Sample Delivery Group (SDG):	150807-69
Your Reference:	MP69 Pipe excavation
Location:	Coed Darcy
Report No:	325879

We received 1 sample on Friday August 07, 2015 and 1 of these samples were scheduled for analysis which was completed on Tuesday August 18, 2015. Accredited laboratory tests are defined within the report, but opinions, interpretations and on-site data expressed herein are outside the scope of ISO 17025 accreditation.

Should this report require incorporation into client reports, it must be used in its entirety and not simply with the data sections alone.

All chemical testing (unless subcontracted) is performed at ALcontrol Hawarden Laboratories.

Approved By:



Sonia McWhan

Operations Manager

Alcontrol Laboratories is a trading division of ALcontrol UK Limited
Registered Office: Units 7 & 8 Hawarden Business Park, Manor Road, Hawarden, Deeside, CH5 3US. Registered in England and Wales No.

CERTIFICATE OF ANALYSIS

SDG:	150807-69	**Location:**	Coed Darcy	**Order Number:**	CD1341
Job:	H_ATKINS_LDC-429	**Customer:**	Atkins Global Ltd	**Report Number:**	325879
Client Reference:	MP69 Pipe excavation	**Attention:**	Kirsty Shorter	**Superseded Report:**	

Received Sample Overview

Lab Sample No(s)	Customer Sample Ref.	AGS Ref.	Depth (m)	Sampled Date
11854361	TPE2820		0.20 - 0.20	06/08/2015

Only received samples which have had analysis scheduled will be shown on the following pages.

CERTIFICATE OF ANALYSIS

SDG:	150807-69	**Location:**	Coed Darcy	**Order Number:**	CD1341
Job:	H_ATKINS_LDC-429	**Customer:**	Atkins Global Ltd	**Report Number:**	325879
Client Reference:	MP69 Pipe excavation	**Attention:**	Kirsty Shorter	**Superseded Report:**	

SOLID

Results Legend

X **Test**

N **No Determination Possible**

			Lab Sample No(s)	Customer Sample Reference	AGS Reference	Depth (m)	Container	
			11854361	TPE2820		0.20 - 0.20	250g Amber Jar (AL	60g VOC (ALE215)
EPH CWG (Aliphatic) GC (S)	All	NDPs: 0 Tests: 1					X	
EPH CWG (Aromatic) GC (S)	All	NDPs: 0 Tests: 1					X	
GRO by GC-FID (S)	All	NDPs: 0 Tests: 1						X
PAH by GCMS	All	NDPs: 0 Tests: 1					X	
Sample description	All	NDPs: 0 Tests: 1					X	
TPH CWG GC (S)	All	NDPs: 0 Tests: 1					X	

CERTIFICATE OF ANALYSIS

SDG:	150807-69	**Location:**	Coed Darcy	**Order Number:**	CD1341
Job:	H_ATKINS_LDC-429	**Customer:**	Atkins Global Ltd	**Report Number:**	325879
Client Reference:	MP69 Pipe excavation	**Attention:**	Kirsty Shorter	**Superseded Report:**	

Sample Descriptions

Grain Sizes

very fine	<0.063mm	**fine**	0.063mm - 0.1mm	**medium**	0.1mm - 2mm	**coarse**	2mm - 10mm	**very coarse**	>10mm

Lab Sample No(s)	Customer Sample Ref.	Depth (m)	Colour	Description	Grain size	Inclusions	Inclusions 2
11854361	TPE2820	0.20 - 0.20	Light Brown	Sandy Loam	0.1 - 2 mm	Stones	None

These descriptions are only intended to act as a cross check if sample identities are questioned, and to provide a log of sample matrices with respect to MCERTS validation. They are not intended as full geological descriptions.

We are accredited to MCERTS for sand, clay and loam/topsoil, or any of these materials - whether these are derived from naturally ocurring soil profiles, or from fill/made ground, as long as these materials constitute the major part of the sample.

Other coarse granular materials such as concrete, gravel and brick are not accredited if they comprise the major part of the sample.

CERTIFICATE OF ANALYSIS

SDG:	150807-69	**Location:**	Coed Darcy	**Order Number:**	CD1341
Job:	H_ATKINS_LDC-429	**Customer:**	Atkins Global Ltd	**Report Number:**	325879
Client Reference:	MP69 Pipe excavation	**Attention:**	Kirsty Shorter	**Superseded Report:**	

Results Legend	
#	ISO17025 accredited.
M	*m*CERTS accredited.
aq	Aqueous / settled sample.
diss.filt	Dissolved / filtered sample.
tot.unfilt	Total / unfiltered sample.
*	Subcontracted test.
**	% recovery of the surrogate standard to check the efficiency of the method. The results of individual compounds within samples aren't corrected for the recovery
(F)	Trigger breach confirmed
1-5&+§@	Sample deviation (see appendix)

Component	LOD/Units	Method	Customer Sample R	
			TPE2820	
			Depth (m)	0.20 - 0.20
			Sample Type	Soil/Solid
			Date Sampled	06/08/2015
			Sample Time	.
			Date Received	07/08/2015
			SDG Ref	150807-69
			Lab Sample No.(s)	11854361
			AGS Reference	
Moisture Content Ratio (% of as received sample)	%	PM024	11	

CERTIFICATE OF ANALYSIS

SDG:	150807-69	**Location:**	Coed Darcy	**Order Number:**	CD1341
Job:	H_ATKINS_LDC-429	**Customer:**	Atkins Global Ltd	**Report Number:**	325879
Client Reference:	MP69 Pipe excavation	**Attention:**	Kirsty Shorter	**Superseded Report:**	

PAH by GCMS

Results Legend	
#	ISO17025 accredited.
M	*m*CERTS accredited.
aq	Aqueous / settled sample.
diss.filt	Dissolved / filtered sample.
tot.unfilt	Total / unfiltered sample.
*	Subcontracted test.
**	% recovery of the surrogate standard to check the efficiency of the method. The results of individual compounds within samples aren't corrected for the recovery
(F)	Trigger breach confirmed
1-5&+§@	Sample deviation (see appendix)

	Customer Sample R	Depth (m)	Sample Type	Date Sampled	Sample Time	Date Received	SDG Ref	Lab Sample No.(s)	AGS Reference
	TPE2820	0.20 - 0.20	Soil/Solid	06/08/2015	.	07/08/2015	150807-69	11854361	

Component	LOD/Units	Method	
Naphthalene-d8 % recovery**	%	TM218	96.9
Acenaphthene-d10 % recovery**	%	TM218	98.7
Phenanthrene-d10 % recovery**	%	TM218	100
Chrysene-d12 % recovery**	%	TM218	101
Perylene-d12 % recovery**	%	TM218	102
Naphthalene	<9 µg/kg	TM218	64.3 M
Acenaphthylene	<12 µg/kg	TM218	18.1 M
Acenaphthene	<8 µg/kg	TM218	35.9 M
Fluorene	<10 µg/kg	TM218	53.8 M
Phenanthrene	<15 µg/kg	TM218	263 M
Anthracene	<16 µg/kg	TM218	72.1 M
Fluoranthene	<17 µg/kg	TM218	312 M
Pyrene	<15 µg/kg	TM218	394 M
Benz(a)anthracene	<14 µg/kg	TM218	244 M
Chrysene	<10 µg/kg	TM218	253 M
Benzo(b)fluoranthene	<15 µg/kg	TM218	440 M
Benzo(k)fluoranthene	<14 µg/kg	TM218	158 M
Benzo(a)pyrene	<15 µg/kg	TM218	305 M
Indeno(1,2,3-cd)pyrene	<18 µg/kg	TM218	216 M
Dibenzo(a,h)anthracene	<23 µg/kg	TM218	95.7 M
Benzo(g,h,i)perylene	<24 µg/kg	TM218	274 M
PAH, Total Detected USEPA 16	<118 µg/kg	TM218	3200

CERTIFICATE OF ANALYSIS

SDG:	150807-69	**Location:**	Coed Darcy	**Order Number:**	CD1341
Job:	H_ATKINS_LDC-429	**Customer:**	Atkins Global Ltd	**Report Number:**	325879
Client Reference:	MP69 Pipe excavation	**Attention:**	Kirsty Shorter	**Superseded Report:**	

TPH CWG (S)

Results Legend		Customer Sample R	TPE2820
#	ISO17025 accredited.		
M	*m*CERTS accredited.		
aq	Aqueous / settled sample.	Depth (m)	0.20 - 0.20
diss.filt	Dissolved / filtered sample.	Sample Type	Soil/Solid
tot.unfilt	Total / unfiltered sample.	Date Sampled	06/08/2015
*	Subcontracted test.	Sample Time	.
**	% recovery of the surrogate standard to check the efficiency of the method. The results of individual compounds within samples aren't corrected for the recovery	Date Received	07/08/2015
		SDG Ref	150807-69
(F)	Trigger breach confirmed	Lab Sample No.(s)	11854361
1-5&+§@	Sample deviation (see appendix)	AGS Reference	

Component	LOD/Units	Method					
GRO Surrogate % recovery**	%	TM089	84				
GRO TOT (Moisture Corrected)	<44 µg/kg	TM089	1440 M				
Methyl tertiary butyl ether (MTBE)	<5 µg/kg	TM089	<20 M				
Benzene	<10 µg/kg	TM089	<40 M				
Toluene	<2 µg/kg	TM089	<8 M				
Ethylbenzene	<3 µg/kg	TM089	<12 M				
m,p-Xylene	<6 µg/kg	TM089	<24 M				
o-Xylene	<3 µg/kg	TM089	<12 M				
sum of detected mpo xylene by GC	<9 µg/kg	TM089	<9				
sum of detected BTEX by GC	<24 µg/kg	TM089	<24				
Aliphatics >C5-C6	<10 µg/kg	TM089	<40				
Aliphatics >C6-C8	<10 µg/kg	TM089	47				
Aliphatics >C8-C10	<10 µg/kg	TM089	231				
Aliphatics >C10-C12	<10 µg/kg	TM089	587				
Aliphatics >C12-C16	<100 µg/kg	TM173	28300				
Aliphatics >C16-C21	<100 µg/kg	TM173	134000				
Aliphatics >C21-C35	<100 µg/kg	TM173	475000				
Aliphatics >C35-C44	<100 µg/kg	TM173	68500				
Total Aliphatics >C12-C44	<100 µg/kg	TM173	706000				
Aromatics >EC5-EC7	<10 µg/kg	TM089	<40				
Aromatics >EC7-EC8	<10 µg/kg	TM089	<40				
Aromatics >EC8-EC10	<10 µg/kg	TM089	158				
Aromatics >EC10-EC12	<10 µg/kg	TM089	391				
Aromatics >EC12-EC16	<100 µg/kg	TM173	8470				
Aromatics >EC16-EC21	<100 µg/kg	TM173	104000				
Aromatics >EC21-EC35	<100 µg/kg	TM173	444000				
Aromatics >EC35-EC44	<100 µg/kg	TM173	97400				
Aromatics >EC40-EC44	<100 µg/kg	TM173	29800				
Total Aromatics >EC12-EC44	<100 µg/kg	TM173	655000				
Total Aliphatics & Aromatics >C5-C44	<100 µg/kg	TM173	1360000				

CERTIFICATE OF ANALYSIS

SDG:	150807-69	**Location:**	Coed Darcy	**Order Number:**	CD1341
Job:	H_ATKINS_LDC-429	**Customer:**	Atkins Global Ltd	**Report Number:**	325879
Client Reference:	MP69 Pipe excavation	**Attention:**	Kirsty Shorter	**Superseded Report:**	

Table of Results - Appendix

Method No	Reference	Description	Wet/Dry Sample [1]	Surrogate Corrected
PM024	Modified BS 1377	Soil preparation including homogenisation, moisture screens of soils for Asbestos Containing Material		
TM089	Modified: US EPA Methods 8020 & 602	Determination of Gasoline Range Hydrocarbons (GRO) and BTEX (MTBE) compounds by Headspace GC-FID (C4-C12)		
TM173	Analysis of Petroleum Hydrocarbons in Environmental Media – Total Petroleum Hydrocarbon Criteria	Determination of Speciated Extractable Petroleum Hydrocarbons in Soils by GC-FID		
TM218	Microwave extraction – EPA method 3546	Microwave extraction - EPA method 3546		

[1] Applies to Solid samples only. DRY indicates samples have been dried at 35°C. NA = not applicable.

CERTIFICATE OF ANALYSIS

SDG:	150807-69	**Location:**	Coed Darcy	**Order Number:**	CD1341
Job:	H_ATKINS_LDC-429	**Customer:**	Atkins Global Ltd	**Report Number:**	325879
Client Reference:	MP69 Pipe excavation	**Attention:**	Kirsty Shorter	**Superseded Report:**	

Test Completion Dates

Lab Sample No(s)	11854361
Customer Sample Ref.	TPE2820
AGS Ref.	
Depth	0.20 - 0.20
Type	SOLID
EPH CWG (Aliphatic) GC (S)	12-Aug-2015
EPH CWG (Aromatic) GC (S)	12-Aug-2015
GRO by GC-FID (S)	18-Aug-2015
PAH by GCMS	12-Aug-2015
Sample description	10-Aug-2015
TPH CWG GC (S)	18-Aug-2015

SDG:	150807-69	**Location:**	Coed Darcy	**Order Number:**	CD1341
Job:	H_ATKINS_LDC-429	**Customer:**	Atkins Global Ltd	**Report Number:**	325879
Client Reference:	MP69 Pipe excavation	**Attention:**	Kirsty Shorter	**Superseded Report:**	

Appendix

General

1. Results are expressed on a dry weight basis (dried at 35ºC) for all soil analyses except for the following: NRA and CEN Leach tests, flash point LOI, pH, ammonium as NH4 by the BRE method, VOC TICS and SVOC TICS.

2. Samples will be run in duplicate upon request, but an additional charge may be incurred.

3. If sufficient sample is received a sub sample will be retained free of charge for 30 days after analysis is completed (e-mailed) for all sample types unless the sample is destroyed on testing. The prepared soil sub sample that is analysed for asbestos will be retained for a period of 6 months after the analysis date. All bulk samples will be retained for a period of 6 months after the analysis date. All samples received and not scheduled will be disposed of one month after the date of receipt unless we are instructed to the contrary. Once the initial period has expired, a storage charge will be applied for each month or part thereof until the client cancels the request for sample storage. ALcontrol Laboratories reserve the right to charge for samples received and stored but not analysed.

4. With respect to turnaround, we will always endeavour to meet client requirements wherever possible, but turnaround times cannot be absolutely guaranteed due to so many variables beyond our control.

5. We take responsibility for any test performed by sub-contractors (marked with an asterisk). We endeavour to use UKAS/MCERTS Accredited Laboratories, who either complete a quality questionnaire or are audited by ourselves. For some determinands there are no UKAS/MCERTS Accredited Laboratories, in this instance a laboratory with a known track record will be utilised.

6. When requested, the individual sub sample scheduled will be analysed in house for the presence of asbestos fibres and asbestos containing material by our documented in house method TM048 based on HSG 248 (2005), which is accredited to ISO17025. If a specific asbestos fibre type is not found this will be reported as “Not detected”. If no asbestos fibre types are found all will be reported as “Not detected” and the sub sample analysed deemed to be clear of asbestos. If an asbestos fibre type is found it will be reported as detected (for each fibre type found). Testing can be carried out on asbestos positive samples, but, due to Health and Safety considerations, may be replaced by alternative tests or reported as No Determination Possible. The quantity of asbestos present is not determined unless specifically requested.

7. If no separate volatile sample is supplied by the client, or if a headspace or sediment is present in the volatile sample, the integrity of the data may be compromised. This will be flagged up as an invalid VOC on the test schedule and the result marked as deviating on the test certificate.

8. If appropriate preserved bottles are not received preservation will take place on receipt. However, the integrity of the data may be compromised.

9. NDP -No determination possible due to insufficient/unsuitable sample.

10. Metals in water are performed on a filtered sample, and therefore represent dissolved metals -total metals must be requested separately.

11. Results relate only to the items tested.

12. LODs for wet tests reported on a dry weight basis are not corrected for moisture content.

13. **Surrogate recoveries** - Surrogates are added to your sample to monitor recovery of the test requested. A % recovery is reported, results are not corrected for the recovery measured. Typical recoveries for organics tests are 70-130%, they are generally wider for volatiles analysis, 50-150%. Recoveries in soils are affected by organic rich or clay rich matrices. Waters can be affected by remediation fluids or high amounts of sediment. Test results are only ever reported if all of the associated quality checks pass; it is assumed that all recoveries outside of the values above are due to matrix affect.

14. **Product analyses** -Organic analyses on products can only be semi-quantitative due to the matrix effects and high dilution factors employed.

15. Phenols monohydric by HPLC include phenol, cresols (2-Methylphenol, 3-Methylphenol and 4-Methylphenol) and Xylenols (2,3 Dimethylphenol, 2,4 Dimethylphenol, 2,5 Dimethylphenol, 2,6 Dimethylphenol, 3,4 Dimethyphenol, 3,5 Dimethylphenol).

16. Total of 5 speciated phenols by HPLC includes Phenol, 2,3,5-Trimethyl Phenol, 2-Isopropylphenol, Cresols and Xylenols (as detailed in 15).

17. Stones/debris are not routinely removed. We always endeavour to take a representative sub sample from the received sample.

18. In certain circumstances the method detection limit may be elevated due to the sample being outside the calibration range. Other factors that may contribute to this include possible interferences. In both cases the sample would be diluted which would cause the method detection limit to be raised.

19. Mercury results quoted on soils will not include volatile mercury as the analysis is performed on a dried and crushed sample.

20. For the BSEN 12457-3 two batch process to allow the cumulative release to be calculated, the volume of the leachate produced is measured and filtered for all tests. We therefore cannot carry out any unfiltered analysis. The tests affected include volatiles GCFID/GCMS and all subcontracted analysis.

21. For all leachate preparations (NRA, DIN, TCLP, BSEN 12457-1, 2, 3) volatile loss may occur, as we do not employ zero headspace extraction.

22. We are accredited to MCERTS for sand, clay and loam/topsoil, or any of these materials - whether these are derived from naturally occurring soil profiles, or from fill/made ground, as long as these materials constitute the major part of the sample. Other coarse granular material such as concrete, gravel and brick are not accredited if they comprise the major part of the sample.

23. Analysis and identification of specific compounds using GCFID is by retention time only, and we routinely calibrate and quantify for benzene, toluene, ethylbenzenes and xylenes (BTEX). For total volatiles in the C5-C12 range, the total area of the chromatogram is integrated and expressed as ug/kg or ug/l. Although this analysis is commonly used for the quantification of gasoline range organics (GRO), the system will also detect other compounds such as chlorinated solvents, and this may lead to a falsely high result with respect to hydrocarbons only. It is not possible to specifically identify these non-hydrocarbons, as standards are not routinely run for any other compounds, and for more definitive identification, volatiles by GCMS should be utilised.

Sample Deviations

1	Container with Headspace provided for volatiles analysis
2	Incorrect container received
3	Deviation from method
4	Holding time exceeded before sample received
5	Samples exceeded holding time before presevation was performed
§	Sampled on date not provided
♦	Sample holding time exceeded in laboratory
@	Sample holding time exceeded due to sampled on date
&	Sample Holding Time exceeded - Late arrival of instructions.

Asbestos

Identification of Asbestos in Bulk Materials & Soils

The results for identification of asbestos in bulk materials are obtained from supplied bulk materials which have been examined to determine the presence of asbestos fibres using Alcontrol Laboratories (Hawarden) in-house method of transmitted/polarised light microscopy and central stop dispersion staining, based on HSG 248 (2005).

The results for identification of asbestos in soils are obtained from a homogenised sub sample which has been examined to determine the presence of asbestos fibres using Alcontrol Laboratories (Hawarden) in-house method of transmitted/polarised light microscopy and central stop dispersion staining, based on HSG 248 (2005).

Asbestos Type	Common Name
Chrysotile	White Asbestos
Amosite	Brown Asbestos
Crocidolite	Blue Asbestos
Fibrous Actinolite	-
Fibrous Anthophyllite	-
Fibrous Tremolite	-

Visual Estimation Of Fibre Content

Estimation of fibre content is not permitted as part of our UKAS accredited test other than: - Trace - Where only one or two asbestos fibres were identified.

Further guidance on typical asbestos fibre content of manufactured products can be found in HSG 264.

The identification of asbestos containing materials and soils falls within our schedule of tests for which we hold UKAS accreditation, however opinions, interpretations and all other information contained in the report are outside the scope of UKAS accreditation.

ALcontrol Laboratories

Unit 7-8 Hawarden Business Park
Manor Road (off Manor Lane)
Hawarden
Deeside
CH5 3US
Tel: (01244) 528700
Fax: (01244) 528701
email: mkt@alcontrol.com
Website: www.alcontrol.com

Atkins Global Ltd
Project Jonah site office
Llan Coed House
Suite 24
Coed Darcy
Llandarcy
SA10 6HJ

Attention: Kirsty Shorter

CERTIFICATE OF ANALYSIS

Date:	17 August 2015
Customer:	H_ATKINS_LDC
Sample Delivery Group (SDG):	150806-57
Your Reference:	MP69 Pipe excavation
Location:	Coed Darcy
Report No:	325730

We received 1 sample on Thursday August 06, 2015 and 1 of these samples were scheduled for analysis which was completed on Monday August 17, 2015. Accredited laboratory tests are defined within the report, but opinions, interpretations and on-site data expressed herein are outside the scope of ISO 17025 accreditation.

Should this report require incorporation into client reports, it must be used in its entirety and not simply with the data sections alone.

All chemical testing (unless subcontracted) is performed at ALcontrol Hawarden Laboratories.

Approved By:



Sonia McWhan

Operations Manager

Alcontrol Laboratories is a trading division of ALcontrol UK Limited
Registered Office: Units 7 & 8 Hawarden Business Park, Manor Road, Hawarden, Deeside, CH5 3US. Registered in England and Wales No.

CERTIFICATE OF ANALYSIS

SDG:	150806-57	**Location:**	Coed Darcy	**Order Number:**	CD1337
Job:	H_ATKINS_LDC-427	**Customer:**	Atkins Global Ltd	**Report Number:**	325730
Client Reference:	MP69 Pipe excavation	**Attention:**	Kirsty Shorter	**Superseded Report:**	

Received Sample Overview

Lab Sample No(s)	Customer Sample Ref.	AGS Ref.	Depth (m)	Sampled Date
11846274	TPE3060_pipe3		1.00 - 1.00	05/08/2015

Only received samples which have had analysis scheduled will be shown on the following pages.

CERTIFICATE OF ANALYSIS

SDG:	150806-57	**Location:**	Coed Darcy	**Order Number:**	CD1337
Job:	H_ATKINS_LDC-427	**Customer:**	Atkins Global Ltd	**Report Number:**	325730
Client Reference:	MP69 Pipe excavation	**Attention:**	Kirsty Shorter	**Superseded Report:**	

SOLID

Results Legend

X **Test**

N **No Determination Possible**

			Lab Sample No(s)	Customer Sample Reference	AGS Reference	Depth (m)	Container	
			11846274	TPE3060_pipe3		1.00 - 1.00	250g Amber Jar (AL	60g VOC (ALE215)
EPH CWG (Aliphatic) GC (S)	All	NDPs: 0 Tests: 1					X	
EPH CWG (Aromatic) GC (S)	All	NDPs: 0 Tests: 1					X	
GRO by GC-FID (S)	All	NDPs: 0 Tests: 1						X
PAH by GCMS	All	NDPs: 0 Tests: 1					X	
Sample description	All	NDPs: 0 Tests: 1					X	
TPH CWG GC (S)	All	NDPs: 0 Tests: 1					X	

CERTIFICATE OF ANALYSIS

SDG:	150806-57	**Location:**	Coed Darcy	**Order Number:**	CD1337
Job:	H_ATKINS_LDC-427	**Customer:**	Atkins Global Ltd	**Report Number:**	325730
Client Reference:	MP69 Pipe excavation	**Attention:**	Kirsty Shorter	**Superseded Report:**	

Sample Descriptions

Grain Sizes

very fine	<0.063mm	**fine**	0.063mm - 0.1mm	**medium**	0.1mm - 2mm	**coarse**	2mm - 10mm	**very coarse**	>10mm

Lab Sample No(s)	Customer Sample Ref.	Depth (m)	Colour	Description	Grain size	Inclusions	Inclusions 2
11846274	TPE3060_pipe3	1.00 - 1.00	Dark Brown	Stone/Soil	0.1 - 2 mm	Stones	N/A

These descriptions are only intended to act as a cross check if sample identities are questioned, and to provide a log of sample matrices with respect to MCERTS validation. They are not intended as full geological descriptions.

We are accredited to MCERTS for sand, clay and loam/topsoil, or any of these materials - whether these are derived from naturally ocurring soil profiles, or from fill/made ground, as long as these materials constitute the major part of the sample.

Other coarse granular materials such as concrete, gravel and brick are not accredited if they comprise the major part of the sample.

CERTIFICATE OF ANALYSIS

SDG:	150806-57	**Location:**	Coed Darcy	**Order Number:**	CD1337
Job:	H_ATKINS_LDC-427	**Customer:**	Atkins Global Ltd	**Report Number:**	325730
Client Reference:	MP69 Pipe excavation	**Attention:**	Kirsty Shorter	**Superseded Report:**	

Results Legend	
#	ISO17025 accredited.
M	*m*CERTS accredited.
aq	Aqueous / settled sample.
diss.filt	Dissolved / filtered sample.
tot.unfilt	Total / unfiltered sample.
*	Subcontracted test.
**	% recovery of the surrogate standard to check the efficiency of the method. The results of individual compounds within samples aren't corrected for the recovery
(F)	Trigger breach confirmed
1-5&+§@	Sample deviation (see appendix)

Component	LOD/Units	Method	Customer Sample R	
			TPE3060_pipe3	
			Depth (m)	1.00 - 1.00
			Sample Type	Soil/Solid
			Date Sampled	05/08/2015
			Sample Time	.
			Date Received	06/08/2015
			SDG Ref	150806-57
			Lab Sample No.(s)	11846274
			AGS Reference	
Moisture Content Ratio (% of as received sample)	%	PM024	11	

CERTIFICATE OF ANALYSIS

SDG:	150806-57	**Location:**	Coed Darcy	**Order Number:**	CD1337
Job:	H_ATKINS_LDC-427	**Customer:**	Atkins Global Ltd	**Report Number:**	325730
Client Reference:	MP69 Pipe excavation	**Attention:**	Kirsty Shorter	**Superseded Report:**	

PAH by GCMS

Results Legend	
#	ISO17025 accredited.
M	*m*CERTS accredited.
aq	Aqueous / settled sample.
diss.filt	Dissolved / filtered sample.
tot.unfilt	Total / unfiltered sample.
*	Subcontracted test.
**	% recovery of the surrogate standard to check the efficiency of the method. The results of individual compounds within samples aren't corrected for the recovery
(F)	Trigger breach confirmed
1-5&+§@	Sample deviation (see appendix)

Customer Sample R	TPE3060_pipe3
Depth (m)	1.00 - 1.00
Sample Type	Soil/Solid
Date Sampled	05/08/2015
Sample Time	.
Date Received	06/08/2015
SDG Ref	150806-57
Lab Sample No.(s)	11846274
AGS Reference	

Component	LOD/Units	Method	
Naphthalene-d8 % recovery**	%	TM218	105
Acenaphthene-d10 % recovery**	%	TM218	106
Phenanthrene-d10 % recovery**	%	TM218	108
Chrysene-d12 % recovery**	%	TM218	122
Perylene-d12 % recovery**	%	TM218	125
Naphthalene	<9 µg/kg	TM218	109 #
Acenaphthylene	<12 µg/kg	TM218	17.4 #
Acenaphthene	<8 µg/kg	TM218	20.9 #
Fluorene	<10 µg/kg	TM218	51.7 #
Phenanthrene	<15 µg/kg	TM218	274 #
Anthracene	<16 µg/kg	TM218	61.8 #
Fluoranthene	<17 µg/kg	TM218	187 #
Pyrene	<15 µg/kg	TM218	305 #
Benz(a)anthracene	<14 µg/kg	TM218	179 #
Chrysene	<10 µg/kg	TM218	258 #
Benzo(b)fluoranthene	<15 µg/kg	TM218	354 #
Benzo(k)fluoranthene	<14 µg/kg	TM218	99 #
Benzo(a)pyrene	<15 µg/kg	TM218	200 #
Indeno(1,2,3-cd)pyrene	<18 µg/kg	TM218	126 #
Dibenzo(a,h)anthracene	<23 µg/kg	TM218	51.9 #
Benzo(g,h,i)perylene	<24 µg/kg	TM218	142 #
PAH, Total Detected USEPA 16	<118 µg/kg	TM218	2440

CERTIFICATE OF ANALYSIS

SDG:	150806-57	**Location:**	Coed Darcy	**Order Number:**	CD1337
Job:	H_ATKINS_LDC-427	**Customer:**	Atkins Global Ltd	**Report Number:**	325730
Client Reference:	MP69 Pipe excavation	**Attention:**	Kirsty Shorter	**Superseded Report:**	

TPH CWG (S)

Results Legend		Customer Sample R	TPE3060_pipe3
#	ISO17025 accredited.		
M	*m*CERTS accredited.		
aq	Aqueous / settled sample.		
diss.filt	Dissolved / filtered sample.		
tot.unfilt	Total / unfiltered sample.		
*	Subcontracted test.		
**	% recovery of the surrogate standard to check the efficiency of the method. The results of individual compounds within samples aren't corrected for the recovery		
(F)	Trigger breach confirmed		
1-5&+§@	Sample deviation (see appendix)		
		Depth (m)	1.00 - 1.00
		Sample Type	Soil/Solid
		Date Sampled	05/08/2015
		Sample Time	.
		Date Received	06/08/2015
		SDG Ref	150806-57
		Lab Sample No.(s)	11846274
		AGS Reference	

Component	LOD/Units	Method	
GRO Surrogate % recovery**	%	TM089	94
GRO TOT (Moisture Corrected)	<44 µg/kg	TM089	3040 #
Methyl tertiary butyl ether (MTBE)	<5 µg/kg	TM089	<20 #
Benzene	<10 µg/kg	TM089	<40 #
Toluene	<2 µg/kg	TM089	<8 #
Ethylbenzene	<3 µg/kg	TM089	<12 #
m,p-Xylene	<6 µg/kg	TM089	<24 #
o-Xylene	<3 µg/kg	TM089	<12 #
sum of detected mpo xylene by GC	<9 µg/kg	TM089	<9
sum of detected BTEX by GC	<24 µg/kg	TM089	<24
Aliphatics >C5-C6	<10 µg/kg	TM089	<40
Aliphatics >C6-C8	<10 µg/kg	TM089	125
Aliphatics >C8-C10	<10 µg/kg	TM089	444
Aliphatics >C10-C12	<10 µg/kg	TM089	1270
Aliphatics >C12-C16	<100 µg/kg	TM173	27200
Aliphatics >C16-C21	<100 µg/kg	TM173	49100
Aliphatics >C21-C35	<100 µg/kg	TM173	81100
Aliphatics >C35-C44	<100 µg/kg	TM173	16800
Total Aliphatics >C12-C44	<100 µg/kg	TM173	174000
Aromatics >EC5-EC7	<10 µg/kg	TM089	<40
Aromatics >EC7-EC8	<10 µg/kg	TM089	<40
Aromatics >EC8-EC10	<10 µg/kg	TM089	313
Aromatics >EC10-EC12	<10 µg/kg	TM089	850
Aromatics >EC12-EC16	<100 µg/kg	TM173	6220
Aromatics >EC16-EC21	<100 µg/kg	TM173	24200
Aromatics >EC21-EC35	<100 µg/kg	TM173	71800
Aromatics >EC35-EC44	<100 µg/kg	TM173	21000
Aromatics >EC40-EC44	<100 µg/kg	TM173	8570
Total Aromatics >EC12-EC44	<100 µg/kg	TM173	123000
Total Aliphatics & Aromatics >C5-C44	<100 µg/kg	TM173	300000

CERTIFICATE OF ANALYSIS

SDG:	150806-57	**Location:**	Coed Darcy	**Order Number:**	CD1337
Job:	H_ATKINS_LDC-427	**Customer:**	Atkins Global Ltd	**Report Number:**	325730
Client Reference:	MP69 Pipe excavation	**Attention:**	Kirsty Shorter	**Superseded Report:**	

Table of Results - Appendix

Method No	Reference	Description	Wet/Dry Sample [1]	Surrogate Corrected
PM024	Modified BS 1377	Soil preparation including homogenisation, moisture screens of soils for Asbestos Containing Material		
TM089	Modified: US EPA Methods 8020 & 602	Determination of Gasoline Range Hydrocarbons (GRO) and BTEX (MTBE) compounds by Headspace GC-FID (C4-C12)		
TM173	Analysis of Petroleum Hydrocarbons in Environmental Media – Total Petroleum Hydrocarbon Criteria	Determination of Speciated Extractable Petroleum Hydrocarbons in Soils by GC-FID		
TM218	Microwave extraction – EPA method 3546	Microwave extraction - EPA method 3546		

[1] Applies to Solid samples only. DRY indicates samples have been dried at 35°C. NA = not applicable.

CERTIFICATE OF ANALYSIS

SDG:	150806-57	**Location:**	Coed Darcy	**Order Number:**	CD1337
Job:	H_ATKINS_LDC-427	**Customer:**	Atkins Global Ltd	**Report Number:**	325730
Client Reference:	MP69 Pipe excavation	**Attention:**	Kirsty Shorter	**Superseded Report:**	

Test Completion Dates

Lab Sample No(s)	11846274
Customer Sample Ref.	TPE3060_pipe3
AGS Ref.	
Depth	1.00 - 1.00
Type	SOLID
EPH CWG (Aliphatic) GC (S)	13-Aug-2015
EPH CWG (Aromatic) GC (S)	13-Aug-2015
GRO by GC-FID (S)	17-Aug-2015
PAH by GCMS	13-Aug-2015
Sample description	11-Aug-2015
TPH CWG GC (S)	17-Aug-2015

SDG:	150806-57	**Location:**	Coed Darcy	**Order Number:**	CD1337
Job:	H_ATKINS_LDC-427	**Customer:**	Atkins Global Ltd	**Report Number:**	325730
Client Reference:	MP69 Pipe excavation	**Attention:**	Kirsty Shorter	**Superseded Report:**	

Appendix

General

1. Results are expressed on a dry weight basis (dried at 35ºC) for all soil analyses except for the following: NRA and CEN Leach tests, flash point LOI, pH, ammonium as NH4 by the BRE method, VOC TICS and SVOC TICS.

2. Samples will be run in duplicate upon request, but an additional charge may be incurred.

3. If sufficient sample is received a sub sample will be retained free of charge for 30 days after analysis is completed (e-mailed) for all sample types unless the sample is destroyed on testing. The prepared soil sub sample that is analysed for asbestos will be retained for a period of 6 months after the analysis date. All bulk samples will be retained for a period of 6 months after the analysis date. All samples received and not scheduled will be disposed of one month after the date of receipt unless we are instructed to the contrary. Once the initial period has expired, a storage charge will be applied for each month or part thereof until the client cancels the request for sample storage. ALcontrol Laboratories reserve the right to charge for samples received and stored but not analysed.

4. With respect to turnaround, we will always endeavour to meet client requirements wherever possible, but turnaround times cannot be absolutely guaranteed due to so many variables beyond our control.

5. We take responsibility for any test performed by sub-contractors (marked with an asterisk). We endeavour to use UKAS/MCERTS Accredited Laboratories, who either complete a quality questionnaire or are audited by ourselves. For some determinands there are no UKAS/MCERTS Accredited Laboratories, in this instance a laboratory with a known track record will be utilised.

6. When requested, the individual sub sample scheduled will be analysed in house for the presence of asbestos fibres and asbestos containing material by our documented in house method TM048 based on HSG 248 (2005), which is accredited to ISO17025. If a specific asbestos fibre type is not found this will be reported as “Not detected”. If no asbestos fibre types are found all will be reported as “Not detected” and the sub sample analysed deemed to be clear of asbestos. If an asbestos fibre type is found it will be reported as detected (for each fibre type found). Testing can be carried out on asbestos positive samples, but, due to Health and Safety considerations, may be replaced by alternative tests or reported as No Determination Possible. The quantity of asbestos present is not determined unless specifically requested.

7. If no separate volatile sample is supplied by the client, or if a headspace or sediment is present in the volatile sample, the integrity of the data may be compromised. This will be flagged up as an invalid VOC on the test schedule and the result marked as deviating on the test certificate.

8. If appropriate preserved bottles are not received preservation will take place on receipt. However, the integrity of the data may be compromised.

9. NDP -No determination possible due to insufficient/unsuitable sample.

10. Metals in water are performed on a filtered sample, and therefore represent dissolved metals -total metals must be requested separately.

11. Results relate only to the items tested.

12. LODs for wet tests reported on a dry weight basis are not corrected for moisture content.

13. **Surrogate recoveries** - Surrogates are added to your sample to monitor recovery of the test requested. A % recovery is reported, results are not corrected for the recovery measured. Typical recoveries for organics tests are 70-130%, they are generally wider for volatiles analysis, 50-150%. Recoveries in soils are affected by organic rich or clay rich matrices. Waters can be affected by remediation fluids or high amounts of sediment. Test results are only ever reported if all of the associated quality checks pass; it is assumed that all recoveries outside of the values above are due to matrix affect.

14. **Product analyses** -Organic analyses on products can only be semi-quantitative due to the matrix effects and high dilution factors employed.

15. Phenols monohydric by HPLC include phenol, cresols (2-Methylphenol, 3-Methylphenol and 4-Methylphenol) and Xylenols (2,3 Dimethylphenol, 2,4 Dimethylphenol, 2,5 Dimethylphenol, 2,6 Dimethylphenol, 3,4 Dimethyphenol, 3,5 Dimethylphenol).

16. Total of 5 speciated phenols by HPLC includes Phenol, 2,3,5-Trimethyl Phenol, 2-Isopropylphenol, Cresols and Xylenols (as detailed in 15).

17. Stones/debris are not routinely removed. We always endeavour to take a representative sub sample from the received sample.

18. In certain circumstances the method detection limit may be elevated due to the sample being outside the calibration range. Other factors that may contribute to this include possible interferences. In both cases the sample would be diluted which would cause the method detection limit to be raised.

19. Mercury results quoted on soils will not include volatile mercury as the analysis is performed on a dried and crushed sample.

20. For the BSEN 12457-3 two batch process to allow the cumulative release to be calculated, the volume of the leachate produced is measured and filtered for all tests. We therefore cannot carry out any unfiltered analysis. The tests affected include volatiles GCFID/GCMS and all subcontracted analysis.

21. For all leachate preparations (NRA, DIN, TCLP, BSEN 12457-1, 2, 3) volatile loss may occur, as we do not employ zero headspace extraction.

22. We are accredited to MCERTS for sand, clay and loam/topsoil, or any of these materials - whether these are derived from naturally occurring soil profiles, or from fill/made ground, as long as these materials constitute the major part of the sample. Other coarse granular material such as concrete, gravel and brick are not accredited if they comprise the major part of the sample.

23. Analysis and identification of specific compounds using GCFID is by retention time only, and we routinely calibrate and quantify for benzene, toluene, ethylbenzenes and xylenes (BTEX). For total volatiles in the C5-C12 range, the total area of the chromatogram is integrated and expressed as ug/kg or ug/l. Although this analysis is commonly used for the quantification of gasoline range organics (GRO), the system will also detect other compounds such as chlorinated solvents, and this may lead to a falsely high result with respect to hydrocarbons only. It is not possible to specifically identify these non-hydrocarbons, as standards are not routinely run for any other compounds, and for more definitive identification, volatiles by GCMS should be utilised.

Sample Deviations

1	Container with Headspace provided for volatiles analysis
2	Incorrect container received
3	Deviation from method
4	Holding time exceeded before sample received
5	Samples exceeded holding time before presevation was performed
§	Sampled on date not provided
♦	Sample holding time exceeded in laboratory
@	Sample holding time exceeded due to sampled on date
&	Sample Holding Time exceeded - Late arrival of instructions.

Asbestos

Identification of Asbestos in Bulk Materials & Soils

The results for identification of asbestos in bulk materials are obtained from supplied bulk materials which have been examined to determine the presence of asbestos fibres using Alcontrol Laboratories (Hawarden) in-house method of transmitted/polarised light microscopy and central stop dispersion staining, based on HSG 248 (2005).

The results for identification of asbestos in soils are obtained from a homogenised sub sample which has been examined to determine the presence of asbestos fibres using Alcontrol Laboratories (Hawarden) in-house method of transmitted/polarised light microscopy and central stop dispersion staining, based on HSG 248 (2005).

Asbestos Type	Common Name
Chrysotile	White Asbestos
Amosite	Brown Asbestos
Crocidolite	Blue Asbestos
Fibrous Actinolite	-
Fibrous Anthophyllite	-
Fibrous Tremolite	-

Visual Estimation Of Fibre Content

Estimation of fibre content is not permitted as part of our UKAS accredited test other than: - Trace - Where only one or two asbestos fibres were identified.

Further guidance on typical asbestos fibre content of manufactured products can be found in HSG 264.

The identification of asbestos containing materials and soils falls within our schedule of tests for which we hold UKAS accreditation, however opinions, interpretations and all other information contained in the report are outside the scope of UKAS accreditation.

ALcontrol Laboratories

Unit 7-8 Hawarden Business Park
Manor Road (off Manor Lane)
Hawarden
Deeside
CH5 3US
Tel: (01244) 528700
Fax: (01244) 528701
email: mkt@alcontrol.com
Website: www.alcontrol.com

Atkins Global Ltd
Project Jonah site office
Llan Coed House
Suite 24
Coed Darcy
Llandarcy
SA10 6HJ

Attention: Jack Lowrie

CERTIFICATE OF ANALYSIS

Date:	13 August 2015
Customer:	H_ATKINS_LDC
Sample Delivery Group (SDG):	150804-36
Your Reference:	MP69-validation pits/pipe chasing
Location:	Coed Darcy
Report No:	325406

We received 12 samples on Tuesday August 04, 2015 and 12 of these samples were scheduled for analysis which was completed on Thursday August 13, 2015. Accredited laboratory tests are defined within the report, but opinions, interpretations and on-site data expressed herein are outside the scope of ISO 17025 accreditation.

Should this report require incorporation into client reports, it must be used in its entirety and not simply with the data sections alone.

All chemical testing (unless subcontracted) is performed at ALcontrol Hawarden Laboratories.

Approved By:



Sonia McWhan

Operations Manager

Alcontrol Laboratories is a trading division of ALcontrol UK Limited
Registered Office: Units 7 & 8 Hawarden Business Park, Manor Road, Hawarden, Deeside, CH5 3US. Registered in England and Wales No.

CERTIFICATE OF ANALYSIS

SDG:	150804-36	**Location:**	Coed Darcy	**Order Number:**	CD1330
Job:	H_ATKINS_LDC-424	**Customer:**	Atkins Global Ltd	**Report Number:**	325406
Client Reference:	MP69-validation pits/pipe chasing	**Attention:**	Jack Lowrie	**Superseded Report:**	

Received Sample Overview

Lab Sample No(s)	Customer Sample Ref.	AGS Ref.	Depth (m)	Sampled Date
11832638	TPE2820_pipe6		0.00 - 0.00	03/08/2015
11832591	TPE2820_pipe7		0.00 - 0.00	03/08/2015
11832595	TPE2820_pipe8		0.00 - 0.00	03/08/2015
11832598	TPE2820_pipe9		0.00 - 0.00	03/08/2015
11832628	TPE3157_S7_central		0.00 - 0.00	03/08/2015
11832633	TPE3157_S8_central		0.00 - 0.00	03/08/2015
11832601	TPE3157_S2_east		0.00 - 0.00	03/08/2015
11832606	TPE3157_S3_east		0.00 - 0.00	03/08/2015
11832586	TPE3157_S1_north		0.00 - 0.00	03/08/2015
11832610	TPE3157_S4_south		0.00 - 0.00	03/08/2015
11832617	TPE3157_S5_west		0.00 - 0.00	03/08/2015
11832623	TPE3157_S6_west		0.00 - 0.00	03/08/2015

Only received samples which have had analysis scheduled will be shown on the following pages.

CERTIFICATE OF ANALYSIS

SDG:	150804-36	**Location:**	Coed Darcy	**Order Number:**	CD1330
Job:	H_ATKINS_LDC-424	**Customer:**	Atkins Global Ltd	**Report Number:**	325406
Client Reference:	MP69-validation pits/pipe chasing	**Attention:**	Jack Lowrie	**Superseded Report:**	

SOLID

Results Legend

X **Test**

N **No Determination Possible**

			Lab Sample No(s)	Customer Sample Reference	AGS Reference	Depth (m)	Container
EPH CWG (Aliphatic) GC (S)	All	NDPs: 0 Tests: 9	11832638	TPE2820_pipe6		0.00 - 0.00	250g Amber Jar (AL)
			11832591	TPE2820_pipe7		0.00 - 0.00	60g VOC (ALE215)
			11832595	TPE2820_pipe8		0.00 - 0.00	250g Amber Jar (AL)
			11832598	TPE2820_pipe9		0.00 - 0.00	60g VOC (ALE215)
			11832628	TPE3157_S7_central		0.00 - 0.00	250g Amber Jar (AL)
			11832633	TPE3157_S8_central		0.00 - 0.00	60g VOC (ALE215)
			11832601	TPE3157_S2_east		0.00 - 0.00	250g Amber Jar (AL)
			11832606	TPE3157_S3_east		0.00 - 0.00	60g VOC (ALE215)
			11832586	TPE3157_S1_north		0.00 - 0.00	250g Amber Jar (AL)
			11832610	TPE3157_S4_south		0.00 - 0.00	60g VOC (ALE215)
			11832617	TPE3157_S5_west		0.00 - 0.00	250g Amber Jar (AL)
			11832623	TPE3157_S6_west		0.00 - 0.00	60g VOC (ALE215)
EPH CWG (Aromatic) GC (S)	All	NDPs: 0 Tests: 12	X	X	X	X	X
GRO by GC-FID (S)	All	NDPs: 0 Tests: 12	X	X	X	X	X
PAH by GCMS	All	NDPs: 0 Tests: 12	X	X	X	X	X
Sample description	All	NDPs: 0 Tests: 12	X	X	X	X	X
TPH CWG GC (S)	All	NDPs: 0 Tests: 12	X	X	X	X	X

CERTIFICATE OF ANALYSIS

SDG:	150804-36	**Location:**	Coed Darcy	**Order Number:**	CD1330
Job:	H_ATKINS_LDC-424	**Customer:**	Atkins Global Ltd	**Report Number:**	325406
Client Reference:	MP69-validation pits/pipe chasing	**Attention:**	Jack Lowrie	**Superseded Report:**	

Sample Descriptions

Grain Sizes

very fine	<0.063mm	fine	0.063mm - 0.1mm	medium	0.1mm - 2mm	coarse	2mm - 10mm	very coarse	>10mm

Lab Sample No(s)	Customer Sample Ref.	Depth (m)	Colour	Description	Grain size	Inclusions	Inclusions 2
11832638	TPE2820_pipe6	0.00 - 0.00	Dark Brown	Sandy Clay Loam	0.1 - 2 mm	Brick	Stones
11832591	TPE2820_pipe7	0.00 - 0.00	Dark Brown	Sandy Clay Loam	0.1 - 2 mm	Stones	Vegetation
11832595	TPE2820_pipe8	0.00 - 0.00	Dark Brown	Sandy Loam	0.1 - 2 mm	Brick	Stones
11832598	TPE2820_pipe9	0.00 - 0.00	Dark Brown	Sand	0.1 - 2 mm	Stones	N/A
11832628	TPE3157_S7_central	0.00 - 0.00	Dark Brown	Sand	0.1 - 2 mm	Stones	N/A
11832633	TPE3157_S8_central	0.00 - 0.00	Dark Brown	Loamy Sand	0.1 - 2 mm	Stones	None
11832601	TPE3157_S2_east	0.00 - 0.00	Dark Brown	Loamy Sand	0.1 - 2 mm	Stones	Vegetation
11832606	TPE3157_S3_east	0.00 - 0.00	Light Brown	Sandy Clay Loam	0.1 - 2 mm	Stones	N/A
11832586	TPE3157_S1_north	0.00 - 0.00	Dark Brown	Loamy Sand	0.1 - 2 mm	Stones	None
11832610	TPE3157_S4_south	0.00 - 0.00	Light Brown	Loamy Sand	0.1 - 2 mm	Stones	None
11832617	TPE3157_S5_west	0.00 - 0.00	Beige	Sandy Clay Loam	0.1 - 2 mm	Stones	N/A
11832623	TPE3157_S6_west	0.00 - 0.00	Light Brown	Sand	0.1 - 2 mm	N/A	N/A

These descriptions are only intended to act as a cross check if sample identities are questioned, and to provide a log of sample matrices with respect to MCERTS validation. They are not intended as full geological descriptions.

We are accredited to MCERTS for sand, clay and loam/topsoil, or any of these materials - whether these are derived from naturally ocurring soil profiles, or from fill/made ground, as long as these materials constitute the major part of the sample.

Other coarse granular materials such as concrete, gravel and brick are not accredited if they comprise the major part of the sample.

CERTIFICATE OF ANALYSIS

SDG:	150804-36	**Location:**	Coed Darcy	**Order Number:**	CD1330
Job:	H_ATKINS_LDC-424	**Customer:**	Atkins Global Ltd	**Report Number:**	325406
Client Reference:	MP69-validation pits/pipe chasing	**Attention:**	Jack Lowrie	**Superseded Report:**	

Results Legend

#	ISO17025 accredited.
M	*m*CERTS accredited.
aq	Aqueous / settled sample.
diss.filt	Dissolved / filtered sample.
tot.unfilt	Total / unfiltered sample.
*	Subcontracted test.
**	% recovery of the surrogate standard to check the efficiency of the method. The results of individual compounds within samples aren't corrected for the recovery
(F)	Trigger breach confirmed
1-5&+§@	Sample deviation (see appendix)

Component	LOD/Units	Method	Customer Sample R	TPE2820_pipe6	TPE2820_pipe7	TPE2820_pipe8	TPE2820_pipe9	TPE3157_S7_central	TPE3157_S8_central
			Depth (m)	0.00 - 0.00	0.00 - 0.00	0.00 - 0.00	0.00 - 0.00	0.00 - 0.00	0.00 - 0.00
			Sample Type	Soil/Solid	Soil/Solid	Soil/Solid	Soil/Solid	Soil/Solid	Soil/Solid
			Date Sampled	03/08/2015	03/08/2015	03/08/2015	03/08/2015	03/08/2015	03/08/2015
			Sample Time	.	.	.	.	.	.
			Date Received	04/08/2015	04/08/2015	04/08/2015	04/08/2015	04/08/2015	04/08/2015
			SDG Ref	150804-36	150804-36	150804-36	150804-36	150804-36	150804-36
			Lab Sample No.(s)	11832638	11832591	11832595	11832598	11832628	11832633
			AGS Reference						
Moisture Content Ratio (% of as received sample)	%	PM024		9.6	8.6	7.7	6.9	2.4	2.9

CERTIFICATE OF ANALYSIS

SDG:	150804-36	**Location:**	Coed Darcy	**Order Number:**	CD1330
Job:	H_ATKINS_LDC-424	**Customer:**	Atkins Global Ltd	**Report Number:**	325406
Client Reference:	MP69-validation pits/pipe chasing	**Attention:**	Jack Lowrie	**Superseded Report:**	

Results Legend

#	ISO17025 accredited.
M	*m*CERTS accredited.
aq	Aqueous / settled sample.
diss.filt	Dissolved / filtered sample.
tot.unfilt	Total / unfiltered sample.
*	Subcontracted test.
**	% recovery of the surrogate standard to check the efficiency of the method. The results of individual compounds within samples aren't corrected for the recovery
(F)	Trigger breach confirmed
1-5&+§@	Sample deviation (see appendix)

Component	LOD/Units	Method	Customer Sample R	TPE3157_S2_east	TPE3157_S3_east	TPE3157_S1_north	TPE3157_S4_south	TPE3157_S5_west	TPE3157_S6_west
			Depth (m)	0.00 - 0.00	0.00 - 0.00	0.00 - 0.00	0.00 - 0.00	0.00 - 0.00	0.00 - 0.00
			Sample Type	Soil/Solid	Soil/Solid	Soil/Solid	Soil/Solid	Soil/Solid	Soil/Solid
			Date Sampled	03/08/2015	03/08/2015	03/08/2015	03/08/2015	03/08/2015	03/08/2015
			Sample Time	.	.	.	.	.	.
			Date Received	04/08/2015	04/08/2015	04/08/2015	04/08/2015	04/08/2015	04/08/2015
			SDG Ref	150804-36	150804-36	150804-36	150804-36	150804-36	150804-36
			Lab Sample No.(s)	11832601	11832606	11832586	11832610	11832617	11832623
			AGS Reference						
Moisture Content Ratio (% of as received sample)	%	PM024		2.3	2.5	3.4	1.2	1.3	0.019

CERTIFICATE OF ANALYSIS

SDG:	150804-36	**Location:**	Coed Darcy	**Order Number:**	CD1330
Job:	H_ATKINS_LDC-424	**Customer:**	Atkins Global Ltd	**Report Number:**	325406
Client Reference:	MP69-validation pits/pipe chasing	**Attention:**	Jack Lowrie	**Superseded Report:**	

PAH by GCMS

Results Legend	
#	ISO17025 accredited.
M	*m*CERTS accredited.
aq	Aqueous / settled sample.
diss.filt	Dissolved / filtered sample.
tot.unfilt	Total / unfiltered sample.
*	Subcontracted test.
**	% recovery of the surrogate standard to check the efficiency of the method. The results of individual compounds within samples aren't corrected for the recovery
(F)	Trigger breach confirmed
1-5&+§@	Sample deviation (see appendix)

Component	LOD/Units	Method	Customer Sample R	TPE2820_pipe6	TPE2820_pipe7	TPE2820_pipe8	TPE2820_pipe9	TPE3157_S7_central	TPE3157_S8_central
			Depth (m)	0.00 - 0.00	0.00 - 0.00	0.00 - 0.00	0.00 - 0.00	0.00 - 0.00	0.00 - 0.00
			Sample Type	Soil/Solid	Soil/Solid	Soil/Solid	Soil/Solid	Soil/Solid	Soil/Solid
			Date Sampled	03/08/2015	03/08/2015	03/08/2015	03/08/2015	03/08/2015	03/08/2015
			Sample Time	.	.	.	.	.	.
			Date Received	04/08/2015	04/08/2015	04/08/2015	04/08/2015	04/08/2015	04/08/2015
			SDG Ref	150804-36	150804-36	150804-36	150804-36	150804-36	150804-36
			Lab Sample No.(s)	11832638	11832591	11832595	11832598	11832628	11832633
			AGS Reference						
Naphthalene-d8 % recovery**	%	TM218		101	95.7	99.5	99.1	99.2	95.3
Acenaphthene-d10 % recovery**	%	TM218		102	90.9	99.7	97.5	96	97.2
Phenanthrene-d10 % recovery**	%	TM218		103	91.1	101	102	94.8	92
Chrysene-d12 % recovery**	%	TM218		102	107	102	111	106	101
Perylene-d12 % recovery**	%	TM218		113	115	108	119	115	104
Naphthalene	<9 µg/kg	TM218		196 M	108 M	465 M	75.8 M	40.8 M	1090 M
Acenaphthylene	<12 µg/kg	TM218		<12 M	<12 M	51.4 M	68.1 M	30.9 M	<12 M
Acenaphthene	<8 µg/kg	TM218		29.8 M	24.6 M	252 M	113 M	79.9 M	1280 M
Fluorene	<10 µg/kg	TM218		65.4 M	30 M	650 M	219 M	<10 M	380 M
Phenanthrene	<15 µg/kg	TM218		167 M	241 M	1300 M	524 M	86.9 M	769 M
Anthracene	<16 µg/kg	TM218		127 M	113 M	427 M	455 M	176 M	874 M
Fluoranthene	<17 µg/kg	TM218		284 M	354 M	605 M	665 M	110 M	382 M
Pyrene	<15 µg/kg	TM218		436 M	463 M	758 M	868 M	449 M	1040 M
Benz(a)anthracene	<14 µg/kg	TM218		219 M	291 M	529 M	475 M	192 M	464 M
Chrysene	<10 µg/kg	TM218		278 M	326 M	664 M	467 M	212 M	587 M
Benzo(b)fluoranthene	<15 µg/kg	TM218		373 M	632 M	884 M	852 M	259 M	333 M
Benzo(k)fluoranthene	<14 µg/kg	TM218		148 M	186 M	272 M	275 M	79.3 M	44.4 M
Benzo(a)pyrene	<15 µg/kg	TM218		304 M	370 M	579 M	632 M	248 M	285 M
Indeno(1,2,3-cd)pyrene	<18 µg/kg	TM218		145 M	234 M	317 M	435 M	172 M	96.7 M
Dibenzo(a,h)anthracene	<23 µg/kg	TM218		65.8 M	78.3 M	127 M	148 M	71.4 M	64.2 M
Benzo(g,h,i)perylene	<24 µg/kg	TM218		184 M	321 M	365 M	547 M	343 M	130 M
PAH, Total Detected USEPA 16	<118 µg/kg	TM218		3020	3770	8240	6820	2550	7810

CERTIFICATE OF ANALYSIS

SDG:	150804-36	**Location:**	Coed Darcy	**Order Number:**	CD1330
Job:	H_ATKINS_LDC-424	**Customer:**	Atkins Global Ltd	**Report Number:**	325406
Client Reference:	MP69-validation pits/pipe chasing	**Attention:**	Jack Lowrie	**Superseded Report:**	

PAH by GCMS

Results Legend	
#	ISO17025 accredited.
M	*m*CERTS accredited.
aq	Aqueous / settled sample.
diss.filt	Dissolved / filtered sample.
tot.unfilt	Total / unfiltered sample.
*	Subcontracted test.
**	% recovery of the surrogate standard to check the efficiency of the method. The results of individual compounds within samples aren't corrected for the recovery
(F)	Trigger breach confirmed
1-5&+§@	Sample deviation (see appendix)

Component	LOD/Units	Method	Customer Sample R	TPE3157_S2_east	TPE3157_S3_east	TPE3157_S1_north	TPE3157_S4_south	TPE3157_S5_west	TPE3157_S6_west
			Depth (m)	0.00 - 0.00	0.00 - 0.00	0.00 - 0.00	0.00 - 0.00	0.00 - 0.00	0.00 - 0.00
			Sample Type	Soil/Solid	Soil/Solid	Soil/Solid	Soil/Solid	Soil/Solid	Soil/Solid
			Date Sampled	03/08/2015	03/08/2015	03/08/2015	03/08/2015	03/08/2015	03/08/2015
			Sample Time	.	.	.	.	.	.
			Date Received	04/08/2015	04/08/2015	04/08/2015	04/08/2015	04/08/2015	04/08/2015
			SDG Ref	150804-36	150804-36	150804-36	150804-36	150804-36	150804-36
			Lab Sample No.(s)	11832601	11832606	11832586	11832610	11832617	11832623
			AGS Reference						
Naphthalene-d8 % recovery**	%	TM218		97	102	99.9	100	102	101
Acenaphthene-d10 % recovery**	%	TM218		93.6	98.1	95.5	97.2	96.8	95.8
Phenanthrene-d10 % recovery**	%	TM218		93.2	98	92.2	94.4	95.2	94.1
Chrysene-d12 % recovery**	%	TM218		102	110	99.7	107	105	104
Perylene-d12 % recovery**	%	TM218		107	117	103	111	112	112
Naphthalene	<9 µg/kg	TM218		247 M	194 M	58.7 M	27.6 M	47.1 M	<9 M
Acenaphthylene	<12 µg/kg	TM218		21 M	<12 M	<12 M	<12 M	<12 M	<12 M
Acenaphthene	<8 µg/kg	TM218		36.1 M	195 M	9.79 M	190 M	18.6 M	<8 M
Fluorene	<10 µg/kg	TM218		36.2 M	117 M	15.1 M	162 M	<10 M	<10 M
Phenanthrene	<15 µg/kg	TM218		127 M	506 M	50.2 M	637 M	50.8 M	<15 M
Anthracene	<16 µg/kg	TM218		80.6 M	455 M	19.7 M	333 M	37.8 M	<16 M
Fluoranthene	<17 µg/kg	TM218		259 M	681 M	83.6 M	210 M	49.9 M	<17 M
Pyrene	<15 µg/kg	TM218		392 M	1260 M	197 M	573 M	118 M	<15 M
Benz(a)anthracene	<14 µg/kg	TM218		270 M	656 M	125 M	211 M	73.3 M	<14 M
Chrysene	<10 µg/kg	TM218		276 M	768 M	102 M	293 M	87 M	<10 M
Benzo(b)fluoranthene	<15 µg/kg	TM218		493 M	1120 M	281 M	156 M	109 M	<15 M
Benzo(k)fluoranthene	<14 µg/kg	TM218		146 M	291 M	81.9 M	<14 M	32.4 M	<14 M
Benzo(a)pyrene	<15 µg/kg	TM218		284 M	795 M	167 M	123 M	69.2 M	<15 M
Indeno(1,2,3-cd)pyrene	<18 µg/kg	TM218		178 M	541 M	126 M	48.5 M	45.4 M	<18 M
Dibenzo(a,h)anthracene	<23 µg/kg	TM218		71.8 M	207 M	48.3 M	<23 M	<23 M	<23 M
Benzo(g,h,i)perylene	<24 µg/kg	TM218		225 M	707 M	164 M	74.1 M	60.7 M	<24 M
PAH, Total Detected USEPA 16	<118 µg/kg	TM218		3140	8500	1530	3040	799	<118

CERTIFICATE OF ANALYSIS

SDG:	150804-36	**Location:**	Coed Darcy	**Order Number:**	CD1330
Job:	H_ATKINS_LDC-424	**Customer:**	Atkins Global Ltd	**Report Number:**	325406
Client Reference:	MP69-validation pits/pipe chasing	**Attention:**	Jack Lowrie	**Superseded Report:**	

TPH CWG (S)

Results Legend	
#	ISO17025 accredited.
M	*m*CERTS accredited.
aq	Aqueous / settled sample.
diss.filt	Dissolved / filtered sample.
tot.unfilt	Total / unfiltered sample.
*	Subcontracted test.
**	% recovery of the surrogate standard to check the efficiency of the method. The results of individual compounds within samples aren't corrected for the recovery
(F)	Trigger breach confirmed
1-5&+§@	Sample deviation (see appendix)

Component	LOD/Units	Method	Customer Sample R	TPE2820_pipe6	TPE2820_pipe7	TPE2820_pipe8	TPE2820_pipe9	TPE3157_S7_central	TPE3157_S8_central
			Depth (m)	0.00 - 0.00	0.00 - 0.00	0.00 - 0.00	0.00 - 0.00	0.00 - 0.00	0.00 - 0.00
			Sample Type	Soil/Solid	Soil/Solid	Soil/Solid	Soil/Solid	Soil/Solid	Soil/Solid
			Date Sampled	03/08/2015	03/08/2015	03/08/2015	03/08/2015	03/08/2015	03/08/2015
			Sample Time	.	.	.	.	.	.
			Date Received	04/08/2015	04/08/2015	04/08/2015	04/08/2015	04/08/2015	04/08/2015
			SDG Ref	150804-36	150804-36	150804-36	150804-36	150804-36	150804-36
			Lab Sample No.(s)	11832638	11832591	11832595	11832598	11832628	11832633
			AGS Reference						
GRO Surrogate % recovery**	%	TM089		70	71	71	80	87	69
GRO TOT (Moisture Corrected)	<44 µg/kg	TM089		5010 M	291 M	2640 M	7210 M	3140 M	5530 M
Methyl tertiary butyl ether (MTBE)	<5 µg/kg	TM089		<20 M	<20 M	<20 M	<20 M	<20 M	<20 M
Benzene	<10 µg/kg	TM089		<40 M	<40 M	<40 M	<40 M	<40 M	<40 M
Toluene	<2 µg/kg	TM089		<8 M	<8 M	<8 M	<8 M	<8 M	<8 M
Ethylbenzene	<3 µg/kg	TM089		<12 M	<12 M	<12 M	<12 M	21.5 M	<12 M
m,p-Xylene	<6 µg/kg	TM089		<24 M	<24 M	<24 M	<24 M	112 M	27.8 M
o-Xylene	<3 µg/kg	TM089		<12 M	<12 M	<12 M	<12 M	18.5 M	<12 M
sum of detected mpo xylene by GC	<9 µg/kg	TM089		<9	<9	<9	<9	131	27.8
sum of detected BTEX by GC	<24 µg/kg	TM089		<24	<24	<24	<24	153	27.8
Aliphatics >C5-C6	<10 µg/kg	TM089		<40	<40	<40	<40	104	<40
Aliphatics >C6-C8	<10 µg/kg	TM089		66.6	<40	43.3	<40	298	69
Aliphatics >C8-C10	<10 µg/kg	TM089		738	<40	248	897	416	238
Aliphatics >C10-C12	<10 µg/kg	TM089		2210	109	1300	3410	1140	3000
Aliphatics >C12-C16	<100 µg/kg	TM173		61000	58900	42400	174000	72100	305000
Aliphatics >C16-C21	<100 µg/kg	TM173		277000	271000	89100	661000	109000	275000
Aliphatics >C21-C35	<100 µg/kg	TM173		1120000	718000	171000	1010000	164000	325000
Aliphatics >C35-C44	<100 µg/kg	TM173		161000	123000	46100	71700	24100	24300
Total Aliphatics >C12-C44	<100 µg/kg	TM173		1620000	1170000	348000	1910000	369000	928000
Aromatics >EC5-EC7	<10 µg/kg	TM089		<40	<40	<40	<40	<40	<40
Aromatics >EC7-EC8	<10 µg/kg	TM089		<40	<40	<40	<40	<40	<40
Aromatics >EC8-EC10	<10 µg/kg	TM089		504	<40	173	598	428	192
Aromatics >EC10-EC12	<10 µg/kg	TM089		1470	73.3	864	2270	759	2000
Aromatics >EC12-EC16	<100 µg/kg	TM173		22200	19100	9210	61300	52100	265000
Aromatics >EC16-EC21	<100 µg/kg	TM173		193000	192000	40200	435000	98600	281000
Aromatics >EC21-EC35	<100 µg/kg	TM173		759000	715000	130000	672000	254000	272000
Aromatics >EC35-EC44	<100 µg/kg	TM173		166000	152000	45200	76200	52700	24800
Aromatics >EC40-EC44	<100 µg/kg	TM173		52100	46600	17100	28300	20300	7650
Total Aromatics >EC12-EC44	<100 µg/kg	TM173		1140000	1080000	225000	1240000	458000	843000
Total Aliphatics & Aromatics >C5-C44	<100 µg/kg	TM173		2770000	2250000	576000	3170000	830000	1780000

CERTIFICATE OF ANALYSIS

SDG:	150804-36	**Location:**	Coed Darcy	**Order Number:**	CD1330
Job:	H_ATKINS_LDC-424	**Customer:**	Atkins Global Ltd	**Report Number:**	325406
Client Reference:	MP69-validation pits/pipe chasing	**Attention:**	Jack Lowrie	**Superseded Report:**	

TPH CWG (S)

Results Legend

#	ISO17025 accredited.
M	*m*CERTS accredited.
aq	Aqueous / settled sample.
diss.filt	Dissolved / filtered sample.
tot.unfilt	Total / unfiltered sample.
*	Subcontracted test.
**	% recovery of the surrogate standard to check the efficiency of the method. The results of individual compounds within samples aren't corrected for the recovery
(F)	Trigger breach confirmed
1-5&+§@	Sample deviation (see appendix)

Component	LOD/Units	Method	Customer Sample R	TPE3157_S2_east	TPE3157_S3_east	TPE3157_S1_north	TPE3157_S4_south	TPE3157_S5_west	TPE3157_S6_west
			Depth (m)	0.00 - 0.00	0.00 - 0.00	0.00 - 0.00	0.00 - 0.00	0.00 - 0.00	0.00 - 0.00
			Sample Type	Soil/Solid	Soil/Solid	Soil/Solid	Soil/Solid	Soil/Solid	Soil/Solid
			Date Sampled	03/08/2015	03/08/2015	03/08/2015	03/08/2015	03/08/2015	03/08/2015
			Sample Time	.	.	.	.	.	.
			Date Received	04/08/2015	04/08/2015	04/08/2015	04/08/2015	04/08/2015	04/08/2015
			SDG Ref	150804-36	150804-36	150804-36	150804-36	150804-36	150804-36
			Lab Sample No.(s)	11832601	11832606	11832586	11832610	11832617	11832623
			AGS Reference						
GRO Surrogate % recovery**	%	TM089		83	77	85	104	100	104
GRO TOT (Moisture Corrected)	<44 µg/kg	TM089		470 M	1580 M	628 M	532 M	236 M	<44 M
Methyl tertiary butyl ether (MTBE)	<5 µg/kg	TM089		<20 M	<20 M	<20 M	<20 M	<20 M	<5 M
Benzene	<10 µg/kg	TM089		<40 M	<40 M	<40 M	<40 M	<40 M	<10 M
Toluene	<2 µg/kg	TM089		<8 M	<8 M	<8 M	<8 M	<8 M	<2 M
Ethylbenzene	<3 µg/kg	TM089		<12 M	<12 M	<12 M	<12 M	<12 M	<3 M
m,p-Xylene	<6 µg/kg	TM089		40.9 M	<24 M	<24 M	<24 M	<24 M	<6 M
o-Xylene	<3 µg/kg	TM089		<12 M	<12 M	<12 M	<12 M	<12 M	<3 M
sum of detected mpo xylene by GC	<9 µg/kg	TM089		40.9	<9	<9	<9	<9	<9
sum of detected BTEX by GC	<24 µg/kg	TM089		40.9	<24	<24	<24	<24	<24
Aliphatics >C5-C6	<10 µg/kg	TM089		<40	<40	<40	<40	<40	<10
Aliphatics >C6-C8	<10 µg/kg	TM089		66.5	48.2	74.6	<40	41.5	<10
Aliphatics >C8-C10	<10 µg/kg	TM089		83.9	65.6	115	44.5	52.7	<10
Aliphatics >C10-C12	<10 µg/kg	TM089		108	830	189	254	50.7	<10
Aliphatics >C12-C16	<100 µg/kg	TM173		6280	23500	4380	51700	18100	983
Aliphatics >C16-C21	<100 µg/kg	TM173		54200	129000	17600	122000	78800	1980
Aliphatics >C21-C35	<100 µg/kg	TM173		205000	320000	58800	178000	214000	22900
Aliphatics >C35-C44	<100 µg/kg	TM173		70200	42700	25200	11000	30300	9930
Total Aliphatics >C12-C44	<100 µg/kg	TM173		335000	515000	106000	363000	342000	35800
Aromatics >EC5-EC7	<10 µg/kg	TM089		<40	<40	<40	<40	<40	<10
Aromatics >EC7-EC8	<10 µg/kg	TM089		<40	<40	<40	<40	<40	<10
Aromatics >EC8-EC10	<10 µg/kg	TM089		109	65.6	103	<40	48.6	<10
Aromatics >EC10-EC12	<10 µg/kg	TM089		71.6	554	125	169	<40	<10
Aromatics >EC12-EC16	<100 µg/kg	TM173		10300	37600	4090	57400	9070	3180
Aromatics >EC16-EC21	<100 µg/kg	TM173		46400	143000	17900	123000	50600	5530
Aromatics >EC21-EC35	<100 µg/kg	TM173		124000	297000	66900	140000	104000	21500
Aromatics >EC35-EC44	<100 µg/kg	TM173		44800	53900	32600	14000	22200	8740
Aromatics >EC40-EC44	<100 µg/kg	TM173		17000	17800	13000	4450	6830	3720
Total Aromatics >EC12-EC44	<100 µg/kg	TM173		225000	532000	121000	334000	186000	38900
Total Aliphatics & Aromatics >C5-C44	<100 µg/kg	TM173		561000	1050000	228000	698000	528000	74800

CERTIFICATE OF ANALYSIS

SDG:	150804-36	**Location:**	Coed Darcy	**Order Number:**	CD1330
Job:	H_ATKINS_LDC-424	**Customer:**	Atkins Global Ltd	**Report Number:**	325406
Client Reference:	MP69-validation pits/pipe chasing	**Attention:**	Jack Lowrie	**Superseded Report:**	

Table of Results - Appendix

Method No	Reference	Description	Wet/Dry Sample [1]	Surrogate Corrected
ASB_PREP				
PM024	Modified BS 1377	Soil preparation including homogenisation, moisture screens of soils for Asbestos Containing Material		
TM089	Modified: US EPA Methods 8020 & 602	Determination of Gasoline Range Hydrocarbons (GRO) and BTEX (MTBE) compounds by Headspace GC-FID (C4-C12)		
TM173	Analysis of Petroleum Hydrocarbons in Environmental Media – Total Petroleum Hydrocarbon Criteria	Determination of Speciated Extractable Petroleum Hydrocarbons in Soils by GC-FID		
TM218	Microwave extraction – EPA method 3546	Microwave extraction - EPA method 3546		

[1] Applies to Solid samples only. DRY indicates samples have been dried at 35°C. NA = not applicable.

CERTIFICATE OF ANALYSIS

SDG:	150804-36	**Location:**	Coed Darcy	**Order Number:**	CD1330
Job:	H_ATKINS_LDC-424	**Customer:**	Atkins Global Ltd	**Report Number:**	325406
Client Reference:	MP69-validation pits/pipe chasing	**Attention:**	Jack Lowrie	**Superseded Report:**	

Test Completion Dates

Lab Sample No(s)	11832638	11832591	11832595	11832598	11832628	11832633	11832601	11832606	11832586	11832610
Customer Sample Ref.	TPE2820_pipe6	TPE2820_pipe7	TPE2820_pipe8	TPE2820_pipe9	TPE3157_S7_central	TPE3157_S8_central	TPE3157_S2_east	TPE3157_S3_east	TPE3157_S1_north	TPE3157_S4_south
AGS Ref.										
Depth	0.00 - 0.00	0.00 - 0.00	0.00 - 0.00	0.00 - 0.00	0.00 - 0.00	0.00 - 0.00	0.00 - 0.00	0.00 - 0.00	0.00 - 0.00	0.00 - 0.00
Type	SOLID	SOLID	SOLID	SOLID	SOLID	SOLID	SOLID	SOLID	SOLID	SOLID
EPH CWG (Aliphatic) GC (S)	11-Aug-2015	11-Aug-2015	13-Aug-2015	11-Aug-2015	13-Aug-2015	13-Aug-2015	13-Aug-2015	13-Aug-2015	11-Aug-2015	13-Aug-2015
EPH CWG (Aromatic) GC (S)	11-Aug-2015	11-Aug-2015	13-Aug-2015	11-Aug-2015	13-Aug-2015	13-Aug-2015	13-Aug-2015	13-Aug-2015	11-Aug-2015	13-Aug-2015
GRO by GC-FID (S)	13-Aug-2015	13-Aug-2015	13-Aug-2015	13-Aug-2015	13-Aug-2015	13-Aug-2015	13-Aug-2015	13-Aug-2015	13-Aug-2015	13-Aug-2015
PAH by GCMS	12-Aug-2015	11-Aug-2015	12-Aug-2015	11-Aug-2015	11-Aug-2015	11-Aug-2015	11-Aug-2015	11-Aug-2015	11-Aug-2015	11-Aug-2015
Sample description	07-Aug-2015	07-Aug-2015	07-Aug-2015	07-Aug-2015	07-Aug-2015	07-Aug-2015	07-Aug-2015	07-Aug-2015	07-Aug-2015	07-Aug-2015
TPH CWG GC (S)	13-Aug-2015	13-Aug-2015	13-Aug-2015	13-Aug-2015	13-Aug-2015	13-Aug-2015	13-Aug-2015	13-Aug-2015	13-Aug-2015	13-Aug-2015

Lab Sample No(s)	11832617	11832623
Customer Sample Ref.	TPE3157_S5_west	TPE3157_S6_west
AGS Ref.		
Depth	0.00 - 0.00	0.00 - 0.00
Type	SOLID	SOLID
EPH CWG (Aliphatic) GC (S)	13-Aug-2015	11-Aug-2015
EPH CWG (Aromatic) GC (S)	13-Aug-2015	11-Aug-2015
GRO by GC-FID (S)	13-Aug-2015	13-Aug-2015
PAH by GCMS	11-Aug-2015	11-Aug-2015
Sample description	07-Aug-2015	07-Aug-2015
TPH CWG GC (S)	13-Aug-2015	13-Aug-2015

SDG:	150804-36	**Location:**	Coed Darcy	**Order Number:**	CD1330
Job:	H_ATKINS_LDC-424	**Customer:**	Atkins Global Ltd	**Report Number:**	325406
Client Reference:	MP69-validation pits/pipe chasing	**Attention:**	Jack Lowrie	**Superseded Report:**	

Appendix

General

1. Results are expressed on a dry weight basis (dried at 35ºC) for all soil analyses except for the following: NRA and CEN Leach tests, flash point LOI, pH, ammonium as NH4 by the BRE method, VOC TICS and SVOC TICS.

2. Samples will be run in duplicate upon request, but an additional charge may be incurred.

3. If sufficient sample is received a sub sample will be retained free of charge for 30 days after analysis is completed (e-mailed) for all sample types unless the sample is destroyed on testing. The prepared soil sub sample that is analysed for asbestos will be retained for a period of 6 months after the analysis date. All bulk samples will be retained for a period of 6 months after the analysis date. All samples received and not scheduled will be disposed of one month after the date of receipt unless we are instructed to the contrary. Once the initial period has expired, a storage charge will be applied for each month or part thereof until the client cancels the request for sample storage. ALcontrol Laboratories reserve the right to charge for samples received and stored but not analysed.

4. With respect to turnaround, we will always endeavour to meet client requirements wherever possible, but turnaround times cannot be absolutely guaranteed due to so many variables beyond our control.

5. We take responsibility for any test performed by sub-contractors (marked with an asterisk). We endeavour to use UKAS/MCERTS Accredited Laboratories, who either complete a quality questionnaire or are audited by ourselves. For some determinands there are no UKAS/MCERTS Accredited Laboratories, in this instance a laboratory with a known track record will be utilised.

6. When requested, the individual sub sample scheduled will be analysed in house for the presence of asbestos fibres and asbestos containing material by our documented in house method TM048 based on HSG 248 (2005), which is accredited to ISO17025. If a specific asbestos fibre type is not found this will be reported as “Not detected”. If no asbestos fibre types are found all will be reported as “Not detected” and the sub sample analysed deemed to be clear of asbestos. If an asbestos fibre type is found it will be reported as detected (for each fibre type found). Testing can be carried out on asbestos positive samples, but, due to Health and Safety considerations, may be replaced by alternative tests or reported as No Determination Possible. The quantity of asbestos present is not determined unless specifically requested.

7. If no separate volatile sample is supplied by the client, or if a headspace or sediment is present in the volatile sample, the integrity of the data may be compromised. This will be flagged up as an invalid VOC on the test schedule and the result marked as deviating on the test certificate.

8. If appropriate preserved bottles are not received preservation will take place on receipt. However, the integrity of the data may be compromised.

9. NDP -No determination possible due to insufficient/unsuitable sample.

10. Metals in water are performed on a filtered sample, and therefore represent dissolved metals -total metals must be requested separately.

11. Results relate only to the items tested.

12. LODs for wet tests reported on a dry weight basis are not corrected for moisture content.

13. **Surrogate recoveries** - Surrogates are added to your sample to monitor recovery of the test requested. A % recovery is reported, results are not corrected for the recovery measured. Typical recoveries for organics tests are 70-130%, they are generally wider for volatiles analysis, 50-150%. Recoveries in soils are affected by organic rich or clay rich matrices. Waters can be affected by remediation fluids or high amounts of sediment. Test results are only ever reported if all of the associated quality checks pass; it is assumed that all recoveries outside of the values above are due to matrix affect.

14. **Product analyses** -Organic analyses on products can only be semi-quantitative due to the matrix effects and high dilution factors employed.

15. Phenols monohydric by HPLC include phenol, cresols (2-Methylphenol, 3-Methylphenol and 4-Methylphenol) and Xylenols (2,3 Dimethylphenol, 2,4 Dimethylphenol, 2,5 Dimethylphenol, 2,6 Dimethylphenol, 3,4 Dimethyphenol, 3,5 Dimethylphenol).

16. Total of 5 speciated phenols by HPLC includes Phenol, 2,3,5-Trimethyl Phenol, 2-Isopropylphenol, Cresols and Xylenols (as detailed in 15).

17. Stones/debris are not routinely removed. We always endeavour to take a representative sub sample from the received sample.

18. In certain circumstances the method detection limit may be elevated due to the sample being outside the calibration range. Other factors that may contribute to this include possible interferences. In both cases the sample would be diluted which would cause the method detection limit to be raised.

19. Mercury results quoted on soils will not include volatile mercury as the analysis is performed on a dried and crushed sample.

20. For the BSEN 12457-3 two batch process to allow the cumulative release to be calculated, the volume of the leachate produced is measured and filtered for all tests. We therefore cannot carry out any unfiltered analysis. The tests affected include volatiles GCFID/GCMS and all subcontracted analysis.

21. For all leachate preparations (NRA, DIN, TCLP, BSEN 12457-1, 2, 3) volatile loss may occur, as we do not employ zero headspace extraction.

22. We are accredited to MCERTS for sand, clay and loam/topsoil, or any of these materials - whether these are derived from naturally occurring soil profiles, or from fill/made ground, as long as these materials constitute the major part of the sample. Other coarse granular material such as concrete, gravel and brick are not accredited if they comprise the major part of the sample.

23. Analysis and identification of specific compounds using GCFID is by retention time only, and we routinely calibrate and quantify for benzene, toluene, ethylbenzenes and xylenes (BTEX). For total volatiles in the C5-C12 range, the total area of the chromatogram is integrated and expressed as ug/kg or ug/l. Although this analysis is commonly used for the quantification of gasoline range organics (GRO), the system will also detect other compounds such as chlorinated solvents, and this may lead to a falsely high result with respect to hydrocarbons only. It is not possible to specifically identify these non-hydrocarbons, as standards are not routinely run for any other compounds, and for more definitive identification, volatiles by GCMS should be utilised.

Sample Deviations

1	Container with Headspace provided for volatiles analysis
2	Incorrect container received
3	Deviation from method
4	Holding time exceeded before sample received
5	Samples exceeded holding time before presevation was performed
§	Sampled on date not provided
♦	Sample holding time exceeded in laboratory
@	Sample holding time exceeded due to sampled on date
&	Sample Holding Time exceeded - Late arrival of instructions.

Asbestos

Identification of Asbestos in Bulk Materials & Soils

The results for identification of asbestos in bulk materials are obtained from supplied bulk materials which have been examined to determine the presence of asbestos fibres using Alcontrol Laboratories (Hawarden) in-house method of transmitted/polarised light microscopy and central stop dispersion staining, based on HSG 248 (2005).

The results for identification of asbestos in soils are obtained from a homogenised sub sample which has been examined to determine the presence of asbestos fibres using Alcontrol Laboratories (Hawarden) in-house method of transmitted/polarised light microscopy and central stop dispersion staining, based on HSG 248 (2005).

Asbestos Type	Common Name
Chrysotile	White Asbestos
Amosite	Brown Asbestos
Crocidolite	Blue Asbestos
Fibrous Actinolite	-
Fibrous Anthophyllite	-
Fibrous Tremolite	-

Visual Estimation Of Fibre Content

Estimation of fibre content is not permitted as part of our UKAS accredited test other than: - Trace - Where only one or two asbestos fibres were identified.

Further guidance on typical asbestos fibre content of manufactured products can be found in HSG 264.

The identification of asbestos containing materials and soils falls within our schedule of tests for which we hold UKAS accreditation, however opinions, interpretations and all other information contained in the report are outside the scope of UKAS accreditation.

ALcontrol Laboratories

Unit 7-8 Hawarden Business Park
Manor Road (off Manor Lane)
Hawarden
Deeside
CH5 3US
Tel: (01244) 528700
Fax: (01244) 528701
email: mkt@alcontrol.com
Website: www.alcontrol.com

Atkins Global Ltd
Project Jonah site office
Llan Coed House
Suite 24
Coed Darcy
Llandarcy
SA10 6HJ

Attention: Jack Lowrie

CERTIFICATE OF ANALYSIS

Date:	12 August 2015
Customer:	H_ATKINS_LDC
Sample Delivery Group (SDG):	150731-117
Your Reference:	MP69 Pipe Validation
Location:	Coed Darcy
Report No:	325228

We received 5 samples on Friday July 31, 2015 and 4 of these samples were scheduled for analysis which was completed on Wednesday August 12, 2015. Accredited laboratory tests are defined within the report, but opinions, interpretations and on-site data expressed herein are outside the scope of ISO 17025 accreditation.

Should this report require incorporation into client reports, it must be used in its entirety and not simply with the data sections alone.

All chemical testing (unless subcontracted) is performed at ALcontrol Hawarden Laboratories.

Approved By:



Sonia McWhan

Operations Manager

Alcontrol Laboratories is a trading division of ALcontrol UK Limited
Registered Office: Units 7 & 8 Hawarden Business Park, Manor Road, Hawarden, Deeside, CH5 3US. Registered in England and Wales No.

CERTIFICATE OF ANALYSIS

SDG:	150731-117	**Location:**	Coed Darcy	**Order Number:**	CD1325
Job:	H_ATKINS_LDC-419	**Customer:**	Atkins Global Ltd	**Report Number:**	325228
Client Reference:	MP69 Pipe Validation	**Attention:**	Jack Lowrie	**Superseded Report:**	

Received Sample Overview

Lab Sample No(s)	Customer Sample Ref.	AGS Ref.	Depth (m)	Sampled Date
11817334	NO ID			
11817322	TPE3060_pipe1		2.00 - 2.00	30/07/2015
11817326	TPE3060_pipe2		2.00 - 2.00	30/07/2015
11817313	TPE3719_pipe1		1.20 - 1.20	30/07/2015
11817317	TPE3719_pipe2		1.20 - 1.20	30/07/2015

Only received samples which have had analysis scheduled will be shown on the following pages.

CERTIFICATE OF ANALYSIS

SDG:	150731-117	**Location:**	Coed Darcy	**Order Number:**	CD1325
Job:	H_ATKINS_LDC-419	**Customer:**	Atkins Global Ltd	**Report Number:**	325228
Client Reference:	MP69 Pipe Validation	**Attention:**	Jack Lowrie	**Superseded Report:**	

SOLID

Results Legend

X **Test**

N **No Determination Possible**

			Lab Sample No(s)	Customer Sample Reference	AGS Reference	Depth (m)	Container
			11817322	TPE3060_pipe1		2.00 - 2.00	250g Amber Jar (AL
			11817326	TPE3060_pipe2		2.00 - 2.00	250g Amber Jar (AL
			11817313	TPE3719_pipe1		1.20 - 1.20	60g VOC (ALE215)
			11817317	TPE3719_pipe2		1.20 - 1.20	250g Amber Jar (AL
							60g VOC (ALE215)
EPH CWG (Aliphatic) GC (S)	All	NDPs: 0 Tests: 4	X	X		X	X
EPH CWG (Aromatic) GC (S)	All	NDPs: 0 Tests: 4	X	X		X	X
GRO by GC-FID (S)	All	NDPs: 0 Tests: 4	X		X		X
PAH by GCMS	All	NDPs: 0 Tests: 4	X	X		X	X
Sample description	All	NDPs: 0 Tests: 4	X	X		X	X
TPH CWG GC (S)	All	NDPs: 0 Tests: 4	X	X		X	X

CERTIFICATE OF ANALYSIS

SDG:	150731-117	**Location:**	Coed Darcy	**Order Number:**	CD1325
Job:	H_ATKINS_LDC-419	**Customer:**	Atkins Global Ltd	**Report Number:**	325228
Client Reference:	MP69 Pipe Validation	**Attention:**	Jack Lowrie	**Superseded Report:**	

Sample Descriptions

Grain Sizes

very fine	<0.063mm	fine	0.063mm - 0.1mm	medium	0.1mm - 2mm	coarse	2mm - 10mm	very coarse	>10mm

Lab Sample No(s)	Customer Sample Ref.	Depth (m)	Colour	Description	Grain size	Inclusions	Inclusions 2
11817322	TPE3060_pipe1	2.00 - 2.00	Dark Brown	Sandy Clay Loam	0.1 - 2 mm	Stones	Vegetation
11817326	TPE3060_pipe2	2.00 - 2.00	Dark Brown	Sandy Clay Loam	0.1 - 2 mm	Stones	Vegetation
11817313	TPE3719_pipe1	1.20 - 1.20	Dark Brown	Sandy Clay Loam	0.1 - 2 mm	Stones	Oil/Petroleum
11817317	TPE3719_pipe2	1.20 - 1.20	Dark Brown	Sandy Loam	0.1 - 2 mm	Stones	Crushed Brick

These descriptions are only intended to act as a cross check if sample identities are questioned, and to provide a log of sample matrices with respect to MCERTS validation. They are not intended as full geological descriptions.

We are accredited to MCERTS for sand, clay and loam/topsoil, or any of these materials - whether these are derived from naturally ocurring soil profiles, or from fill/made ground, as long as these materials constitute the major part of the sample.

Other coarse granular materials such as concrete, gravel and brick are not accredited if they comprise the major part of the sample.

CERTIFICATE OF ANALYSIS

SDG:	150731-117	**Location:**	Coed Darcy	**Order Number:**	CD1325
Job:	H_ATKINS_LDC-419	**Customer:**	Atkins Global Ltd	**Report Number:**	325228
Client Reference:	MP69 Pipe Validation	**Attention:**	Jack Lowrie	**Superseded Report:**	

Results Legend	
#	ISO17025 accredited.
M	*m*CERTS accredited.
aq	Aqueous / settled sample.
diss.filt	Dissolved / filtered sample.
tot.unfilt	Total / unfiltered sample.
*	Subcontracted test.
**	% recovery of the surrogate standard to check the efficiency of the method. The results of individual compounds within samples aren't corrected for the recovery
(F)	Trigger breach confirmed
1-5&+§@	Sample deviation (see appendix)

Component	LOD/Units	Method	Customer Sample R	TPE3060_pipe1	TPE3060_pipe2	TPE3719_pipe1	TPE3719_pipe2		
			Depth (m)	2.00 - 2.00	2.00 - 2.00	1.20 - 1.20	1.20 - 1.20		
			Sample Type	Soil/Solid	Soil/Solid	Soil/Solid	Soil/Solid		
			Date Sampled	30/07/2015	30/07/2015	30/07/2015	30/07/2015		
			Sample Time	.	.	.	.		
			Date Received	31/07/2015	31/07/2015	31/07/2015	31/07/2015		
			SDG Ref	150731-117	150731-117	150731-117	150731-117		
			Lab Sample No.(s)	11817322	11817326	11817313	11817317		
			AGS Reference						
Moisture Content Ratio (% of as received sample)	%	PM024		12	7.5	21	12		

CERTIFICATE OF ANALYSIS

SDG:	150731-117	**Location:**	Coed Darcy	**Order Number:**	CD1325
Job:	H_ATKINS_LDC-419	**Customer:**	Atkins Global Ltd	**Report Number:**	325228
Client Reference:	MP69 Pipe Validation	**Attention:**	Jack Lowrie	**Superseded Report:**	

PAH by GCMS

Results Legend

#	ISO17025 accredited.
M	*m*CERTS accredited.
aq	Aqueous / settled sample.
diss.filt	Dissolved / filtered sample.
tot.unfilt	Total / unfiltered sample.
*	Subcontracted test.
**	% recovery of the surrogate standard to check the efficiency of the method. The results of individual compounds within samples aren't corrected for the recovery
(F)	Trigger breach confirmed
1-5&+§@	Sample deviation (see appendix)

Component	LOD/Units	Method	Customer Sample R	TPE3060_pipe1	TPE3060_pipe2	TPE3719_pipe1	TPE3719_pipe2		
			Depth (m)	2.00 - 2.00	2.00 - 2.00	1.20 - 1.20	1.20 - 1.20		
			Sample Type	Soil/Solid	Soil/Solid	Soil/Solid	Soil/Solid		
			Date Sampled	30/07/2015	30/07/2015	30/07/2015	30/07/2015		
			Sample Time	.	.	.	.		
			Date Received	31/07/2015	31/07/2015	31/07/2015	31/07/2015		
			SDG Ref	150731-117	150731-117	150731-117	150731-117		
			Lab Sample No.(s)	11817322	11817326	11817313	11817317		
			AGS Reference						
Naphthalene-d8 % recovery**	%	TM218		116	97.7	108	92.7		
Acenaphthene-d10 % recovery**	%	TM218		102	98.6	107	92.5		
Phenanthrene-d10 % recovery**	%	TM218		117	95.5	103	93.5		
Chrysene-d12 % recovery**	%	TM218		120	95.1	102	95.2		
Perylene-d12 % recovery**	%	TM218		125	99.4	107	102		
Naphthalene	<9 µg/kg	TM218		58.2 M	450 M	1010 M	188 M		
Acenaphthylene	<12 µg/kg	TM218		20.3 M	<12 M	<12 M	154 M		
Acenaphthene	<8 µg/kg	TM218		69.6 M	443 M	943 M	290 M		
Fluorene	<10 µg/kg	TM218		93.3 M	564 M	1520 M	430 M		
Phenanthrene	<15 µg/kg	TM218		226 M	1620 M	3130 M	2290 M		
Anthracene	<16 µg/kg	TM218		122 M	530 M	1190 M	1340 M		
Fluoranthene	<17 µg/kg	TM218		146 M	175 M	1080 M	20500 M		
Pyrene	<15 µg/kg	TM218		236 M	405 M	1960 M	15900 M		
Benz(a)anthracene	<14 µg/kg	TM218		95.4 M	94.3 M	722 M	16400 M		
Chrysene	<10 µg/kg	TM218		128 M	232 M	724 M	15400 M		
Benzo(b)fluoranthene	<15 µg/kg	TM218		167 M	131 M	786 M	19900 M		
Benzo(k)fluoranthene	<14 µg/kg	TM218		64.1 M	23.4 M	269 M	6200 M		
Benzo(a)pyrene	<15 µg/kg	TM218		144 M	74.9 M	617 M	11800 M		
Indeno(1,2,3-cd)pyrene	<18 µg/kg	TM218		118 M	44.4 M	432 M	6590 M		
Dibenzo(a,h)anthracene	<23 µg/kg	TM218		43.9 M	29.7 M	173 M	2800 M		
Benzo(g,h,i)perylene	<24 µg/kg	TM218		137 M	60.7 M	462 M	6020 M		
PAH, Total Detected USEPA 16	<118 µg/kg	TM218		1870	4880	15000	126000		

CERTIFICATE OF ANALYSIS

SDG:	150731-117	**Location:**	Coed Darcy	**Order Number:**	CD1325
Job:	H_ATKINS_LDC-419	**Customer:**	Atkins Global Ltd	**Report Number:**	325228
Client Reference:	MP69 Pipe Validation	**Attention:**	Jack Lowrie	**Superseded Report:**	

TPH CWG (S)

Results Legend	
#	ISO17025 accredited.
M	*m*CERTS accredited.
aq	Aqueous / settled sample.
diss.filt	Dissolved / filtered sample.
tot.unfilt	Total / unfiltered sample.
*	Subcontracted test.
**	% recovery of the surrogate standard to check the efficiency of the method. The results of individual compounds within samples aren't corrected for the recovery
(F)	Trigger breach confirmed
1-5&+§@	Sample deviation (see appendix)

Component	LOD/Units	Method	Customer Sample R	TPE3060_pipe1	TPE3060_pipe2	TPE3719_pipe1	TPE3719_pipe2		
			Depth (m)	2.00 - 2.00	2.00 - 2.00	1.20 - 1.20	1.20 - 1.20		
			Sample Type	Soil/Solid	Soil/Solid	Soil/Solid	Soil/Solid		
			Date Sampled	30/07/2015	30/07/2015	30/07/2015	30/07/2015		
			Sample Time	.	.	.	.		
			Date Received	31/07/2015	31/07/2015	31/07/2015	31/07/2015		
			SDG Ref	150731-117	150731-117	150731-117	150731-117		
			Lab Sample No.(s)	11817322	11817326	11817313	11817317		
			AGS Reference						
GRO Surrogate % recovery**	%	TM089		87 2	48	77	64		
GRO TOT (Moisture Corrected)	<44 µg/kg	TM089		728 2 M	39100 M	191000 M	5830 M		
Methyl tertiary butyl ether (MTBE)	<5 µg/kg	TM089		<20 2 M	<20 M	<20 M	<20 M		
Benzene	<10 µg/kg	TM089		<40 2 M	<40 M	77.5 M	<40 M		
Toluene	<2 µg/kg	TM089		<8 2 M	<8 M	<8 M	<8 M		
Ethylbenzene	<3 µg/kg	TM089		<12 2 M	<12 M	<12 M	<12 M		
m,p-Xylene	<6 µg/kg	TM089		<24 2 M	<24 M	<24 M	<24 M		
o-Xylene	<3 µg/kg	TM089		<12 2 M	<12 M	<12 M	<12 M		
sum of detected mpo xylene by GC	<9 µg/kg	TM089		<9 2	<9	<9	<9		
sum of detected BTEX by GC	<24 µg/kg	TM089		<24 2	<24	77.5	<24		
Aliphatics >C5-C6	<10 µg/kg	TM089		<40 2	74.6	569	<40		
Aliphatics >C6-C8	<10 µg/kg	TM089		64.4 2	1160	28900	323		
Aliphatics >C8-C10	<10 µg/kg	TM089		115 2	5790	50000	1250		
Aliphatics >C10-C12	<10 µg/kg	TM089		271 2	16900	46800	2040		
Aliphatics >C12-C16	<100 µg/kg	TM173		24100	146000	1040000	189000		
Aliphatics >C16-C21	<100 µg/kg	TM173		116000	196000	776000	247000		
Aliphatics >C21-C35	<100 µg/kg	TM173		327000	306000	790000	437000		
Aliphatics >C35-C44	<100 µg/kg	TM173		57200	78400	224000	148000		
Total Aliphatics >C12-C44	<100 µg/kg	TM173		525000	726000	2820000	1020000		
Aromatics >EC5-EC7	<10 µg/kg	TM089		<40 2	<40	77.5	<40		
Aromatics >EC7-EC8	<10 µg/kg	TM089		<40 2	<40	<40	<40		
Aromatics >EC8-EC10	<10 µg/kg	TM089		76.8 2	3860	33400	832		
Aromatics >EC10-EC12	<10 µg/kg	TM089		181 2	11300	31200	1360		
Aromatics >EC12-EC16	<100 µg/kg	TM173		7870	58600	295000	242000		
Aromatics >EC16-EC21	<100 µg/kg	TM173		65000	118000	514000	<100		
Aromatics >EC21-EC35	<100 µg/kg	TM173		307000	209000	735000	726000		
Aromatics >EC35-EC44	<100 µg/kg	TM173		68300	78100	237000	246000		
Aromatics >EC40-EC44	<100 µg/kg	TM173		20700	32000	90700	95700		
Total Aromatics >EC12-EC44	<100 µg/kg	TM173		448000	463000	1780000	1210000		
Total Aliphatics & Aromatics >C5-C44	<100 µg/kg	TM173		973000	1230000	4800000	2240000		

CERTIFICATE OF ANALYSIS

SDG:	150731-117	**Location:**	Coed Darcy	**Order Number:**	CD1325
Job:	H_ATKINS_LDC-419	**Customer:**	Atkins Global Ltd	**Report Number:**	325228
Client Reference:	MP69 Pipe Validation	**Attention:**	Jack Lowrie	**Superseded Report:**	

Table of Results - Appendix

Method No	Reference	Description	Wet/Dry Sample [1]	Surrogate Corrected
ASB_PREP				
PM024	Modified BS 1377	Soil preparation including homogenisation, moisture screens of soils for Asbestos Containing Material		
TM089	Modified: US EPA Methods 8020 & 602	Determination of Gasoline Range Hydrocarbons (GRO) and BTEX (MTBE) compounds by Headspace GC-FID (C4-C12)		
TM173	Analysis of Petroleum Hydrocarbons in Environmental Media – Total Petroleum Hydrocarbon Criteria	Determination of Speciated Extractable Petroleum Hydrocarbons in Soils by GC-FID		
TM218	Microwave extraction – EPA method 3546	Microwave extraction - EPA method 3546		

[1] Applies to Solid samples only. DRY indicates samples have been dried at 35°C. NA = not applicable.

CERTIFICATE OF ANALYSIS

SDG:	150731-117	**Location:**	Coed Darcy	**Order Number:**	CD1325
Job:	H_ATKINS_LDC-419	**Customer:**	Atkins Global Ltd	**Report Number:**	325228
Client Reference:	MP69 Pipe Validation	**Attention:**	Jack Lowrie	**Superseded Report:**	

Test Completion Dates

Lab Sample No(s)	11817322	11817326	11817313	11817317
Customer Sample Ref.	TPE3060_pipe1	TPE3060_pipe2	TPE3719_pipe1	TPE3719_pipe2
AGS Ref.				
Depth	2.00 - 2.00	2.00 - 2.00	1.20 - 1.20	1.20 - 1.20
Type	SOLID	SOLID	SOLID	SOLID
EPH CWG (Aliphatic) GC (S)	11-Aug-2015	10-Aug-2015	12-Aug-2015	12-Aug-2015
EPH CWG (Aromatic) GC (S)	11-Aug-2015	10-Aug-2015	12-Aug-2015	12-Aug-2015
GRO by GC-FID (S)	12-Aug-2015	12-Aug-2015	12-Aug-2015	12-Aug-2015
PAH by GCMS	12-Aug-2015	11-Aug-2015	11-Aug-2015	10-Aug-2015
Sample description	06-Aug-2015	06-Aug-2015	06-Aug-2015	07-Aug-2015
TPH CWG GC (S)	12-Aug-2015	12-Aug-2015	12-Aug-2015	12-Aug-2015

SDG:	150731-117	**Location:**	Coed Darcy	**Order Number:**	CD1325
Job:	H_ATKINS_LDC-419	**Customer:**	Atkins Global Ltd	**Report Number:**	325228
Client Reference:	MP69 Pipe Validation	**Attention:**	Jack Lowrie	**Superseded Report:**	

Appendix

General

1. Results are expressed on a dry weight basis (dried at 35ºC) for all soil analyses except for the following: NRA and CEN Leach tests, flash point LOI, pH, ammonium as NH4 by the BRE method, VOC TICS and SVOC TICS.

2. Samples will be run in duplicate upon request, but an additional charge may be incurred.

3. If sufficient sample is received a sub sample will be retained free of charge for 30 days after analysis is completed (e-mailed) for all sample types unless the sample is destroyed on testing. The prepared soil sub sample that is analysed for asbestos will be retained for a period of 6 months after the analysis date. All bulk samples will be retained for a period of 6 months after the analysis date. All samples received and not scheduled will be disposed of one month after the date of receipt unless we are instructed to the contrary. Once the initial period has expired, a storage charge will be applied for each month or part thereof until the client cancels the request for sample storage. ALcontrol Laboratories reserve the right to charge for samples received and stored but not analysed.

4. With respect to turnaround, we will always endeavour to meet client requirements wherever possible, but turnaround times cannot be absolutely guaranteed due to so many variables beyond our control.

5. We take responsibility for any test performed by sub-contractors (marked with an asterisk). We endeavour to use UKAS/MCERTS Accredited Laboratories, who either complete a quality questionnaire or are audited by ourselves. For some determinands there are no UKAS/MCERTS Accredited Laboratories, in this instance a laboratory with a known track record will be utilised.

6. When requested, the individual sub sample scheduled will be analysed in house for the presence of asbestos fibres and asbestos containing material by our documented in house method TM048 based on HSG 248 (2005), which is accredited to ISO17025. If a specific asbestos fibre type is not found this will be reported as “Not detected”. If no asbestos fibre types are found all will be reported as “Not detected” and the sub sample analysed deemed to be clear of asbestos. If an asbestos fibre type is found it will be reported as detected (for each fibre type found). Testing can be carried out on asbestos positive samples, but, due to Health and Safety considerations, may be replaced by alternative tests or reported as No Determination Possible. The quantity of asbestos present is not determined unless specifically requested.

7. If no separate volatile sample is supplied by the client, or if a headspace or sediment is present in the volatile sample, the integrity of the data may be compromised. This will be flagged up as an invalid VOC on the test schedule and the result marked as deviating on the test certificate.

8. If appropriate preserved bottles are not received preservation will take place on receipt. However, the integrity of the data may be compromised.

9. NDP -No determination possible due to insufficient/unsuitable sample.

10. Metals in water are performed on a filtered sample, and therefore represent dissolved metals -total metals must be requested separately.

11. Results relate only to the items tested.

12. LODs for wet tests reported on a dry weight basis are not corrected for moisture content.

13. **Surrogate recoveries** - Surrogates are added to your sample to monitor recovery of the test requested. A % recovery is reported, results are not corrected for the recovery measured. Typical recoveries for organics tests are 70-130%, they are generally wider for volatiles analysis, 50-150%. Recoveries in soils are affected by organic rich or clay rich matrices. Waters can be affected by remediation fluids or high amounts of sediment. Test results are only ever reported if all of the associated quality checks pass; it is assumed that all recoveries outside of the values above are due to matrix affect.

14. **Product analyses** -Organic analyses on products can only be semi-quantitative due to the matrix effects and high dilution factors employed.

15. Phenols monohydric by HPLC include phenol, cresols (2-Methylphenol, 3-Methylphenol and 4-Methylphenol) and Xylenols (2,3 Dimethylphenol, 2,4 Dimethylphenol, 2,5 Dimethylphenol, 2,6 Dimethylphenol, 3,4 Dimethyphenol, 3,5 Dimethylphenol).

16. Total of 5 speciated phenols by HPLC includes Phenol, 2,3,5-Trimethyl Phenol, 2-Isopropylphenol, Cresols and Xylenols (as detailed in 15).

17. Stones/debris are not routinely removed. We always endeavour to take a representative sub sample from the received sample.

18. In certain circumstances the method detection limit may be elevated due to the sample being outside the calibration range. Other factors that may contribute to this include possible interferences. In both cases the sample would be diluted which would cause the method detection limit to be raised.

19. Mercury results quoted on soils will not include volatile mercury as the analysis is performed on a dried and crushed sample.

20. For the BSEN 12457-3 two batch process to allow the cumulative release to be calculated, the volume of the leachate produced is measured and filtered for all tests. We therefore cannot carry out any unfiltered analysis. The tests affected include volatiles GCFID/GCMS and all subcontracted analysis.

21. For all leachate preparations (NRA, DIN, TCLP, BSEN 12457-1, 2, 3) volatile loss may occur, as we do not employ zero headspace extraction.

22. We are accredited to MCERTS for sand, clay and loam/topsoil, or any of these materials - whether these are derived from naturally occurring soil profiles, or from fill/made ground, as long as these materials constitute the major part of the sample. Other coarse granular material such as concrete, gravel and brick are not accredited if they comprise the major part of the sample.

23. Analysis and identification of specific compounds using GCFID is by retention time only, and we routinely calibrate and quantify for benzene, toluene, ethylbenzenes and xylenes (BTEX). For total volatiles in the C5-C12 range, the total area of the chromatogram is integrated and expressed as ug/kg or ug/l. Although this analysis is commonly used for the quantification of gasoline range organics (GRO), the system will also detect other compounds such as chlorinated solvents, and this may lead to a falsely high result with respect to hydrocarbons only. It is not possible to specifically identify these non-hydrocarbons, as standards are not routinely run for any other compounds, and for more definitive identification, volatiles by GCMS should be utilised.

Sample Deviations

1	Container with Headspace provided for volatiles analysis
2	Incorrect container received
3	Deviation from method
4	Holding time exceeded before sample received
5	Samples exceeded holding time before presevation was performed
§	Sampled on date not provided
♦	Sample holding time exceeded in laboratory
@	Sample holding time exceeded due to sampled on date
&	Sample Holding Time exceeded - Late arrival of instructions.

Asbestos

Identification of Asbestos in Bulk Materials & Soils

The results for identification of asbestos in bulk materials are obtained from supplied bulk materials which have been examined to determine the presence of asbestos fibres using Alcontrol Laboratories (Hawarden) in-house method of transmitted/polarised light microscopy and central stop dispersion staining, based on HSG 248 (2005).

The results for identification of asbestos in soils are obtained from a homogenised sub sample which has been examined to determine the presence of asbestos fibres using Alcontrol Laboratories (Hawarden) in-house method of transmitted/polarised light microscopy and central stop dispersion staining, based on HSG 248 (2005).

Asbestos Type	Common Name
Chrysotile	White Asbestos
Amosite	Brown Asbestos
Crocidolite	Blue Asbestos
Fibrous Actinolite	-
Fibrous Anthophyllite	-
Fibrous Tremolite	-

Visual Estimation Of Fibre Content

Estimation of fibre content is not permitted as part of our UKAS accredited test other than: - Trace - Where only one or two asbestos fibres were identified.

Further guidance on typical asbestos fibre content of manufactured products can be found in HSG 264.

The identification of asbestos containing materials and soils falls within our schedule of tests for which we hold UKAS accreditation, however opinions, interpretations and all other information contained in the report are outside the scope of UKAS accreditation.

ALcontrol Laboratories

Unit 7-8 Hawarden Business Park
Manor Road (off Manor Lane)
Hawarden
Deeside
CH5 3US
Tel: (01244) 528700
Fax: (01244) 528701
email: mkt@alcontrol.com
Website: www.alcontrol.com

Atkins Global Ltd
Project Jonah site office
Llan Coed House
Suite 24
Coed Darcy
Llandarcy
SA10 6HJ

Attention: Jack Lowrie

CERTIFICATE OF ANALYSIS

Date:	19 June 2015
Customer:	H_ATKINS_LDC
Sample Delivery Group (SDG):	150611-90
Your Reference:	PCB SS10A and 17
Location:	Coed Darcy
Report No:	317819

We received 47 samples on Thursday June 11, 2015 and 47 of these samples were scheduled for analysis which was completed on Thursday June 18, 2015. Accredited laboratory tests are defined within the report, but opinions, interpretations and on-site data expressed herein are outside the scope of ISO 17025 accreditation.

Should this report require incorporation into client reports, it must be used in its entirety and not simply with the data sections alone.

All chemical testing (unless subcontracted) is performed at ALcontrol Hawarden Laboratories.

Approved By:



Sonia McWhan

Operations Manager

Alcontrol Laboratories is a trading division of ALcontrol UK Limited
Registered Office: Units 7 & 8 Hawarden Business Park, Manor Road, Hawarden, Deeside, CH5 3US. Registered in England and Wales No.

CERTIFICATE OF ANALYSIS

SDG:	150611-90	**Location:**	Coed Darcy	**Order Number:**	CD1249
Job:	H_ATKINS_LDC-384	**Customer:**	Atkins Global Ltd	**Report Number:**	317819
Client Reference:	PCB SS10A and 17	**Attention:**	Jack Lowrie	**Superseded Report:**	

Received Sample Overview

Lab Sample No(s)	Customer Sample Ref.	AGS Ref.	Depth (m)	Sampled Date
11515125	SS17_1		0.50	09/06/2015
11515133	SS17_1		1.50	09/06/2015
11515143	SS17_1		2.50	09/06/2015
11515154	SS17_1		3.50	09/06/2015
11515223	SS17_2		0.50	09/06/2015
11515226	SS17_2		1.50	09/06/2015
11515230	SS17_2		2.50	09/06/2015
11515233	SS17_2		3.50	09/06/2015
11515236	SS17_2		4.20	09/06/2015
11515189	SS17_3		0.50	09/06/2015
11515192	SS17_3		1.50	09/06/2015
11515195	SS17_3		2.50	09/06/2015
11515198	SS17_3		3.50	09/06/2015
11515202	SS17_4		0.50	09/06/2015
11515205	SS17_4		1.50	09/06/2015
11515212	SS17_4		2.50	09/06/2015
11515216	SS17_4		3.50	09/06/2015
11515220	SS17_4		4.50	09/06/2015
11515099	SS17_5		0.50	09/06/2015
11515106	SS17_5		1.50	09/06/2015
11515111	SS17_5		2.50	09/06/2015
11515119	SS17_5		3.50	09/06/2015
11515046	SS17_6		0.50	09/06/2015
11515061	SS17_6		1.50	09/06/2015
11515067	SS17_6		2.50	09/06/2015
11515089	SS17_6		3.50	09/06/2015
11515017	TPE2922		0.50	09/06/2015
11515020	TPE2922		1.50	09/06/2015
11515023	TPE2922		2.50	09/06/2015
11515253	TPE2923		0.50	09/06/2015
11515259	TPE2923		1.50	09/06/2015
11515011	TPE2923		2.50	09/06/2015
11515026	TPE2961		0.50	09/06/2015
11515030	TPE2961		1.50	09/06/2015
11515033	TPE2961		2.50	09/06/2015
11515239	TPE2962		0.50	09/06/2015
11515242	TPE2962		1.50	09/06/2015
11515248	TPE2962		2.50	09/06/2015
11515008	TPE3006		0.50	09/06/2015
11515076	TPE3006		1.50	09/06/2015
11515164	TPE3006		2.50	09/06/2015
11515209	TPE3006		3.30	09/06/2015
11515161	TPE3453		0.50	09/06/2015
11515170	TPE3453		1.50	09/06/2015
11515176	TPE3453		2.50	09/06/2015
11515179	TPE3453		3.50	09/06/2015
11515186	TPE3453		4.30	09/06/2015

Only received samples which have had analysis scheduled will be shown on the following pages.

ALcontrol Laboratories

CERTIFICATE OF ANALYSIS

Validated

SDG:	150611-90	**Location:**	Coed Darcy	**Order Number:**	CD1249
Job:	H_ATKINS_LDC-384	**Customer:**	Atkins Global Ltd	**Report Number:**	317819
Client Reference:	PCB SS10A and 17	**Attention:**	Jack Lowrie	**Superseded Report:**	

SOLID

Results Legend

- X — Test
- N — No Determination Possible

Lab Sample No(s)	Customer Sample Reference	AGS Reference	Depth (m)	Container	PCBs by GCMS (All; NDPs: 0, Tests: 47)	Sample description (All; NDPs: 0, Tests: 44)
1515125	SS17_1		0.50	250g Amber Jar (AL	X	X
1515133	SS17_1		1.50	250g Amber Jar (AL	X	X
1515143	SS17_1		2.50	250g Amber Jar (AL	X	X
1515154	SS17_1		3.50	250g Amber Jar (AL	X	X
1515223	SS17_2		0.50	250g Amber Jar (AL	X	X
1515226	SS17_2		1.50	250g Amber Jar (AL	X	X
1515230	SS17_2		2.50	250g Amber Jar (AL	X	X
1515233	SS17_2		3.50	250g Amber Jar (AL	X	X
1515236	SS17_2		4.20	250g Amber Jar (AL	X	X
1515189	SS17_3		0.50	250g Amber Jar (AL	X	X
1515192	SS17_3		1.50	250g Amber Jar (AL	X	X
1515195	SS17_3		2.50	250g Amber Jar (AL	X	X
1515198	SS17_3		3.50	250g Amber Jar (AL	X	X
1515202	SS17_4		0.50	250g Amber Jar (AL	X	X
1515205	SS17_4		1.50	250g Amber Jar (AL	X	X
1515212	SS17_4		2.50	250g Amber Jar (AL	X	X
1515216	SS17_4		3.50	250g Amber Jar (AL	X	X
1515220	SS17_4		4.50	250g Amber Jar (AL	X	X
1515099	SS17_5		0.50	250g Amber Jar (AL	X	X
1515106	SS17_5		1.50	250g Amber Jar (AL	X	X
1515111	SS17_5		2.50	250g Amber Jar (AL	X	X
1515119	SS17_5		3.50	250g Amber Jar (AL	X	X
1515046	SS17_6		0.50	250g Amber Jar (AL	X	X
1515061	SS17_6		1.50	250g Amber Jar (AL	X	X
1515067	SS17_6		2.50	250g Amber Jar (AL	X	X
1515089	SS17_6		3.50	250g Amber Jar (AL	X	X
1515017	TPE2922		0.50	250g Amber Jar (AL	X	
1515020	TPE2922		1.50	250g Amber Jar (AL	X	
1515023	TPE2922		2.50	250g Amber Jar (AL	X	X
1515253	TPE2923		0.50	250g Amber Jar (AL	X	X
1515259	TPE2923		1.50	250g Amber Jar (AL	X	X
1515011	TPE2923		2.50	250g Amber Jar (AL	X	X
1515026	TPE2961		0.50	250g Amber Jar (AL	X	
1515030	TPE2961		1.50	250g Amber Jar (AL	X	X
1515033	TPE2961		2.50	250g Amber Jar (AL	X	X
1515239	TPE2962		0.50	250g Amber Jar (AL	X	X
1515242	TPE2962		1.50	250g Amber Jar (AL	X	X
1515248	TPE2962		2.50	250g Amber Jar (AL	X	X
1515008	TPE3006		0.50	250g Amber Jar (AL	X	X
1515076	TPE3006		1.50	250g Amber Jar (AL	X	X

15:54:16 19/06/2015

CERTIFICATE OF ANALYSIS

SDG:	150611-90	**Location:**	Coed Darcy	**Order Number:**	CD1249
Job:	H_ATKINS_LDC-384	**Customer:**	Atkins Global Ltd	**Report Number:**	317819
Client Reference:	PCB SS10A and 17	**Attention:**	Jack Lowrie	**Superseded Report:**	

SOLID

Results Legend

X **Test**

N **No Determination Possible**

			Lab Sample No(s)	Customer Sample Reference	AGS Reference	Depth (m)	Container
			1151516411515209115151611151517011515176115151791151518611515164	TPE3006TPE3006TPE3453TPE3453TPE3453TPE3453TPE3453		2.503.300.501.502.503.504.30	250g Amber Jar (AL250g Amber Jar (AL250g Amber Jar (AL250g Amber Jar (AL250g Amber Jar (AL250g Amber Jar (AL250g Amber Jar (AL
PCBs by GCMS	All	NDPs: 0 Tests: 47	XXXXXXX				
Sample description	All	NDPs: 0 Tests: 44	XXXXXXX				

CERTIFICATE OF ANALYSIS

SDG:	150611-90	**Location:**	Coed Darcy	**Order Number:**	CD1249
Job:	H_ATKINS_LDC-384	**Customer:**	Atkins Global Ltd	**Report Number:**	317819
Client Reference:	PCB SS10A and 17	**Attention:**	Jack Lowrie	**Superseded Report:**	

Sample Descriptions

Grain Sizes

very fine	<0.063mm	fine	0.063mm - 0.1mm	medium	0.1mm - 2mm	coarse	2mm - 10mm	very coarse	>10mm

Lab Sample No(s)	Customer Sample Ref.	Depth (m)	Colour	Description	Grain size	Inclusions	Inclusions 2
11515125	SS17_1	0.50	Dark Brown	Sandy Clay	0.1 - 2 mm	Oil/Petroleum	Brick
11515133	SS17_1	1.50	Dark Brown	Sandy Silt Loam	0.1 - 2 mm	Stones	None
11515143	SS17_1	2.50	Dark Brown	Sandy Clay	0.1 - 2 mm	Oil/Petroleum	Stones
11515154	SS17_1	3.50	Dark Brown	Sandy Clay Loam	0.1 - 2 mm	Oil/Petroleum	Stones
11515223	SS17_2	0.50	Dark Brown	Sandy Clay Loam	0.1 - 2 mm	Stones	Vegetation
11515226	SS17_2	1.50	Dark Brown	Sandy Clay Loam	0.1 - 2 mm	Stones	Vegetation
11515230	SS17_2	2.50	Dark Brown	Sandy Clay Loam	0.1 - 2 mm	Stones	Oil/Petroleum
11515233	SS17_2	3.50	Dark Brown	Sandy Clay Loam	0.1 - 2 mm	Stones	Oil/Petroleum
11515236	SS17_2	4.20	Dark Brown	Sandy Clay Loam	0.1 - 2 mm	Stones	Oil/Petroleum
11515189	SS17_3	0.50	Dark Brown	Sandy Loam	0.1 - 2 mm	Vegetation	Brick
11515192	SS17_3	1.50	Dark Brown	Sandy Loam	0.1 - 2 mm	Vegetation	Oil/Petroleum
11515195	SS17_3	2.50	Dark Brown	Sandy Loam	0.1 - 2 mm	Vegetation	Oil/Petroleum
11515198	SS17_3	3.50	Dark Brown	Sandy Loam	0.1 - 2 mm	Vegetation	Oil/Petroleum
11515202	SS17_4	0.50	Dark Brown	Loamy Sand	0.1 - 2 mm	Vegetation	Stones
11515205	SS17_4	1.50	Dark Brown	Sandy Clay Loam	0.1 - 2 mm	Stones	None
11515212	SS17_4	2.50	Dark Brown	Sandy Clay Loam	0.1 - 2 mm	Stones	Oil/Petroleum
11515216	SS17_4	3.50	Dark Brown	Sandy Clay Loam	0.1 - 2 mm	Stones	Oil/Petroleum
11515220	SS17_4	4.50	Dark Brown	Sandy Clay	0.1 - 2 mm	Stones	Oil/Petroleum
11515099	SS17_5	0.50	Light Brown	Sandy Loam	0.1 - 2 mm	Vegetation	None
11515106	SS17_5	1.50	Dark Brown	Sandy Loam	0.1 - 2 mm	Vegetation	Oil/Petroleum
11515111	SS17_5	2.50	Dark Brown	Sandy Loam	0.1 - 2 mm	Vegetation	Oil/Petroleum
11515119	SS17_5	3.50	Dark Brown	Sandy Loam	0.1 - 2 mm	Vegetation	Oil/Petroleum
11515046	SS17_6	0.50	Dark Brown	Sandy Loam	0.1 - 2 mm	Vegetation	None
11515061	SS17_6	1.50	Dark Brown	Sandy Loam	0.1 - 2 mm	Vegetation	None
11515067	SS17_6	2.50	Dark Brown	Sandy Loam	0.1 - 2 mm	Vegetation	Stones
11515089	SS17_6	3.50	Dark Brown	Sandy Loam	0.1 - 2 mm	Vegetation	Stones
11515017	TPE2922	0.50	Dark Brown	Sandy Clay Loam	0.1 - 2 mm	Stones	Vegetation
11515020	TPE2922	1.50	Dark Brown	Sandy Clay Loam	0.1 - 2 mm	Stones	Vegetation
11515023	TPE2922	2.50	Dark Brown	Sandy Clay Loam	0.1 - 2 mm	Stones	Crushed Brick
11515011	TPE2923	2.50	Dark Brown	Loamy Sand	0.1 - 2 mm	Stones	None
11515253	TPE2923	0.50	Dark Brown	Sandy Clay Loam	0.1 - 2 mm	Stones	Crushed Brick
11515259	TPE2923	1.50	Dark Brown	Loamy Sand	0.1 - 2 mm	Stones	Vegetation
11515026	TPE2961	0.50	Dark Brown	Loamy Sand	0.1 - 2 mm	Stones	None
11515030	TPE2961	1.50	Dark Brown	Sandy Loam	0.1 - 2 mm	Stones	None
11515033	TPE2961	2.50	Dark Brown	Loamy Sand	0.1 - 2 mm	Stones	None
11515239	TPE2962	0.50	Dark Brown	Sandy Loam	0.1 - 2 mm	Vegetation	Stones
11515242	TPE2962	1.50	Dark Brown	Silty Clay Loam	0.063 - 0.1 mm	Stones	Brick
11515248	TPE2962	2.50	Dark Brown	Sandy Clay Loam	0.1 - 2 mm	Stones	None

CERTIFICATE OF ANALYSIS

SDG:	150611-90	**Location:**	Coed Darcy	**Order Number:**	CD1249
Job:	H_ATKINS_LDC-384	**Customer:**	Atkins Global Ltd	**Report Number:**	317819
Client Reference:	PCB SS10A and 17	**Attention:**	Jack Lowrie	**Superseded Report:**	

			Colour	Description	Grain size	Inclusions	Inclusions 2
11515008	TPE3006	0.50	Dark Brown	Sandy Clay Loam	0.1 - 2 mm	Stones	Vegetation
11515076	TPE3006	1.50	Dark Brown	Sandy Clay Loam	0.1 - 2 mm	Stones	None
11515164	TPE3006	2.50	Dark Brown	Sandy Clay Loam	0.063 - 0.1 mm	Stones	Vegetation
11515209	TPE3006	3.30	Dark Brown	Sandy Clay Loam	0.1 - 2 mm	Stones	Vegetation
11515161	TPE3453	0.50	Dark Brown	Sandy Clay Loam	0.1 - 2 mm	Oil/Petroleum	Stones
11515170	TPE3453	1.50	Dark Brown	Silty Clay Loam	0.063 - 0.1 mm	Stones	None
11515176	TPE3453	2.50	Dark Brown	Sandy Loam	0.1 - 2 mm	Vegetation	Oil/Petroleum
11515179	TPE3453	3.50	Dark Brown	Sandy Loam	0.1 - 2 mm	Brick	Oil/Petroleum
11515186	TPE3453	4.30	Dark Brown	Loamy Sand	0.1 - 2 mm	Oil/Petroleum	Stones

These descriptions are only intended to act as a cross check if sample identities are questioned, and to provide a log of sample matrices with respect to MCERTS validation. They are not intended as full geological descriptions.

We are accredited to MCERTS for sand, clay and loam/topsoil, or any of these materials - whether these are derived from naturally ocurring soil profiles, or from fill/made ground, as long as these materials constitute the major part of the sample.

Other coarse granular materials such as concrete, gravel and brick are not accredited if they comprise the major part of the sample.

CERTIFICATE OF ANALYSIS

SDG:	150611-90	**Location:**	Coed Darcy	**Order Number:**	CD1249
Job:	H_ATKINS_LDC-384	**Customer:**	Atkins Global Ltd	**Report Number:**	317819
Client Reference:	PCB SS10A and 17	**Attention:**	Jack Lowrie	**Superseded Report:**	

Results Legend

#	ISO17025 accredited.
M	*m*CERTS accredited.
aq	Aqueous / settled sample.
diss.filt	Dissolved / filtered sample.
tot.unfilt	Total / unfiltered sample.
*	Subcontracted test.
**	% recovery of the surrogate standard to check the efficiency of the method. The results of individual compounds within samples aren't corrected for the recovery
(F)	Trigger breach confirmed
1-5&+§@	Sample deviation (see appendix)

Component	LOD/Units	Method	Customer Sample R	SS17_1	SS17_1	SS17_1	SS17_1	SS17_2	SS17_2
			Depth (m)	0.50	1.50	2.50	3.50	0.50	1.50
			Sample Type	Soil/Solid	Soil/Solid	Soil/Solid	Soil/Solid	Soil/Solid	Soil/Solid
			Date Sampled	09/06/2015	09/06/2015	09/06/2015	09/06/2015	09/06/2015	09/06/2015
			Sample Time	.	.	.	.	.	.
			Date Received	11/06/2015	11/06/2015	11/06/2015	11/06/2015	11/06/2015	11/06/2015
			SDG Ref	150611-90	150611-90	150611-90	150611-90	150611-90	150611-90
			Lab Sample No.(s)	11515125	11515133	11515143	11515154	11515223	11515226
			AGS Reference						
Moisture Content Ratio (% of as received sample)	%	PM024		9.2	8.6	10	12	15	15
PCB congener 118	<3 µg/kg	TM168		<3 M	<3 M	<3 M	<3 M	<3 M	<3 M
PCB congener 81	<3 µg/kg	TM168		<3 M	<3 M	<3 M	<3 M	<3 M	<3 M
PCB congener 77	<3 µg/kg	TM168		<3 M	<3 M	<3 M	<3 M	<3 M	<3 M
PCB congener 123	<3 µg/kg	TM168		<3 M	<3 M	<3 M	<3 M	<3 M	<3 M
PCB congener 114	<3 µg/kg	TM168		<3 M	<3 M	<3 M	<3 M	<3 M	<3 M
PCB congener 105	<3 µg/kg	TM168		<3 M	<3 M	<3 M	<3 M	<3 M	<3 M
PCB congener 126	<3 µg/kg	TM168		<3 M	<3 M	<3 M	<3 M	<3 M	<3 M
PCB congener 167	<3 µg/kg	TM168		<3 M	<3 M	<3 M	<3 M	<3 M	<3 M
PCB congener 156	<3 µg/kg	TM168		<3 M	<3 M	<3 M	<3 M	<3 M	<3 M
PCB congener 157	<3 µg/kg	TM168		<3 M	<3 M	<3 M	<3 M	<3 M	<3 M
PCB congener 169	<3 µg/kg	TM168		<3 M	<3 M	<3 M	<3 M	<3 M	<3 M
PCB congener 189	<3 µg/kg	TM168		<3 M	<3 M	<3 M	<3 M	<3 M	<3 M
Sum of detected WHO 12 PCBs	<36 µg/kg	TM168		<36	<36	<36	<36	<36	<36

CERTIFICATE OF ANALYSIS

SDG:	150611-90	**Location:**	Coed Darcy	**Order Number:**	CD1249
Job:	H_ATKINS_LDC-384	**Customer:**	Atkins Global Ltd	**Report Number:**	317819
Client Reference:	PCB SS10A and 17	**Attention:**	Jack Lowrie	**Superseded Report:**	

Results Legend

#	ISO17025 accredited.
M	*m*CERTS accredited.
aq	Aqueous / settled sample.
diss.filt	Dissolved / filtered sample.
tot.unfilt	Total / unfiltered sample.
*	Subcontracted test.
**	% recovery of the surrogate standard to check the efficiency of the method. The results of individual compounds within samples aren't corrected for the recovery
(F)	Trigger breach confirmed
1-5&+§@	Sample deviation (see appendix)

Component	LOD/Units	Method	Customer Sample R	SS17_2	SS17_2	SS17_2	SS17_3	SS17_3	SS17_3
			Depth (m)	2.50	3.50	4.20	0.50	1.50	2.50
			Sample Type	Soil/Solid	Soil/Solid	Soil/Solid	Soil/Solid	Soil/Solid	Soil/Solid
			Date Sampled	09/06/2015	09/06/2015	09/06/2015	09/06/2015	09/06/2015	09/06/2015
			Sample Time	.	.	.	.	.	.
			Date Received	11/06/2015	11/06/2015	11/06/2015	11/06/2015	11/06/2015	11/06/2015
			SDG Ref	150611-90	150611-90	150611-90	150611-90	150611-90	150611-90
			Lab Sample No.(s)	11515230	11515233	11515236	11515189	11515192	11515195
			AGS Reference						
Moisture Content Ratio (% of as received sample)	%	PM024		13	9.9	12	13	15	8.3
PCB congener 118	<3 µg/kg	TM168		<3 M	<3 M	<3 M	<3 M	<3 M	<3 M
PCB congener 81	<3 µg/kg	TM168		<3 M	<3 M	<3 M	<3 M	<3 M	<3 M
PCB congener 77	<3 µg/kg	TM168		<3 M	<3 M	<3 M	<3 M	<3 M	<3 M
PCB congener 123	<3 µg/kg	TM168		<3 M	<3 M	<3 M	<3 M	<3 M	<3 M
PCB congener 114	<3 µg/kg	TM168		<3 M	<3 M	<3 M	<3 M	<3 M	<3 M
PCB congener 105	<3 µg/kg	TM168		<3 M	<3 M	<3 M	<3 M	<3 M	<3 M
PCB congener 126	<3 µg/kg	TM168		<3 M	<3 M	<3 M	<3 M	<3 M	<3 M
PCB congener 167	<3 µg/kg	TM168		<3 M	<3 M	<3 M	<3 M	<3 M	<3 M
PCB congener 156	<3 µg/kg	TM168		<3 M	<3 M	<3 M	<3 M	<3 M	<3 M
PCB congener 157	<3 µg/kg	TM168		<3 M	<3 M	<3 M	<3 M	<3 M	<3 M
PCB congener 169	<3 µg/kg	TM168		<3 M	<3 M	<3 M	<3 M	<3 M	<3 M
PCB congener 189	<3 µg/kg	TM168		<3 M	<3 M	<3 M	<3 M	<3 M	<3 M
Sum of detected WHO 12 PCBs	<36 µg/kg	TM168		<36	<36	<36	<36	<36	<36

CERTIFICATE OF ANALYSIS

SDG:	150611-90	**Location:**	Coed Darcy	**Order Number:**	CD1249
Job:	H_ATKINS_LDC-384	**Customer:**	Atkins Global Ltd	**Report Number:**	317819
Client Reference:	PCB SS10A and 17	**Attention:**	Jack Lowrie	**Superseded Report:**	

Results Legend

#	ISO17025 accredited.
M	*m*CERTS accredited.
aq	Aqueous / settled sample.
diss.filt	Dissolved / filtered sample.
tot.unfilt	Total / unfiltered sample.
*	Subcontracted test.
**	% recovery of the surrogate standard to check the efficiency of the method. The results of individual compounds within samples aren't corrected for the recovery
(F)	Trigger breach confirmed
1-5&+§@	Sample deviation (see appendix)

Component	LOD/Units	Method	Customer Sample R	SS17_3	SS17_4	SS17_4	SS17_4	SS17_4	SS17_4
			Depth (m)	3.50	0.50	1.50	2.50	3.50	4.50
			Sample Type	Soil/Solid	Soil/Solid	Soil/Solid	Soil/Solid	Soil/Solid	Soil/Solid
			Date Sampled	09/06/2015	09/06/2015	09/06/2015	09/06/2015	09/06/2015	09/06/2015
			Sample Time	.	.	.	.	.	.
			Date Received	11/06/2015	11/06/2015	11/06/2015	11/06/2015	11/06/2015	11/06/2015
			SDG Ref	150611-90	150611-90	150611-90	150611-90	150611-90	150611-90
			Lab Sample No.(s)	11515198	11515202	11515205	11515212	11515216	11515220
			AGS Reference						
Moisture Content Ratio (% of as received sample)	%	PM024		10	11	22	14	14	9.2
PCB congener 118	<3 µg/kg	TM168		<3 M	<3 M	<3 M	<3 M	<3 M	<3 M
PCB congener 81	<3 µg/kg	TM168		<3 M	<3 M	<3 M	<3 M	<3 M	<3 M
PCB congener 77	<3 µg/kg	TM168		<3 M	<3 M	<3 M	<3 M	<3 M	<3 M
PCB congener 123	<3 µg/kg	TM168		<3 M	<3 M	<3 M	<3 M	<3 M	<3 M
PCB congener 114	<3 µg/kg	TM168		<3 M	<3 M	<3 M	<3 M	<3 M	<3 M
PCB congener 105	<3 µg/kg	TM168		<3 M	<3 M	<3 M	<3 M	<3 M	<3 M
PCB congener 126	<3 µg/kg	TM168		<3 M	<3 M	<3 M	<3 M	<3 M	<3 M
PCB congener 167	<3 µg/kg	TM168		<3 M	<3 M	<3 M	<3 M	<3 M	<3 M
PCB congener 156	<3 µg/kg	TM168		<3 M	<3 M	<3 M	<3 M	<3 M	<3 M
PCB congener 157	<3 µg/kg	TM168		<3 M	<3 M	<3 M	<3 M	<3 M	<3 M
PCB congener 169	<3 µg/kg	TM168		<3 M	<3 M	<3 M	<3 M	<3 M	<3 M
PCB congener 189	<3 µg/kg	TM168		<3 M	<3 M	<3 M	<3 M	<3 M	<3 M
Sum of detected WHO 12 PCBs	<36 µg/kg	TM168		<36	<36	<36	<36	<36	<36

CERTIFICATE OF ANALYSIS

SDG:	150611-90	**Location:**	Coed Darcy	**Order Number:**	CD1249
Job:	H_ATKINS_LDC-384	**Customer:**	Atkins Global Ltd	**Report Number:**	317819
Client Reference:	PCB SS10A and 17	**Attention:**	Jack Lowrie	**Superseded Report:**	

Results Legend

#	ISO17025 accredited.
M	*m*CERTS accredited.
aq	Aqueous / settled sample.
diss.filt	Dissolved / filtered sample.
tot.unfilt	Total / unfiltered sample.
*	Subcontracted test.
**	% recovery of the surrogate standard to check the efficiency of the method. The results of individual compounds within samples aren't corrected for the recovery
(F)	Trigger breach confirmed
1-5&+§@	Sample deviation (see appendix)

Component	LOD/Units	Method	Customer Sample R	SS17_5	SS17_5	SS17_5	SS17_5	SS17_6	SS17_6
			Depth (m)	0.50	1.50	2.50	3.50	0.50	1.50
			Sample Type	Soil/Solid	Soil/Solid	Soil/Solid	Soil/Solid	Soil/Solid	Soil/Solid
			Date Sampled	09/06/2015	09/06/2015	09/06/2015	09/06/2015	09/06/2015	09/06/2015
			Sample Time	.	.	.	.	.	.
			Date Received	11/06/2015	11/06/2015	11/06/2015	11/06/2015	11/06/2015	11/06/2015
			SDG Ref	150611-90	150611-90	150611-90	150611-90	150611-90	150611-90
			Lab Sample No.(s)	11515099	11515106	11515111	11515119	11515046	11515061
			AGS Reference						
Moisture Content Ratio (% of as received sample)	%	PM024		16	10	11	11	18	13
PCB congener 118	<3 µg/kg	TM168		<3 M	<3 M	<3 M	<3 M	<3 M	<3 M
PCB congener 81	<3 µg/kg	TM168		<3 M	<3 M	<3 M	<3 M	<3 M	<3 M
PCB congener 77	<3 µg/kg	TM168		<3 M	<3 M	<3 M	<3 M	<3 M	<3 M
PCB congener 123	<3 µg/kg	TM168		<3 M	<3 M	<3 M	<3 M	<3 M	<3 M
PCB congener 114	<3 µg/kg	TM168		<3 M	<3 M	<3 M	<3 M	<3 M	<3 M
PCB congener 105	<3 µg/kg	TM168		<3 M	<3 M	<3 M	<3 M	<3 M	<3 M
PCB congener 126	<3 µg/kg	TM168		<3 M	<3 M	<3 M	<3 M	<3 M	<3 M
PCB congener 167	<3 µg/kg	TM168		<3 M	<3 M	<3 M	<3 M	<3 M	<3 M
PCB congener 156	<3 µg/kg	TM168		<3 M	<3 M	<3 M	<3 M	<3 M	<3 M
PCB congener 157	<3 µg/kg	TM168		<3 M	<3 M	<3 M	<3 M	<3 M	<3 M
PCB congener 169	<3 µg/kg	TM168		<3 M	<3 M	<3 M	<3 M	<3 M	<3 M
PCB congener 189	<3 µg/kg	TM168		<3 M	<3 M	<3 M	<3 M	<3 M	<3 M
Sum of detected WHO 12 PCBs	<36 µg/kg	TM168		<36	<36	<36	<36	<36	<36

CERTIFICATE OF ANALYSIS

SDG:	150611-90	**Location:**	Coed Darcy	**Order Number:**	CD1249
Job:	H_ATKINS_LDC-384	**Customer:**	Atkins Global Ltd	**Report Number:**	317819
Client Reference:	PCB SS10A and 17	**Attention:**	Jack Lowrie	**Superseded Report:**	

Results Legend

#	ISO17025 accredited.
M	*m*CERTS accredited.
aq	Aqueous / settled sample.
diss.filt	Dissolved / filtered sample.
tot.unfilt	Total / unfiltered sample.
*	Subcontracted test.
**	% recovery of the surrogate standard to check the efficiency of the method. The results of individual compounds within samples aren't corrected for the recovery
(F)	Trigger breach confirmed
1-5&+§@	Sample deviation (see appendix)

Component	LOD/Units	Method	Customer Sample R	SS17_6	SS17_6	TPE2922	TPE2922	TPE2922	TPE2923
			Depth (m)	2.50	3.50	0.50	1.50	2.50	0.50
			Sample Type	Soil/Solid	Soil/Solid	Soil/Solid	Soil/Solid	Soil/Solid	Soil/Solid
			Date Sampled	09/06/2015	09/06/2015	09/06/2015	09/06/2015	09/06/2015	09/06/2015
			Sample Time	.	.	.	.	.	.
			Date Received	11/06/2015	11/06/2015	11/06/2015	11/06/2015	11/06/2015	11/06/2015
			SDG Ref	150611-90	150611-90	150611-90	150611-90	150611-90	150611-90
			Lab Sample No.(s)	11515067	11515089	11515017	11515020	11515023	11515253
			AGS Reference						
Moisture Content Ratio (% of as received sample)	%	PM024		12	14	15	15	15	9.2
PCB congener 118	<3 µg/kg	TM168		<3 M	<3 M	<3 M	<3 M	<3 M	<3 M
PCB congener 81	<3 µg/kg	TM168		<3 M	<3 M	<3 M	<3 M	<3 M	<3 M
PCB congener 77	<3 µg/kg	TM168		<3 M	<3 M	<3 M	<3 M	<3 M	<3 M
PCB congener 123	<3 µg/kg	TM168		<3 M	<3 M	<3 M	<3 M	<3 M	<3 M
PCB congener 114	<3 µg/kg	TM168		<3 M	<3 M	<3 M	<3 M	<3 M	<3 M
PCB congener 105	<3 µg/kg	TM168		<3 M	<3 M	<3 M	<3 M	<3 M	<3 M
PCB congener 126	<3 µg/kg	TM168		<3 M	<3 M	<3 M	<3 M	<3 M	<3 M
PCB congener 167	<3 µg/kg	TM168		<3 M	<3 M	<3 M	<3 M	<3 M	<3 M
PCB congener 156	<3 µg/kg	TM168		<3 M	<3 M	<3 M	<3 M	<3 M	<3 M
PCB congener 157	<3 µg/kg	TM168		<3 M	<3 M	<3 M	<3 M	<3 M	<3 M
PCB congener 169	<3 µg/kg	TM168		<3 M	<3 M	<3 M	<3 M	<3 M	<3 M
PCB congener 189	<3 µg/kg	TM168		<3 M	<3 M	<3 M	<3 M	<3 M	<3 M
Sum of detected WHO 12 PCBs	<36 µg/kg	TM168		<36	<36	<36	<36	<36	<36

CERTIFICATE OF ANALYSIS

SDG:	150611-90	**Location:**	Coed Darcy	**Order Number:**	CD1249
Job:	H_ATKINS_LDC-384	**Customer:**	Atkins Global Ltd	**Report Number:**	317819
Client Reference:	PCB SS10A and 17	**Attention:**	Jack Lowrie	**Superseded Report:**	

Results Legend

#	ISO17025 accredited.
M	*m*CERTS accredited.
aq	Aqueous / settled sample.
diss.filt	Dissolved / filtered sample.
tot.unfilt	Total / unfiltered sample.
*	Subcontracted test.
**	% recovery of the surrogate standard to check the efficiency of the method. The results of individual compounds within samples aren't corrected for the recovery
(F)	Trigger breach confirmed
1-5&+§@	Sample deviation (see appendix)

Component	LOD/Units	Method	Customer Sample R	TPE2923	TPE2923	TPE2961	TPE2961	TPE2961	TPE2962
			Depth (m)	1.50	2.50	0.50	1.50	2.50	0.50
			Sample Type	Soil/Solid	Soil/Solid	Soil/Solid	Soil/Solid	Soil/Solid	Soil/Solid
			Date Sampled	09/06/2015	09/06/2015	09/06/2015	09/06/2015	09/06/2015	09/06/2015
			Sample Time	.	.	.	.	.	.
			Date Received	11/06/2015	11/06/2015	11/06/2015	11/06/2015	11/06/2015	11/06/2015
			SDG Ref	150611-90	150611-90	150611-90	150611-90	150611-90	150611-90
			Lab Sample No.(s)	11515259	11515011	11515026	11515030	11515033	11515239
			AGS Reference						
Moisture Content Ratio (% of as received sample)	%	PM024		13	9.3	13	13	9.9	13
PCB congener 118	<3 µg/kg	TM168		<3 M	<3 M	<3 M	<3 M	<3 M	<3 M
PCB congener 81	<3 µg/kg	TM168		<3 M	<3 M	<3 M	<3 M	<3 M	<3 M
PCB congener 77	<3 µg/kg	TM168		<3 M	<3 M	<3 M	<3 M	<3 M	<3 M
PCB congener 123	<3 µg/kg	TM168		<3 M	<3 M	<3 M	<3 M	<3 M	<3 M
PCB congener 114	<3 µg/kg	TM168		<3 M	<3 M	<3 M	<3 M	<3 M	<3 M
PCB congener 105	<3 µg/kg	TM168		<3 M	<3 M	<3 M	<3 M	<3 M	<3 M
PCB congener 126	<3 µg/kg	TM168		<3 M	<3 M	<3 M	<3 M	<3 M	<3 M
PCB congener 167	<3 µg/kg	TM168		<3 M	<3 M	<3 M	<3 M	<3 M	<3 M
PCB congener 156	<3 µg/kg	TM168		<3 M	<3 M	<3 M	<3 M	<3 M	<3 M
PCB congener 157	<3 µg/kg	TM168		<3 M	<3 M	<3 M	<3 M	<3 M	<3 M
PCB congener 169	<3 µg/kg	TM168		<3 M	<3 M	<3 M	<3 M	<3 M	<3 M
PCB congener 189	<3 µg/kg	TM168		<3 M	<3 M	<3 M	<3 M	<3 M	<3 M
Sum of detected WHO 12 PCBs	<36 µg/kg	TM168		<36	<36	<36	<36	<36	<36

CERTIFICATE OF ANALYSIS

SDG:	150611-90	**Location:**	Coed Darcy	**Order Number:**	CD1249
Job:	H_ATKINS_LDC-384	**Customer:**	Atkins Global Ltd	**Report Number:**	317819
Client Reference:	PCB SS10A and 17	**Attention:**	Jack Lowrie	**Superseded Report:**	

Results Legend

#	ISO17025 accredited.
M	*m*CERTS accredited.
aq	Aqueous / settled sample.
diss.filt	Dissolved / filtered sample.
tot.unfilt	Total / unfiltered sample.
*	Subcontracted test.
**	% recovery of the surrogate standard to check the efficiency of the method. The results of individual compounds within samples aren't corrected for the recovery
(F)	Trigger breach confirmed
1-5&+§@	Sample deviation (see appendix)

Component	LOD/Units	Method	Customer Sample R	TPE2962	TPE2962	TPE3006	TPE3006	TPE3006	TPE3006
			Depth (m)	1.50	2.50	0.50	1.50	2.50	3.30
			Sample Type	Soil/Solid	Soil/Solid	Soil/Solid	Soil/Solid	Soil/Solid	Soil/Solid
			Date Sampled	09/06/2015	09/06/2015	09/06/2015	09/06/2015	09/06/2015	09/06/2015
			Sample Time	.	.	.	.	.	.
			Date Received	11/06/2015	11/06/2015	11/06/2015	11/06/2015	11/06/2015	11/06/2015
			SDG Ref	150611-90	150611-90	150611-90	150611-90	150611-90	150611-90
			Lab Sample No.(s)	11515242	11515248	11515008	11515076	11515164	11515209
			AGS Reference						
Moisture Content Ratio (% of as received sample)	%	PM024		11	12	11	13	7.6	9.1
PCB congener 118	<3 µg/kg	TM168		<3 M	<3 M	<3 M	<3 M	<3 M	<3 M
PCB congener 81	<3 µg/kg	TM168		<3 M	<3 M	<3 M	<3 M	<3 M	<3 M
PCB congener 77	<3 µg/kg	TM168		<3 M	<3 M	<3 M	<3 M	<3 M	<3 M
PCB congener 123	<3 µg/kg	TM168		<3 M	<3 M	<3 M	<3 M	<3 M	<3 M
PCB congener 114	<3 µg/kg	TM168		<3 M	<3 M	<3 M	<3 M	<3 M	<3 M
PCB congener 105	<3 µg/kg	TM168		<3 M	<3 M	<3 M	<3 M	<3 M	<3 M
PCB congener 126	<3 µg/kg	TM168		<3 M	<3 M	<3 M	<3 M	<3 M	<3 M
PCB congener 167	<3 µg/kg	TM168		<3 M	<3 M	<3 M	<3 M	<3 M	<3 M
PCB congener 156	<3 µg/kg	TM168		<3 M	<3 M	<3 M	<3 M	<3 M	<3 M
PCB congener 157	<3 µg/kg	TM168		<3 M	<3 M	<3 M	<3 M	<3 M	<3 M
PCB congener 169	<3 µg/kg	TM168		<3 M	<3 M	<3 M	<3 M	<3 M	<3 M
PCB congener 189	<3 µg/kg	TM168		<3 M	<3 M	<3 M	<3 M	<3 M	<3 M
Sum of detected WHO 12 PCBs	<36 µg/kg	TM168		<36	<36	<36	<36	<36	<36

CERTIFICATE OF ANALYSIS

SDG:	150611-90	**Location:**	Coed Darcy	**Order Number:**	CD1249
Job:	H_ATKINS_LDC-384	**Customer:**	Atkins Global Ltd	**Report Number:**	317819
Client Reference:	PCB SS10A and 17	**Attention:**	Jack Lowrie	**Superseded Report:**	

Results Legend

#	ISO17025 accredited.
M	*m*CERTS accredited.
aq	Aqueous / settled sample.
diss.filt	Dissolved / filtered sample.
tot.unfilt	Total / unfiltered sample.
*	Subcontracted test.
**	% recovery of the surrogate standard to check the efficiency of the method. The results of individual compounds within samples aren't corrected for the recovery
(F)	Trigger breach confirmed
1-5&+§@	Sample deviation (see appendix)

Component	LOD/Units	Method	Customer Sample R	TPE3453	TPE3453	TPE3453	TPE3453	TPE3453
			Depth (m)	0.50	1.50	2.50	3.50	4.30
			Sample Type	Soil/Solid	Soil/Solid	Soil/Solid	Soil/Solid	Soil/Solid
			Date Sampled	09/06/2015	09/06/2015	09/06/2015	09/06/2015	09/06/2015
			Sample Time	.	.	.	.	.
			Date Received	11/06/2015	11/06/2015	11/06/2015	11/06/2015	11/06/2015
			SDG Ref	150611-90	150611-90	150611-90	150611-90	150611-90
			Lab Sample No.(s)	11515161	11515170	11515176	11515179	11515186
			AGS Reference					
Moisture Content Ratio (% of as received sample)	%	PM024		15	9.8	11	10	11
PCB congener 118	<3 µg/kg	TM168		<3 M	<3 M	<3 M	<3 M	<3 M
PCB congener 81	<3 µg/kg	TM168		<3 M	<3 M	<3 M	<3 M	<3 M
PCB congener 77	<3 µg/kg	TM168		<3 M	<3 M	<3 M	<3 M	<3 M
PCB congener 123	<3 µg/kg	TM168		<3 M	<3 M	<3 M	<3 M	<3 M
PCB congener 114	<3 µg/kg	TM168		<3 M	<3 M	<3 M	<3 M	<3 M
PCB congener 105	<3 µg/kg	TM168		<3 M	<3 M	<3 M	<3 M	<3 M
PCB congener 126	<3 µg/kg	TM168		<3 M	<3 M	<3 M	<3 M	<3 M
PCB congener 167	<3 µg/kg	TM168		<3 M	<3 M	<3 M	<3 M	<3 M
PCB congener 156	<3 µg/kg	TM168		<3 M	<3 M	<3 M	<3 M	<3 M
PCB congener 157	<3 µg/kg	TM168		<3 M	<3 M	<3 M	<3 M	<3 M
PCB congener 169	<3 µg/kg	TM168		<3 M	<3 M	<3 M	<3 M	<3 M
PCB congener 189	<3 µg/kg	TM168		<3 M	<3 M	<3 M	<3 M	<3 M
Sum of detected WHO 12 PCBs	<36 µg/kg	TM168		<36	<36	<36	<36	<36

CERTIFICATE OF ANALYSIS

SDG:	150611-90	**Location:**	Coed Darcy	**Order Number:**	CD1249
Job:	H_ATKINS_LDC-384	**Customer:**	Atkins Global Ltd	**Report Number:**	317819
Client Reference:	PCB SS10A and 17	**Attention:**	Jack Lowrie	**Superseded Report:**	

Table of Results - Appendix

Method No	Reference	Description	Wet/Dry Sample [1]	Surrogate Corrected
ASB_PREP				
PM024	Modified BS 1377	Soil preparation including homogenisation, moisture screens of soils for Asbestos Containing Material		
TM168	EPA Method 8082, Polychlorinated Biphenyls by Gas Chromatography	Determination of WHO12 and EC7 Polychlorinated Biphenyl Congeners by GC-MS in Soils		

[1] Applies to Solid samples only. DRY indicates samples have been dried at 35°C. NA = not applicable.

CERTIFICATE OF ANALYSIS

SDG:	150611-90	**Location:**	Coed Darcy	**Order Number:**	CD1249
Job:	H_ATKINS_LDC-384	**Customer:**	Atkins Global Ltd	**Report Number:**	317819
Client Reference:	PCB SS10A and 17	**Attention:**	Jack Lowrie	**Superseded Report:**	

Test Completion Dates

Lab Sample No(s)	11515125	11515133	11515143	11515154	11515223	11515226	11515230	11515233	11515236	11515189
Customer Sample Ref.	SS17_1	SS17_1	SS17_1	SS17_1	SS17_2	SS17_2	SS17_2	SS17_2	SS17_2	SS17_3
AGS Ref.										
Depth	0.50	1.50	2.50	3.50	0.50	1.50	2.50	3.50	4.20	0.50
Type	SOLID	SOLID	SOLID	SOLID	SOLID	SOLID	SOLID	SOLID	SOLID	SOLID
PCBs by GCMS	18-Jun-2015	18-Jun-2015	18-Jun-2015	18-Jun-2015	17-Jun-2015	17-Jun-2015	17-Jun-2015	17-Jun-2015	17-Jun-2015	18-Jun-2015
Sample description	16-Jun-2015	15-Jun-2015	16-Jun-2015	16-Jun-2015	11-Jun-2015	11-Jun-2015	11-Jun-2015	11-Jun-2015	11-Jun-2015	16-Jun-2015

Lab Sample No(s)	11515192	11515195	11515198	11515202	11515205	11515212	11515216	11515220	11515099	11515106
Customer Sample Ref.	SS17_3	SS17_3	SS17_3	SS17_4	SS17_4	SS17_4	SS17_4	SS17_4	SS17_5	SS17_5
AGS Ref.										
Depth	1.50	2.50	3.50	0.50	1.50	2.50	3.50	4.50	0.50	1.50
Type	SOLID	SOLID	SOLID	SOLID	SOLID	SOLID	SOLID	SOLID	SOLID	SOLID
PCBs by GCMS	18-Jun-2015	18-Jun-2015	18-Jun-2015	17-Jun-2015	17-Jun-2015	14-Jun-2015	17-Jun-2015	17-Jun-2015	17-Jun-2015	17-Jun-2015
Sample description	16-Jun-2015	16-Jun-2015	16-Jun-2015	11-Jun-2015	11-Jun-2015	11-Jun-2015	11-Jun-2015	11-Jun-2015	11-Jun-2015	11-Jun-2015

Lab Sample No(s)	11515111	11515119	11515046	11515061	11515067	11515089	11515017	11515020	11515023	11515011
Customer Sample Ref.	SS17_5	SS17_5	SS17_6	SS17_6	SS17_6	SS17_6	TPE2922	TPE2922	TPE2922	TPE2923
AGS Ref.										
Depth	2.50	3.50	0.50	1.50	2.50	3.50	0.50	1.50	2.50	2.50
Type	SOLID	SOLID	SOLID	SOLID	SOLID	SOLID	SOLID	SOLID	SOLID	SOLID
PCBs by GCMS	17-Jun-2015	17-Jun-2015	17-Jun-2015	17-Jun-2015	17-Jun-2015	17-Jun-2015	18-Jun-2015	18-Jun-2015	18-Jun-2015	18-Jun-2015
Sample description	11-Jun-2015	11-Jun-2015	11-Jun-2015	11-Jun-2015	11-Jun-2015	11-Jun-2015	16-Jun-2015	16-Jun-2015	16-Jun-2015	16-Jun-2015

Lab Sample No(s)	11515253	11515259	11515026	11515030	11515033	11515239	11515242	11515248	11515008	11515076
Customer Sample Ref.	TPE2923	TPE2923	TPE2961	TPE2961	TPE2961	TPE2962	TPE2962	TPE2962	TPE3006	TPE3006
AGS Ref.										
Depth	0.50	1.50	0.50	1.50	2.50	0.50	1.50	2.50	0.50	1.50
Type	SOLID	SOLID	SOLID	SOLID	SOLID	SOLID	SOLID	SOLID	SOLID	SOLID
PCBs by GCMS	18-Jun-2015	18-Jun-2015	18-Jun-2015	18-Jun-2015	18-Jun-2015	18-Jun-2015	18-Jun-2015	18-Jun-2015	18-Jun-2015	18-Jun-2015
Sample description	16-Jun-2015	16-Jun-2015	16-Jun-2015	16-Jun-2015	16-Jun-2015	16-Jun-2015	16-Jun-2015	16-Jun-2015	16-Jun-2015	16-Jun-2015

Lab Sample No(s)	11515164	11515209	11515161	11515170	11515176	11515179	11515186
Customer Sample Ref.	TPE3006	TPE3006	TPE3453	TPE3453	TPE3453	TPE3453	TPE3453
AGS Ref.							
Depth	2.50	3.30	0.50	1.50	2.50	3.50	4.30
Type	SOLID	SOLID	SOLID	SOLID	SOLID	SOLID	SOLID
PCBs by GCMS	18-Jun-2015	18-Jun-2015	18-Jun-2015	18-Jun-2015	17-Jun-2015	18-Jun-2015	18-Jun-2015
Sample description	16-Jun-2015	16-Jun-2015	16-Jun-2015	15-Jun-2015	11-Jun-2015	16-Jun-2015	16-Jun-2015

SDG:	150611-90	**Location:**	Coed Darcy	**Order Number:**	CD1249
Job:	H_ATKINS_LDC-384	**Customer:**	Atkins Global Ltd	**Report Number:**	317819
Client Reference:	PCB SS10A and 17	**Attention:**	Jack Lowrie	**Superseded Report:**	

Appendix

General

1. Results are expressed on a dry weight basis (dried at 35ºC) for all soil analyses except for the following: NRA and CEN Leach tests, flash point LOI, pH, ammonium as NH4 by the BRE method, VOC TICS and SVOC TICS.

2. Samples will be run in duplicate upon request, but an additional charge may be incurred.

3. If sufficient sample is received a sub sample will be retained free of charge for 30 days after analysis is completed (e-mailed) for all sample types unless the sample is destroyed on testing. The prepared soil sub sample that is analysed for asbestos will be retained for a period of 6 months after the analysis date. All bulk samples will be retained for a period of 6 months after the analysis date. All samples received and not scheduled will be disposed of one month after the date of receipt unless we are instructed to the contrary. Once the initial period has expired, a storage charge will be applied for each month or part thereof until the client cancels the request for sample storage. ALcontrol Laboratories reserve the right to charge for samples received and stored but not analysed.

4. With respect to turnaround, we will always endeavour to meet client requirements wherever possible, but turnaround times cannot be absolutely guaranteed due to so many variables beyond our control.

5. We take responsibility for any test performed by sub-contractors (marked with an asterisk). We endeavour to use UKAS/MCERTS Accredited Laboratories, who either complete a quality questionnaire or are audited by ourselves. For some determinands there are no UKAS/MCERTS Accredited Laboratories, in this instance a laboratory with a known track record will be utilised.

6. When requested, the individual sub sample scheduled will be analysed in house for the presence of asbestos fibres and asbestos containing material by our documented in house method TM048 based on HSG 248 (2005), which is accredited to ISO17025. If a specific asbestos fibre type is not found this will be reported as “Not detected”. If no asbestos fibre types are found all will be reported as “Not detected” and the sub sample analysed deemed to be clear of asbestos. If an asbestos fibre type is found it will be reported as detected (for each fibre type found). Testing can be carried out on asbestos positive samples, but, due to Health and Safety considerations, may be replaced by alternative tests or reported as No Determination Possible. The quantity of asbestos present is not determined unless specifically requested.

7. If no separate volatile sample is supplied by the client, or if a headspace or sediment is present in the volatile sample, the integrity of the data may be compromised. This will be flagged up as an invalid VOC on the test schedule and the result marked as deviating on the test certificate.

8. If appropriate preserved bottles are not received preservation will take place on receipt. However, the integrity of the data may be compromised.

9. NDP -No determination possible due to insufficient/unsuitable sample.

10. Metals in water are performed on a filtered sample, and therefore represent dissolved metals -total metals must be requested separately.

11. Results relate only to the items tested.

12. LODs for wet tests reported on a dry weight basis are not corrected for moisture content.

13. **Surrogate recoveries** - Surrogates are added to your sample to monitor recovery of the test requested. A % recovery is reported, results are not corrected for the recovery measured. Typical recoveries for organics tests are 70-130%, they are generally wider for volatiles analysis, 50-150%. Recoveries in soils are affected by organic rich or clay rich matrices. Waters can be affected by remediation fluids or high amounts of sediment. Test results are only ever reported if all of the associated quality checks pass; it is assumed that all recoveries outside of the values above are due to matrix affect.

14. **Product analyses** -Organic analyses on products can only be semi-quantitative due to the matrix effects and high dilution factors employed.

15. Phenols monohydric by HPLC include phenol, cresols (2-Methylphenol, 3-Methylphenol and 4-Methylphenol) and Xylenols (2,3 Dimethylphenol, 2,4 Dimethylphenol, 2,5 Dimethylphenol, 2,6 Dimethylphenol, 3,4 Dimethyphenol, 3,5 Dimethylphenol).

16. Total of 5 speciated phenols by HPLC includes Phenol, 2,3,5-Trimethyl Phenol, 2-Isopropylphenol, Cresols and Xylenols (as detailed in 15).

17. Stones/debris are not routinely removed. We always endeavour to take a representative sub sample from the received sample.

18. In certain circumstances the method detection limit may be elevated due to the sample being outside the calibration range. Other factors that may contribute to this include possible interferences. In both cases the sample would be diluted which would cause the method detection limit to be raised.

19. Mercury results quoted on soils will not include volatile mercury as the analysis is performed on a dried and crushed sample.

20. For the BSEN 12457-3 two batch process to allow the cumulative release to be calculated, the volume of the leachate produced is measured and filtered for all tests. We therefore cannot carry out any unfiltered analysis. The tests affected include volatiles GCFID/GCMS and all subcontracted analysis.

21. For all leachate preparations (NRA, DIN, TCLP, BSEN 12457-1, 2, 3) volatile loss may occur, as we do not employ zero headspace extraction.

22. We are accredited to MCERTS for sand, clay and loam/topsoil, or any of these materials - whether these are derived from naturally occurring soil profiles, or from fill/made ground, as long as these materials constitute the major part of the sample. Other coarse granular material such as concrete, gravel and brick are not accredited if they comprise the major part of the sample.

23. Analysis and identification of specific compounds using GCFID is by retention time only, and we routinely calibrate and quantify for benzene, toluene, ethylbenzenes and xylenes (BTEX). For total volatiles in the C5-C12 range, the total area of the chromatogram is integrated and expressed as ug/kg or ug/l. Although this analysis is commonly used for the quantification of gasoline range organics (GRO), the system will also detect other compounds such as chlorinated solvents, and this may lead to a falsely high result with respect to hydrocarbons only. It is not possible to specifically identify these non-hydrocarbons, as standards are not routinely run for any other compounds, and for more definitive identification, volatiles by GCMS should be utilised.

Sample Deviations

1	Container with Headspace provided for volatiles analysis
2	Incorrect container received
3	Deviation from method
4	Holding time exceeded before sample received
5	Samples exceeded holding time before presevation was performed
§	Sampled on date not provided
♦	Sample holding time exceeded in laboratory
@	Sample holding time exceeded due to sampled on date
&	Sample Holding Time exceeded - Late arrival of instructions.

Asbestos

Identification of Asbestos in Bulk Materials & Soils

The results for identification of asbestos in bulk materials are obtained from supplied bulk materials which have been examined to determine the presence of asbestos fibres using Alcontrol Laboratories (Hawarden) in-house method of transmitted/polarised light microscopy and central stop dispersion staining, based on HSG 248 (2005).

The results for identification of asbestos in soils are obtained from a homogenised sub sample which has been examined to determine the presence of asbestos fibres using Alcontrol Laboratories (Hawarden) in-house method of transmitted/polarised light microscopy and central stop dispersion staining, based on HSG 248 (2005).

Asbestos Type	Common Name
Chrysotile	White Asbestos
Amosite	Brown Asbestos
Crocidolite	Blue Asbestos
Fibrous Actinolite	-
Fibrous Anthophyllite	-
Fibrous Tremolite	-

Visual Estimation Of Fibre Content

Estimation of fibre content is not permitted as part of our UKAS accredited test other than: - Trace - Where only one or two asbestos fibres were identified.

Further guidance on typical asbestos fibre content of manufactured products can be found in HSG 264.

The identification of asbestos containing materials and soils falls within our schedule of tests for which we hold UKAS accreditation, however opinions, interpretations and all other information contained in the report are outside the scope of UKAS accreditation.

ALcontrol Laboratories

Unit 7-8 Hawarden Business Park
Manor Road (off Manor Lane)
Hawarden
Deeside
CH5 3US
Tel: (01244) 528700
Fax: (01244) 528701
email: mkt@alcontrol.com
Website: www.alcontrol.com

Atkins Global Ltd
Project Jonah site office
Llan Coed House
Suite 24
Coed Darcy
Llandarcy
SA10 6HJ

Attention: Kirsty Shorter

CERTIFICATE OF ANALYSIS

Date:	28 September 2015
Customer:	H_ATKINS_LDC
Sample Delivery Group (SDG):	150919-65
Your Reference:	MP69 validation
Location:	Coed Darcy
Report No:	331310

We received 10 samples on Saturday September 19, 2015 and 10 of these samples were scheduled for analysis which was completed on Monday September 28, 2015. Accredited laboratory tests are defined within the report, but opinions, interpretations and on-site data expressed herein are outside the scope of ISO 17025 accreditation.

Should this report require incorporation into client reports, it must be used in its entirety and not simply with the data sections alone.

All chemical testing (unless subcontracted) is performed at ALcontrol Hawarden Laboratories.

Approved By:



Sonia McWhan

Operations Manager

Alcontrol Laboratories is a trading division of ALcontrol UK Limited
Registered Office: Units 7 & 8 Hawarden Business Park, Manor Road, Hawarden, Deeside, CH5 3US. Registered in England and Wales No.

CERTIFICATE OF ANALYSIS

SDG:	150919-65	**Location:**	Coed Darcy	**Order Number:**	CD1412
Job:	H_ATKINS_LDC-450	**Customer:**	Atkins Global Ltd	**Report Number:**	331310
Client Reference:	MP69 validation	**Attention:**	Kirsty Shorter	**Superseded Report:**	

Received Sample Overview

Lab Sample No(s)	Customer Sample Ref.	AGS Ref.	Depth (m)	Sampled Date
12092472	TPE2680 2		0.00 - 0.00	18/09/2015
12092516	TPE2680 B1		0.00 - 0.00	18/09/2015
12092486	TPE2680 E3		0.00 - 0.00	18/09/2015
12092491	TPE2680 E4		0.00 - 0.00	18/09/2015
12092467	TPE2680 N3		0.00 - 0.00	18/09/2015
12092479	TPE2680 N4		0.00 - 0.00	18/09/2015
12092498	TPE2680 S3		0.00 - 0.00	18/09/2015
12092505	TPE2680 S4		0.00 - 0.00	18/09/2015
12092510	TPE2680 W3		0.00 - 0.00	18/09/2015
12092513	TPE2680 W4		0.00 - 0.00	18/09/2015

Only received samples which have had analysis scheduled will be shown on the following pages.

CERTIFICATE OF ANALYSIS

SDG:	150919-65	**Location:**	Coed Darcy	**Order Number:**	CD1412
Job:	H_ATKINS_LDC-450	**Customer:**	Atkins Global Ltd	**Report Number:**	331310
Client Reference:	MP69 validation	**Attention:**	Kirsty Shorter	**Superseded Report:**	

SOLID

Results Legend

X **Test**

N **No Determination Possible**

			Lab Sample No(s)	Customer Sample Reference	AGS Reference	Depth (m)	Container
EPH CWG (Aliphatic) GC (S)	All	NDPs: 0 Tests: 10	12092472	TPE2680 2		0.00 - 0.00	250g Amber Jar (AL)
			12092516	TPE2680 B1		0.00 - 0.00	60g VOC (ALE215)
			12092486	TPE2680 E3		0.00 - 0.00	250g Amber Jar (AL)
			12092491	TPE2680 E4		0.00 - 0.00	60g VOC (ALE215)
			12092467	TPE2680 N3		0.00 - 0.00	250g Amber Jar (AL)
			12092479	TPE2680 N4		0.00 - 0.00	60g VOC (ALE215)
			12092498	TPE2680 S3		0.00 - 0.00	250g Amber Jar (AL)
			12092505	TPE2680 S4		0.00 - 0.00	60g VOC (ALE215)
			12092510	TPE2680 W3		0.00 - 0.00	250g Amber Jar (AL)
			12092513	TPE2680 W4		0.00 - 0.00	60g VOC (ALE215)
EPH CWG (Aromatic) GC (S)	All	NDPs: 0 Tests: 10	X	X	X	X	X
			X	X	X	X	X
			X	X	X	X	X
			X	X	X	X	X
			X	X	X	X	X
GRO by GC-FID (S)	All	NDPs: 0 Tests: 10		X	X	X	X
			X	X	X	X	X
			X	X	X	X	X
			X	X	X	X	X
			X	X	X	X	X
PAH by GCMS	All	NDPs: 0 Tests: 10	X	X	X	X	X
			X	X	X	X	X
			X	X	X	X	X
			X	X	X	X	X
			X	X	X	X	X
Sample description	All	NDPs: 0 Tests: 10	X	X	X	X	X
			X	X	X	X	X
			X	X	X	X	X
			X	X	X	X	X
			X	X	X	X	X
TPH CWG GC (S)	All	NDPs: 0 Tests: 10	X	X	X	X	X
			X	X	X	X	X
			X	X	X	X	X
			X	X	X	X	X
			X	X	X	X	X

CERTIFICATE OF ANALYSIS

SDG:	150919-65	**Location:**	Coed Darcy	**Order Number:**	CD1412
Job:	H_ATKINS_LDC-450	**Customer:**	Atkins Global Ltd	**Report Number:**	331310
Client Reference:	MP69 validation	**Attention:**	Kirsty Shorter	**Superseded Report:**	

Sample Descriptions

Grain Sizes

very fine	<0.063mm	fine	0.063mm - 0.1mm	medium	0.1mm - 2mm	coarse	2mm - 10mm	very coarse	>10mm

Lab Sample No(s)	Customer Sample Ref.	Depth (m)	Colour	Description	Grain size	Inclusions	Inclusions 2
12092472	TPE2680 2	0.00 - 0.00	Dark Brown	Silty Clay Loam	0.063 - 0.1 mm	Stones	Oil/Petroleum
12092516	TPE2680 B1	0.00 - 0.00	Dark Brown	Silty Clay Loam	0.063 - 0.1 mm	Stones	None
12092486	TPE2680 E3	0.00 - 0.00	Dark Brown	Silty Clay Loam	<0.063 mm	Oil/Petroleum	Stones
12092491	TPE2680 E4	0.00 - 0.00	Dark Brown	Silty Clay Loam	0.063 - 0.1 mm	Oil/Petroleum	Stones
12092467	TPE2680 N3	0.00 - 0.00	Dark Brown	Silty Sand	0.063 - 0.1 mm	Stones	None
12092479	TPE2680 N4	0.00 - 0.00	Dark Brown	Silty Clay Loam	0.063 - 0.1 mm	Stones	Oil/Petroleum
12092498	TPE2680 S3	0.00 - 0.00	Dark Brown	Clay	<0.063 mm	Stones	None
12092505	TPE2680 S4	0.00 - 0.00	Dark Brown	Silty Clay	0.063 - 0.1 mm	Stones	Vegetation
12092510	TPE2680 W3	0.00 - 0.00	Dark Brown	Clay	<0.063 mm	Stones	Vegetation
12092513	TPE2680 W4	0.00 - 0.00	Dark Brown	Silty Clay	0.063 - 0.1 mm	Stones	Vegetation

These descriptions are only intended to act as a cross check if sample identities are questioned, and to provide a log of sample matrices with respect to MCERTS validation. They are not intended as full geological descriptions.

We are accredited to MCERTS for sand, clay and loam/topsoil, or any of these materials - whether these are derived from naturally ocurring soil profiles, or from fill/made ground, as long as these materials constitute the major part of the sample.

Other coarse granular materials such as concrete, gravel and brick are not accredited if they comprise the major part of the sample.

CERTIFICATE OF ANALYSIS

SDG:	150919-65	**Location:**	Coed Darcy	**Order Number:**	CD1412
Job:	H_ATKINS_LDC-450	**Customer:**	Atkins Global Ltd	**Report Number:**	331310
Client Reference:	MP69 validation	**Attention:**	Kirsty Shorter	**Superseded Report:**	

Results Legend	
#	ISO17025 accredited.
M	*m*CERTS accredited.
aq	Aqueous / settled sample.
diss.filt	Dissolved / filtered sample.
tot.unfilt	Total / unfiltered sample.
*	Subcontracted test.
**	% recovery of the surrogate standard to check the efficiency of the method. The results of individual compounds within samples aren't corrected for the recovery
(F)	Trigger breach confirmed
1-5&+§@	Sample deviation (see appendix)

Component	LOD/Units	Method	Customer Sample R	TPE2680 2	TPE2680 B1	TPE2680 E3	TPE2680 E4	TPE2680 N3	TPE2680 N4
			Depth (m)	0.00 - 0.00	0.00 - 0.00	0.00 - 0.00	0.00 - 0.00	0.00 - 0.00	0.00 - 0.00
			Sample Type	Soil/Solid	Soil/Solid	Soil/Solid	Soil/Solid	Soil/Solid	Soil/Solid
			Date Sampled	18/09/2015	18/09/2015	18/09/2015	18/09/2015	18/09/2015	18/09/2015
			Sample Time	.	.	.	.	.	.
			Date Received	19/09/2015	19/09/2015	19/09/2015	19/09/2015	19/09/2015	19/09/2015
			SDG Ref	150919-65	150919-65	150919-65	150919-65	150919-65	150919-65
			Lab Sample No.(s)	12092472	12092516	12092486	12092491	12092467	12092479
			AGS Reference						
Moisture Content Ratio (% of as received sample)	%	PM024		12	12	14	13	9.4	9.3

CERTIFICATE OF ANALYSIS

SDG:	150919-65	**Location:**	Coed Darcy	**Order Number:**	CD1412
Job:	H_ATKINS_LDC-450	**Customer:**	Atkins Global Ltd	**Report Number:**	331310
Client Reference:	MP69 validation	**Attention:**	Kirsty Shorter	**Superseded Report:**	

Results Legend	
#	ISO17025 accredited.
M	*m*CERTS accredited.
aq	Aqueous / settled sample.
diss.filt	Dissolved / filtered sample.
tot.unfilt	Total / unfiltered sample.
*	Subcontracted test.
**	% recovery of the surrogate standard to check the efficiency of the method. The results of individual compounds within samples aren't corrected for the recovery
(F)	Trigger breach confirmed
1-5&+§@	Sample deviation (see appendix)

Component	LOD/Units	Method	Customer Sample R	TPE2680 S3	TPE2680 S4	TPE2680 W3	TPE2680 W4		
			Depth (m)	0.00 - 0.00	0.00 - 0.00	0.00 - 0.00	0.00 - 0.00		
			Sample Type	Soil/Solid	Soil/Solid	Soil/Solid	Soil/Solid		
			Date Sampled	18/09/2015	18/09/2015	18/09/2015	18/09/2015		
			Sample Time	.	.	.	.		
			Date Received	19/09/2015	19/09/2015	19/09/2015	19/09/2015		
			SDG Ref	150919-65	150919-65	150919-65	150919-65		
			Lab Sample No.(s)	12092498	12092505	12092510	12092513		
			AGS Reference						
Moisture Content Ratio (% of as received sample)	%	PM024		16	12	14	14		

CERTIFICATE OF ANALYSIS

SDG:	150919-65	**Location:**	Coed Darcy	**Order Number:**	CD1412
Job:	H_ATKINS_LDC-450	**Customer:**	Atkins Global Ltd	**Report Number:**	331310
Client Reference:	MP69 validation	**Attention:**	Kirsty Shorter	**Superseded Report:**	

PAH by GCMS

Results Legend	
#	ISO17025 accredited.
M	*m*CERTS accredited.
aq	Aqueous / settled sample.
diss.filt	Dissolved / filtered sample.
tot.unfilt	Total / unfiltered sample.
*	Subcontracted test.
**	% recovery of the surrogate standard to check the efficiency of the method. The results of individual compounds within samples aren't corrected for the recovery
(F)	Trigger breach confirmed
1-5&+§@	Sample deviation (see appendix)

Component	LOD/Units	Method	Customer Sample R	TPE2680 2	TPE2680 B1	TPE2680 E3	TPE2680 E4	TPE2680 N3	TPE2680 N4
			Depth (m)	0.00 - 0.00	0.00 - 0.00	0.00 - 0.00	0.00 - 0.00	0.00 - 0.00	0.00 - 0.00
			Sample Type	Soil/Solid	Soil/Solid	Soil/Solid	Soil/Solid	Soil/Solid	Soil/Solid
			Date Sampled	18/09/2015	18/09/2015	18/09/2015	18/09/2015	18/09/2015	18/09/2015
			Sample Time	.	.	.	.	.	.
			Date Received	19/09/2015	19/09/2015	19/09/2015	19/09/2015	19/09/2015	19/09/2015
			SDG Ref	150919-65	150919-65	150919-65	150919-65	150919-65	150919-65
			Lab Sample No.(s)	12092472	12092516	12092486	12092491	12092467	12092479
			AGS Reference						
Naphthalene-d8 % recovery**	%	TM218		94.9	96.5	96.6	102	93.7	98.4
Acenaphthene-d10 % recovery**	%	TM218		97.6	97.1	97.6	104	94.6	98.9
Phenanthrene-d10 % recovery**	%	TM218		96.6	95.8	96.2	103	94.8	96.8
Chrysene-d12 % recovery**	%	TM218		92.3	91.9	90.1	96.9	90.5	93.9
Perylene-d12 % recovery**	%	TM218		97.3	96.4	94.1	102	94.6	97.4
Naphthalene	<9 µg/kg	TM218		437 M	353 M	475 M	623 M	219 M	185 M
Acenaphthylene	<12 µg/kg	TM218		<12 M	<12 M	<12 M	<12 M	<12 M	<12 M
Acenaphthene	<8 µg/kg	TM218		103 M	79.9 M	48.6 M	138 M	169 M	138 M
Fluorene	<10 µg/kg	TM218		158 M	214 M	118 M	214 M	526 M	308 M
Phenanthrene	<15 µg/kg	TM218		326 M	497 M	322 M	406 M	937 M	750 M
Anthracene	<16 µg/kg	TM218		107 M	79.7 M	83.4 M	124 M	245 M	166 M
Fluoranthene	<17 µg/kg	TM218		53.9 M	30.1 M	37.3 M	39.1 M	58.2 M	33 M
Pyrene	<15 µg/kg	TM218		106 M	44.7 M	47.9 M	54.6 M	149 M	90.6 M
Benz(a)anthracene	<14 µg/kg	TM218		45.6 M	<14 M	<14 M	<14 M	41.1 M	<14 M
Chrysene	<10 µg/kg	TM218		49.1 M	44.4 M	38.4 M	33.4 M	52.9 M	40.3 M
Benzo(b)fluoranthene	<15 µg/kg	TM218		49 M	45.9 M	41.7 M	36.9 M	29.2 M	18.3 M
Benzo(k)fluoranthene	<14 µg/kg	TM218		<14 M	<14 M	<14 M	<14 M	<14 M	<14 M
Benzo(a)pyrene	<15 µg/kg	TM218		30 M	<15 M	<15 M	<15 M	18.9 M	<15 M
Indeno(1,2,3-cd)pyrene	<18 µg/kg	TM218		<18 M	<18 M	<18 M	<18 M	<18 M	<18 M
Dibenzo(a,h)anthracene	<23 µg/kg	TM218		<23 M	<23 M	<23 M	<23 M	<23 M	<23 M
Benzo(g,h,i)perylene	<24 µg/kg	TM218		<24 M	<24 M	<24 M	<24 M	<24 M	<24 M
PAH, Total Detected USEPA 16	<118 µg/kg	TM218		1470	1390	1210	1670	2450	1730

CERTIFICATE OF ANALYSIS

SDG:	150919-65	**Location:**	Coed Darcy	**Order Number:**	CD1412
Job:	H_ATKINS_LDC-450	**Customer:**	Atkins Global Ltd	**Report Number:**	331310
Client Reference:	MP69 validation	**Attention:**	Kirsty Shorter	**Superseded Report:**	

PAH by GCMS

Results Legend	
#	ISO17025 accredited.
M	*m*CERTS accredited.
aq	Aqueous / settled sample.
diss.filt	Dissolved / filtered sample.
tot.unfilt	Total / unfiltered sample.
*	Subcontracted test.
**	% recovery of the surrogate standard to check the efficiency of the method. The results of individual compounds within samples aren't corrected for the recovery
(F)	Trigger breach confirmed
1-5&+§@	Sample deviation (see appendix)

Component	LOD/Units	Method	Customer Sample R	TPE2680 S3	TPE2680 S4	TPE2680 W3	TPE2680 W4		
			Depth (m)	0.00 - 0.00	0.00 - 0.00	0.00 - 0.00	0.00 - 0.00		
			Sample Type	Soil/Solid	Soil/Solid	Soil/Solid	Soil/Solid		
			Date Sampled	18/09/2015	18/09/2015	18/09/2015	18/09/2015		
			Sample Time	.	.	.	.		
			Date Received	19/09/2015	19/09/2015	19/09/2015	19/09/2015		
			SDG Ref	150919-65	150919-65	150919-65	150919-65		
			Lab Sample No.(s)	12092498	12092505	12092510	12092513		
			AGS Reference						
Naphthalene-d8 % recovery**	%	TM218		102	128	94.8	96.8		
Acenaphthene-d10 % recovery**	%	TM218		102	129	96.2	97.8		
Phenanthrene-d10 % recovery**	%	TM218		100	126	95.9	96.5		
Chrysene-d12 % recovery**	%	TM218		95	121	93	93		
Perylene-d12 % recovery**	%	TM218		99.8	125	97.2	98.2		
Naphthalene	<9 µg/kg	TM218		<9 M	16.8 M	34.6 M	56.6 M		
Acenaphthylene	<12 µg/kg	TM218		<12 M	<12 M	<12 M	<12 M		
Acenaphthene	<8 µg/kg	TM218		<8 M	<8 M	13.2 M	<8 M		
Fluorene	<10 µg/kg	TM218		<10 M	<10 M	30.4 M	61.4 M		
Phenanthrene	<15 µg/kg	TM218		39.8 M	78.1 M	131 M	123 M		
Anthracene	<16 µg/kg	TM218		<16 M	<16 M	31.9 M	53.4 M		
Fluoranthene	<17 µg/kg	TM218		<17 M	41.8 M	193 M	73.5 M		
Pyrene	<15 µg/kg	TM218		<15 M	31.2 M	163 M	93.5 M		
Benz(a)anthracene	<14 µg/kg	TM218		<14 M	<14 M	158 M	62 M		
Chrysene	<10 µg/kg	TM218		16.5 M	35 M	154 M	81.9 M		
Benzo(b)fluoranthene	<15 µg/kg	TM218		20.2 M	45.4 M	265 M	122 M		
Benzo(k)fluoranthene	<14 µg/kg	TM218		<14 M	<14 M	78.3 M	33.6 M		
Benzo(a)pyrene	<15 µg/kg	TM218		<15 M	<15 M	139 M	55.2 M		
Indeno(1,2,3-cd)pyrene	<18 µg/kg	TM218		<18 M	<18 M	87.9 M	39 M		
Dibenzo(a,h)anthracene	<23 µg/kg	TM218		<23 M	<23 M	36.9 M	<23 M		
Benzo(g,h,i)perylene	<24 µg/kg	TM218		<24 M	<24 M	102 M	58.3 M		
PAH, Total Detected USEPA 16	<118 µg/kg	TM218		<118	248	1620	914		

CERTIFICATE OF ANALYSIS

SDG:	150919-65	**Location:**	Coed Darcy	**Order Number:**	CD1412
Job:	H_ATKINS_LDC-450	**Customer:**	Atkins Global Ltd	**Report Number:**	331310
Client Reference:	MP69 validation	**Attention:**	Kirsty Shorter	**Superseded Report:**	

TPH CWG (S)

Results Legend	
#	ISO17025 accredited.
M	*m*CERTS accredited.
aq	Aqueous / settled sample.
diss.filt	Dissolved / filtered sample.
tot.unfilt	Total / unfiltered sample.
*	Subcontracted test.
**	% recovery of the surrogate standard to check the efficiency of the method. The results of individual compounds within samples aren't corrected for the recovery
(F)	Trigger breach confirmed
1-5&+§@	Sample deviation (see appendix)

Component	LOD/Units	Method	Customer Sample R	TPE2680 2	TPE2680 B1	TPE2680 E3	TPE2680 E4	TPE2680 N3	TPE2680 N4
			Depth (m)	0.00 - 0.00	0.00 - 0.00	0.00 - 0.00	0.00 - 0.00	0.00 - 0.00	0.00 - 0.00
			Sample Type	Soil/Solid	Soil/Solid	Soil/Solid	Soil/Solid	Soil/Solid	Soil/Solid
			Date Sampled	18/09/2015	18/09/2015	18/09/2015	18/09/2015	18/09/2015	18/09/2015
			Sample Time	.	.	.	.	.	.
			Date Received	19/09/2015	19/09/2015	19/09/2015	19/09/2015	19/09/2015	19/09/2015
			SDG Ref	150919-65	150919-65	150919-65	150919-65	150919-65	150919-65
			Lab Sample No.(s)	12092472	12092516	12092486	12092491	12092467	12092479
			AGS Reference						
GRO Surrogate % recovery**	%	TM089		152	100	101	111	79	84
GRO TOT (Moisture Corrected)	<44 µg/kg	TM089		265000 M	126000 M	206000 M	143000 M	14400 M	19300 M
Methyl tertiary butyl ether (MTBE)	<5 µg/kg	TM089		<25 M	<20 M	<20 M	<20 M	<20 M	<20 M
Benzene	<10 µg/kg	TM089		139 M	64.4 M	111 M	85.1 M	<40 M	<40 M
Toluene	<2 µg/kg	TM089		<10 M	<8 M	<8 M	<8 M	<8 M	<8 M
Ethylbenzene	<3 µg/kg	TM089		<15 M	<12 M	<12 M	<12 M	<12 M	17.6 M
m,p-Xylene	<6 µg/kg	TM089		<30 M	<24 M	<24 M	<24 M	<24 M	<24 M
o-Xylene	<3 µg/kg	TM089		<15 M	<12 M	<12 M	<12 M	<12 M	<12 M
sum of detected mpo xylene by GC	<9 µg/kg	TM089		<9	<9	<9	<9	<9	<9
sum of detected BTEX by GC	<24 µg/kg	TM089		139	64.4	111	85.1	<24	<24
Aliphatics >C5-C6	<10 µg/kg	TM089		1150	835	1020	1030	<40	<40
Aliphatics >C6-C8	<10 µg/kg	TM089		45100	9730	24200	15300	110	128
Aliphatics >C8-C10	<10 µg/kg	TM089		75100	30400	49500	32100	1620	1900
Aliphatics >C10-C12	<10 µg/kg	TM089		56300	39000	58700	43900	6930	9590
Aliphatics >C12-C16	<100 µg/kg	TM173		407000	185000	387000	390000	287000	237000
Aliphatics >C16-C21	<100 µg/kg	TM173		230000	73400	195000	200000	268000	198000
Aliphatics >C21-C35	<100 µg/kg	TM173		118000	27500	88200	69500	171000	117000
Aliphatics >C35-C44	<100 µg/kg	TM173		10100	2160	9610	6500	14900	7550
Total Aliphatics >C12-C44	<100 µg/kg	TM173		765000	288000	680000	666000	741000	560000
Aromatics >EC5-EC7	<10 µg/kg	TM089		139	64.4	111	85.1	<40	<40
Aromatics >EC7-EC8	<10 µg/kg	TM089		<50	<40	<40	<40	<40	<40
Aromatics >EC8-EC10	<10 µg/kg	TM089		50100	20200	33000	21400	1080	1280
Aromatics >EC10-EC12	<10 µg/kg	TM089		37500	26000	39100	29300	4620	6390
Aromatics >EC12-EC16	<100 µg/kg	TM173		96500	78700	117000	96400	76000	104000
Aromatics >EC16-EC21	<100 µg/kg	TM173		90000	46700	73900	62500	134000	130000
Aromatics >EC21-EC35	<100 µg/kg	TM173		118000	36800	67400	40000	93000	85200
Aromatics >EC35-EC44	<100 µg/kg	TM173		30400	11000	18600	8860	19500	15900
Aromatics >EC40-EC44	<100 µg/kg	TM173		10900	4530	7030	3060	7800	6110
Total Aromatics >EC12-EC44	<100 µg/kg	TM173		335000	173000	277000	208000	322000	334000
Total Aliphatics & Aromatics >C5-C44	<100 µg/kg	TM173		1360000	588000	1160000	1020000	1080000	914000

CERTIFICATE OF ANALYSIS

SDG:	150919-65	**Location:**	Coed Darcy	**Order Number:**	CD1412
Job:	H_ATKINS_LDC-450	**Customer:**	Atkins Global Ltd	**Report Number:**	331310
Client Reference:	MP69 validation	**Attention:**	Kirsty Shorter	**Superseded Report:**	

TPH CWG (S)

Results Legend	
#	ISO17025 accredited.
M	*m*CERTS accredited.
aq	Aqueous / settled sample.
diss.filt	Dissolved / filtered sample.
tot.unfilt	Total / unfiltered sample.
*	Subcontracted test.
**	% recovery of the surrogate standard to check the efficiency of the method. The results of individual compounds within samples aren't corrected for the recovery
(F)	Trigger breach confirmed
1-5&+§@	Sample deviation (see appendix)

Component	LOD/Units	Method	Customer Sample R	TPE2680 S3	TPE2680 S4	TPE2680 W3	TPE2680 W4		
			Depth (m)	0.00 - 0.00	0.00 - 0.00	0.00 - 0.00	0.00 - 0.00		
			Sample Type	Soil/Solid	Soil/Solid	Soil/Solid	Soil/Solid		
			Date Sampled	18/09/2015	18/09/2015	18/09/2015	18/09/2015		
			Sample Time	.	.	.	.		
			Date Received	19/09/2015	19/09/2015	19/09/2015	19/09/2015		
			SDG Ref	150919-65	150919-65	150919-65	150919-65		
			Lab Sample No.(s)	12092498	12092505	12092510	12092513		
			AGS Reference						
GRO Surrogate % recovery**	%	TM089		110	85	72	99		
GRO TOT (Moisture Corrected)	<44 µg/kg	TM089		<176 M	333 M	2170 M	2760 M		
Methyl tertiary butyl ether (MTBE)	<5 µg/kg	TM089		<20 M	<20 M	<20 M	<20 M		
Benzene	<10 µg/kg	TM089		<40 M	<40 M	<40 M	<40 M		
Toluene	<2 µg/kg	TM089		<8 M	<8 M	<8 M	<8 M		
Ethylbenzene	<3 µg/kg	TM089		<12 M	<12 M	<12 M	<12 M		
m,p-Xylene	<6 µg/kg	TM089		<24 M	<24 M	<24 M	<24 M		
o-Xylene	<3 µg/kg	TM089		<12 M	<12 M	<12 M	<12 M		
sum of detected mpo xylene by GC	<9 µg/kg	TM089		<9	<9	<9	<9		
sum of detected BTEX by GC	<24 µg/kg	TM089		<24	<24	<24	<24		
Aliphatics >C5-C6	<10 µg/kg	TM089		<40	<40	<40	<40		
Aliphatics >C6-C8	<10 µg/kg	TM089		<40	<40	78.9	132		
Aliphatics >C8-C10	<10 µg/kg	TM089		<40	69.5	347	570		
Aliphatics >C10-C12	<10 µg/kg	TM089		<40	107	900	993		
Aliphatics >C12-C16	<100 µg/kg	TM173		<100	832	55600	57600		
Aliphatics >C16-C21	<100 µg/kg	TM173		2820	3460	109000	119000		
Aliphatics >C21-C35	<100 µg/kg	TM173		7420	7610	111000	136000		
Aliphatics >C35-C44	<100 µg/kg	TM173		361	<100	15300	27700		
Total Aliphatics >C12-C44	<100 µg/kg	TM173		10600	11900	291000	340000		
Aromatics >EC5-EC7	<10 µg/kg	TM089		<40	<40	<40	<40		
Aromatics >EC7-EC8	<10 µg/kg	TM089		<40	<40	<40	<40		
Aromatics >EC8-EC10	<10 µg/kg	TM089		<40	45.6	232	380		
Aromatics >EC10-EC12	<10 µg/kg	TM089		<40	71.8	600	662		
Aromatics >EC12-EC16	<100 µg/kg	TM173		<100	759	11100	13100		
Aromatics >EC16-EC21	<100 µg/kg	TM173		821	1020	41200	39500		
Aromatics >EC21-EC35	<100 µg/kg	TM173		10200	7910	75300	131000		
Aromatics >EC35-EC44	<100 µg/kg	TM173		6500	3700	21400	117000		
Aromatics >EC40-EC44	<100 µg/kg	TM173		2600	1150	8090	48600		
Total Aromatics >EC12-EC44	<100 µg/kg	TM173		17500	13400	149000	300000		
Total Aliphatics & Aromatics >C5-C44	<100 µg/kg	TM173		28200	25600	442000	643000		

CERTIFICATE OF ANALYSIS

SDG:	150919-65	**Location:**	Coed Darcy	**Order Number:**	CD1412
Job:	H_ATKINS_LDC-450	**Customer:**	Atkins Global Ltd	**Report Number:**	331310
Client Reference:	MP69 validation	**Attention:**	Kirsty Shorter	**Superseded Report:**	

Table of Results - Appendix

Method No	Reference	Description	Wet/Dry Sample [1]	Surrogate Corrected
PM024	Modified BS 1377	Soil preparation including homogenisation, moisture screens of soils for Asbestos Containing Material		
TM089	Modified: US EPA Methods 8020 & 602	Determination of Gasoline Range Hydrocarbons (GRO) and BTEX (MTBE) compounds by Headspace GC-FID (C4-C12)		
TM173	Analysis of Petroleum Hydrocarbons in Environmental Media – Total Petroleum Hydrocarbon Criteria	Determination of Speciated Extractable Petroleum Hydrocarbons in Soils by GC-FID		
TM218	Microwave extraction – EPA method 3546	Microwave extraction - EPA method 3546		

[1] Applies to Solid samples only. DRY indicates samples have been dried at 35°C. NA = not applicable.

CERTIFICATE OF ANALYSIS

SDG:	150919-65	**Location:**	Coed Darcy	**Order Number:**	CD1412
Job:	H_ATKINS_LDC-450	**Customer:**	Atkins Global Ltd	**Report Number:**	331310
Client Reference:	MP69 validation	**Attention:**	Kirsty Shorter	**Superseded Report:**	

Test Completion Dates

Lab Sample No(s)	12092472	12092516	12092486	12092491	12092467	12092479	12092498	12092505	12092510	12092513
Customer Sample Ref.	TPE2680 2	TPE2680 B1	TPE2680 E3	TPE2680 E4	TPE2680 N3	TPE2680 N4	TPE2680 S3	TPE2680 S4	TPE2680 W3	TPE2680 W4
AGS Ref.										
Depth	0.00 - 0.00	0.00 - 0.00	0.00 - 0.00	0.00 - 0.00	0.00 - 0.00	0.00 - 0.00	0.00 - 0.00	0.00 - 0.00	0.00 - 0.00	0.00 - 0.00
Type	SOLID	SOLID	SOLID	SOLID	SOLID	SOLID	SOLID	SOLID	SOLID	SOLID
EPH CWG (Aliphatic) GC (S)	25-Sep-2015	25-Sep-2015	24-Sep-2015	24-Sep-2015	25-Sep-2015	24-Sep-2015	25-Sep-2015	25-Sep-2015	25-Sep-2015	24-Sep-2015
EPH CWG (Aromatic) GC (S)	25-Sep-2015	25-Sep-2015	24-Sep-2015	24-Sep-2015	25-Sep-2015	24-Sep-2015	25-Sep-2015	25-Sep-2015	25-Sep-2015	24-Sep-2015
GRO by GC-FID (S)	28-Sep-2015	24-Sep-2015	24-Sep-2015	24-Sep-2015	28-Sep-2015	28-Sep-2015	24-Sep-2015	28-Sep-2015	28-Sep-2015	24-Sep-2015
PAH by GCMS	24-Sep-2015	24-Sep-2015	24-Sep-2015	24-Sep-2015	24-Sep-2015	24-Sep-2015	24-Sep-2015	24-Sep-2015	24-Sep-2015	24-Sep-2015
Sample description	23-Sep-2015	23-Sep-2015	23-Sep-2015	23-Sep-2015	23-Sep-2015	23-Sep-2015	23-Sep-2015	23-Sep-2015	23-Sep-2015	23-Sep-2015
TPH CWG GC (S)	28-Sep-2015	25-Sep-2015	24-Sep-2015	24-Sep-2015	28-Sep-2015	28-Sep-2015	25-Sep-2015	28-Sep-2015	28-Sep-2015	24-Sep-2015

SDG:	150919-65	**Location:**	Coed Darcy	**Order Number:**	CD1412
Job:	H_ATKINS_LDC-450	**Customer:**	Atkins Global Ltd	**Report Number:**	331310
Client Reference:	MP69 validation	**Attention:**	Kirsty Shorter	**Superseded Report:**	

Appendix

General

1. Results are expressed on a dry weight basis (dried at 35ºC) for all soil analyses except for the following: NRA and CEN Leach tests, flash point LOI, pH, ammonium as NH4 by the BRE method, VOC TICS and SVOC TICS.

2. Samples will be run in duplicate upon request, but an additional charge may be incurred.

3. If sufficient sample is received a sub sample will be retained free of charge for 30 days after analysis is completed (e-mailed) for all sample types unless the sample is destroyed on testing. The prepared soil sub sample that is analysed for asbestos will be retained for a period of 6 months after the analysis date. All bulk samples will be retained for a period of 6 months after the analysis date. All samples received and not scheduled will be disposed of one month after the date of receipt unless we are instructed to the contrary. Once the initial period has expired, a storage charge will be applied for each month or part thereof until the client cancels the request for sample storage. ALcontrol Laboratories reserve the right to charge for samples received and stored but not analysed.

4. With respect to turnaround, we will always endeavour to meet client requirements wherever possible, but turnaround times cannot be absolutely guaranteed due to so many variables beyond our control.

5. We take responsibility for any test performed by sub-contractors (marked with an asterisk). We endeavour to use UKAS/MCERTS Accredited Laboratories, who either complete a quality questionnaire or are audited by ourselves. For some determinands there are no UKAS/MCERTS Accredited Laboratories, in this instance a laboratory with a known track record will be utilised.

6. When requested, the individual sub sample scheduled will be analysed in house for the presence of asbestos fibres and asbestos containing material by our documented in house method TM048 based on HSG 248 (2005), which is accredited to ISO17025. If a specific asbestos fibre type is not found this will be reported as “Not detected”. If no asbestos fibre types are found all will be reported as “Not detected” and the sub sample analysed deemed to be clear of asbestos. If an asbestos fibre type is found it will be reported as detected (for each fibre type found). Testing can be carried out on asbestos positive samples, but, due to Health and Safety considerations, may be replaced by alternative tests or reported as No Determination Possible. The quantity of asbestos present is not determined unless specifically requested.

7. If no separate volatile sample is supplied by the client, or if a headspace or sediment is present in the volatile sample, the integrity of the data may be compromised. This will be flagged up as an invalid VOC on the test schedule and the result marked as deviating on the test certificate.

8. If appropriate preserved bottles are not received preservation will take place on receipt. However, the integrity of the data may be compromised.

9. NDP -No determination possible due to insufficient/unsuitable sample.

10. Metals in water are performed on a filtered sample, and therefore represent dissolved metals -total metals must be requested separately.

11. Results relate only to the items tested.

12. LODs for wet tests reported on a dry weight basis are not corrected for moisture content.

13. **Surrogate recoveries** - Surrogates are added to your sample to monitor recovery of the test requested. A % recovery is reported, results are not corrected for the recovery measured. Typical recoveries for organics tests are 70-130%, they are generally wider for volatiles analysis, 50-150%. Recoveries in soils are affected by organic rich or clay rich matrices. Waters can be affected by remediation fluids or high amounts of sediment. Test results are only ever reported if all of the associated quality checks pass; it is assumed that all recoveries outside of the values above are due to matrix affect.

14. **Product analyses** -Organic analyses on products can only be semi-quantitative due to the matrix effects and high dilution factors employed.

15. Phenols monohydric by HPLC include phenol, cresols (2-Methylphenol, 3-Methylphenol and 4-Methylphenol) and Xylenols (2,3 Dimethylphenol, 2,4 Dimethylphenol, 2,5 Dimethylphenol, 2,6 Dimethylphenol, 3,4 Dimethyphenol, 3,5 Dimethylphenol).

16. Total of 5 speciated phenols by HPLC includes Phenol, 2,3,5-Trimethyl Phenol, 2-Isopropylphenol, Cresols and Xylenols (as detailed in 15).

17. Stones/debris are not routinely removed. We always endeavour to take a representative sub sample from the received sample.

18. In certain circumstances the method detection limit may be elevated due to the sample being outside the calibration range. Other factors that may contribute to this include possible interferences. In both cases the sample would be diluted which would cause the method detection limit to be raised.

19. Mercury results quoted on soils will not include volatile mercury as the analysis is performed on a dried and crushed sample.

20. For the BSEN 12457-3 two batch process to allow the cumulative release to be calculated, the volume of the leachate produced is measured and filtered for all tests. We therefore cannot carry out any unfiltered analysis. The tests affected include volatiles GCFID/GCMS and all subcontracted analysis.

21. For all leachate preparations (NRA, DIN, TCLP, BSEN 12457-1, 2, 3) volatile loss may occur, as we do not employ zero headspace extraction.

22. We are accredited to MCERTS for sand, clay and loam/topsoil, or any of these materials - whether these are derived from naturally occurring soil profiles, or from fill/made ground, as long as these materials constitute the major part of the sample. Other coarse granular material such as concrete, gravel and brick are not accredited if they comprise the major part of the sample.

23. Analysis and identification of specific compounds using GCFID is by retention time only, and we routinely calibrate and quantify for benzene, toluene, ethylbenzenes and xylenes (BTEX). For total volatiles in the C5-C12 range, the total area of the chromatogram is integrated and expressed as ug/kg or ug/l. Although this analysis is commonly used for the quantification of gasoline range organics (GRO), the system will also detect other compounds such as chlorinated solvents, and this may lead to a falsely high result with respect to hydrocarbons only. It is not possible to specifically identify these non-hydrocarbons, as standards are not routinely run for any other compounds, and for more definitive identification, volatiles by GCMS should be utilised.

Sample Deviations

1	Container with Headspace provided for volatiles analysis
2	Incorrect container received
3	Deviation from method
4	Holding time exceeded before sample received
5	Samples exceeded holding time before presevation was performed
§	Sampled on date not provided
♦	Sample holding time exceeded in laboratory
@	Sample holding time exceeded due to sampled on date
&	Sample Holding Time exceeded - Late arrival of instructions.

Asbestos

Identification of Asbestos in Bulk Materials & Soils

The results for identification of asbestos in bulk materials are obtained from supplied bulk materials which have been examined to determine the presence of asbestos fibres using Alcontrol Laboratories (Hawarden) in-house method of transmitted/polarised light microscopy and central stop dispersion staining, based on HSG 248 (2005).

The results for identification of asbestos in soils are obtained from a homogenised sub sample which has been examined to determine the presence of asbestos fibres using Alcontrol Laboratories (Hawarden) in-house method of transmitted/polarised light microscopy and central stop dispersion staining, based on HSG 248 (2005).

Asbestos Type	Common Name
Chrysotile	White Asbestos
Amosite	Brown Asbestos
Crocidolite	Blue Asbestos
Fibrous Actinolite	-
Fibrous Anthophyllite	-
Fibrous Tremolite	-

Visual Estimation Of Fibre Content

Estimation of fibre content is not permitted as part of our UKAS accredited test other than: - Trace - Where only one or two asbestos fibres were identified.

Further guidance on typical asbestos fibre content of manufactured products can be found in HSG 264.

The identification of asbestos containing materials and soils falls within our schedule of tests for which we hold UKAS accreditation, however opinions, interpretations and all other information contained in the report are outside the scope of UKAS accreditation.

ALcontrol Laboratories

Unit 7-8 Hawarden Business Park
Manor Road (off Manor Lane)
Hawarden
Deeside
CH5 3US
Tel: (01244) 528700
Fax: (01244) 528701
email: mkt@alcontrol.com
Website: www.alcontrol.com

Atkins Global Ltd
Project Jonah site office
Llan Coed House
Suite 24
Coed Darcy
Llandarcy
SA10 6HJ

Attention: Jack Lowrie

CERTIFICATE OF ANALYSIS

Date:	22 September 2015
Customer:	H_ATKINS_LDC
Sample Delivery Group (SDG):	150912-48
Your Reference:	MP69
Location:	Coed Darcy
Report No:	330673

We received 5 samples on Saturday September 12, 2015 and 5 of these samples were scheduled for analysis which was completed on Tuesday September 22, 2015. Accredited laboratory tests are defined within the report, but opinions, interpretations and on-site data expressed herein are outside the scope of ISO 17025 accreditation.

Should this report require incorporation into client reports, it must be used in its entirety and not simply with the data sections alone.

All chemical testing (unless subcontracted) is performed at ALcontrol Hawarden Laboratories.

Approved By:



Sonia McWhan

Operations Manager

Alcontrol Laboratories is a trading division of ALcontrol UK Limited
Registered Office: Units 7 & 8 Hawarden Business Park, Manor Road, Hawarden, Deeside, CH5 3US. Registered in England and Wales No.

CERTIFICATE OF ANALYSIS

SDG:	150912-48	**Location:**	Coed Darcy	**Order Number:**	CD1401
Job:	H_ATKINS_LDC-433	**Customer:**	Atkins Global Ltd	**Report Number:**	330673
Client Reference:	MP69	**Attention:**	Jack Lowrie	**Superseded Report:**	

Received Sample Overview

Lab Sample No(s)	Customer Sample Ref.	AGS Ref.	Depth (m)	Sampled Date
12055684	TPE2680 E1		1.00 - 2.00	11/09/2015
12055687	TPE2680 E2		1.00 - 2.00	11/09/2015
12055677	TPE2680 S1		1.00 - 2.00	11/09/2015
12055680	TPE2680 S2		1.00 - 2.00	11/09/2015
12055672	TPE2680 W2		1.00 - 2.00	11/09/2015

Only received samples which have had analysis scheduled will be shown on the following pages.

CERTIFICATE OF ANALYSIS

SDG:	150912-48	**Location:**	Coed Darcy	**Order Number:**	CD1401
Job:	H_ATKINS_LDC-433	**Customer:**	Atkins Global Ltd	**Report Number:**	330673
Client Reference:	MP69	**Attention:**	Jack Lowrie	**Superseded Report:**	

SOLID

Results Legend

X **Test**

N **No Determination Possible**

		Lab Sample No(s)	Customer Sample Reference	AGS Reference	Depth (m)	Container
		12055684	TPE2680 E1		1.00 - 2.00	250g Amber Jar (AL)
		12055687	TPE2680 E2		1.00 - 2.00	60g VOC (ALE215)
		12055677	TPE2680 S1		1.00 - 2.00	250g Amber Jar (AL)
		12055680	TPE2680 S2		1.00 - 2.00	60g VOC (ALE215)
		12055672	TPE2680 W2		1.00 - 2.00	250g Amber Jar (AL)
						60g VOC (ALE215)
EPH CWG (Aliphatic) GC (S)	All	NDPs: 0 Tests: 5				X X X X X
EPH CWG (Aromatic) GC (S)	All	NDPs: 0 Tests: 5				X X X X X
GRO by GC-FID (S)	All	NDPs: 0 Tests: 5				X X X X X
Sample description	All	NDPs: 0 Tests: 5				X X X X X
TPH CWG GC (S)	All	NDPs: 0 Tests: 5				X X X X X

CERTIFICATE OF ANALYSIS

SDG:	150912-48	**Location:**	Coed Darcy	**Order Number:**	CD1401
Job:	H_ATKINS_LDC-433	**Customer:**	Atkins Global Ltd	**Report Number:**	330673
Client Reference:	MP69	**Attention:**	Jack Lowrie	**Superseded Report:**	

Sample Descriptions

Grain Sizes

very fine	<0.063mm	fine	0.063mm - 0.1mm	medium	0.1mm - 2mm	coarse	2mm - 10mm	very coarse	>10mm

Lab Sample No(s)	Customer Sample Ref.	Depth (m)	Colour	Description	Grain size	Inclusions	Inclusions 2
12055684	TPE2680 E1	1.00 - 2.00	Dark Brown	Silty Clay	<0.063 mm	Stones	Vegetation
12055687	TPE2680 E2	1.00 - 2.00	Dark Brown	Silty Clay	<0.063 mm	Stones	Vegetation
12055677	TPE2680 S1	1.00 - 2.00	Dark Brown	Silty Clay	0.063 - 0.1 mm	Stones	Vegetation
12055680	TPE2680 S2	1.00 - 2.00	Dark Brown	Silty Clay	<0.063 mm	Stones	Vegetation
12055672	TPE2680 W2	1.00 - 2.00	Dark Brown	Silty Clay	0.063 - 0.1 mm	Stones	Vegetation

These descriptions are only intended to act as a cross check if sample identities are questioned, and to provide a log of sample matrices with respect to MCERTS validation. They are not intended as full geological descriptions.

We are accredited to MCERTS for sand, clay and loam/topsoil, or any of these materials - whether these are derived from naturally ocurring soil profiles, or from fill/made ground, as long as these materials constitute the major part of the sample.

Other coarse granular materials such as concrete, gravel and brick are not accredited if they comprise the major part of the sample.

CERTIFICATE OF ANALYSIS

SDG:	150912-48	**Location:**	Coed Darcy	**Order Number:**	CD1401
Job:	H_ATKINS_LDC-433	**Customer:**	Atkins Global Ltd	**Report Number:**	330673
Client Reference:	MP69	**Attention:**	Jack Lowrie	**Superseded Report:**	

Results Legend

#	ISO17025 accredited.
M	*m*CERTS accredited.
aq	Aqueous / settled sample.
diss.filt	Dissolved / filtered sample.
tot.unfilt	Total / unfiltered sample.
*	Subcontracted test.
**	% recovery of the surrogate standard to check the efficiency of the method. The results of individual compounds within samples aren't corrected for the recovery
(F)	Trigger breach confirmed
1-5&+§@	Sample deviation (see appendix)

Component	LOD/Units	Method	Customer Sample R	TPE2680 E1	TPE2680 E2	TPE2680 S1	TPE2680 S2	TPE2680 W2
			Depth (m)	1.00 - 2.00	1.00 - 2.00	1.00 - 2.00	1.00 - 2.00	1.00 - 2.00
			Sample Type	Soil/Solid	Soil/Solid	Soil/Solid	Soil/Solid	Soil/Solid
			Date Sampled	11/09/2015	11/09/2015	11/09/2015	11/09/2015	11/09/2015
			Sample Time	.	.	.	.	.
			Date Received	12/09/2015	12/09/2015	12/09/2015	12/09/2015	12/09/2015
			SDG Ref	150912-48	150912-48	150912-48	150912-48	150912-48
			Lab Sample No.(s)	12055684	12055687	12055677	12055680	12055672
			AGS Reference					
Moisture Content Ratio (% of as received sample)	%	PM024		11	12	11	6.8	11

CERTIFICATE OF ANALYSIS

SDG:	150912-48	**Location:**	Coed Darcy	**Order Number:**	CD1401
Job:	H_ATKINS_LDC-433	**Customer:**	Atkins Global Ltd	**Report Number:**	330673
Client Reference:	MP69	**Attention:**	Jack Lowrie	**Superseded Report:**	

TPH CWG (S)

Results Legend

#	ISO17025 accredited.
M	*m*CERTS accredited.
aq	Aqueous / settled sample.
diss.filt	Dissolved / filtered sample.
tot.unfilt	Total / unfiltered sample.
*	Subcontracted test.
**	% recovery of the surrogate standard to check the efficiency of the method. The results of individual compounds within samples aren't corrected for the recovery
(F)	Trigger breach confirmed
1-5&+§@	Sample deviation (see appendix)

Component	LOD/Units	Method	Customer Sample R	TPE2680 E1	TPE2680 E2	TPE2680 S1	TPE2680 S2	TPE2680 W2
			Depth (m)	1.00 - 2.00	1.00 - 2.00	1.00 - 2.00	1.00 - 2.00	1.00 - 2.00
			Sample Type	Soil/Solid	Soil/Solid	Soil/Solid	Soil/Solid	Soil/Solid
			Date Sampled	11/09/2015	11/09/2015	11/09/2015	11/09/2015	11/09/2015
			Sample Time	.	.	.	.	.
			Date Received	12/09/2015	12/09/2015	12/09/2015	12/09/2015	12/09/2015
			SDG Ref	150912-48	150912-48	150912-48	150912-48	150912-48
			Lab Sample No.(s)	12055684	12055687	12055677	12055680	12055672
			AGS Reference					
GRO Surrogate % recovery**	%	TM089		112	95	74	114	122
GRO TOT (Moisture Corrected)	<44 µg/kg	TM089		<44 M	<44 M	507 M	<176 M	3000 M
Methyl tertiary butyl ether (MTBE)	<5 µg/kg	TM089		<5 M	<5 M	<5 M	<20 M	<5 M
Benzene	<10 µg/kg	TM089		<10 M	<10 M	<10 M	<40 M	<10 M
Toluene	<2 µg/kg	TM089		<2 M	<2 M	<2 M	<8 M	<2 M
Ethylbenzene	<3 µg/kg	TM089		<3 M	<3 M	<3 M	<12 M	<3 M
m,p-Xylene	<6 µg/kg	TM089		<6 M	<6 M	<6 M	<24 M	<6 M
o-Xylene	<3 µg/kg	TM089		<3 M	<3 M	<3 M	<12 M	<3 M
sum of detected mpo xylene by GC	<9 µg/kg	TM089		<9	<9	<9	<9	<9
sum of detected BTEX by GC	<24 µg/kg	TM089		<24	<24	<24	<24	<24
Aliphatics >C5-C6	<10 µg/kg	TM089		<10	<10	<10	<40	<10
Aliphatics >C6-C8	<10 µg/kg	TM089		<10	<10	15.7	<40	16.8
Aliphatics >C8-C10	<10 µg/kg	TM089		<10	<10	26.9	<40	207
Aliphatics >C10-C12	<10 µg/kg	TM089		<10	<10	262	<40	1580
Aliphatics >C12-C16	<100 µg/kg	TM173		2270	3030	638000	<100	220000
Aliphatics >C16-C21	<100 µg/kg	TM173		4440	3220	764000	<100	265000
Aliphatics >C21-C35	<100 µg/kg	TM173		11100	7110	846000	<100	344000
Aliphatics >C35-C44	<100 µg/kg	TM173		<100	<100	162000	<100	34600
Total Aliphatics >C12-C44	<100 µg/kg	TM173		17800	13400	2410000	<100	863000
Aromatics >EC5-EC7	<10 µg/kg	TM089		<10	<10	<10	<40	<10
Aromatics >EC7-EC8	<10 µg/kg	TM089		<10	<10	<10	<40	<10
Aromatics >EC8-EC10	<10 µg/kg	TM089		<10	<10	20.2	<40	138
Aromatics >EC10-EC12	<10 µg/kg	TM089		<10	<10	175	<40	1050
Aromatics >EC12-EC16	<100 µg/kg	TM173		<100	<100	94600	<100	15300
Aromatics >EC16-EC21	<100 µg/kg	TM173		1810	<100	360000	<100	77800
Aromatics >EC21-EC35	<100 µg/kg	TM173		10700	2570	634000	<100	182000
Aromatics >EC35-EC44	<100 µg/kg	TM173		4760	886	181000	<100	52600
Aromatics >EC40-EC44	<100 µg/kg	TM173		1740	<100	70900	<100	20400
Total Aromatics >EC12-EC44	<100 µg/kg	TM173		17200	3450	1270000	<100	328000
Total Aliphatics & Aromatics >C5-C44	<100 µg/kg	TM173		35100	16800	3680000	<100	1190000

CERTIFICATE OF ANALYSIS

SDG:	150912-48	**Location:**	Coed Darcy	**Order Number:**	CD1401
Job:	H_ATKINS_LDC-433	**Customer:**	Atkins Global Ltd	**Report Number:**	330673
Client Reference:	MP69	**Attention:**	Jack Lowrie	**Superseded Report:**	

Table of Results - Appendix

Method No	Reference	Description	Wet/Dry Sample [1]	Surrogate Corrected
PM024	Modified BS 1377	Soil preparation including homogenisation, moisture screens of soils for Asbestos Containing Material		
TM089	Modified: US EPA Methods 8020 & 602	Determination of Gasoline Range Hydrocarbons (GRO) and BTEX (MTBE) compounds by Headspace GC-FID (C4-C12)		
TM173	Analysis of Petroleum Hydrocarbons in Environmental Media – Total Petroleum Hydrocarbon Criteria	Determination of Speciated Extractable Petroleum Hydrocarbons in Soils by GC-FID		

[1] Applies to Solid samples only. DRY indicates samples have been dried at 35°C. NA = not applicable.

CERTIFICATE OF ANALYSIS

SDG:	150912-48	**Location:**	Coed Darcy	**Order Number:**	CD1401
Job:	H_ATKINS_LDC-433	**Customer:**	Atkins Global Ltd	**Report Number:**	330673
Client Reference:	MP69	**Attention:**	Jack Lowrie	**Superseded Report:**	

Test Completion Dates

Lab Sample No(s)	12055684	12055687	12055677	12055680	12055672
Customer Sample Ref.	TPE2680 E1	TPE2680 E2	TPE2680 S1	TPE2680 S2	TPE2680 W2
AGS Ref.					
Depth	1.00 - 2.00	1.00 - 2.00	1.00 - 2.00	1.00 - 2.00	1.00 - 2.00
Type	SOLID	SOLID	SOLID	SOLID	SOLID
EPH CWG (Aliphatic) GC (S)	16-Sep-2015	22-Sep-2015	22-Sep-2015	22-Sep-2015	16-Sep-2015
EPH CWG (Aromatic) GC (S)	16-Sep-2015	21-Sep-2015	21-Sep-2015	21-Sep-2015	16-Sep-2015
GRO by GC-FID (S)	21-Sep-2015	21-Sep-2015	21-Sep-2015	21-Sep-2015	21-Sep-2015
Sample description	16-Sep-2015	16-Sep-2015	16-Sep-2015	16-Sep-2015	16-Sep-2015
TPH CWG GC (S)	21-Sep-2015	22-Sep-2015	22-Sep-2015	22-Sep-2015	21-Sep-2015

SDG:	150912-48	**Location:**	Coed Darcy	**Order Number:**	CD1401
Job:	H_ATKINS_LDC-433	**Customer:**	Atkins Global Ltd	**Report Number:**	330673
Client Reference:	MP69	**Attention:**	Jack Lowrie	**Superseded Report:**	

Appendix

General

1. Results are expressed on a dry weight basis (dried at 35ºC) for all soil analyses except for the following: NRA and CEN Leach tests, flash point LOI, pH, ammonium as NH4 by the BRE method, VOC TICS and SVOC TICS.

2. Samples will be run in duplicate upon request, but an additional charge may be incurred.

3. If sufficient sample is received a sub sample will be retained free of charge for 30 days after analysis is completed (e-mailed) for all sample types unless the sample is destroyed on testing. The prepared soil sub sample that is analysed for asbestos will be retained for a period of 6 months after the analysis date. All bulk samples will be retained for a period of 6 months after the analysis date. All samples received and not scheduled will be disposed of one month after the date of receipt unless we are instructed to the contrary. Once the initial period has expired, a storage charge will be applied for each month or part thereof until the client cancels the request for sample storage. ALcontrol Laboratories reserve the right to charge for samples received and stored but not analysed.

4. With respect to turnaround, we will always endeavour to meet client requirements wherever possible, but turnaround times cannot be absolutely guaranteed due to so many variables beyond our control.

5. We take responsibility for any test performed by sub-contractors (marked with an asterisk). We endeavour to use UKAS/MCERTS Accredited Laboratories, who either complete a quality questionnaire or are audited by ourselves. For some determinands there are no UKAS/MCERTS Accredited Laboratories, in this instance a laboratory with a known track record will be utilised.

6. When requested, the individual sub sample scheduled will be analysed in house for the presence of asbestos fibres and asbestos containing material by our documented in house method TM048 based on HSG 248 (2005), which is accredited to ISO17025. If a specific asbestos fibre type is not found this will be reported as “Not detected”. If no asbestos fibre types are found all will be reported as “Not detected” and the sub sample analysed deemed to be clear of asbestos. If an asbestos fibre type is found it will be reported as detected (for each fibre type found). Testing can be carried out on asbestos positive samples, but, due to Health and Safety considerations, may be replaced by alternative tests or reported as No Determination Possible. The quantity of asbestos present is not determined unless specifically requested.

7. If no separate volatile sample is supplied by the client, or if a headspace or sediment is present in the volatile sample, the integrity of the data may be compromised. This will be flagged up as an invalid VOC on the test schedule and the result marked as deviating on the test certificate.

8. If appropriate preserved bottles are not received preservation will take place on receipt. However, the integrity of the data may be compromised.

9. NDP -No determination possible due to insufficient/unsuitable sample.

10. Metals in water are performed on a filtered sample, and therefore represent dissolved metals -total metals must be requested separately.

11. Results relate only to the items tested.

12. LODs for wet tests reported on a dry weight basis are not corrected for moisture content.

13. **Surrogate recoveries** - Surrogates are added to your sample to monitor recovery of the test requested. A % recovery is reported, results are not corrected for the recovery measured. Typical recoveries for organics tests are 70-130%, they are generally wider for volatiles analysis, 50-150%. Recoveries in soils are affected by organic rich or clay rich matrices. Waters can be affected by remediation fluids or high amounts of sediment. Test results are only ever reported if all of the associated quality checks pass; it is assumed that all recoveries outside of the values above are due to matrix affect.

14. **Product analyses** -Organic analyses on products can only be semi-quantitative due to the matrix effects and high dilution factors employed.

15. Phenols monohydric by HPLC include phenol, cresols (2-Methylphenol, 3-Methylphenol and 4-Methylphenol) and Xylenols (2,3 Dimethylphenol, 2,4 Dimethylphenol, 2,5 Dimethylphenol, 2,6 Dimethylphenol, 3,4 Dimethyphenol, 3,5 Dimethylphenol).

16. Total of 5 speciated phenols by HPLC includes Phenol, 2,3,5-Trimethyl Phenol, 2-Isopropylphenol, Cresols and Xylenols (as detailed in 15).

17. Stones/debris are not routinely removed. We always endeavour to take a representative sub sample from the received sample.

18. In certain circumstances the method detection limit may be elevated due to the sample being outside the calibration range. Other factors that may contribute to this include possible interferences. In both cases the sample would be diluted which would cause the method detection limit to be raised.

19. Mercury results quoted on soils will not include volatile mercury as the analysis is performed on a dried and crushed sample.

20. For the BSEN 12457-3 two batch process to allow the cumulative release to be calculated, the volume of the leachate produced is measured and filtered for all tests. We therefore cannot carry out any unfiltered analysis. The tests affected include volatiles GCFID/GCMS and all subcontracted analysis.

21. For all leachate preparations (NRA, DIN, TCLP, BSEN 12457-1, 2, 3) volatile loss may occur, as we do not employ zero headspace extraction.

22. We are accredited to MCERTS for sand, clay and loam/topsoil, or any of these materials - whether these are derived from naturally occurring soil profiles, or from fill/made ground, as long as these materials constitute the major part of the sample. Other coarse granular material such as concrete, gravel and brick are not accredited if they comprise the major part of the sample.

23. Analysis and identification of specific compounds using GCFID is by retention time only, and we routinely calibrate and quantify for benzene, toluene, ethylbenzenes and xylenes (BTEX). For total volatiles in the C5-C12 range, the total area of the chromatogram is integrated and expressed as ug/kg or ug/l. Although this analysis is commonly used for the quantification of gasoline range organics (GRO), the system will also detect other compounds such as chlorinated solvents, and this may lead to a falsely high result with respect to hydrocarbons only. It is not possible to specifically identify these non-hydrocarbons, as standards are not routinely run for any other compounds, and for more definitive identification, volatiles by GCMS should be utilised.

Sample Deviations

1	Container with Headspace provided for volatiles analysis
2	Incorrect container received
3	Deviation from method
4	Holding time exceeded before sample received
5	Samples exceeded holding time before presevation was performed
§	Sampled on date not provided
♦	Sample holding time exceeded in laboratory
@	Sample holding time exceeded due to sampled on date
&	Sample Holding Time exceeded - Late arrival of instructions.

Asbestos

Identification of Asbestos in Bulk Materials & Soils

The results for identification of asbestos in bulk materials are obtained from supplied bulk materials which have been examined to determine the presence of asbestos fibres using Alcontrol Laboratories (Hawarden) in-house method of transmitted/polarised light microscopy and central stop dispersion staining, based on HSG 248 (2005).

The results for identification of asbestos in soils are obtained from a homogenised sub sample which has been examined to determine the presence of asbestos fibres using Alcontrol Laboratories (Hawarden) in-house method of transmitted/polarised light microscopy and central stop dispersion staining, based on HSG 248 (2005).

Asbestos Type	Common Name
Chrysotile	White Asbestos
Amosite	Brown Asbestos
Crocidolite	Blue Asbestos
Fibrous Actinolite	-
Fibrous Anthophyllite	-
Fibrous Tremolite	-

Visual Estimation Of Fibre Content

Estimation of fibre content is not permitted as part of our UKAS accredited test other than: - Trace - Where only one or two asbestos fibres were identified.

Further guidance on typical asbestos fibre content of manufactured products can be found in HSG 264.

The identification of asbestos containing materials and soils falls within our schedule of tests for which we hold UKAS accreditation, however opinions, interpretations and all other information contained in the report are outside the scope of UKAS accreditation.

ALcontrol Laboratories

Unit 7-8 Hawarden Business Park
Manor Road (off Manor Lane)
Hawarden
Deeside
CH5 3US
Tel: (01244) 528700
Fax: (01244) 528701
email: mkt@alcontrol.com
Website: www.alcontrol.com

Atkins Global Ltd
Project Jonah site office
Llan Coed House
Suite 24
Coed Darcy
Llandarcy
SA10 6HJ

Attention: Kirsty Shorter

CERTIFICATE OF ANALYSIS

Date:	04 September 2015
Customer:	H_ATKINS_LDC
Sample Delivery Group (SDG):	150828-51
Your Reference:	MP69 validation
Location:	Coed Darcy
Report No:	328297

We received 4 samples on Friday August 28, 2015 and 4 of these samples were scheduled for analysis which was completed on Friday September 04, 2015. Accredited laboratory tests are defined within the report, but opinions, interpretations and on-site data expressed herein are outside the scope of ISO 17025 accreditation.

Should this report require incorporation into client reports, it must be used in its entirety and not simply with the data sections alone.

All chemical testing (unless subcontracted) is performed at ALcontrol Hawarden Laboratories.

Approved By:



Sonia McWhan

Operations Manager

Alcontrol Laboratories is a trading division of ALcontrol UK Limited
Registered Office: Units 7 & 8 Hawarden Business Park, Manor Road, Hawarden, Deeside, CH5 3US. Registered in England and Wales No.

CERTIFICATE OF ANALYSIS

SDG:	150828-51	**Location:**	Coed Darcy	**Order Number:**	CD1378
Job:	H_ATKINS_LDC-455	**Customer:**	Atkins Global Ltd	**Report Number:**	328297
Client Reference:	MP69 validation	**Attention:**	Kirsty Shorter	**Superseded Report:**	

Received Sample Overview

Lab Sample No(s)	Customer Sample Ref.	AGS Ref.	Depth (m)	Sampled Date
11977828	TPE2999_pipe1		0.00 - 0.00	26/08/2015
11977847	TPE3090_pipe1		0.00 - 0.00	26/08/2015
11977831	TPE3545_pipe1		0.00 - 0.00	26/08/2015
11977838	TPE3545_pipe2		0.00 - 0.00	26/08/2015

Only received samples which have had analysis scheduled will be shown on the following pages.

CERTIFICATE OF ANALYSIS

SDG:	150828-51	**Location:**	Coed Darcy	**Order Number:**	CD1378
Job:	H_ATKINS_LDC-455	**Customer:**	Atkins Global Ltd	**Report Number:**	328297
Client Reference:	MP69 validation	**Attention:**	Kirsty Shorter	**Superseded Report:**	

SOLID

Results Legend

X **Test**

N **No Determination Possible**

			Lab Sample No(s)	Customer Sample Reference	AGS Reference	Depth (m)	Container
			11977828	TPE2999_pipe1		0.00 - 0.00	250g Amber Jar (AL
			11977828	TPE2999_pipe1		0.00 - 0.00	60g VOC (ALE215)
			11977847	TPE3090_pipe1		0.00 - 0.00	250g Amber Jar (AL
			11977847	TPE3090_pipe1		0.00 - 0.00	60g VOC (ALE215)
			11977831	TPE3545_pipe1		0.00 - 0.00	250g Amber Jar (AL
			11977831	TPE3545_pipe1		0.00 - 0.00	60g VOC (ALE215)
			11977838	TPE3545_pipe2		0.00 - 0.00	250g Amber Jar (AL
			11977838	TPE3545_pipe2		0.00 - 0.00	60g VOC (ALE215)
EPH CWG (Aliphatic) GC (S)	All	NDPs: 0 Tests: 4	X		X		X
EPH CWG (Aromatic) GC (S)	All	NDPs: 0 Tests: 4	X		X		X
GRO by GC-FID (S)	All	NDPs: 0 Tests: 4		X		X	
PAH by GCMS	All	NDPs: 0 Tests: 4	X		X		X
Sample description	All	NDPs: 0 Tests: 4	X		X		X
TPH CWG GC (S)	All	NDPs: 0 Tests: 4	X		X		X

CERTIFICATE OF ANALYSIS

SDG:	150828-51	**Location:**	Coed Darcy	**Order Number:**	CD1378
Job:	H_ATKINS_LDC-455	**Customer:**	Atkins Global Ltd	**Report Number:**	328297
Client Reference:	MP69 validation	**Attention:**	Kirsty Shorter	**Superseded Report:**	

Sample Descriptions

Grain Sizes

very fine	<0.063mm	fine	0.063mm - 0.1mm	medium	0.1mm - 2mm	coarse	2mm - 10mm	very coarse	>10mm

Lab Sample No(s)	Customer Sample Ref.	Depth (m)	Colour	Description	Grain size	Inclusions	Inclusions 2
11977828	TPE2999_pipe1	0.00 - 0.00	Dark Brown	Loamy Sand	0.1 - 2 mm	Brick	Stones
11977847	TPE3090_pipe1	0.00 - 0.00	Dark Brown	Loamy Sand	0.1 - 2 mm	Stones	Vegetation
11977831	TPE3545_pipe1	0.00 - 0.00	Dark Brown	Loamy Sand	0.1 - 2 mm	Stones	Vegetation
11977838	TPE3545_pipe2	0.00 - 0.00	Dark Brown	Loamy Sand	0.1 - 2 mm	Brick	Stones

These descriptions are only intended to act as a cross check if sample identities are questioned, and to provide a log of sample matrices with respect to MCERTS validation. They are not intended as full geological descriptions.

We are accredited to MCERTS for sand, clay and loam/topsoil, or any of these materials - whether these are derived from naturally ocurring soil profiles, or from fill/made ground, as long as these materials constitute the major part of the sample.

Other coarse granular materials such as concrete, gravel and brick are not accredited if they comprise the major part of the sample.

CERTIFICATE OF ANALYSIS

SDG:	150828-51	**Location:**	Coed Darcy	**Order Number:**	CD1378
Job:	H_ATKINS_LDC-455	**Customer:**	Atkins Global Ltd	**Report Number:**	328297
Client Reference:	MP69 validation	**Attention:**	Kirsty Shorter	**Superseded Report:**	

Results Legend	
#	ISO17025 accredited.
M	*m*CERTS accredited.
aq	Aqueous / settled sample.
diss.filt	Dissolved / filtered sample.
tot.unfilt	Total / unfiltered sample.
*	Subcontracted test.
**	% recovery of the surrogate standard to check the efficiency of the method. The results of individual compounds within samples aren't corrected for the recovery
(F)	Trigger breach confirmed
1-5&+§@	Sample deviation (see appendix)

Component	LOD/Units	Method	Customer Sample R	TPE2999_pipe1	TPE3090_pipe1	TPE3545_pipe1	TPE3545_pipe2		
			Depth (m)	0.00 - 0.00	0.00 - 0.00	0.00 - 0.00	0.00 - 0.00		
			Sample Type	Soil/Solid	Soil/Solid	Soil/Solid	Soil/Solid		
			Date Sampled	26/08/2015	26/08/2015	26/08/2015	26/08/2015		
			Sample Time	.	.	.	.		
			Date Received	28/08/2015	28/08/2015	28/08/2015	28/08/2015		
			SDG Ref	150828-51	150828-51	150828-51	150828-51		
			Lab Sample No.(s)	11977828	11977847	11977831	11977838		
			AGS Reference						
Moisture Content Ratio (% of as received sample)	%	PM024		16	22	14	18		

CERTIFICATE OF ANALYSIS

SDG:	150828-51	**Location:**	Coed Darcy	**Order Number:**	CD1378
Job:	H_ATKINS_LDC-455	**Customer:**	Atkins Global Ltd	**Report Number:**	328297
Client Reference:	MP69 validation	**Attention:**	Kirsty Shorter	**Superseded Report:**	

PAH by GCMS

Results Legend	
#	ISO17025 accredited.
M	*m*CERTS accredited.
aq	Aqueous / settled sample.
diss.filt	Dissolved / filtered sample.
tot.unfilt	Total / unfiltered sample.
*	Subcontracted test.
**	% recovery of the surrogate standard to check the efficiency of the method. The results of individual compounds within samples aren't corrected for the recovery
(F)	Trigger breach confirmed
1-5&+§@	Sample deviation (see appendix)

Component	LOD/Units	Method	Customer Sample R	TPE2999_pipe1	TPE3090_pipe1	TPE3545_pipe1	TPE3545_pipe2		
			Depth (m)	0.00 - 0.00	0.00 - 0.00	0.00 - 0.00	0.00 - 0.00		
			Sample Type	Soil/Solid	Soil/Solid	Soil/Solid	Soil/Solid		
			Date Sampled	26/08/2015	26/08/2015	26/08/2015	26/08/2015		
			Sample Time	.	.	.	.		
			Date Received	28/08/2015	28/08/2015	28/08/2015	28/08/2015		
			SDG Ref	150828-51	150828-51	150828-51	150828-51		
			Lab Sample No.(s)	11977828	11977847	11977831	11977838		
			AGS Reference						
Naphthalene-d8 % recovery**	%	TM218		105	94.9	96.7	96.7		
Acenaphthene-d10 % recovery**	%	TM218		106	92.9	94.3	98.2		
Phenanthrene-d10 % recovery**	%	TM218		106	89.9	91.2	98		
Chrysene-d12 % recovery**	%	TM218		97.1	88.7	89.5	91.3		
Perylene-d12 % recovery**	%	TM218		105	91.1	91.2	98.8		
Naphthalene	<9 µg/kg	TM218		48.1 M	18.6 M	42.9 M	65.1 M		
Acenaphthylene	<12 µg/kg	TM218		<12 M	<12 M	<12 M	27.8 M		
Acenaphthene	<8 µg/kg	TM218		13.7 M	<8 M	12.1 M	24.8 M		
Fluorene	<10 µg/kg	TM218		20.5 M	<10 M	12.7 M	28.1 M		
Phenanthrene	<15 µg/kg	TM218		220 M	85.6 M	174 M	401 M		
Anthracene	<16 µg/kg	TM218		44.9 M	20.9 M	<16 M	76.7 M		
Fluoranthene	<17 µg/kg	TM218		262 M	140 M	220 M	705 M		
Pyrene	<15 µg/kg	TM218		263 M	111 M	185 M	553 M		
Benz(a)anthracene	<14 µg/kg	TM218		207 M	110 M	131 M	410 M		
Chrysene	<10 µg/kg	TM218		216 M	164 M	217 M	396 M		
Benzo(b)fluoranthene	<15 µg/kg	TM218		378 M	231 M	276 M	670 M		
Benzo(k)fluoranthene	<14 µg/kg	TM218		122 M	67.6 M	82 M	220 M		
Benzo(a)pyrene	<15 µg/kg	TM218		212 M	104 M	139 M	425 M		
Indeno(1,2,3-cd)pyrene	<18 µg/kg	TM218		144 M	84.1 M	103 M	257 M		
Dibenzo(a,h)anthracene	<23 µg/kg	TM218		56.4 M	30.8 M	38.2 M	93.2 M		
Benzo(g,h,i)perylene	<24 µg/kg	TM218		206 M	99.1 M	144 M	338 M		
PAH, Total Detected USEPA 16	<118 µg/kg	TM218		2410	1270	1780	4690		

CERTIFICATE OF ANALYSIS

SDG:	150828-51	**Location:**	Coed Darcy	**Order Number:**	CD1378
Job:	H_ATKINS_LDC-455	**Customer:**	Atkins Global Ltd	**Report Number:**	328297
Client Reference:	MP69 validation	**Attention:**	Kirsty Shorter	**Superseded Report:**	

TPH CWG (S)

Results Legend	
#	ISO17025 accredited.
M	*m*CERTS accredited.
aq	Aqueous / settled sample.
diss.filt	Dissolved / filtered sample.
tot.unfilt	Total / unfiltered sample.
*	Subcontracted test.
**	% recovery of the surrogate standard to check the efficiency of the method. The results of individual compounds within samples aren't corrected for the recovery
(F)	Trigger breach confirmed
1-5&+§@	Sample deviation (see appendix)

Component	LOD/Units	Method	Customer Sample R	TPE2999_pipe1	TPE3090_pipe1	TPE3545_pipe1	TPE3545_pipe2		
			Depth (m)	0.00 - 0.00	0.00 - 0.00	0.00 - 0.00	0.00 - 0.00		
			Sample Type	Soil/Solid	Soil/Solid	Soil/Solid	Soil/Solid		
			Date Sampled	26/08/2015	26/08/2015	26/08/2015	26/08/2015		
			Sample Time	.	.	.	.		
			Date Received	28/08/2015	28/08/2015	28/08/2015	28/08/2015		
			SDG Ref	150828-51	150828-51	150828-51	150828-51		
			Lab Sample No.(s)	11977828	11977847	11977831	11977838		
			AGS Reference						
GRO Surrogate % recovery**	%	TM089		78	113	93	46		
GRO TOT (Moisture Corrected)	<44 µg/kg	TM089		<176 M	<176 M	994 M	<176 M		
Methyl tertiary butyl ether (MTBE)	<5 µg/kg	TM089		<20 M	<20 M	<20 M	<20 M		
Benzene	<10 µg/kg	TM089		<40 M	<40 M	<40 M	<40 M		
Toluene	<2 µg/kg	TM089		<8 M	<8 M	<8 M	<8 M		
Ethylbenzene	<3 µg/kg	TM089		<12 M	<12 M	<12 M	<12 M		
m,p-Xylene	<6 µg/kg	TM089		<24 M	<24 M	<24 M	<24 M		
o-Xylene	<3 µg/kg	TM089		<12 M	<12 M	<12 M	<12 M		
sum of detected mpo xylene by GC	<9 µg/kg	TM089		<9	<9	<9	<9		
sum of detected BTEX by GC	<24 µg/kg	TM089		<24	<24	<24	<24		
Aliphatics >C5-C6	<10 µg/kg	TM089		<40	<40	<40	<40		
Aliphatics >C6-C8	<10 µg/kg	TM089		<40	<40	302	57.3		
Aliphatics >C8-C10	<10 µg/kg	TM089		<40	<40	274	50		
Aliphatics >C10-C12	<10 µg/kg	TM089		<40	<40	126	<40		
Aliphatics >C12-C16	<100 µg/kg	TM173		2800	<100	2410	6300		
Aliphatics >C16-C21	<100 µg/kg	TM173		9760	1820	22900	37500		
Aliphatics >C21-C35	<100 µg/kg	TM173		29000	12200	116000	178000		
Aliphatics >C35-C44	<100 µg/kg	TM173		13900	4960	88100	90000		
Total Aliphatics >C12-C44	<100 µg/kg	TM173		55500	19000	230000	312000		
Aromatics >EC5-EC7	<10 µg/kg	TM089		<40	<40	<40	<40		
Aromatics >EC7-EC8	<10 µg/kg	TM089		<40	<40	<40	<40		
Aromatics >EC8-EC10	<10 µg/kg	TM089		<40	<40	183	<40		
Aromatics >EC10-EC12	<10 µg/kg	TM089		<40	<40	84.7	<40		
Aromatics >EC12-EC16	<100 µg/kg	TM173		802	<100	1910	1210		
Aromatics >EC16-EC21	<100 µg/kg	TM173		11600	302	19500	14600		
Aromatics >EC21-EC35	<100 µg/kg	TM173		64000	12800	186000	219000		
Aromatics >EC35-EC44	<100 µg/kg	TM173		25300	4930	151000	196000		
Aromatics >EC40-EC44	<100 µg/kg	TM173		9480	570	66400	87800		
Total Aromatics >EC12-EC44	<100 µg/kg	TM173		102000	18100	358000	430000		
Total Aliphatics & Aromatics >C5-C44	<100 µg/kg	TM173		157000	37000	589000	742000		

CERTIFICATE OF ANALYSIS

SDG:	150828-51	**Location:**	Coed Darcy	**Order Number:**	CD1378
Job:	H_ATKINS_LDC-455	**Customer:**	Atkins Global Ltd	**Report Number:**	328297
Client Reference:	MP69 validation	**Attention:**	Kirsty Shorter	**Superseded Report:**	

Table of Results - Appendix

Method No	Reference	Description	Wet/Dry Sample [1]	Surrogate Corrected
ASB_PREP				
PM024	Modified BS 1377	Soil preparation including homogenisation, moisture screens of soils for Asbestos Containing Material		
TM089	Modified: US EPA Methods 8020 & 602	Determination of Gasoline Range Hydrocarbons (GRO) and BTEX (MTBE) compounds by Headspace GC-FID (C4-C12)		
TM173	Analysis of Petroleum Hydrocarbons in Environmental Media – Total Petroleum Hydrocarbon Criteria	Determination of Speciated Extractable Petroleum Hydrocarbons in Soils by GC-FID		
TM218	Microwave extraction – EPA method 3546	Microwave extraction - EPA method 3546		

[1] Applies to Solid samples only. DRY indicates samples have been dried at 35°C. NA = not applicable.

CERTIFICATE OF ANALYSIS

SDG:	150828-51	**Location:**	Coed Darcy	**Order Number:**	CD1378
Job:	H_ATKINS_LDC-455	**Customer:**	Atkins Global Ltd	**Report Number:**	328297
Client Reference:	MP69 validation	**Attention:**	Kirsty Shorter	**Superseded Report:**	

Test Completion Dates

Lab Sample No(s)	11977828	11977847	11977831	11977838
Customer Sample Ref.	TPE2999_pipe1	TPE3090_pipe1	TPE3545_pipe1	TPE3545_pipe2
AGS Ref.				
Depth	0.00 - 0.00	0.00 - 0.00	0.00 - 0.00	0.00 - 0.00
Type	SOLID	SOLID	SOLID	SOLID
EPH CWG (Aliphatic) GC (S)	04-Sep-2015	03-Sep-2015	03-Sep-2015	04-Sep-2015
EPH CWG (Aromatic) GC (S)	04-Sep-2015	03-Sep-2015	03-Sep-2015	04-Sep-2015
GRO by GC-FID (S)	02-Sep-2015	02-Sep-2015	02-Sep-2015	02-Sep-2015
PAH by GCMS	03-Sep-2015	04-Sep-2015	04-Sep-2015	03-Sep-2015
Sample description	28-Aug-2015	28-Aug-2015	28-Aug-2015	28-Aug-2015
TPH CWG GC (S)	04-Sep-2015	03-Sep-2015	03-Sep-2015	04-Sep-2015

SDG:	150828-51	**Location:**	Coed Darcy	**Order Number:**	CD1378
Job:	H_ATKINS_LDC-455	**Customer:**	Atkins Global Ltd	**Report Number:**	328297
Client Reference:	MP69 validation	**Attention:**	Kirsty Shorter	**Superseded Report:**	

Appendix

General

1. Results are expressed on a dry weight basis (dried at 35ºC) for all soil analyses except for the following: NRA and CEN Leach tests, flash point LOI, pH, ammonium as NH4 by the BRE method, VOC TICS and SVOC TICS.

2. Samples will be run in duplicate upon request, but an additional charge may be incurred.

3. If sufficient sample is received a sub sample will be retained free of charge for 30 days after analysis is completed (e-mailed) for all sample types unless the sample is destroyed on testing. The prepared soil sub sample that is analysed for asbestos will be retained for a period of 6 months after the analysis date. All bulk samples will be retained for a period of 6 months after the analysis date. All samples received and not scheduled will be disposed of one month after the date of receipt unless we are instructed to the contrary. Once the initial period has expired, a storage charge will be applied for each month or part thereof until the client cancels the request for sample storage. ALcontrol Laboratories reserve the right to charge for samples received and stored but not analysed.

4. With respect to turnaround, we will always endeavour to meet client requirements wherever possible, but turnaround times cannot be absolutely guaranteed due to so many variables beyond our control.

5. We take responsibility for any test performed by sub-contractors (marked with an asterisk). We endeavour to use UKAS/MCERTS Accredited Laboratories, who either complete a quality questionnaire or are audited by ourselves. For some determinands there are no UKAS/MCERTS Accredited Laboratories, in this instance a laboratory with a known track record will be utilised.

6. When requested, the individual sub sample scheduled will be analysed in house for the presence of asbestos fibres and asbestos containing material by our documented in house method TM048 based on HSG 248 (2005), which is accredited to ISO17025. If a specific asbestos fibre type is not found this will be reported as “Not detected”. If no asbestos fibre types are found all will be reported as “Not detected” and the sub sample analysed deemed to be clear of asbestos. If an asbestos fibre type is found it will be reported as detected (for each fibre type found). Testing can be carried out on asbestos positive samples, but, due to Health and Safety considerations, may be replaced by alternative tests or reported as No Determination Possible. The quantity of asbestos present is not determined unless specifically requested.

7. If no separate volatile sample is supplied by the client, or if a headspace or sediment is present in the volatile sample, the integrity of the data may be compromised. This will be flagged up as an invalid VOC on the test schedule and the result marked as deviating on the test certificate.

8. If appropriate preserved bottles are not received preservation will take place on receipt. However, the integrity of the data may be compromised.

9. NDP -No determination possible due to insufficient/unsuitable sample.

10. Metals in water are performed on a filtered sample, and therefore represent dissolved metals -total metals must be requested separately.

11. Results relate only to the items tested.

12. LODs for wet tests reported on a dry weight basis are not corrected for moisture content.

13. **Surrogate recoveries** - Surrogates are added to your sample to monitor recovery of the test requested. A % recovery is reported, results are not corrected for the recovery measured. Typical recoveries for organics tests are 70-130%, they are generally wider for volatiles analysis, 50-150%. Recoveries in soils are affected by organic rich or clay rich matrices. Waters can be affected by remediation fluids or high amounts of sediment. Test results are only ever reported if all of the associated quality checks pass; it is assumed that all recoveries outside of the values above are due to matrix affect.

14. **Product analyses** -Organic analyses on products can only be semi-quantitative due to the matrix effects and high dilution factors employed.

15. Phenols monohydric by HPLC include phenol, cresols (2-Methylphenol, 3-Methylphenol and 4-Methylphenol) and Xylenols (2,3 Dimethylphenol, 2,4 Dimethylphenol, 2,5 Dimethylphenol, 2,6 Dimethylphenol, 3,4 Dimethyphenol, 3,5 Dimethylphenol).

16. Total of 5 speciated phenols by HPLC includes Phenol, 2,3,5-Trimethyl Phenol, 2-Isopropylphenol, Cresols and Xylenols (as detailed in 15).

17. Stones/debris are not routinely removed. We always endeavour to take a representative sub sample from the received sample.

18. In certain circumstances the method detection limit may be elevated due to the sample being outside the calibration range. Other factors that may contribute to this include possible interferences. In both cases the sample would be diluted which would cause the method detection limit to be raised.

19. Mercury results quoted on soils will not include volatile mercury as the analysis is performed on a dried and crushed sample.

20. For the BSEN 12457-3 two batch process to allow the cumulative release to be calculated, the volume of the leachate produced is measured and filtered for all tests. We therefore cannot carry out any unfiltered analysis. The tests affected include volatiles GCFID/GCMS and all subcontracted analysis.

21. For all leachate preparations (NRA, DIN, TCLP, BSEN 12457-1, 2, 3) volatile loss may occur, as we do not employ zero headspace extraction.

22. We are accredited to MCERTS for sand, clay and loam/topsoil, or any of these materials - whether these are derived from naturally occurring soil profiles, or from fill/made ground, as long as these materials constitute the major part of the sample. Other coarse granular material such as concrete, gravel and brick are not accredited if they comprise the major part of the sample.

23. Analysis and identification of specific compounds using GCFID is by retention time only, and we routinely calibrate and quantify for benzene, toluene, ethylbenzenes and xylenes (BTEX). For total volatiles in the C5-C12 range, the total area of the chromatogram is integrated and expressed as ug/kg or ug/l. Although this analysis is commonly used for the quantification of gasoline range organics (GRO), the system will also detect other compounds such as chlorinated solvents, and this may lead to a falsely high result with respect to hydrocarbons only. It is not possible to specifically identify these non-hydrocarbons, as standards are not routinely run for any other compounds, and for more definitive identification, volatiles by GCMS should be utilised.

Sample Deviations

1	Container with Headspace provided for volatiles analysis
2	Incorrect container received
3	Deviation from method
4	Holding time exceeded before sample received
5	Samples exceeded holding time before presevation was performed
§	Sampled on date not provided
♦	Sample holding time exceeded in laboratory
@	Sample holding time exceeded due to sampled on date
&	Sample Holding Time exceeded - Late arrival of instructions.

Asbestos

Identification of Asbestos in Bulk Materials & Soils

The results for identification of asbestos in bulk materials are obtained from supplied bulk materials which have been examined to determine the presence of asbestos fibres using Alcontrol Laboratories (Hawarden) in-house method of transmitted/polarised light microscopy and central stop dispersion staining, based on HSG 248 (2005).

The results for identification of asbestos in soils are obtained from a homogenised sub sample which has been examined to determine the presence of asbestos fibres using Alcontrol Laboratories (Hawarden) in-house method of transmitted/polarised light microscopy and central stop dispersion staining, based on HSG 248 (2005).

Asbestos Type	Common Name
Chrysotile	White Asbestos
Amosite	Brown Asbestos
Crocidolite	Blue Asbestos
Fibrous Actinolite	-
Fibrous Anthophyllite	-
Fibrous Tremolite	-

Visual Estimation Of Fibre Content

Estimation of fibre content is not permitted as part of our UKAS accredited test other than: - Trace - Where only one or two asbestos fibres were identified.

Further guidance on typical asbestos fibre content of manufactured products can be found in HSG 264.

The identification of asbestos containing materials and soils falls within our schedule of tests for which we hold UKAS accreditation, however opinions, interpretations and all other information contained in the report are outside the scope of UKAS accreditation.

ALcontrol Laboratories

Unit 7-8 Hawarden Business Park
Manor Road (off Manor Lane)
Hawarden
Deeside
CH5 3US
Tel: (01244) 528700
Fax: (01244) 528701
email: mkt@alcontrol.com
Website: www.alcontrol.com

Atkins Global Ltd
Project Jonah site office
Llan Coed House
Suite 24
Coed Darcy
Llandarcy
SA10 6HJ

Attention: Kirsty Shorter

CERTIFICATE OF ANALYSIS

Date:	04 September 2015
Customer:	H_ATKINS_LDC
Sample Delivery Group (SDG):	150826-73
Your Reference:	MP69 validation
Location:	Coed Darcy
Report No:	328334

We received 8 samples on Wednesday August 26, 2015 and 8 of these samples were scheduled for analysis which was completed on Friday September 04, 2015. Accredited laboratory tests are defined within the report, but opinions, interpretations and on-site data expressed herein are outside the scope of ISO 17025 accreditation.

Should this report require incorporation into client reports, it must be used in its entirety and not simply with the data sections alone.

All chemical testing (unless subcontracted) is performed at ALcontrol Hawarden Laboratories.

Approved By:



Sonia McWhan

Operations Manager

Alcontrol Laboratories is a trading division of ALcontrol UK Limited
Registered Office: Units 7 & 8 Hawarden Business Park, Manor Road, Hawarden, Deeside, CH5 3US. Registered in England and Wales No.

CERTIFICATE OF ANALYSIS

SDG:	150826-73	**Location:**	Coed Darcy	**Order Number:**	CD1372
Job:	H_ATKINS_LDC-452	**Customer:**	Atkins Global Ltd	**Report Number:**	328334
Client Reference:	MP69 validation	**Attention:**	Kirsty Shorter	**Superseded Report:**	

Received Sample Overview

Lab Sample No(s)	Customer Sample Ref.	AGS Ref.	Depth (m)	Sampled Date
11964054	TPE 2728_pipe7		0.00 - 0.00	25/08/2015
11964086	TPE3489_pipe1		0.80 - 0.80	25/08/2015
11964091	TPE3489_pipe2		0.60 - 0.60	25/08/2015
11964065	TPE2680_sample1		0.00 - 0.00	25/08/2015
11964069	TPE2680_sample2		0.00 - 0.00	25/08/2015
11964074	TPE2680_sample3		0.00 - 0.00	25/08/2015
11964078	TPE2680_sample4		0.00 - 0.00	25/08/2015
11964082	TPE2680_sample5		0.00 - 0.00	25/08/2015

Only received samples which have had analysis scheduled will be shown on the following pages.

CERTIFICATE OF ANALYSIS

SDG:	150826-73	**Location:**	Coed Darcy	**Order Number:**	CD1372
Job:	H_ATKINS_LDC-452	**Customer:**	Atkins Global Ltd	**Report Number:**	328334
Client Reference:	MP69 validation	**Attention:**	Kirsty Shorter	**Superseded Report:**	

SOLID

Results Legend

X **Test**

N **No Determination Possible**

		Lab Sample No(s)	Customer Sample Reference	AGS Reference	Depth (m)	Container
EPH CWG (Aliphatic) GC (S)	All	NDPs: 0 Tests: 8				
EPH CWG (Aromatic) GC (S)	All	NDPs: 0 Tests: 8				
GRO by GC-FID (S)	All	NDPs: 0 Tests: 8				
PAH by GCMS	All	NDPs: 0 Tests: 8				
Sample description	All	NDPs: 0 Tests: 8				
TPH CWG GC (S)	All	NDPs: 0 Tests: 8				

Lab Sample No(s)	Customer Sample Reference	AGS Reference	Depth (m)	Container	EPH CWG (Aliphatic) GC (S)	EPH CWG (Aromatic) GC (S)	GRO by GC-FID (S)	PAH by GCMS	Sample description	TPH CWG GC (S)
11964054	TPE 2728_pipe7		0.00 - 0.00	250g Amber Jar (AL	X	X		X	X	X
				60g VOC (ALE215)			X			
11964086	TPE3489_pipe1		0.80 - 0.80	250g Amber Jar (AL	X	X		X	X	X
				60g VOC (ALE215)			X			
11964091	TPE3489_pipe2		0.60 - 0.60	250g Amber Jar (AL	X	X		X	X	X
				60g VOC (ALE215)			X			
11964065	TPE2680_sample1		0.00 - 0.00	250g Amber Jar (AL	X	X		X	X	X
				60g VOC (ALE215)			X			
11964069	TPE2680_sample2		0.00 - 0.00	250g Amber Jar (AL	X	X		X	X	X
				60g VOC (ALE215)			X			
11964074	TPE2680_sample3		0.00 - 0.00	250g Amber Jar (AL	X	X		X	X	X
				60g VOC (ALE215)			X			
11964078	TPE2680_sample4		0.00 - 0.00	250g Amber Jar (AL	X	X		X	X	X
				60g VOC (ALE215)			X			
11964082	TPE2680_sample5		0.00 - 0.00	250g Amber Jar (AL	X	X		X	X	X
				60g VOC (ALE215)			X			

CERTIFICATE OF ANALYSIS

SDG:	150826-73	**Location:**	Coed Darcy	**Order Number:**	CD1372
Job:	H_ATKINS_LDC-452	**Customer:**	Atkins Global Ltd	**Report Number:**	328334
Client Reference:	MP69 validation	**Attention:**	Kirsty Shorter	**Superseded Report:**	

Sample Descriptions

Grain Sizes

very fine	<0.063mm	fine	0.063mm - 0.1mm	medium	0.1mm - 2mm	coarse	2mm - 10mm	very coarse	>10mm

Lab Sample No(s)	Customer Sample Ref.	Depth (m)	Colour	Description	Grain size	Inclusions	Inclusions 2
11964054	TPE 2728_pipe7	0.00 - 0.00	Dark Brown	Sandy Clay Loam	0.1 - 2 mm	Stones	Oil/Petroleum
11964086	TPE3489_pipe1	0.80 - 0.80	Dark Brown	Sandy Clay Loam	0.1 - 2 mm	Stones	None
11964091	TPE3489_pipe2	0.60 - 0.60	Dark Brown	Sandy Clay Loam	0.1 - 2 mm	Stones	Vegetation
11964065	TPE2680_sample1	0.00 - 0.00	Dark Brown	Sandy Clay Loam	0.1 - 2 mm	Stones	Vegetation
11964069	TPE2680_sample2	0.00 - 0.00	Light Brown	Sand	0.1 - 2 mm	Stones	Vegetation
11964074	TPE2680_sample3	0.00 - 0.00	Light Brown	Sand	0.1 - 2 mm	Stones	None
11964078	TPE2680_sample4	0.00 - 0.00	Dark Brown	Sand	0.1 - 2 mm	Stones	None
11964082	TPE2680_sample5	0.00 - 0.00	Dark Brown	Sandy Loam	0.1 - 2 mm	Stones	Vegetation

These descriptions are only intended to act as a cross check if sample identities are questioned, and to provide a log of sample matrices with respect to MCERTS validation. They are not intended as full geological descriptions.

We are accredited to MCERTS for sand, clay and loam/topsoil, or any of these materials - whether these are derived from naturally ocurring soil profiles, or from fill/made ground, as long as these materials constitute the major part of the sample.

Other coarse granular materials such as concrete, gravel and brick are not accredited if they comprise the major part of the sample.

CERTIFICATE OF ANALYSIS

SDG:	150826-73	**Location:**	Coed Darcy	**Order Number:**	CD1372
Job:	H_ATKINS_LDC-452	**Customer:**	Atkins Global Ltd	**Report Number:**	328334
Client Reference:	MP69 validation	**Attention:**	Kirsty Shorter	**Superseded Report:**	

Results Legend	
#	ISO17025 accredited.
M	*m*CERTS accredited.
aq	Aqueous / settled sample.
diss.filt	Dissolved / filtered sample.
tot.unfilt	Total / unfiltered sample.
*	Subcontracted test.
**	% recovery of the surrogate standard to check the efficiency of the method. The results of individual compounds within samples aren't corrected for the recovery
(F)	Trigger breach confirmed
1-5&+§@	Sample deviation (see appendix)

Component	LOD/Units	Method	Customer Sample R	TPE 2728_pipe7	TPE3489_pipe1	TPE3489_pipe2	TPE2680_sample1	TPE2680_sample2	TPE2680_sample3
			Depth (m)	0.00 - 0.00	0.80 - 0.80	0.60 - 0.60	0.00 - 0.00	0.00 - 0.00	0.00 - 0.00
			Sample Type	Soil/Solid	Soil/Solid	Soil/Solid	Soil/Solid	Soil/Solid	Soil/Solid
			Date Sampled	25/08/2015	25/08/2015	25/08/2015	25/08/2015	25/08/2015	25/08/2015
			Sample Time	.	.	.	.	.	.
			Date Received	26/08/2015	26/08/2015	26/08/2015	26/08/2015	26/08/2015	26/08/2015
			SDG Ref	150826-73	150826-73	150826-73	150826-73	150826-73	150826-73
			Lab Sample No.(s)	11964054	11964086	11964091	11964065	11964069	11964074
			AGS Reference						
Moisture Content Ratio (% of as received sample)	%	PM024		13	21	20	15	5.5	3.8

CERTIFICATE OF ANALYSIS

SDG:	150826-73	**Location:**	Coed Darcy	**Order Number:**	CD1372
Job:	H_ATKINS_LDC-452	**Customer:**	Atkins Global Ltd	**Report Number:**	328334
Client Reference:	MP69 validation	**Attention:**	Kirsty Shorter	**Superseded Report:**	

Results Legend	
#	ISO17025 accredited.
M	*m*CERTS accredited.
aq	Aqueous / settled sample.
diss.filt	Dissolved / filtered sample.
tot.unfilt	Total / unfiltered sample.
*	Subcontracted test.
**	% recovery of the surrogate standard to check the efficiency of the method. The results of individual compounds within samples aren't corrected for the recovery
(F)	Trigger breach confirmed
1-5&+§@	Sample deviation (see appendix)

Component	LOD/Units	Method	Customer Sample R	TPE2680_sample4	TPE2680_sample5				
			Depth (m)	0.00 - 0.00	0.00 - 0.00				
			Sample Type	Soil/Solid	Soil/Solid				
			Date Sampled	25/08/2015	25/08/2015				
			Sample Time	.	.				
			Date Received	26/08/2015	26/08/2015				
			SDG Ref	150826-73	150826-73				
			Lab Sample No.(s)	11964078	11964082				
			AGS Reference						
Moisture Content Ratio (% of as received sample)	%	PM024		4.8	13				

CERTIFICATE OF ANALYSIS

SDG:	150826-73	**Location:**	Coed Darcy	**Order Number:**	CD1372
Job:	H_ATKINS_LDC-452	**Customer:**	Atkins Global Ltd	**Report Number:**	328334
Client Reference:	MP69 validation	**Attention:**	Kirsty Shorter	**Superseded Report:**	

PAH by GCMS

Results Legend

#	ISO17025 accredited.
M	*m*CERTS accredited.
aq	Aqueous / settled sample.
diss.filt	Dissolved / filtered sample.
tot.unfilt	Total / unfiltered sample.
*	Subcontracted test.
**	% recovery of the surrogate standard to check the efficiency of the method. The results of individual compounds within samples aren't corrected for the recovery
(F)	Trigger breach confirmed
1-5&+§@	Sample deviation (see appendix)

Component	LOD/Units	Method	Customer Sample R	TPE 2728_pipe7	TPE3489_pipe1	TPE3489_pipe2	TPE2680_sample1	TPE2680_sample2	TPE2680_sample3
			Depth (m)	0.00 - 0.00	0.80 - 0.80	0.60 - 0.60	0.00 - 0.00	0.00 - 0.00	0.00 - 0.00
			Sample Type	Soil/Solid	Soil/Solid	Soil/Solid	Soil/Solid	Soil/Solid	Soil/Solid
			Date Sampled	25/08/2015	25/08/2015	25/08/2015	25/08/2015	25/08/2015	25/08/2015
			Sample Time	.	.	.	.	.	.
			Date Received	26/08/2015	26/08/2015	26/08/2015	26/08/2015	26/08/2015	26/08/2015
			SDG Ref	150826-73	150826-73	150826-73	150826-73	150826-73	150826-73
			Lab Sample No.(s)	11964054	11964086	11964091	11964065	11964069	11964074
			AGS Reference						
Naphthalene-d8 % recovery**	%	TM218		93.5	93.8	105	98.1	92.6	95.5
Acenaphthene-d10 % recovery**	%	TM218		95.7	89.2	107	94.1	90.1	95.1
Phenanthrene-d10 % recovery**	%	TM218		95.8	86.9	106	92.5	89.8	94.5
Chrysene-d12 % recovery**	%	TM218		92.4	83.3	101	89.9	92.2	95.5
Perylene-d12 % recovery**	%	TM218		107	91.3	125	97.3	102	107
Naphthalene	<9 µg/kg	TM218		303 M	<9 M	463 M	<9 M	<9 M	<9 M
Acenaphthylene	<12 µg/kg	TM218		83.7 M	<12 M	87.1 M	<12 M	<12 M	15.1 M
Acenaphthene	<8 µg/kg	TM218		<8 M	<8 M	59.9 M	<8 M	<8 M	<8 M
Fluorene	<10 µg/kg	TM218		430 M	<10 M	207 M	<10 M	<10 M	<10 M
Phenanthrene	<15 µg/kg	TM218		941 M	<15 M	905 M	<15 M	43 M	53.3 M
Anthracene	<16 µg/kg	TM218		794 M	<16 M	306 M	<16 M	25.6 M	37.6 M
Fluoranthene	<17 µg/kg	TM218		159 M	<17 M	995 M	<17 M	34.8 M	29 M
Pyrene	<15 µg/kg	TM218		397 M	<15 M	992 M	<15 M	59.9 M	129 M
Benz(a)anthracene	<14 µg/kg	TM218		92.6 M	<14 M	832 M	<14 M	<14 M	<14 M
Chrysene	<10 µg/kg	TM218		124 M	<10 M	872 M	16 M	<10 M	<10 M
Benzo(b)fluoranthene	<15 µg/kg	TM218		167 M	<15 M	1500 M	39.2 M	64.4 M	35.5 M
Benzo(k)fluoranthene	<14 µg/kg	TM218		46 M	<14 M	446 M	<14 M	17.6 M	<14 M
Benzo(a)pyrene	<15 µg/kg	TM218		88.5 M	<15 M	1050 M	<15 M	30.6 M	15.9 M
Indeno(1,2,3-cd)pyrene	<18 µg/kg	TM218		71.5 M	<18 M	664 M	<18 M	30.6 M	<18 M
Dibenzo(a,h)anthracene	<23 µg/kg	TM218		<23 M	<23 M	218 M	<23 M	<23 M	<23 M
Benzo(g,h,i)perylene	<24 µg/kg	TM218		94.1 M	<24 M	1050 M	<24 M	45.8 M	<24 M
PAH, Total Detected USEPA 16	<118 µg/kg	TM218		3790	<118	10600	<118	352	315

CERTIFICATE OF ANALYSIS

SDG:	150826-73	**Location:**	Coed Darcy	**Order Number:**	CD1372
Job:	H_ATKINS_LDC-452	**Customer:**	Atkins Global Ltd	**Report Number:**	328334
Client Reference:	MP69 validation	**Attention:**	Kirsty Shorter	**Superseded Report:**	

PAH by GCMS

Results Legend	
#	ISO17025 accredited.
M	*m*CERTS accredited.
aq	Aqueous / settled sample.
diss.filt	Dissolved / filtered sample.
tot.unfilt	Total / unfiltered sample.
*	Subcontracted test.
**	% recovery of the surrogate standard to check the efficiency of the method. The results of individual compounds within samples aren't corrected for the recovery
(F)	Trigger breach confirmed
1-5&+§@	Sample deviation (see appendix)

Component	LOD/Units	Method	Customer Sample R	TPE2680_sample4	TPE2680_sample5
			Depth (m)	0.00 - 0.00	0.00 - 0.00
			Sample Type	Soil/Solid	Soil/Solid
			Date Sampled	25/08/2015	25/08/2015
			Sample Time	.	.
			Date Received	26/08/2015	26/08/2015
			SDG Ref	150826-73	150826-73
			Lab Sample No.(s)	11964078	11964082
			AGS Reference		
Naphthalene-d8 % recovery**	%	TM218		94	97.8
Acenaphthene-d10 % recovery**	%	TM218		94.6	93.5
Phenanthrene-d10 % recovery**	%	TM218		92.5	90.8
Chrysene-d12 % recovery**	%	TM218		90.9	84.3
Perylene-d12 % recovery**	%	TM218		99.8	92.4
Naphthalene	<9 µg/kg	TM218		<9 M	<9 M
Acenaphthylene	<12 µg/kg	TM218		<12 M	<12 M
Acenaphthene	<8 µg/kg	TM218		<8 M	<8 M
Fluorene	<10 µg/kg	TM218		<10 M	<10 M
Phenanthrene	<15 µg/kg	TM218		<15 M	<15 M
Anthracene	<16 µg/kg	TM218		<16 M	<16 M
Fluoranthene	<17 µg/kg	TM218		<17 M	<17 M
Pyrene	<15 µg/kg	TM218		23.3 M	<15 M
Benz(a)anthracene	<14 µg/kg	TM218		<14 M	<14 M
Chrysene	<10 µg/kg	TM218		<10 M	<10 M
Benzo(b)fluoranthene	<15 µg/kg	TM218		18.7 M	<15 M
Benzo(k)fluoranthene	<14 µg/kg	TM218		<14 M	<14 M
Benzo(a)pyrene	<15 µg/kg	TM218		<15 M	<15 M
Indeno(1,2,3-cd)pyrene	<18 µg/kg	TM218		<18 M	<18 M
Dibenzo(a,h)anthracene	<23 µg/kg	TM218		<23 M	<23 M
Benzo(g,h,i)perylene	<24 µg/kg	TM218		<24 M	<24 M
PAH, Total Detected USEPA 16	<118 µg/kg	TM218		<118	<118

CERTIFICATE OF ANALYSIS

SDG:	150826-73	**Location:**	Coed Darcy	**Order Number:**	CD1372
Job:	H_ATKINS_LDC-452	**Customer:**	Atkins Global Ltd	**Report Number:**	328334
Client Reference:	MP69 validation	**Attention:**	Kirsty Shorter	**Superseded Report:**	

TPH CWG (S)

Results Legend	
#	ISO17025 accredited.
M	*m*CERTS accredited.
aq	Aqueous / settled sample.
diss.filt	Dissolved / filtered sample.
tot.unfilt	Total / unfiltered sample.
*	Subcontracted test.
**	% recovery of the surrogate standard to check the efficiency of the method. The results of individual compounds within samples aren't corrected for the recovery
(F)	Trigger breach confirmed
1-5&+§@	Sample deviation (see appendix)

Component	LOD/Units	Method	Customer Sample R	TPE 2728_pipe7	TPE3489_pipe1	TPE3489_pipe2	TPE2680_sample1	TPE2680_sample2	TPE2680_sample3
			Depth (m)	0.00 - 0.00	0.80 - 0.80	0.60 - 0.60	0.00 - 0.00	0.00 - 0.00	0.00 - 0.00
			Sample Type	Soil/Solid	Soil/Solid	Soil/Solid	Soil/Solid	Soil/Solid	Soil/Solid
			Date Sampled	25/08/2015	25/08/2015	25/08/2015	25/08/2015	25/08/2015	25/08/2015
			Sample Time	.	.	.	.	.	.
			Date Received	26/08/2015	26/08/2015	26/08/2015	26/08/2015	26/08/2015	26/08/2015
			SDG Ref	150826-73	150826-73	150826-73	150826-73	150826-73	150826-73
			Lab Sample No.(s)	11964054	11964086	11964091	11964065	11964069	11964074
			AGS Reference						
GRO Surrogate % recovery**	%	TM089		84	69	62	93	79	83
GRO TOT (Moisture Corrected)	<44 µg/kg	TM089		136000 M	2600 M	30100 M	<176 M	<176 M	689 M
Methyl tertiary butyl ether (MTBE)	<5 µg/kg	TM089		<20 M	<20 M	<20 M	<20 M	<20 M	<20 M
Benzene	<10 µg/kg	TM089		65.6 M	<40 M	<40 M	<40 M	<40 M	<40 M
Toluene	<2 µg/kg	TM089		<8 M	<8 M	<8 M	<8 M	<8 M	<8 M
Ethylbenzene	<3 µg/kg	TM089		<12 M	<12 M	<12 M	<12 M	<12 M	<12 M
m,p-Xylene	<6 µg/kg	TM089		<24 M	<24 M	<24 M	<24 M	<24 M	<24 M
o-Xylene	<3 µg/kg	TM089		<12 M	<12 M	<12 M	<12 M	<12 M	<12 M
sum of detected mpo xylene by GC	<9 µg/kg	TM089		<9	<9	<9	<9	<9	<9
sum of detected BTEX by GC	<24 µg/kg	TM089		65.6	<24	<24	<24	<24	<24
Aliphatics >C5-C6	<10 µg/kg	TM089		2710	<40	<40	<40	<40	<40
Aliphatics >C6-C8	<10 µg/kg	TM089		19600	156	3350	<40	<40	60.3
Aliphatics >C8-C10	<10 µg/kg	TM089		27200	404	6220	<40	<40	53
Aliphatics >C10-C12	<10 µg/kg	TM089		40700	1050	9790	<40	<40	313
Aliphatics >C12-C16	<100 µg/kg	TM173		1060000	1340	295000	<100	6850	152000
Aliphatics >C16-C21	<100 µg/kg	TM173		990000	34800	679000	2070	157000	310000
Aliphatics >C21-C35	<100 µg/kg	TM173		309000	83500	1480000	5660	231000	377000
Aliphatics >C35-C44	<100 µg/kg	TM173		20800	12500	483000	<100	24200	59200
Total Aliphatics >C12-C44	<100 µg/kg	TM173		2380000	132000	2940000	7740	419000	898000
Aromatics >EC5-EC7	<10 µg/kg	TM089		65.6	<40	<40	<40	<40	<40
Aromatics >EC7-EC8	<10 µg/kg	TM089		<40	<40	<40	<40	<40	<40
Aromatics >EC8-EC10	<10 µg/kg	TM089		18100	269	4140	<40	<40	<40
Aromatics >EC10-EC12	<10 µg/kg	TM089		27100	700	6530	<40	<40	209
Aromatics >EC12-EC16	<100 µg/kg	TM173		378000	<100	52800	<100	1720	19200
Aromatics >EC16-EC21	<100 µg/kg	TM173		473000	10200	286000	<100	59700	111000
Aromatics >EC21-EC35	<100 µg/kg	TM173		176000	98300	1830000	2510	160000	232000
Aromatics >EC35-EC44	<100 µg/kg	TM173		19200	36700	728000	3120	43600	58100
Aromatics >EC40-EC44	<100 µg/kg	TM173		6750	15600	276000	1620	17400	21200
Total Aromatics >EC12-EC44	<100 µg/kg	TM173		1050000	145000	2900000	5620	265000	420000
Total Aliphatics & Aromatics >C5-C44	<100 µg/kg	TM173		3560000	280000	5870000	13400	685000	1320000

CERTIFICATE OF ANALYSIS

SDG:	150826-73	**Location:**	Coed Darcy	**Order Number:**	CD1372
Job:	H_ATKINS_LDC-452	**Customer:**	Atkins Global Ltd	**Report Number:**	328334
Client Reference:	MP69 validation	**Attention:**	Kirsty Shorter	**Superseded Report:**	

TPH CWG (S)

Results Legend	
#	ISO17025 accredited.
M	*m*CERTS accredited.
aq	Aqueous / settled sample.
diss.filt	Dissolved / filtered sample.
tot.unfilt	Total / unfiltered sample.
*	Subcontracted test.
**	% recovery of the surrogate standard to check the efficiency of the method. The results of individual compounds within samples aren't corrected for the recovery
(F)	Trigger breach confirmed
1-5&+§@	Sample deviation (see appendix)

Component	LOD/Units	Method	Customer Sample R	TPE2680_sample4	TPE2680_sample5				
			Depth (m)	0.00 - 0.00	0.00 - 0.00				
			Sample Type	Soil/Solid	Soil/Solid				
			Date Sampled	25/08/2015	25/08/2015				
			Sample Time	.	.				
			Date Received	26/08/2015	26/08/2015				
			SDG Ref	150826-73	150826-73				
			Lab Sample No.(s)	11964078	11964082				
			AGS Reference						
GRO Surrogate % recovery**	%	TM089		90	94				
GRO TOT (Moisture Corrected)	<44 µg/kg	TM089		<176 M	<176 M				
Methyl tertiary butyl ether (MTBE)	<5 µg/kg	TM089		<20 M	<20 M				
Benzene	<10 µg/kg	TM089		<40 M	<40 M				
Toluene	<2 µg/kg	TM089		<8 M	<8 M				
Ethylbenzene	<3 µg/kg	TM089		<12 M	<12 M				
m,p-Xylene	<6 µg/kg	TM089		<24 M	<24 M				
o-Xylene	<3 µg/kg	TM089		<12 M	<12 M				
sum of detected mpo xylene by GC	<9 µg/kg	TM089		<9	<9				
sum of detected BTEX by GC	<24 µg/kg	TM089		<24	<24				
Aliphatics >C5-C6	<10 µg/kg	TM089		<40	<40				
Aliphatics >C6-C8	<10 µg/kg	TM089		<40	<40				
Aliphatics >C8-C10	<10 µg/kg	TM089		<40	<40				
Aliphatics >C10-C12	<10 µg/kg	TM089		44.1	<40				
Aliphatics >C12-C16	<100 µg/kg	TM173		86300	<100				
Aliphatics >C16-C21	<100 µg/kg	TM173		152000	267				
Aliphatics >C21-C35	<100 µg/kg	TM173		123000	3120				
Aliphatics >C35-C44	<100 µg/kg	TM173		<100	<100				
Total Aliphatics >C12-C44	<100 µg/kg	TM173		361000	3380				
Aromatics >EC5-EC7	<10 µg/kg	TM089		<40	<40				
Aromatics >EC7-EC8	<10 µg/kg	TM089		<40	<40				
Aromatics >EC8-EC10	<10 µg/kg	TM089		<40	<40				
Aromatics >EC10-EC12	<10 µg/kg	TM089		<40	<40				
Aromatics >EC12-EC16	<100 µg/kg	TM173		5580	<100				
Aromatics >EC16-EC21	<100 µg/kg	TM173		44700	<100				
Aromatics >EC21-EC35	<100 µg/kg	TM173		65300	5590				
Aromatics >EC35-EC44	<100 µg/kg	TM173		8830	5370				
Aromatics >EC40-EC44	<100 µg/kg	TM173		3850	2820				
Total Aromatics >EC12-EC44	<100 µg/kg	TM173		124000	11000				
Total Aliphatics & Aromatics >C5-C44	<100 µg/kg	TM173		485000	14300				

CERTIFICATE OF ANALYSIS

SDG:	150826-73	**Location:**	Coed Darcy	**Order Number:**	CD1372
Job:	H_ATKINS_LDC-452	**Customer:**	Atkins Global Ltd	**Report Number:**	328334
Client Reference:	MP69 validation	**Attention:**	Kirsty Shorter	**Superseded Report:**	

Table of Results - Appendix

Method No	Reference	Description	Wet/Dry Sample [1]	Surrogate Corrected
PM024	Modified BS 1377	Soil preparation including homogenisation, moisture screens of soils for Asbestos Containing Material		
TM089	Modified: US EPA Methods 8020 & 602	Determination of Gasoline Range Hydrocarbons (GRO) and BTEX (MTBE) compounds by Headspace GC-FID (C4-C12)		
TM173	Analysis of Petroleum Hydrocarbons in Environmental Media – Total Petroleum Hydrocarbon Criteria	Determination of Speciated Extractable Petroleum Hydrocarbons in Soils by GC-FID		
TM218	Microwave extraction – EPA method 3546	Microwave extraction - EPA method 3546		

[1] Applies to Solid samples only. DRY indicates samples have been dried at 35°C. NA = not applicable.

CERTIFICATE OF ANALYSIS

SDG:	150826-73	**Location:**	Coed Darcy	**Order Number:**	CD1372
Job:	H_ATKINS_LDC-452	**Customer:**	Atkins Global Ltd	**Report Number:**	328334
Client Reference:	MP69 validation	**Attention:**	Kirsty Shorter	**Superseded Report:**	

Test Completion Dates

Lab Sample No(s)	11964054	11964086	11964091	11964065	11964069	11964074	11964078	11964082
Customer Sample Ref.	TPE 2728_pipe7	TPE3489_pipe1	TPE3489_pipe2	TPE2680_sample1	TPE2680_sample2	TPE2680_sample3	TPE2680_sample4	TPE2680_sample5
AGS Ref.								
Depth	0.00 - 0.00	0.80 - 0.80	0.60 - 0.60	0.00 - 0.00	0.00 - 0.00	0.00 - 0.00	0.00 - 0.00	0.00 - 0.00
Type	SOLID	SOLID	SOLID	SOLID	SOLID	SOLID	SOLID	SOLID
EPH CWG (Aliphatic) GC (S)	04-Sep-2015	04-Sep-2015	04-Sep-2015	03-Sep-2015	03-Sep-2015	03-Sep-2015	03-Sep-2015	03-Sep-2015
EPH CWG (Aromatic) GC (S)	04-Sep-2015	04-Sep-2015	04-Sep-2015	03-Sep-2015	03-Sep-2015	03-Sep-2015	03-Sep-2015	03-Sep-2015
GRO by GC-FID (S)	01-Sep-2015	01-Sep-2015	01-Sep-2015	01-Sep-2015	01-Sep-2015	01-Sep-2015	01-Sep-2015	01-Sep-2015
PAH by GCMS	03-Sep-2015	04-Sep-2015	03-Sep-2015	04-Sep-2015	03-Sep-2015	03-Sep-2015	03-Sep-2015	04-Sep-2015
Sample description	27-Aug-2015	27-Aug-2015	27-Aug-2015	27-Aug-2015	27-Aug-2015	27-Aug-2015	27-Aug-2015	27-Aug-2015
TPH CWG GC (S)	04-Sep-2015	04-Sep-2015	04-Sep-2015	03-Sep-2015	03-Sep-2015	03-Sep-2015	03-Sep-2015	03-Sep-2015

SDG:	150826-73	**Location:**	Coed Darcy	**Order Number:**	CD1372
Job:	H_ATKINS_LDC-452	**Customer:**	Atkins Global Ltd	**Report Number:**	328334
Client Reference:	MP69 validation	**Attention:**	Kirsty Shorter	**Superseded Report:**	

Appendix

General

1. Results are expressed on a dry weight basis (dried at 35ºC) for all soil analyses except for the following: NRA and CEN Leach tests, flash point LOI, pH, ammonium as NH4 by the BRE method, VOC TICS and SVOC TICS.

2. Samples will be run in duplicate upon request, but an additional charge may be incurred.

3. If sufficient sample is received a sub sample will be retained free of charge for 30 days after analysis is completed (e-mailed) for all sample types unless the sample is destroyed on testing. The prepared soil sub sample that is analysed for asbestos will be retained for a period of 6 months after the analysis date. All bulk samples will be retained for a period of 6 months after the analysis date. All samples received and not scheduled will be disposed of one month after the date of receipt unless we are instructed to the contrary. Once the initial period has expired, a storage charge will be applied for each month or part thereof until the client cancels the request for sample storage. ALcontrol Laboratories reserve the right to charge for samples received and stored but not analysed.

4. With respect to turnaround, we will always endeavour to meet client requirements wherever possible, but turnaround times cannot be absolutely guaranteed due to so many variables beyond our control.

5. We take responsibility for any test performed by sub-contractors (marked with an asterisk). We endeavour to use UKAS/MCERTS Accredited Laboratories, who either complete a quality questionnaire or are audited by ourselves. For some determinands there are no UKAS/MCERTS Accredited Laboratories, in this instance a laboratory with a known track record will be utilised.

6. When requested, the individual sub sample scheduled will be analysed in house for the presence of asbestos fibres and asbestos containing material by our documented in house method TM048 based on HSG 248 (2005), which is accredited to ISO17025. If a specific asbestos fibre type is not found this will be reported as “Not detected”. If no asbestos fibre types are found all will be reported as “Not detected” and the sub sample analysed deemed to be clear of asbestos. If an asbestos fibre type is found it will be reported as detected (for each fibre type found). Testing can be carried out on asbestos positive samples, but, due to Health and Safety considerations, may be replaced by alternative tests or reported as No Determination Possible. The quantity of asbestos present is not determined unless specifically requested.

7. If no separate volatile sample is supplied by the client, or if a headspace or sediment is present in the volatile sample, the integrity of the data may be compromised. This will be flagged up as an invalid VOC on the test schedule and the result marked as deviating on the test certificate.

8. If appropriate preserved bottles are not received preservation will take place on receipt. However, the integrity of the data may be compromised.

9. NDP -No determination possible due to insufficient/unsuitable sample.

10. Metals in water are performed on a filtered sample, and therefore represent dissolved metals -total metals must be requested separately.

11. Results relate only to the items tested.

12. LODs for wet tests reported on a dry weight basis are not corrected for moisture content.

13. **Surrogate recoveries** - Surrogates are added to your sample to monitor recovery of the test requested. A % recovery is reported, results are not corrected for the recovery measured. Typical recoveries for organics tests are 70-130%, they are generally wider for volatiles analysis, 50-150%. Recoveries in soils are affected by organic rich or clay rich matrices. Waters can be affected by remediation fluids or high amounts of sediment. Test results are only ever reported if all of the associated quality checks pass; it is assumed that all recoveries outside of the values above are due to matrix affect.

14. **Product analyses** -Organic analyses on products can only be semi-quantitative due to the matrix effects and high dilution factors employed.

15. Phenols monohydric by HPLC include phenol, cresols (2-Methylphenol, 3-Methylphenol and 4-Methylphenol) and Xylenols (2,3 Dimethylphenol, 2,4 Dimethylphenol, 2,5 Dimethylphenol, 2,6 Dimethylphenol, 3,4 Dimethyphenol, 3,5 Dimethylphenol).

16. Total of 5 speciated phenols by HPLC includes Phenol, 2,3,5-Trimethyl Phenol, 2-Isopropylphenol, Cresols and Xylenols (as detailed in 15).

17. Stones/debris are not routinely removed. We always endeavour to take a representative sub sample from the received sample.

18. In certain circumstances the method detection limit may be elevated due to the sample being outside the calibration range. Other factors that may contribute to this include possible interferences. In both cases the sample would be diluted which would cause the method detection limit to be raised.

19. Mercury results quoted on soils will not include volatile mercury as the analysis is performed on a dried and crushed sample.

20. For the BSEN 12457-3 two batch process to allow the cumulative release to be calculated, the volume of the leachate produced is measured and filtered for all tests. We therefore cannot carry out any unfiltered analysis. The tests affected include volatiles GCFID/GCMS and all subcontracted analysis.

21. For all leachate preparations (NRA, DIN, TCLP, BSEN 12457-1, 2, 3) volatile loss may occur, as we do not employ zero headspace extraction.

22. We are accredited to MCERTS for sand, clay and loam/topsoil, or any of these materials - whether these are derived from naturally occurring soil profiles, or from fill/made ground, as long as these materials constitute the major part of the sample. Other coarse granular material such as concrete, gravel and brick are not accredited if they comprise the major part of the sample.

23. Analysis and identification of specific compounds using GCFID is by retention time only, and we routinely calibrate and quantify for benzene, toluene, ethylbenzenes and xylenes (BTEX). For total volatiles in the C5-C12 range, the total area of the chromatogram is integrated and expressed as ug/kg or ug/l. Although this analysis is commonly used for the quantification of gasoline range organics (GRO), the system will also detect other compounds such as chlorinated solvents, and this may lead to a falsely high result with respect to hydrocarbons only. It is not possible to specifically identify these non-hydrocarbons, as standards are not routinely run for any other compounds, and for more definitive identification, volatiles by GCMS should be utilised.

Sample Deviations

1	Container with Headspace provided for volatiles analysis
2	Incorrect container received
3	Deviation from method
4	Holding time exceeded before sample received
5	Samples exceeded holding time before presevation was performed
§	Sampled on date not provided
♦	Sample holding time exceeded in laboratory
@	Sample holding time exceeded due to sampled on date
&	Sample Holding Time exceeded - Late arrival of instructions.

Asbestos

Identification of Asbestos in Bulk Materials & Soils

The results for identification of asbestos in bulk materials are obtained from supplied bulk materials which have been examined to determine the presence of asbestos fibres using Alcontrol Laboratories (Hawarden) in-house method of transmitted/polarised light microscopy and central stop dispersion staining, based on HSG 248 (2005).

The results for identification of asbestos in soils are obtained from a homogenised sub sample which has been examined to determine the presence of asbestos fibres using Alcontrol Laboratories (Hawarden) in-house method of transmitted/polarised light microscopy and central stop dispersion staining, based on HSG 248 (2005).

Asbestos Type	Common Name
Chrysotile	White Asbestos
Amosite	Brown Asbestos
Crocidolite	Blue Asbestos
Fibrous Actinolite	-
Fibrous Anthophyllite	-
Fibrous Tremolite	-

Visual Estimation Of Fibre Content

Estimation of fibre content is not permitted as part of our UKAS accredited test other than: - Trace - Where only one or two asbestos fibres were identified.

Further guidance on typical asbestos fibre content of manufactured products can be found in HSG 264.

The identification of asbestos containing materials and soils falls within our schedule of tests for which we hold UKAS accreditation, however opinions, interpretations and all other information contained in the report are outside the scope of UKAS accreditation.

ALcontrol Laboratories

Unit 7-8 Hawarden Business Park
Manor Road (off Manor Lane)
Hawarden
Deeside
CH5 3US
Tel: (01244) 528700
Fax: (01244) 528701
email: mkt@alcontrol.com
Website: www.alcontrol.com

Atkins Global Ltd
Project Jonah site office
Llan Coed House
Suite 24
Coed Darcy
Llandarcy
SA10 6HJ

Attention: Barney Irlam

CERTIFICATE OF ANALYSIS

Date:	03 September 2015
Customer:	H_ATKINS_LDC
Sample Delivery Group (SDG):	150822-55
Your Reference:	MP69 pipe removal
Location:	Coed Darcy
Report No:	328064

We received 14 samples on Saturday August 22, 2015 and 14 of these samples were scheduled for analysis which was completed on Thursday September 03, 2015. Accredited laboratory tests are defined within the report, but opinions, interpretations and on-site data expressed herein are outside the scope of ISO 17025 accreditation.

Should this report require incorporation into client reports, it must be used in its entirety and not simply with the data sections alone.

All chemical testing (unless subcontracted) is performed at ALcontrol Hawarden Laboratories.

Approved By:



Sonia McWhan

Operations Manager

Alcontrol Laboratories is a trading division of ALcontrol UK Limited
Registered Office: Units 7 & 8 Hawarden Business Park, Manor Road, Hawarden, Deeside, CH5 3US. Registered in England and Wales No.

CERTIFICATE OF ANALYSIS

SDG:	150822-55	**Location:**	Coed Darcy	**Order Number:**	CD1367
Job:	H_ATKINS_LDC-449	**Customer:**	Atkins Global Ltd	**Report Number:**	328064
Client Reference:	MP69 pipe removal	**Attention:**	Barney Irlam	**Superseded Report:**	

Received Sample Overview

Lab Sample No(s)	Customer Sample Ref.	AGS Ref.	Depth (m)	Sampled Date
11944472	surface pipe S1		0.00 - 0.00	19/08/2015
11944491	surface pipe S2		0.00 - 0.00	19/08/2015
11944494	surface pipe S3		0.00 - 0.00	19/08/2015
11944496	surface pipe S4		0.00 - 0.00	19/08/2015
11944499	TPE3405 Pipe A S1		0.00 - 0.00	20/08/2015
11944502	TPE3405 Pipe A S2		0.00 - 0.00	20/08/2015
11944506	TPE3405 Pipe B S1		0.00 - 0.00	20/08/2015
11944509	TPE3405 Pipe B S2		0.00 - 0.00	20/08/2015
11944512	TPE3405 Pipe B S3		0.00 - 0.00	20/08/2015
11944475	TPE3405 Pipe C S1		0.00 - 0.00	20/08/2015
11944478	TPE3405 Pipe C S2		0.00 - 0.00	20/08/2015
11944482	TPE3405 Pipe C S3		0.00 - 0.00	20/08/2015
11944485	TPE3405 Pipe C S4		0.00 - 0.00	20/08/2015
11944488	TPE3405 Pipe C S5		0.00 - 0.00	20/08/2015

Only received samples which have had analysis scheduled will be shown on the following pages.

ALcontrol Laboratories

Validated

CERTIFICATE OF ANALYSIS

SDG:	150822-55	**Location:**	Coed Darcy	**Order Number:**	CD1367
Job:	H_ATKINS_LDC-449	**Customer:**	Atkins Global Ltd	**Report Number:**	328064
Client Reference:	MP69 pipe removal	**Attention:**	Barney Irlam	**Superseded Report:**	

SOLID

Results Legend

X Test

N No Determination Possible

	Lab Sample No(s)		11944472		11944491		11944494		11944496		11944499		11944502		11944506		11944509		11944512		11944475		11944478		11944482		11944485		11944488	
	Customer Sample Reference		surface pipe S1		surface pipe S2		surface pipe S3		surface pipe S4		TPE3405 Pipe A S1		TPE3405 Pipe A S2		TPE3405 Pipe B S1		TPE3405 Pipe B S2		TPE3405 Pipe B S3		TPE3405 Pipe C S1		TPE3405 Pipe C S2		TPE3405 Pipe C S3		TPE3405 Pipe C S4		TPE3405 Pipe C S5	
	AGS Reference																													
	Depth (m)		0.00 - 0.00		0.00 - 0.00		0.00 - 0.00		0.00 - 0.00		0.00 - 0.00		0.00 - 0.00		0.00 - 0.00		0.00 - 0.00		0.00 - 0.00		0.00 - 0.00		0.00 - 0.00		0.00 - 0.00		0.00 - 0.00		0.00 - 0.00	
	Container		250g Amber Jar (AL	60g VOC (ALE215)	250g Amber Jar (AL	60g VOC (ALE215)	250g Amber Jar (AL	60g VOC (ALE215)	250g Amber Jar (AL	60g VOC (ALE215)	250g Amber Jar (AL	60g VOC (ALE215)	250g Amber Jar (AL	60g VOC (ALE215)	250g Amber Jar (AL	60g VOC (ALE215)	250g Amber Jar (AL	60g VOC (ALE215)	250g Amber Jar (AL	60g VOC (ALE215)	250g Amber Jar (AL	60g VOC (ALE215)	250g Amber Jar (AL	60g VOC (ALE215)	250g Amber Jar (AL	60g VOC (ALE215)	250g Amber Jar (AL	60g VOC (ALE215)	250g Amber Jar (AL	60g VOC (ALE215)
EPH CWG (Aliphatic) GC (S)	All	NDPs: 0 Tests: 14	X		X		X		X		X		X		X		X		X		X		X		X		X		X	
EPH CWG (Aromatic) GC (S)	All	NDPs: 0 Tests: 14	X		X		X		X		X		X		X		X		X		X		X		X		X		X	
GRO by GC-FID (S)	All	NDPs: 0 Tests: 14		X		X		X		X		X		X		X		X		X		X		X		X		X		X
PAH by GCMS	All	NDPs: 0 Tests: 14	X		X		X		X		X		X		X		X		X		X		X		X		X		X	
Sample description	All	NDPs: 0 Tests: 14	X		X		X		X		X		X		X		X		X		X		X		X		X		X	
Total Organic Carbon	All	NDPs: 0 Tests: 4	X		X		X		X																					
TPH CWG GC (S)	All	NDPs: 0 Tests: 14	X		X		X		X		X		X		X		X		X		X		X		X		X		X	

09:22:23 03/09/2015

CERTIFICATE OF ANALYSIS

SDG:	150822-55	**Location:**	Coed Darcy	**Order Number:**	CD1367
Job:	H_ATKINS_LDC-449	**Customer:**	Atkins Global Ltd	**Report Number:**	328064
Client Reference:	MP69 pipe removal	**Attention:**	Barney Irlam	**Superseded Report:**	

Sample Descriptions

Grain Sizes

very fine	<0.063mm	fine	0.063mm - 0.1mm	medium	0.1mm - 2mm	coarse	2mm - 10mm	very coarse	>10mm

Lab Sample No(s)	Customer Sample Ref.	Depth (m)	Colour	Description	Grain size	Inclusions	Inclusions 2
11944472	surface pipe S1	0.00 - 0.00	Dark Brown	Sand	0.1 - 2 mm	Stones	Vegetation
11944491	surface pipe S2	0.00 - 0.00	Dark Brown	Sand	0.1 - 2 mm	Stones	Vegetation
11944494	surface pipe S3	0.00 - 0.00	Dark Brown	Sandy Loam	0.1 - 2 mm	Stones	Oil/Petroleum
11944496	surface pipe S4	0.00 - 0.00	Dark Brown	Sandy Clay	0.1 - 2 mm	Stones	None
11944499	TPE3405 Pipe A S1	0.00 - 0.00	Dark Brown	Sandy Clay Loam	0.1 - 2 mm	Stones	Vegetation
11944502	TPE3405 Pipe A S2	0.00 - 0.00	Dark Brown	Sandy Silt Loam	0.1 - 2 mm	Stones	Vegetation
11944506	TPE3405 Pipe B S1	0.00 - 0.00	Dark Brown	Silty Clay	0.063 - 0.1 mm	Stones	None
11944509	TPE3405 Pipe B S2	0.00 - 0.00	Dark Brown	Sandy Clay Loam	0.1 - 2 mm	Stones	Vegetation
11944512	TPE3405 Pipe B S3	0.00 - 0.00	Dark Brown	Sandy Silt Loam	0.1 - 2 mm	Stones	Oil/Petroleum
11944475	TPE3405 Pipe C S1	0.00 - 0.00	Dark Brown	Sandy Loam	0.1 - 2 mm	Stones	Vegetation
11944478	TPE3405 Pipe C S2	0.00 - 0.00	Dark Brown	Sandy Loam	0.1 - 2 mm	Stones	Vegetation
11944482	TPE3405 Pipe C S3	0.00 - 0.00	Dark Brown	Sand	0.1 - 2 mm	Stones	Vegetation
11944485	TPE3405 Pipe C S4	0.00 - 0.00	Dark Brown	Sandy Clay Loam	0.1 - 2 mm	Stones	None
11944488	TPE3405 Pipe C S5	0.00 - 0.00	Dark Brown	Sandy Clay	0.1 - 2 mm	Stones	None

These descriptions are only intended to act as a cross check if sample identities are questioned, and to provide a log of sample matrices with respect to MCERTS validation. They are not intended as full geological descriptions.

We are accredited to MCERTS for sand, clay and loam/topsoil, or any of these materials - whether these are derived from naturally ocurring soil profiles, or from fill/made ground, as long as these materials constitute the major part of the sample.

Other coarse granular materials such as concrete, gravel and brick are not accredited if they comprise the major part of the sample.

CERTIFICATE OF ANALYSIS

SDG:	150822-55	**Location:**	Coed Darcy	**Order Number:**	CD1367
Job:	H_ATKINS_LDC-449	**Customer:**	Atkins Global Ltd	**Report Number:**	328064
Client Reference:	MP69 pipe removal	**Attention:**	Barney Irlam	**Superseded Report:**	

Results Legend	
#	ISO17025 accredited.
M	*m*CERTS accredited.
aq	Aqueous / settled sample.
diss.filt	Dissolved / filtered sample.
tot.unfilt	Total / unfiltered sample.
*	Subcontracted test.
**	% recovery of the surrogate standard to check the efficiency of the method. The results of individual compounds within samples aren't corrected for the recovery
(F)	Trigger breach confirmed
1-5&+§@	Sample deviation (see appendix)

Component	LOD/Units	Method	Customer Sample R	surface pipe S1	surface pipe S2	surface pipe S3	surface pipe S4	TPE3405 Pipe A S1	TPE3405 Pipe A S2
			Depth (m)	0.00 - 0.00	0.00 - 0.00	0.00 - 0.00	0.00 - 0.00	0.00 - 0.00	0.00 - 0.00
			Sample Type	Soil/Solid	Soil/Solid	Soil/Solid	Soil/Solid	Soil/Solid	Soil/Solid
			Date Sampled	19/08/2015	19/08/2015	19/08/2015	19/08/2015	20/08/2015	20/08/2015
			Sample Time	.	.	.	.	.	.
			Date Received	22/08/2015	22/08/2015	22/08/2015	22/08/2015	22/08/2015	22/08/2015
			SDG Ref	150822-55	150822-55	150822-55	150822-55	150822-55	150822-55
			Lab Sample No.(s)	11944472	11944491	11944494	11944496	11944499	11944502
			AGS Reference						
Moisture Content Ratio (% of as received sample)	%	PM024		10	11	11	12	20	16
Soil Organic Matter (SOM)	<0.35 %	TM132		3.28 #	0.884 #	3.52 #	3.79 #		

CERTIFICATE OF ANALYSIS

SDG:	150822-55	**Location:**	Coed Darcy	**Order Number:**	CD1367
Job:	H_ATKINS_LDC-449	**Customer:**	Atkins Global Ltd	**Report Number:**	328064
Client Reference:	MP69 pipe removal	**Attention:**	Barney Irlam	**Superseded Report:**	

Results Legend	
#	ISO17025 accredited.
M	*m*CERTS accredited.
aq	Aqueous / settled sample.
diss.filt	Dissolved / filtered sample.
tot.unfilt	Total / unfiltered sample.
*	Subcontracted test.
**	% recovery of the surrogate standard to check the efficiency of the method. The results of individual compounds within samples aren't corrected for the recovery
(F)	Trigger breach confirmed
1-5&+§@	Sample deviation (see appendix)

Component	LOD/Units	Method	Customer Sample R	TPE3405 Pipe B S1	TPE3405 Pipe B S2	TPE3405 Pipe B S3	TPE3405 Pipe C S1	TPE3405 Pipe C S2	TPE3405 Pipe C S3
			Depth (m)	0.00 - 0.00	0.00 - 0.00	0.00 - 0.00	0.00 - 0.00	0.00 - 0.00	0.00 - 0.00
			Sample Type	Soil/Solid	Soil/Solid	Soil/Solid	Soil/Solid	Soil/Solid	Soil/Solid
			Date Sampled	20/08/2015	20/08/2015	20/08/2015	20/08/2015	20/08/2015	20/08/2015
			Sample Time	.	.	.	.	.	.
			Date Received	22/08/2015	22/08/2015	22/08/2015	22/08/2015	22/08/2015	22/08/2015
			SDG Ref	150822-55	150822-55	150822-55	150822-55	150822-55	150822-55
			Lab Sample No.(s)	11944506	11944509	11944512	11944475	11944478	11944482
			AGS Reference						
Moisture Content Ratio (% of as received sample)	%	PM024		16	16	12	19	14	10

CERTIFICATE OF ANALYSIS

SDG:	150822-55	**Location:**	Coed Darcy	**Order Number:**	CD1367
Job:	H_ATKINS_LDC-449	**Customer:**	Atkins Global Ltd	**Report Number:**	328064
Client Reference:	MP69 pipe removal	**Attention:**	Barney Irlam	**Superseded Report:**	

Results Legend	
#	ISO17025 accredited.
M	*m*CERTS accredited.
aq	Aqueous / settled sample.
diss.filt	Dissolved / filtered sample.
tot.unfilt	Total / unfiltered sample.
*	Subcontracted test.
**	% recovery of the surrogate standard to check the efficiency of the method. The results of individual compounds within samples aren't corrected for the recovery
(F)	Trigger breach confirmed
1-5&+§@	Sample deviation (see appendix)

Component	LOD/Units	Method	Customer Sample R	TPE3405 Pipe C S4	TPE3405 Pipe C S5				
			Depth (m)	0.00 - 0.00	0.00 - 0.00				
			Sample Type	Soil/Solid	Soil/Solid				
			Date Sampled	20/08/2015	20/08/2015				
			Sample Time	.	.				
			Date Received	22/08/2015	22/08/2015				
			SDG Ref	150822-55	150822-55				
			Lab Sample No.(s)	11944485	11944488				
			AGS Reference						
Moisture Content Ratio (% of as received sample)	%	PM024		17	20				

CERTIFICATE OF ANALYSIS

SDG:	150822-55	**Location:**	Coed Darcy	**Order Number:**	CD1367
Job:	H_ATKINS_LDC-449	**Customer:**	Atkins Global Ltd	**Report Number:**	328064
Client Reference:	MP69 pipe removal	**Attention:**	Barney Irlam	**Superseded Report:**	

PAH by GCMS

Results Legend	
#	ISO17025 accredited.
M	*m*CERTS accredited.
aq	Aqueous / settled sample.
diss.filt	Dissolved / filtered sample.
tot.unfilt	Total / unfiltered sample.
*	Subcontracted test.
**	% recovery of the surrogate standard to check the efficiency of the method. The results of individual compounds within samples aren't corrected for the recovery
(F)	Trigger breach confirmed
1-5&+§@	Sample deviation (see appendix)

Component	LOD/Units	Method	Customer Sample R	surface pipe S1	surface pipe S2	surface pipe S3	surface pipe S4	TPE3405 Pipe A S1	TPE3405 Pipe A S2
			Depth (m)	0.00 - 0.00	0.00 - 0.00	0.00 - 0.00	0.00 - 0.00	0.00 - 0.00	0.00 - 0.00
			Sample Type	Soil/Solid	Soil/Solid	Soil/Solid	Soil/Solid	Soil/Solid	Soil/Solid
			Date Sampled	19/08/2015	19/08/2015	19/08/2015	19/08/2015	20/08/2015	20/08/2015
			Sample Time	.	.	.	.	.	.
			Date Received	22/08/2015	22/08/2015	22/08/2015	22/08/2015	22/08/2015	22/08/2015
			SDG Ref	150822-55	150822-55	150822-55	150822-55	150822-55	150822-55
			Lab Sample No.(s)	11944472	11944491	11944494	11944496	11944499	11944502
			AGS Reference						
Naphthalene-d8 % recovery**	%	TM218		99.9	97.9	94	96.5	96.2	94.8
Acenaphthene-d10 % recovery**	%	TM218		96.9	92.9	96.9	97.3	94.9	94.6
Phenanthrene-d10 % recovery**	%	TM218		98.8	89.9	99.8	100	93.8	95.6
Chrysene-d12 % recovery**	%	TM218		99	81.7	102	102	95.2	98.4
Perylene-d12 % recovery**	%	TM218		108	78	114	112	106	109
Naphthalene	<9 µg/kg	TM218		50.3 M	<9 M	1030 M	482 M	285 M	729 M
Acenaphthylene	<12 µg/kg	TM218		<12 M	<12 M	36.9 M	24.8 M	32.6 M	16.4 M
Acenaphthene	<8 µg/kg	TM218		38.1 M	<8 M	202 M	109 M	58.7 M	332 M
Fluorene	<10 µg/kg	TM218		38.5 M	<10 M	304 M	187 M	70.3 M	575 M
Phenanthrene	<15 µg/kg	TM218		526 M	23.7 M	661 M	491 M	449 M	1160 M
Anthracene	<16 µg/kg	TM218		141 M	<16 M	192 M	161 M	115 M	312 M
Fluoranthene	<17 µg/kg	TM218		853 M	56.9 M	547 M	461 M	837 M	289 M
Pyrene	<15 µg/kg	TM218		673 M	52.8 M	498 M	406 M	712 M	585 M
Benz(a)anthracene	<14 µg/kg	TM218		417 M	34.7 M	292 M	278 M	653 M	160 M
Chrysene	<10 µg/kg	TM218		396 M	50.5 M	345 M	319 M	615 M	185 M
Benzo(b)fluoranthene	<15 µg/kg	TM218		407 M	55.9 M	461 M	397 M	1290 M	210 M
Benzo(k)fluoranthene	<14 µg/kg	TM218		210 M	24.8 M	147 M	162 M	428 M	61.2 M
Benzo(a)pyrene	<15 µg/kg	TM218		392 M	37.5 M	337 M	343 M	878 M	129 M
Indeno(1,2,3-cd)pyrene	<18 µg/kg	TM218		212 M	28.2 M	185 M	205 M	583 M	74.2 M
Dibenzo(a,h)anthracene	<23 µg/kg	TM218		70.3 M	<23 M	65.2 M	68.5 M	212 M	30 M
Benzo(g,h,i)perylene	<24 µg/kg	TM218		281 M	37.7 M	242 M	268 M	663 M	86 M
PAH, Total Detected USEPA 16	<118 µg/kg	TM218		4710	403	5550	4360	7880	4930

CERTIFICATE OF ANALYSIS

SDG:	150822-55	**Location:**	Coed Darcy	**Order Number:**	CD1367
Job:	H_ATKINS_LDC-449	**Customer:**	Atkins Global Ltd	**Report Number:**	328064
Client Reference:	MP69 pipe removal	**Attention:**	Barney Irlam	**Superseded Report:**	

PAH by GCMS

Results Legend	
#	ISO17025 accredited.
M	*m*CERTS accredited.
aq	Aqueous / settled sample.
diss.filt	Dissolved / filtered sample.
tot.unfilt	Total / unfiltered sample.
*	Subcontracted test.
**	% recovery of the surrogate standard to check the efficiency of the method. The results of individual compounds within samples aren't corrected for the recovery
(F)	Trigger breach confirmed
1-5&+§@	Sample deviation (see appendix)

Component	LOD/Units	Method	Customer Sample R	TPE3405 Pipe B S1	TPE3405 Pipe B S2	TPE3405 Pipe B S3	TPE3405 Pipe C S1	TPE3405 Pipe C S2	TPE3405 Pipe C S3
			Depth (m)	0.00 - 0.00	0.00 - 0.00	0.00 - 0.00	0.00 - 0.00	0.00 - 0.00	0.00 - 0.00
			Sample Type	Soil/Solid	Soil/Solid	Soil/Solid	Soil/Solid	Soil/Solid	Soil/Solid
			Date Sampled	20/08/2015	20/08/2015	20/08/2015	20/08/2015	20/08/2015	20/08/2015
			Sample Time	.	.	.	.	.	.
			Date Received	22/08/2015	22/08/2015	22/08/2015	22/08/2015	22/08/2015	22/08/2015
			SDG Ref	150822-55	150822-55	150822-55	150822-55	150822-55	150822-55
			Lab Sample No.(s)	11944506	11944509	11944512	11944475	11944478	11944482
			AGS Reference						
Naphthalene-d8 % recovery**	%	TM218		100	106	94.3	89.2	101	93
Acenaphthene-d10 % recovery**	%	TM218		99.5	106	94.4	87.5	99.6	90.5
Phenanthrene-d10 % recovery**	%	TM218		101	106	94.3	85.5	99.3	89.6
Chrysene-d12 % recovery**	%	TM218		91.7	108	95.9	86	105	86.1
Perylene-d12 % recovery**	%	TM218		94.6	119	108	94.1	118	96.5
Naphthalene	<9 µg/kg	TM218		<9 M	727 M	757 M	830 M	1030 M	40.4 M
Acenaphthylene	<12 µg/kg	TM218		<12 M	63.7 M	40.3 M	296 M	332 M	<12 M
Acenaphthene	<8 µg/kg	TM218		15 M	57.1 M	604 M	128 M	3110 M	16.7 M
Fluorene	<10 µg/kg	TM218		<10 M	91.3 M	855 M	83.5 M	2070 M	14.9 M
Phenanthrene	<15 µg/kg	TM218		68.5 M	338 M	1400 M	827 M	8750 M	147 M
Anthracene	<16 µg/kg	TM218		20.8 M	209 M	312 M	588 M	2390 M	29 M
Fluoranthene	<17 µg/kg	TM218		139 M	459 M	356 M	1180 M	12300 M	245 M
Pyrene	<15 µg/kg	TM218		118 M	531 M	371 M	1090 M	9250 M	199 M
Benz(a)anthracene	<14 µg/kg	TM218		52.8 M	456 M	118 M	545 M	8750 M	151 M
Chrysene	<10 µg/kg	TM218		54.2 M	599 M	142 M	534 M	7360 M	175 M
Benzo(b)fluoranthene	<15 µg/kg	TM218		54.3 M	973 M	111 M	850 M	10700 M	283 M
Benzo(k)fluoranthene	<14 µg/kg	TM218		<14 M	285 M	33.8 M	280 M	4210 M	100 M
Benzo(a)pyrene	<15 µg/kg	TM218		34.4 M	557 M	82.7 M	635 M	9550 M	216 M
Indeno(1,2,3-cd)pyrene	<18 µg/kg	TM218		<18 M	333 M	35.5 M	393 M	4970 M	137 M
Dibenzo(a,h)anthracene	<23 µg/kg	TM218		<23 M	124 M	<23 M	135 M	2070 M	46.3 M
Benzo(g,h,i)perylene	<24 µg/kg	TM218		<24 M	359 M	46.9 M	454 M	5570 M	178 M
PAH, Total Detected USEPA 16	<118 µg/kg	TM218		557	6160	5270	8840	92400	1980

CERTIFICATE OF ANALYSIS

SDG:	150822-55	**Location:**	Coed Darcy	**Order Number:**	CD1367
Job:	H_ATKINS_LDC-449	**Customer:**	Atkins Global Ltd	**Report Number:**	328064
Client Reference:	MP69 pipe removal	**Attention:**	Barney Irlam	**Superseded Report:**	

PAH by GCMS

Results Legend	
#	ISO17025 accredited.
M	*m*CERTS accredited.
aq	Aqueous / settled sample.
diss.filt	Dissolved / filtered sample.
tot.unfilt	Total / unfiltered sample.
*	Subcontracted test.
**	% recovery of the surrogate standard to check the efficiency of the method. The results of individual compounds within samples aren't corrected for the recovery
(F)	Trigger breach confirmed
1-5&+§@	Sample deviation (see appendix)

Component	LOD/Units	Method	Customer Sample R	TPE3405 Pipe C S4	TPE3405 Pipe C S5				
			Depth (m)	0.00 - 0.00	0.00 - 0.00				
			Sample Type	Soil/Solid	Soil/Solid				
			Date Sampled	20/08/2015	20/08/2015				
			Sample Time	.	.				
			Date Received	22/08/2015	22/08/2015				
			SDG Ref	150822-55	150822-55				
			Lab Sample No.(s)	11944485	11944488				
			AGS Reference						
Naphthalene-d8 % recovery**	%	TM218		112	107				
Acenaphthene-d10 % recovery**	%	TM218		111	99.8				
Phenanthrene-d10 % recovery**	%	TM218		110	96.9				
Chrysene-d12 % recovery**	%	TM218		111	97.1				
Perylene-d12 % recovery**	%	TM218		126	94.1				
Naphthalene	<9 µg/kg	TM218		126 M	199 M				
Acenaphthylene	<12 µg/kg	TM218		27.1 M	31.1 M				
Acenaphthene	<8 µg/kg	TM218		71.3 M	54.4 M				
Fluorene	<10 µg/kg	TM218		67.2 M	78.2 M				
Phenanthrene	<15 µg/kg	TM218		485 M	558 M				
Anthracene	<16 µg/kg	TM218		115 M	170 M				
Fluoranthene	<17 µg/kg	TM218		974 M	827 M				
Pyrene	<15 µg/kg	TM218		850 M	705 M				
Benz(a)anthracene	<14 µg/kg	TM218		779 M	442 M				
Chrysene	<10 µg/kg	TM218		689 M	517 M				
Benzo(b)fluoranthene	<15 µg/kg	TM218		1210 M	864 M				
Benzo(k)fluoranthene	<14 µg/kg	TM218		403 M	341 M				
Benzo(a)pyrene	<15 µg/kg	TM218		982 M	516 M				
Indeno(1,2,3-cd)pyrene	<18 µg/kg	TM218		558 M	414 M				
Dibenzo(a,h)anthracene	<23 µg/kg	TM218		209 M	163 M				
Benzo(g,h,i)perylene	<24 µg/kg	TM218		681 M	550 M				
PAH, Total Detected USEPA 16	<118 µg/kg	TM218		8230	6430				

CERTIFICATE OF ANALYSIS

SDG:	150822-55	**Location:**	Coed Darcy	**Order Number:**	CD1367
Job:	H_ATKINS_LDC-449	**Customer:**	Atkins Global Ltd	**Report Number:**	328064
Client Reference:	MP69 pipe removal	**Attention:**	Barney Irlam	**Superseded Report:**	

TPH CWG (S)

Results Legend

#	ISO17025 accredited.
M	*m*CERTS accredited.
aq	Aqueous / settled sample.
diss.filt	Dissolved / filtered sample.
tot.unfilt	Total / unfiltered sample.
*	Subcontracted test.
**	% recovery of the surrogate standard to check the efficiency of the method. The results of individual compounds within samples aren't corrected for the recovery
(F)	Trigger breach confirmed
1-5&+§@	Sample deviation (see appendix)

Component	LOD/Units	Method	Customer Sample R	surface pipe S1	surface pipe S2	surface pipe S3	surface pipe S4	TPE3405 Pipe A S1	TPE3405 Pipe A S2
			Depth (m)	0.00 - 0.00	0.00 - 0.00	0.00 - 0.00	0.00 - 0.00	0.00 - 0.00	0.00 - 0.00
			Sample Type	Soil/Solid	Soil/Solid	Soil/Solid	Soil/Solid	Soil/Solid	Soil/Solid
			Date Sampled	19/08/2015	19/08/2015	19/08/2015	19/08/2015	20/08/2015	20/08/2015
			Sample Time	.	.	.	.	.	.
			Date Received	22/08/2015	22/08/2015	22/08/2015	22/08/2015	22/08/2015	22/08/2015
			SDG Ref	150822-55	150822-55	150822-55	150822-55	150822-55	150822-55
			Lab Sample No.(s)	11944472	11944491	11944494	11944496	11944499	11944502
			AGS Reference						
GRO Surrogate % recovery**	%	TM089		67	92	70	73	66	74
GRO TOT (Moisture Corrected)	<44 µg/kg	TM089		<176 M	<176 M	234000 M	178000 M	1910 M	61700 M
Methyl tertiary butyl ether (MTBE)	<5 µg/kg	TM089		<20 M	<20 M	<20 M	<20 M	<20 M	<20 M
Benzene	<10 µg/kg	TM089		<40 M	<40 M	<40 M	<40 M	<40 M	<40 M
Toluene	<2 µg/kg	TM089		<8 M	<8 M	<8 M	<8 M	<8 M	<8 M
Ethylbenzene	<3 µg/kg	TM089		<12 M	<12 M	<12 M	<12 M	<12 M	<12 M
m,p-Xylene	<6 µg/kg	TM089		<24 M	<24 M	<24 M	<24 M	<24 M	<24 M
o-Xylene	<3 µg/kg	TM089		<12 M	<12 M	<12 M	<12 M	<12 M	<12 M
sum of detected mpo xylene by GC	<9 µg/kg	TM089		<9	<9	<9	<9	<9	<9
sum of detected BTEX by GC	<24 µg/kg	TM089		<24	<24	<24	<24	<24	<24
Aliphatics >C5-C6	<10 µg/kg	TM089		<40	<40	<40	<40	<40	109
Aliphatics >C6-C8	<10 µg/kg	TM089		<40	<40	3860	4100	242	12400
Aliphatics >C8-C10	<10 µg/kg	TM089		<40	<40	56300	38000	641	20000
Aliphatics >C10-C12	<10 µg/kg	TM089		<40	<40	82000	66200	346	9450
Aliphatics >C12-C16	<100 µg/kg	TM173		2560	<100	659000	442000	28300	129000
Aliphatics >C16-C21	<100 µg/kg	TM173		15000	<100	281000	265000	62300	128000
Aliphatics >C21-C35	<100 µg/kg	TM173		49500	1980	429000	292000	112000	81200
Aliphatics >C35-C44	<100 µg/kg	TM173		9210	793	238000	133000	35900	7950
Total Aliphatics >C12-C44	<100 µg/kg	TM173		76200	2770	1610000	1130000	238000	346000
Aromatics >EC5-EC7	<10 µg/kg	TM089		<40	<40	<40	<40	<40	46.4
Aromatics >EC7-EC8	<10 µg/kg	TM089		<40	<40	<40	<40	<40	<40
Aromatics >EC8-EC10	<10 µg/kg	TM089		<40	<40	37600	25400	428	13300
Aromatics >EC10-EC12	<10 µg/kg	TM089		<40	<40	54700	44100	231	6300
Aromatics >EC12-EC16	<100 µg/kg	TM173		1350	<100	305000	168000	4560	41400
Aromatics >EC16-EC21	<100 µg/kg	TM173		4820	446	137000	133000	26100	68200
Aromatics >EC21-EC35	<100 µg/kg	TM173		27100	3170	198000	157000	128000	71000
Aromatics >EC35-EC44	<100 µg/kg	TM173		12700	1250	120000	75200	67800	16800
Aromatics >EC40-EC44	<100 µg/kg	TM173		5030	<100	38600	23200	26600	6250
Total Aromatics >EC12-EC44	<100 µg/kg	TM173		46000	4870	761000	533000	226000	197000
Total Aliphatics & Aromatics >C5-C44	<100 µg/kg	TM173		122000	7640	2600000	1840000	466000	605000

CERTIFICATE OF ANALYSIS

SDG:	150822-55	**Location:**	Coed Darcy	**Order Number:**	CD1367
Job:	H_ATKINS_LDC-449	**Customer:**	Atkins Global Ltd	**Report Number:**	328064
Client Reference:	MP69 pipe removal	**Attention:**	Barney Irlam	**Superseded Report:**	

TPH CWG (S)

Results Legend	
#	ISO17025 accredited.
M	*m*CERTS accredited.
aq	Aqueous / settled sample.
diss.filt	Dissolved / filtered sample.
tot.unfilt	Total / unfiltered sample.
*	Subcontracted test.
**	% recovery of the surrogate standard to check the efficiency of the method. The results of individual compounds within samples aren't corrected for the recovery
(F)	Trigger breach confirmed
1-5&+§@	Sample deviation (see appendix)

Component	LOD/Units	Method	Customer Sample R	TPE3405 Pipe B S1	TPE3405 Pipe B S2	TPE3405 Pipe B S3	TPE3405 Pipe C S1	TPE3405 Pipe C S2	TPE3405 Pipe C S3
			Depth (m)	0.00 - 0.00	0.00 - 0.00	0.00 - 0.00	0.00 - 0.00	0.00 - 0.00	0.00 - 0.00
			Sample Type	Soil/Solid	Soil/Solid	Soil/Solid	Soil/Solid	Soil/Solid	Soil/Solid
			Date Sampled	20/08/2015	20/08/2015	20/08/2015	20/08/2015	20/08/2015	20/08/2015
			Sample Time	.	.	.	.	.	.
			Date Received	22/08/2015	22/08/2015	22/08/2015	22/08/2015	22/08/2015	22/08/2015
			SDG Ref	150822-55	150822-55	150822-55	150822-55	150822-55	150822-55
			Lab Sample No.(s)	11944506	11944509	11944512	11944475	11944478	11944482
			AGS Reference						
GRO Surrogate % recovery**	%	TM089		88	89	104	62	61	73
GRO TOT (Moisture Corrected)	<44 µg/kg	TM089		18700 M	51100 M	166000 M	<176 M	<176 M	<44 M
Methyl tertiary butyl ether (MTBE)	<5 µg/kg	TM089		<20 M	<20 M	<20 M	<20 M	<20 M	<5 M
Benzene	<10 µg/kg	TM089		<40 M	<40 M	82.1 M	<40 M	<40 M	<10 M
Toluene	<2 µg/kg	TM089		<8 M	<8 M	<8 M	<8 M	<8 M	<2 M
Ethylbenzene	<3 µg/kg	TM089		<12 M	<12 M	<12 M	<12 M	<12 M	<3 M
m,p-Xylene	<6 µg/kg	TM089		<24 M	<24 M	<24 M	<24 M	<24 M	<6 M
o-Xylene	<3 µg/kg	TM089		<12 M	<12 M	<12 M	<12 M	<12 M	<3 M
sum of detected mpo xylene by GC	<9 µg/kg	TM089		<9	<9	<9	<9	<9	<9
sum of detected BTEX by GC	<24 µg/kg	TM089		<24	<24	82.1	<24	<24	<24
Aliphatics >C5-C6	<10 µg/kg	TM089		<40	44	1640	<40	<40	<10
Aliphatics >C6-C8	<10 µg/kg	TM089		5250	8470	28500	<40	<40	<10
Aliphatics >C8-C10	<10 µg/kg	TM089		7170	14000	32600	<40	<40	<10
Aliphatics >C10-C12	<10 µg/kg	TM089		882	11500	49100	<40	<40	<10
Aliphatics >C12-C16	<100 µg/kg	TM173		26000	224000	532000	5700	14300	381
Aliphatics >C16-C21	<100 µg/kg	TM173		21300	128000	299000	25300	49900	3760
Aliphatics >C21-C35	<100 µg/kg	TM173		25800	112000	167000	41900	92400	22600
Aliphatics >C35-C44	<100 µg/kg	TM173		6130	26500	39200	8180	31400	11000
Total Aliphatics >C12-C44	<100 µg/kg	TM173		79200	491000	1040000	81100	188000	37700
Aromatics >EC5-EC7	<10 µg/kg	TM089		<40	<40	82.1	<40	<40	<10
Aromatics >EC7-EC8	<10 µg/kg	TM089		<40	<40	<40	<40	<40	<10
Aromatics >EC8-EC10	<10 µg/kg	TM089		4780	9340	21800	<40	<40	<10
Aromatics >EC10-EC12	<10 µg/kg	TM089		588	7690	32700	<40	<40	<10
Aromatics >EC12-EC16	<100 µg/kg	TM173		5310	47800	201000	4160	5410	3020
Aromatics >EC16-EC21	<100 µg/kg	TM173		11800	112000	140000	32400	39300	15400
Aromatics >EC21-EC35	<100 µg/kg	TM173		15600	192000	117000	143000	148000	75800
Aromatics >EC35-EC44	<100 µg/kg	TM173		5480	57700	33300	48500	61900	33600
Aromatics >EC40-EC44	<100 µg/kg	TM173		2450	24100	13800	18600	27500	13200
Total Aromatics >EC12-EC44	<100 µg/kg	TM173		38200	409000	491000	228000	255000	128000
Total Aliphatics & Aromatics >C5-C44	<100 µg/kg	TM173		136000	951000	1700000	309000	443000	166000

CERTIFICATE OF ANALYSIS

SDG:	150822-55	**Location:**	Coed Darcy	**Order Number:**	CD1367
Job:	H_ATKINS_LDC-449	**Customer:**	Atkins Global Ltd	**Report Number:**	328064
Client Reference:	MP69 pipe removal	**Attention:**	Barney Irlam	**Superseded Report:**	

TPH CWG (S)

Results Legend		Customer Sample R	TPE3405 Pipe C S4	TPE3405 Pipe C S5				
#	ISO17025 accredited.							
M	*m*CERTS accredited.							
aq	Aqueous / settled sample.							
diss.filt	Dissolved / filtered sample.							
tot.unfilt	Total / unfiltered sample.							
*	Subcontracted test.							
**	% recovery of the surrogate standard to check the efficiency of the method. The results of individual compounds within samples aren't corrected for the recovery	Depth (m)	0.00 - 0.00	0.00 - 0.00				
		Sample Type	Soil/Solid	Soil/Solid				
		Date Sampled	20/08/2015	20/08/2015				
		Sample Time	.	.				
		Date Received	22/08/2015	22/08/2015				
(F)	Trigger breach confirmed	SDG Ref	150822-55	150822-55				
1-5&+§@	Sample deviation (see appendix)	Lab Sample No.(s)	11944485	11944488				
		AGS Reference						

Component	LOD/Units	Method						
GRO Surrogate % recovery**	%	TM089	73	55				
GRO TOT (Moisture Corrected)	<44 µg/kg	TM089	359 M	<176 M				
Methyl tertiary butyl ether (MTBE)	<5 µg/kg	TM089	<20 M	<20 M				
Benzene	<10 µg/kg	TM089	<40 M	<40 M				
Toluene	<2 µg/kg	TM089	<8 M	<8 M				
Ethylbenzene	<3 µg/kg	TM089	<12 M	<12 M				
m,p-Xylene	<6 µg/kg	TM089	<24 M	<24 M				
o-Xylene	<3 µg/kg	TM089	<12 M	<12 M				
sum of detected mpo xylene by GC	<9 µg/kg	TM089	<9	<9				
sum of detected BTEX by GC	<24 µg/kg	TM089	<24	<24				
Aliphatics >C5-C6	<10 µg/kg	TM089	<40	<40				
Aliphatics >C6-C8	<10 µg/kg	TM089	43.2	<40				
Aliphatics >C8-C10	<10 µg/kg	TM089	40.8	<40				
Aliphatics >C10-C12	<10 µg/kg	TM089	118	<40				
Aliphatics >C12-C16	<100 µg/kg	TM173	35300	32700				
Aliphatics >C16-C21	<100 µg/kg	TM173	42300	84100				
Aliphatics >C21-C35	<100 µg/kg	TM173	61700	134000				
Aliphatics >C35-C44	<100 µg/kg	TM173	21400	45900				
Total Aliphatics >C12-C44	<100 µg/kg	TM173	161000	297000				
Aromatics >EC5-EC7	<10 µg/kg	TM089	<40	<40				
Aromatics >EC7-EC8	<10 µg/kg	TM089	<40	<40				
Aromatics >EC8-EC10	<10 µg/kg	TM089	48	<40				
Aromatics >EC10-EC12	<10 µg/kg	TM089	79.2	<40				
Aromatics >EC12-EC16	<100 µg/kg	TM173	7210	8140				
Aromatics >EC16-EC21	<100 µg/kg	TM173	22800	33000				
Aromatics >EC21-EC35	<100 µg/kg	TM173	77400	155000				
Aromatics >EC35-EC44	<100 µg/kg	TM173	42600	111000				
Aromatics >EC40-EC44	<100 µg/kg	TM173	18300	49200				
Total Aromatics >EC12-EC44	<100 µg/kg	TM173	150000	307000				
Total Aliphatics & Aromatics >C5-C44	<100 µg/kg	TM173	311000	605000				

CERTIFICATE OF ANALYSIS

SDG:	150822-55	**Location:**	Coed Darcy	**Order Number:**	CD1367
Job:	H_ATKINS_LDC-449	**Customer:**	Atkins Global Ltd	**Report Number:**	328064
Client Reference:	MP69 pipe removal	**Attention:**	Barney Irlam	**Superseded Report:**	

Table of Results - Appendix

Method No	Reference	Description	Wet/Dry Sample [1]	Surrogate Corrected
PM024	Modified BS 1377	Soil preparation including homogenisation, moisture screens of soils for Asbestos Containing Material		
TM089	Modified: US EPA Methods 8020 & 602	Determination of Gasoline Range Hydrocarbons (GRO) and BTEX (MTBE) compounds by Headspace GC-FID (C4-C12)		
TM132	In - house Method	ELTRA CS800 Operators Guide		
TM173	Analysis of Petroleum Hydrocarbons in Environmental Media – Total Petroleum Hydrocarbon Criteria	Determination of Speciated Extractable Petroleum Hydrocarbons in Soils by GC-FID		
TM218	Microwave extraction – EPA method 3546	Microwave extraction - EPA method 3546		

[1] Applies to Solid samples only. DRY indicates samples have been dried at 35°C. NA = not applicable.

CERTIFICATE OF ANALYSIS

SDG:	150822-55	**Location:**	Coed Darcy	**Order Number:**	CD1367
Job:	H_ATKINS_LDC-449	**Customer:**	Atkins Global Ltd	**Report Number:**	328064
Client Reference:	MP69 pipe removal	**Attention:**	Barney Irlam	**Superseded Report:**	

Test Completion Dates

Lab Sample No(s)	11944472	11944491	11944494	11944496	11944499	11944502	11944506	11944509	11944512	11944475
Customer Sample Ref.	surface pipe S1	surface pipe S2	surface pipe S3	surface pipe S4	TPE3405 Pipe A S1	TPE3405 Pipe A S2	TPE3405 Pipe B S1	TPE3405 Pipe B S2	TPE3405 Pipe B S3	TPE3405 Pipe C S1
AGS Ref.										
Depth	0.00 - 0.00	0.00 - 0.00	0.00 - 0.00	0.00 - 0.00	0.00 - 0.00	0.00 - 0.00	0.00 - 0.00	0.00 - 0.00	0.00 - 0.00	0.00 - 0.00
Type	SOLID	SOLID	SOLID	SOLID	SOLID	SOLID	SOLID	SOLID	SOLID	SOLID
EPH CWG (Aliphatic) GC (S)	02-Sep-2015	02-Sep-2015	03-Sep-2015	02-Sep-2015	28-Aug-2015	28-Aug-2015	28-Aug-2015	28-Aug-2015	28-Aug-2015	28-Aug-2015
EPH CWG (Aromatic) GC (S)	02-Sep-2015	02-Sep-2015	03-Sep-2015	02-Sep-2015	28-Aug-2015	28-Aug-2015	28-Aug-2015	28-Aug-2015	28-Aug-2015	28-Aug-2015
GRO by GC-FID (S)	28-Aug-2015	28-Aug-2015	28-Aug-2015	28-Aug-2015	28-Aug-2015	28-Aug-2015	28-Aug-2015	02-Sep-2015	28-Aug-2015	28-Aug-2015
PAH by GCMS	30-Aug-2015	02-Sep-2015	30-Aug-2015	30-Aug-2015	29-Aug-2015	29-Aug-2015	30-Aug-2015	29-Aug-2015	29-Aug-2015	29-Aug-2015
Sample description	26-Aug-2015	26-Aug-2015	26-Aug-2015	26-Aug-2015	26-Aug-2015	26-Aug-2015	26-Aug-2015	26-Aug-2015	26-Aug-2015	26-Aug-2015
Total Organic Carbon	02-Sep-2015	02-Sep-2015	02-Sep-2015	02-Sep-2015						
TPH CWG GC (S)	02-Sep-2015	02-Sep-2015	03-Sep-2015	02-Sep-2015	28-Aug-2015	28-Aug-2015	28-Aug-2015	02-Sep-2015	28-Aug-2015	28-Aug-2015

Lab Sample No(s)	11944478	11944482	11944485	11944488
Customer Sample Ref.	TPE3405 Pipe C S2	TPE3405 Pipe C S3	TPE3405 Pipe C S4	TPE3405 Pipe C S5
AGS Ref.				
Depth	0.00 - 0.00	0.00 - 0.00	0.00 - 0.00	0.00 - 0.00
Type	SOLID	SOLID	SOLID	SOLID
EPH CWG (Aliphatic) GC (S)	28-Aug-2015	28-Aug-2015	28-Aug-2015	28-Aug-2015
EPH CWG (Aromatic) GC (S)	28-Aug-2015	28-Aug-2015	28-Aug-2015	28-Aug-2015
GRO by GC-FID (S)	28-Aug-2015	30-Aug-2015	28-Aug-2015	28-Aug-2015
PAH by GCMS	29-Aug-2015	29-Aug-2015	29-Aug-2015	02-Sep-2015
Sample description	26-Aug-2015	26-Aug-2015	26-Aug-2015	26-Aug-2015
TPH CWG GC (S)	28-Aug-2015	30-Aug-2015	28-Aug-2015	28-Aug-2015

SDG:	150822-55	**Location:**	Coed Darcy	**Order Number:**	CD1367
Job:	H_ATKINS_LDC-449	**Customer:**	Atkins Global Ltd	**Report Number:**	328064
Client Reference:	MP69 pipe removal	**Attention:**	Barney Irlam	**Superseded Report:**	

Appendix

General

1. Results are expressed on a dry weight basis (dried at 35ºC) for all soil analyses except for the following: NRA and CEN Leach tests, flash point LOI, pH, ammonium as NH4 by the BRE method, VOC TICS and SVOC TICS.

2. Samples will be run in duplicate upon request, but an additional charge may be incurred.

3. If sufficient sample is received a sub sample will be retained free of charge for 30 days after analysis is completed (e-mailed) for all sample types unless the sample is destroyed on testing. The prepared soil sub sample that is analysed for asbestos will be retained for a period of 6 months after the analysis date. All bulk samples will be retained for a period of 6 months after the analysis date. All samples received and not scheduled will be disposed of one month after the date of receipt unless we are instructed to the contrary. Once the initial period has expired, a storage charge will be applied for each month or part thereof until the client cancels the request for sample storage. ALcontrol Laboratories reserve the right to charge for samples received and stored but not analysed.

4. With respect to turnaround, we will always endeavour to meet client requirements wherever possible, but turnaround times cannot be absolutely guaranteed due to so many variables beyond our control.

5. We take responsibility for any test performed by sub-contractors (marked with an asterisk). We endeavour to use UKAS/MCERTS Accredited Laboratories, who either complete a quality questionnaire or are audited by ourselves. For some determinands there are no UKAS/MCERTS Accredited Laboratories, in this instance a laboratory with a known track record will be utilised.

6. When requested, the individual sub sample scheduled will be analysed in house for the presence of asbestos fibres and asbestos containing material by our documented in house method TM048 based on HSG 248 (2005), which is accredited to ISO17025. If a specific asbestos fibre type is not found this will be reported as “Not detected”. If no asbestos fibre types are found all will be reported as “Not detected” and the sub sample analysed deemed to be clear of asbestos. If an asbestos fibre type is found it will be reported as detected (for each fibre type found). Testing can be carried out on asbestos positive samples, but, due to Health and Safety considerations, may be replaced by alternative tests or reported as No Determination Possible. The quantity of asbestos present is not determined unless specifically requested.

7. If no separate volatile sample is supplied by the client, or if a headspace or sediment is present in the volatile sample, the integrity of the data may be compromised. This will be flagged up as an invalid VOC on the test schedule and the result marked as deviating on the test certificate.

8. If appropriate preserved bottles are not received preservation will take place on receipt. However, the integrity of the data may be compromised.

9. NDP -No determination possible due to insufficient/unsuitable sample.

10. Metals in water are performed on a filtered sample, and therefore represent dissolved metals -total metals must be requested separately.

11. Results relate only to the items tested.

12. LODs for wet tests reported on a dry weight basis are not corrected for moisture content.

13. **Surrogate recoveries** - Surrogates are added to your sample to monitor recovery of the test requested. A % recovery is reported, results are not corrected for the recovery measured. Typical recoveries for organics tests are 70-130%, they are generally wider for volatiles analysis, 50-150%. Recoveries in soils are affected by organic rich or clay rich matrices. Waters can be affected by remediation fluids or high amounts of sediment. Test results are only ever reported if all of the associated quality checks pass; it is assumed that all recoveries outside of the values above are due to matrix affect.

14. **Product analyses** -Organic analyses on products can only be semi-quantitative due to the matrix effects and high dilution factors employed.

15. Phenols monohydric by HPLC include phenol, cresols (2-Methylphenol, 3-Methylphenol and 4-Methylphenol) and Xylenols (2,3 Dimethylphenol, 2,4 Dimethylphenol, 2,5 Dimethylphenol, 2,6 Dimethylphenol, 3,4 Dimethyphenol, 3,5 Dimethylphenol).

16. Total of 5 speciated phenols by HPLC includes Phenol, 2,3,5-Trimethyl Phenol, 2-Isopropylphenol, Cresols and Xylenols (as detailed in 15).

17. Stones/debris are not routinely removed. We always endeavour to take a representative sub sample from the received sample.

18. In certain circumstances the method detection limit may be elevated due to the sample being outside the calibration range. Other factors that may contribute to this include possible interferences. In both cases the sample would be diluted which would cause the method detection limit to be raised.

19. Mercury results quoted on soils will not include volatile mercury as the analysis is performed on a dried and crushed sample.

20. For the BSEN 12457-3 two batch process to allow the cumulative release to be calculated, the volume of the leachate produced is measured and filtered for all tests. We therefore cannot carry out any unfiltered analysis. The tests affected include volatiles GCFID/GCMS and all subcontracted analysis.

21. For all leachate preparations (NRA, DIN, TCLP, BSEN 12457-1, 2, 3) volatile loss may occur, as we do not employ zero headspace extraction.

22. We are accredited to MCERTS for sand, clay and loam/topsoil, or any of these materials - whether these are derived from naturally occurring soil profiles, or from fill/made ground, as long as these materials constitute the major part of the sample. Other coarse granular material such as concrete, gravel and brick are not accredited if they comprise the major part of the sample.

23. Analysis and identification of specific compounds using GCFID is by retention time only, and we routinely calibrate and quantify for benzene, toluene, ethylbenzenes and xylenes (BTEX). For total volatiles in the C5-C12 range, the total area of the chromatogram is integrated and expressed as ug/kg or ug/l. Although this analysis is commonly used for the quantification of gasoline range organics (GRO), the system will also detect other compounds such as chlorinated solvents, and this may lead to a falsely high result with respect to hydrocarbons only. It is not possible to specifically identify these non-hydrocarbons, as standards are not routinely run for any other compounds, and for more definitive identification, volatiles by GCMS should be utilised.

Sample Deviations

1	Container with Headspace provided for volatiles analysis
2	Incorrect container received
3	Deviation from method
4	Holding time exceeded before sample received
5	Samples exceeded holding time before presevation was performed
§	Sampled on date not provided
♦	Sample holding time exceeded in laboratory
@	Sample holding time exceeded due to sampled on date
&	Sample Holding Time exceeded - Late arrival of instructions.

Asbestos

Identification of Asbestos in Bulk Materials & Soils

The results for identification of asbestos in bulk materials are obtained from supplied bulk materials which have been examined to determine the presence of asbestos fibres using Alcontrol Laboratories (Hawarden) in-house method of transmitted/polarised light microscopy and central stop dispersion staining, based on HSG 248 (2005).

The results for identification of asbestos in soils are obtained from a homogenised sub sample which has been examined to determine the presence of asbestos fibres using Alcontrol Laboratories (Hawarden) in-house method of transmitted/polarised light microscopy and central stop dispersion staining, based on HSG 248 (2005).

Asbestos Type	Common Name
Chrysotile	White Asbestos
Amosite	Brown Asbestos
Crocidolite	Blue Asbestos
Fibrous Actinolite	-
Fibrous Anthophyllite	-
Fibrous Tremolite	-

Visual Estimation Of Fibre Content

Estimation of fibre content is not permitted as part of our UKAS accredited test other than: - Trace - Where only one or two asbestos fibres were identified.

Further guidance on typical asbestos fibre content of manufactured products can be found in HSG 264.

The identification of asbestos containing materials and soils falls within our schedule of tests for which we hold UKAS accreditation, however opinions, interpretations and all other information contained in the report are outside the scope of UKAS accreditation.

ALcontrol Laboratories

Unit 7-8 Hawarden Business Park
Manor Road (off Manor Lane)
Hawarden
Deeside
CH5 3US
Tel: (01244) 528700
Fax: (01244) 528701
email: mkt@alcontrol.com
Website: www.alcontrol.com

Atkins Global Ltd
Project Jonah site office
Llan Coed House
Suite 24
Coed Darcy
Llandarcy
SA10 6HJ

Attention: Kirsty Shorter

CERTIFICATE OF ANALYSIS

Date:	20 August 2015
Customer:	H_ATKINS_LDC
Sample Delivery Group (SDG):	150812-78
Your Reference:	MP69 pipe excavation
Location:	Coed Darcy
Report No:	326303

We received 7 samples on Wednesday August 12, 2015 and 7 of these samples were scheduled for analysis which was completed on Thursday August 20, 2015. Accredited laboratory tests are defined within the report, but opinions, interpretations and on-site data expressed herein are outside the scope of ISO 17025 accreditation.

Should this report require incorporation into client reports, it must be used in its entirety and not simply with the data sections alone.

All chemical testing (unless subcontracted) is performed at ALcontrol Hawarden Laboratories.

Approved By:



Sonia McWhan

Operations Manager

Alcontrol Laboratories is a trading division of ALcontrol UK Limited
Registered Office: Units 7 & 8 Hawarden Business Park, Manor Road, Hawarden, Deeside, CH5 3US. Registered in England and Wales No.

CERTIFICATE OF ANALYSIS

SDG:	150812-78	**Location:**	Coed Darcy	**Order Number:**	CD1349
Job:	H_ATKINS_LDC-440	**Customer:**	Atkins Global Ltd	**Report Number:**	326303
Client Reference:	MP69 pipe excavation	**Attention:**	Kirsty Shorter	**Superseded Report:**	

Received Sample Overview

Lab Sample No(s)	Customer Sample Ref.	AGS Ref.	Depth (m)	Sampled Date
11881449	TPE2822_pipe1		2.00 - 2.00	10/08/2015
11881453	TPE2822_pipe2		0.30 - 0.30	10/08/2015
11881457	TPE2822_pipe3		2.00 - 2.00	10/08/2015
11881461	TPE2822_pipe4		0.30 - 0.30	10/08/2015
11881467	TPE2822_pipe5		1.00 - 1.00	10/08/2015
11881470	TPE2822_pipe6		2.00 - 2.00	10/08/2015
11881475	TPE2822_pipe7		2.50 - 2.50	10/08/2015

Only received samples which have had analysis scheduled will be shown on the following pages.

CERTIFICATE OF ANALYSIS

SDG:	150812-78	**Location:**	Coed Darcy	**Order Number:**	CD1349
Job:	H_ATKINS_LDC-440	**Customer:**	Atkins Global Ltd	**Report Number:**	326303
Client Reference:	MP69 pipe excavation	**Attention:**	Kirsty Shorter	**Superseded Report:**	

SOLID

Results Legend

X **Test**

N **No Determination Possible**

		Lab Sample No(s)	Customer Sample Reference	AGS Reference	Depth (m)	Container
EPH CWG (Aliphatic) GC (S)	All	NDPs: 0 Tests: 7				
EPH CWG (Aromatic) GC (S)	All	NDPs: 0 Tests: 7				
GRO by GC-FID (S)	All	NDPs: 0 Tests: 7				
PAH by GCMS	All	NDPs: 0 Tests: 7				
Sample description	All	NDPs: 0 Tests: 7				
TPH CWG GC (S)	All	NDPs: 0 Tests: 7				

Lab Sample No(s)	Customer Sample Reference	AGS Reference	Depth (m)	Container	EPH CWG (Aliphatic) GC (S)	EPH CWG (Aromatic) GC (S)	GRO by GC-FID (S)	PAH by GCMS	Sample description	TPH CWG GC (S)
11881449	TPE2822_pipe1		2.00 - 2.00	250g Amber Jar (AL	X	X		X	X	X
				60g VOC (ALE215)			X			
11881453	TPE2822_pipe2		0.30 - 0.30	250g Amber Jar (AL	X	X		X	X	X
				60g VOC (ALE215)			X			
11881457	TPE2822_pipe3		2.00 - 2.00	250g Amber Jar (AL	X	X		X	X	X
				60g VOC (ALE215)			X			
11881461	TPE2822_pipe4		0.30 - 0.30	250g Amber Jar (AL	X	X		X	X	X
				60g VOC (ALE215)			X			
11881467	TPE2822_pipe5		1.00 - 1.00	250g Amber Jar (AL	X	X		X	X	X
				60g VOC (ALE215)			X			
11881470	TPE2822_pipe6		2.00 - 2.00	250g Amber Jar (AL	X	X		X	X	X
				60g VOC (ALE215)			X			
11881475	TPE2822_pipe7		2.50 - 2.50	250g Amber Jar (AL	X	X		X	X	X
				60g VOC (ALE215)			X			

CERTIFICATE OF ANALYSIS

SDG:	150812-78	**Location:**	Coed Darcy	**Order Number:**	CD1349
Job:	H_ATKINS_LDC-440	**Customer:**	Atkins Global Ltd	**Report Number:**	326303
Client Reference:	MP69 pipe excavation	**Attention:**	Kirsty Shorter	**Superseded Report:**	

Sample Descriptions

Grain Sizes

very fine	<0.063mm	fine	0.063mm - 0.1mm	medium	0.1mm - 2mm	coarse	2mm - 10mm	very coarse	>10mm

Lab Sample No(s)	Customer Sample Ref.	Depth (m)	Colour	Description	Grain size	Inclusions	Inclusions 2
11881449	TPE2822_pipe1	2.00 - 2.00	Dark Brown	Sandy Clay	0.1 - 2 mm	Stones	Vegetation
11881453	TPE2822_pipe2	0.30 - 0.30	Dark Brown	Sandy Clay	0.1 - 2 mm	Brick	Stones
11881457	TPE2822_pipe3	2.00 - 2.00	Green	Sandy Silt Loam	0.1 - 2 mm	Oil/Petroleum	Stones
11881461	TPE2822_pipe4	0.30 - 0.30	Dark Brown	Loamy Sand	0.1 - 2 mm	Stones	Vegetation
11881467	TPE2822_pipe5	1.00 - 1.00	Dark Brown	Sandy Clay	0.1 - 2 mm	Stones	Brick
11881470	TPE2822_pipe6	2.00 - 2.00	Dark Brown	Sandy Loam	0.1 - 2 mm	Crushed Brick	Stones
11881475	TPE2822_pipe7	2.50 - 2.50	Dark Brown	Sandy Loam	0.1 - 2 mm	Brick	Stones

These descriptions are only intended to act as a cross check if sample identities are questioned, and to provide a log of sample matrices with respect to MCERTS validation. They are not intended as full geological descriptions.

We are accredited to MCERTS for sand, clay and loam/topsoil, or any of these materials - whether these are derived from naturally ocurring soil profiles, or from fill/made ground, as long as these materials constitute the major part of the sample.

Other coarse granular materials such as concrete, gravel and brick are not accredited if they comprise the major part of the sample.

CERTIFICATE OF ANALYSIS

SDG:	150812-78	**Location:**	Coed Darcy	**Order Number:**	CD1349
Job:	H_ATKINS_LDC-440	**Customer:**	Atkins Global Ltd	**Report Number:**	326303
Client Reference:	MP69 pipe excavation	**Attention:**	Kirsty Shorter	**Superseded Report:**	

Results Legend	
#	ISO17025 accredited.
M	*m*CERTS accredited.
aq	Aqueous / settled sample.
diss.filt	Dissolved / filtered sample.
tot.unfilt	Total / unfiltered sample.
*	Subcontracted test.
**	% recovery of the surrogate standard to check the efficiency of the method. The results of individual compounds within samples aren't corrected for the recovery
(F)	Trigger breach confirmed
1-5&+§@	Sample deviation (see appendix)

Component	LOD/Units	Method	Customer Sample R	TPE2822_pipe1	TPE2822_pipe2	TPE2822_pipe3	TPE2822_pipe4	TPE2822_pipe5	TPE2822_pipe6
			Depth (m)	2.00 - 2.00	0.30 - 0.30	2.00 - 2.00	0.30 - 0.30	1.00 - 1.00	2.00 - 2.00
			Sample Type	Soil/Solid	Soil/Solid	Soil/Solid	Soil/Solid	Soil/Solid	Soil/Solid
			Date Sampled	10/08/2015	10/08/2015	10/08/2015	10/08/2015	10/08/2015	10/08/2015
			Sample Time	.	.	.	.	.	.
			Date Received	12/08/2015	12/08/2015	12/08/2015	12/08/2015	12/08/2015	12/08/2015
			SDG Ref	150812-78	150812-78	150812-78	150812-78	150812-78	150812-78
			Lab Sample No.(s)	11881449	11881453	11881457	11881461	11881467	11881470
			AGS Reference						
Moisture Content Ratio (% of as received sample)	%	PM024		13	12	14	8.6	8.7	13