Trial Pit Log

Logged AJ **Checked** AP	**Start** 10/02/2015 **End** 10/02/2015	**Equipment, Methods and Remarks** Komatsu PC210 Machine excavated trial pit from GL to 3.5m Terminated on bedrock.	**Dimensions and Orientation** Width 1.60 m Length 3.50 m	**Ground Level** - **Coordinates** - **National Grid** - **Chainage**

Samples and Tests

Depth	Type & No.	Date Records
0.50	ES 1	
1.50	ES 2	
2.40	ES 3	
3.50	ES 4	

Strata

Description	Depth, *Level* (Thickness)	Legend	Backfill/ Instruments
1 (MADE GROUND) Brown sandy clayey subangular to subrounded, fine to coarse GRAVEL of sandstone, brick and concrete with medium cobble content. Cobbles are subangular to subrounded of sandstone, brick and concrete. (VO = 0,0)	(0.40) 0.40		
2 (MADE GROUND) Black sandy subangular to subrounded, fine to coarse GRAVEL of clinker. Sand is fine to coarse of ash. (VO = 2,1)	(1.60) 2.00		
3 Light brown sandy clayey subrounded to rounded, fine to coarse GRAVEL of sandstone with medium cobble content. Cobbles are subrounded to rounded of sandstone. (VO = 1,1)	(0.50) 2.50		1
4 Light grey sandy clayey subrounded to rounded, fine to coarse GRAVEL of sandstone with high cobble content. Cobbles are subrounded to rounded of sandstone. (VO = 2,3)	(1.00) 3.50		
EXPLORATORY HOLE ENDS AT 3.50 m — 3.50 m Bedrock.			

Depth	Type & No.	Records Date

Groundwater Entries

No.	Struck (m)	Post Strike Behaviour
1	2.50	Slow seepage.

Depth Related Remarks *

From to (m)

Stability Stable

Shoring None

Weather Dry

Notes: For explanation of symbols and abbreviations see key sheet. All depths and reduced levels in metres. Stratum thickness given in brackets in depth column.

Scale 1:25

(c) ESG www.esg.co.uk
426.4805/03/2015 10:23:47

Project Coed Darcy Sitewide Trial Pitting

Project No. H4039-14

Carried out for St Modwen Developments Limited

Trial Pit

TPE3470

Sheet 1 of 1

Trial Pit Log

ESG Environmental Scientifics Group

Logged AJ **Checked** AP	**Start** 10/02/2015 **End** 10/02/2015	**Equipment, Methods and Remarks** Komatsu PC210 Machine excavated trial pit from GL to 5.0m Terminated at maximum reach of excavator.	**Dimensions and Orientation** Width 1.60 m Length 3.50 m A D B C	**Ground Level** - **Coordinates** - **National Grid** - **Chainage**

Samples and Tests

Depth	Type & No.	Date Records
0.50	ES 1	
1.50	ES 2	
2.50	ES 3	
3.50	ES 4	
4.50	ES 5	

Strata

Description	Depth, *Level* (Thickness)	Legend	Backfill/ Instruments
1 (MADE GROUND) Brown sandy clayey subangular to subrounded, fine to coarse GRAVEL of sandstone, brick and concrete with medium cobble content. Cobbles are subangular to subrounded of sandstone, brick and concrete. Frequent roots and rootlets. Occasional metal fragments. (VO = 0,0)	(1.00)		
2 (MADE GROUND) Soft dark grey sandy gravelly CLAY with medium cobble content. Gravel is subangular to subrounded, fine to coarse of sandstone and brick. Cobbles are subangular to subrounded of sandstone and brick. Occasional subangular boulders of brick and concrete. (VO = 3,3)	1.00 (4.00)		
EXPLORATORY HOLE ENDS AT 5.00 m			

Depth	Type & No.	Records Date

Groundwater Entries

No.	Struck (m)	Post Strike Behaviour

None observed (see Key Sheet)

Depth Related Remarks *

From **to (m)**

Stability Stable

Shoring None

Weather Dry

Notes: For explanation of symbols and abbreviations see key sheet. All depths and reduced levels in metres. Stratum thickness given in brackets in depth column.

Scale 1:25

(c) ESG www.esg.co.uk
426.4805/03/2015 10:23:51

Project Coed Darcy Sitewide Trial Pitting

Project No. H4039-14

Carried out for St Modwen Developments Limited

Trial Pit

TPE3471

Trial Pit Log

ESG Environmental Scientifics Group

Logged AJ **Checked** AP	**Start** 16/02/2015 **End** 16/02/2015	**Equipment, Methods and Remarks** Komatsu PC210 Machine excavated trial pit from GL to 2.6m Terminated on bedrock.	**Dimensions and Orientation** Width 1.60 m Length 3.50 m	**Ground Level** - **Coordinates** - **National Grid** - **Chainage**

Samples and Tests

Strata

Depth	Type & No.	Date Records	Description	Depth, *Level* (Thickness)	Legend	Backfill/ Instruments
0.50	ES 1		1 (MADE GROUND) Brown gravelly clayey, fine to coarse SAND. Gravel is subangular to subrounded, fine to coarse of sandstone and rare brick. Occasional roots. (VO = 0,0)	(1.20)		
1.50	ES 2		2 Light grey frequently dark grey stained gravelly clayey, fine to coarse SAND with low cobble content. Gravel is subangular to rounded, fine to coarse of sandstone. Cobbles are subangular to rounded of sandstone. (VO = 2,2)	1.20 (1.40)	1	
2.50	ES 3		2.60 m Bedrock. EXPLORATORY HOLE ENDS AT 2.60 m	2.60		

Depth	Type & No.	Records Date

Groundwater Entries

No.	Struck (m)	Post Strike Behaviour
1	1.50	Slow ingress from face A.

Depth Related Remarks *
From to (m)

Stability Stable
Shoring None
Weather Dry

Notes: For explanation of symbols and abbreviations see key sheet. All depths and reduced levels in metres. Stratum thickness given in brackets in depth column.

Scale 1:25

(c) ESG www.esg.co.uk
426.4810/03/2015 12:24:10

Project Coed Darcy Sitewide Trial Pitting
Project No. H4039-14
Carried out for St Modwen Developments Limited

Trial Pit
TPE3472
Sheet 1 of 1

Trial Pit Log

Logged AW **Checked** AP	**Start** 10/02/2015 **End** 10/02/2015	**Equipment, Methods and Remarks** Komatsu PC210 Terminated at GL on grey concrete.	**Dimensions and Orientation** Width 1.50 m Length 3.00 m A D B C	**Ground Level** - **Coordinates** - **National Grid** - **Chainage**

Samples and Tests

Depth	Type & No.	Date Records

Strata

Description	Depth, *Level* (Thickness)	Legend	Backfill/ Instruments
EXPLORATORY HOLE ENDS AT 0.00 m			

Depth	Type & No.	Records Date

Groundwater Entries

No. Struck (m)	Post Strike Behaviour

None observed (see Key Sheet)

Depth Related Remarks *

From to (m)

Stability Stable

Shoring None

Weather Cloudy

Notes: For explanation of symbols and abbreviations see key sheet. All depths and reduced levels in metres. Stratum thickness given in brackets in depth column.

Scale 1:25

(c) ESG www.esg.co.uk
426.4805/03/2015 10:23:53

Project Coed Darcy Sitewide Trial Pitting

Project No. H4039-14

Carried out for St Modwen Developments Limited

Trial Pit

TPE3473

Trial Pit Log

ESG Environmental Scientifics Group

Logged JH **Checked** AP	**Start** 16/02/2015 **End** 16/02/2015	**Equipment, Methods and Remarks** Komatsu PC210 Machine excavated trial pit from GL to 1m Terminated on bedrock.	**Dimensions and Orientation** Width 1.60 m Length 3.50 m A B C D	**Ground Level** - **Coordinates** - **National Grid** - **Chainage**

Samples and Tests

Strata

Depth	Type & No.	Date Records	Description	Depth, *Level* (Thickness)	Legend	Backfill/ Instruments
			1 Soft dark brown slightly sandy CLAY. Sand is fine to medium. Occasional roots. (VO = 0,0)	(0.30)		
				0.30		
0.50	ES 1		2 Soft light brown slightly sandy slightly gravelly CLAY with low cobble content. Cobbles are subangular of sandstone. Sand is fine to coarse. Gravel is subangular to rounded, fine to coarse of sandstone. (VO = 0,0)	(0.70)		
			1.00 m Bedrock. EXPLORATORY HOLE ENDS AT 1.00 m	1.00		
Depth	**Type & No.**	**Records Date**				

Groundwater Entries

No. Struck (m)	Post Strike Behaviour
None observed (see Key Sheet)	

Depth Related Remarks *

From to (m)

Stability Stable

Shoring None

Weather Dry

Notes: For explanation of symbols and abbreviations see key sheet. All depths and reduced levels in metres. Stratum thickness given in brackets in depth column.

Scale 1:25

(c) ESG www.esg.co.uk
426.4810/03/2015 12:24:14

Project Coed Darcy Sitewide Trial Pitting

Project No. H4039-14

Carried out for St Modwen Developments Limited

Trial Pit

TPE3475

Trial Pit Log

ESG Environmental Scientifics Group

Logged JH **Checked** AP	**Start** 16/02/2015 **End** 16/02/2015	**Equipment, Methods and Remarks** Komatsu PC210 Machine excavated trial pit from GL to 1.5m Terminated due to water ingress and collapse.	**Dimensions and Orientation** Width 1.60 m Length 3.50 m A / D / B / C	**Ground Level** - **Coordinates** - **National Grid** - **Chainage**

Samples and Tests

Strata

Depth	Type & No.	Date Records	Description	Depth, *Level* (Thickness)	Legend	Backfill/ Instruments
0.50	ES 1		1 (MADE GROUND) Brown clayey sandy subangular to subrounded, fine to coarse GRAVEL of sandstone, concrete and brick with low cobble content. Sand is fine to coarse. Cobbles are subangular of sandstone, concrete and brick. Frequent roots and rootlets. (VO = 0,0)	(1.00)		
			2 (MADE GROUND) Light grey sandy slightly clayey, fine to coarse GRAVEL of brick, sandstone and concrete with medium cobble content. Sand is fine to coarse. Cobbles are subangular of sandstone and brick. Occasional pockets of black fine to coarse sand. (VO = 2,3)	1.00 (0.50)		1
1.50	ES 2		EXPLORATORY HOLE ENDS AT 1.50 m	1.50		
Depth	**Type & No.**	**Records Date**				

Groundwater Entries

No.	Struck (m)	Post Strike Behaviour
1	1.40	Fast water inflow at Face B

Depth Related Remarks *

From to (m)

Stability Face A collapsing

Shoring None

Weather Dry

Notes: For explanation of symbols and abbreviations see key sheet. All depths and reduced levels in metres. Stratum thickness given in brackets in depth column.

Scale 1:25

(c) ESG www.esg.co.uk
426.4810/03/2015 12:24:19

Project Coed Darcy Sitewide Trial Pitting

Project No. H4039-14

Carried out for St Modwen Developments Limited

Trial Pit

TPE3476

Trial Pit Log

ESG Environmental Scientifics Group

Logged AJ **Checked** AP	**Start** 10/02/2015 **End** 10/02/2015	**Equipment, Methods and Remarks** Komatsu PC210 Machine excavated trial pit from GL to 3.6m Terminated on bedrock.	**Dimensions and Orientation** Width 1.60 m Length 3.50 m A D B C	**Ground Level** - **Coordinates** - **National Grid** - **Chainage**

Samples and Tests

Depth	Type & No.	Date Records
0.50	ES 1	
1.50	ES 2	
2.50	ES 3	
3.50	ES 4	

Strata

Description	Depth, *Level* (Thickness)	Legend	Backfill/ Instruments
1 (MADE GROUND) Brown sandy clayey subangular to subrounded, fine to coarse GRAVEL of sandstone, brick and concrete with medium cobble content. Sand is fine to coarse. Cobbles are subangualr to subrounded of sandstone, brick and concrete. VO = 0,0)	(0.60)		
2 (MADE GROUND) Soft grey frequently stained dark grey sandy gravelly CLAY with low cobble content. Gravel is subangular to subrounded, fine to coarse of sandstone, brick and concrete. Sand is fine to coarse. Cobbles are subangular to subrounded of sandstone, brick and concrete. (VO = 2,1)	0.60 (3.00)		
3.00 m Becoming orangish brown.			
3.60 m Bedrock. EXPLORATORY HOLE ENDS AT 3.60 m	3.60		

Depth	Type & No.	Records Date

Groundwater Entries

No.	Struck (m)	Post Strike Behaviour

None observed (see Key Sheet)

Depth Related Remarks *

From to (m)

Stability Collapse

Shoring None

Weather Dry

Notes: For explanation of symbols and abbreviations see key sheet. All depths and reduced levels in metres. Stratum thickness given in brackets in depth column.

Scale 1:25

(c) ESG www.esg.co.uk
426.4805/03/2015 10:23:57

Project Coed Darcy Sitewide Trial Pitting

Project No. H4039-14

Carried out for St Modwen Developments Limited

Trial Pit

TPE3477

Trial Pit Log

Logged AJ **Checked** AP	**Start** 10/02/2015 **End** 10/02/2015	**Equipment, Methods and Remarks** Komatsu PC210 Machine excavated trial pit from GL to 1.7m Terminated on bedrock.	**Dimensions and Orientation** Width 1.60 m Length 3.50 m	**Ground Level** - **Coordinates** - **National Grid** - **Chainage**

Samples and Tests

Depth	Type & No.	Date Records
0.50	ES 1	
1.50	ES 2	

Strata

Description	Depth, *Level* (Thickness)	Legend	Backfill/ Instruments
1 (MADE GROUND) Brown sandy slightly clayey subangular to subrounded, fine to coarse GRAVEL of sandstone, brick and concrete with medium cobble content. Sand is fine to coarse. Cobbles are subangular to subrounded of sandstone, brick and concrete. Occasional rootlets. (VO = 0,0)	(0.40) 0.40		
2 Orangish brown sandy clayey subrounded to rounded, fine to coarse GRAVEL of sandstone with medium cobble content. Sand is fine to coarse. Cobbles are subrounded to rounded of sandstone. (VO = 0,0)	(0.60) 1.00		
3 Grey sandy clayey subangular, fine to coarse GRAVEL of sandstone with high cobble content. Sand is fine to coarse. Cobbles are subrounded to rounded of sandstone. (VO = 1,1)	(0.70)		
1.70 m Bedrock. EXPLORATORY HOLE ENDS AT 1.70 m	1.70	1	

Depth	Type & No.	Records Date

Groundwater Entries

No.	Struck (m)	Post Strike Behaviour
1	1.70	Seepage from base.

Depth Related Remarks *
From to (m)

Stability Stable
Shoring None
Weather Dry

Notes: For explanation of symbols and abbreviations see key sheet. All depths and reduced levels in metres. Stratum thickness given in brackets in depth column.

Scale 1:25

(c) ESG www.esg.co.uk
426.4805/03/2015 10:24:00

Project Coed Darcy Sitewide Trial Pitting
Project No. H4039-14
Carried out for St Modwen Developments Limited

Trial Pit
TPE3479
Sheet 1 of 1

Trial Pit Log

Logged AJ **Checked** AP	**Start** 11/02/2015 **End** 11/02/2015	**Equipment, Methods and Remarks** Komatsu PC210 Machine excavated trial pit from GL to 2.5m Terminated on bedrock.	**Dimensions and Orientation** Width 1.60 m Length 3.50 m	**Ground Level** - **Coordinates** - **National Grid** - **Chainage**

Samples and Tests

Strata

Depth	Type & No.	Date Records	Description	Depth, *Level* (Thickness)	Legend	Backfill/ Instruments
0.50	ES 1		1 (MADE GROUND) Dark brown sandy clayey subangular to subrounded, fine to coarse GRAVEL of brick, concrete, sandstone and clinker with medium cobble content. Sand is fine to coarse of ash. Cobbles are subangular to subrounded of sandstone, brick and concrete. Pockets of soft orangish brown sandy CLAY. (VO = 1,1)	(1.40)		
1.50	ES 2		2 Light grey sandy clayey subrounded to rounded, fine to coarse GRAVEL of sandstone with high cobble content. Sand is fine to coarse. Cobbles are subrounded to rounded of sandstone. (VO = 1,1)	1.40 (1.10)		
2.50	ES 3		EXPLORATORY HOLE ENDS AT 2.50 m 2.50 m Bedrock.	2.50		
Depth	**Type & No.**	**Records Date**				

Groundwater Entries

No. Struck (m)	Post Strike Behaviour
None observed (see Key Sheet)	

Depth Related Remarks *

From to (m)

Stability Stable

Shoring None

Weather Dry

Notes: For explanation of symbols and abbreviations see key sheet. All depths and reduced levels in metres. Stratum thickness given in brackets in depth column.

Scale 1:25

(c) ESG www.esg.co.uk
426.4804/03/2015 09:52:29

Project Coed Darcy Sitewide Trial Pitting

Project No. H4039-14

Carried out for St Modwen Developments Limited

Trial Pit

TPE3480

Sheet 1 of 1

Trial Pit Log

Logged JH **Checked** AP	**Start** 20/03/2015 **End** 20/03/2015	**Equipment, Methods and Remarks** Komatsu PC210 Machine excavated trial pit from GL to 5.20m. Terminated at maximum reach of excavator.	**Dimensions and Orientation** Width 1.60 m Length 3.50 m A / D / B / C 135 (Deg)	**Ground Level** - **Coordinates** - **National Grid** - **Chainage**

Samples and Tests

Depth	Type & No.	Date Records
0.50	ES 1	
1.50	ES 2	
2.50	ES 3	
3.50	ES 4	
4.50	ES 5	

Strata

Description	Depth, *Level* (Thickness)	Legend	Backfill/ Instruments
1 Brownish grey slightly sandy silty subangular to subrounded, fine to coarse GRAVEL of sandstone with medium cobble content. Cobbles are subrounded to well rounded of sandstone. Occasional black oil staining and odour. (VO = 2,2)	(5.20)		

Depth	Type & No.	Records Date
Stratum continues to 5.20 m		

Groundwater Entries

No. Struck (m)	Post Strike Behaviour
None observed (see Key Sheet)	

Depth Related Remarks *

From to (m)

Stability Unstable

Shoring None

Weather Sunny

Notes: For explanation of symbols and abbreviations see key sheet. All depths and reduced levels in metres. Stratum thickness given in brackets in depth column.

Scale 1:25

(c) ESG www.esg.co.uk
426.4820/04/2015 15:04:54

Project Coed Darcy Sitewide Trial Pitting

Project No. H4039-14

Carried out for St Modwen Developments Limited

Trial Pit

TPE3481

Trial Pit Log

Logged JH **Checked** AP	**Start** 20/03/2015 **End** 20/03/2015	**Equipment, Methods and Remarks** Komatsu PC210 Machine excavated trial pit from GL to 5.20m. Terminated at maximum reach of excavator.	**Dimensions and Orientation** Width 1.60 m Length 3.50 m A / D / B / C 135 (Deg)	**Ground Level** - **Coordinates** - **National Grid** - **Chainage**

Samples and Tests

Depth	Type & No.	Date Records

Strata

Description	Depth, *Level* (Thickness)	Legend	Backfill/ Instruments
1 Brownish grey slightly sandy silty subangular to subrounded, fine to coarse GRAVEL of sandstone with medium cobble content. Cobbles are subrounded to well rounded of sandstone. Occasional black oil staining and odour. (VO = 2,2)	5.20		
EXPLORATORY HOLE ENDS AT 5.20 m			

Depth	Type & No.	Records Date

Groundwater Entries

No.	Struck (m)	Post Strike Behaviour

None observed (see Key Sheet)

Depth Related Remarks *

From to (m)

Stability Unstable

Shoring None

Weather Sunny

Notes: For explanation of symbols and abbreviations see key sheet. All depths and reduced levels in metres. Stratum thickness given in brackets in depth column.

Scale 1:25

(c) ESG www.esg.co.uk
426.4820/04/2015 15:04:55

Project Coed Darcy Sitewide Trial Pitting

Project No. H4039-14

Carried out for St Modwen Developments Limited

Trial Pit

TPE3481

Trial Pit Log

Logged JH **Checked** AP	**Start** 20/03/2015 **End** 20/03/2015	**Equipment, Methods and Remarks** Komatsu PC210 Machine excavated trial pit from GL to 0.40m. Terminated on concrete.	**Dimensions and Orientation** Width 1.60 m Length 3.50 m A D B C 228 (Deg)	**Ground Level** - **Coordinates** - **National Grid** - **Chainage**

Samples and Tests

Strata

Depth	Type & No.	Date Records	Description	Depth, *Level* (Thickness)	Legend	Backfill/ Instruments
		*	1 (MADE GROUND) Soft brown slightly sandy gravelly SILT. Gravel is subangular to subrounded, fine to coarse of sandstone and brick. Cobbles are angular of brick. (VO - 1,1)	(0.40)		
			EXPLORATORY HOLE ENDS AT 0.40 m 0.40 m Concrete.	0.40		
Depth	**Type & No.**	**Records Date**				

Groundwater Entries

No. Struck (m)	Post Strike Behaviour

None observed (see Key Sheet)

Depth Related Remarks *

From	to (m)	
0.00	0.40	No samples obtained.

Stability Stable

Shoring None

Weather Fine

Notes: For explanation of symbols and abbreviations see key sheet. All depths and reduced levels in metres. Stratum thickness given in brackets in depth column.

Scale 1:25

(c) ESG www.esg.co.uk
426.4820/04/2015 15:04:59

Project Coed Darcy Sitewide Trial Pitting

Project No. H4039-14

Carried out for St Modwen Developments Limited

Trial Pit

TPE3482

Trial Pit Log

Logged JH **Checked** AP	**Start** 05/03/2015 **End** 05/03/2015	**Equipment, Methods and Remarks** Komatsu PC210 Machine excavated trial pit from GL to 3.7m Terminated on bedrock.	**Dimensions and Orientation** Width 1.60 m Length 3.50 m A B C D 125 (Deg)	**Ground Level** - **Coordinates** - **National Grid** - **Chainage**

Samples and Tests

Depth	Type & No.	Date Records
0.50	ES 1	
1.50	ES 2	
2.50	ES 3	
3.50	ES 4	

Strata

Description	Depth, *Level* (Thickness)	Legend	Backfill/ Instruments
1 Orangish grey slightly sandy clayey subangular to subrounded, fine to coarse GRAVEL of sandstone. Sand is fine to coarse. (VO = 0,0)	(0.50)		
2 Greyish brown slightly sandy clayey subangular to subrounded, fine to coarse GRAVEL of sandstone with medium cobble content. Sand is fine to coarse. Cobbles are subrounded to well rounded of sandstone. Rare black oil stained sand. (VO = 2,3)	0.50 (3.20)		1
EXPLORATORY HOLE ENDS AT 3.70 m 3.70 m Bedrock.	3.70		

Depth	Type & No.	Records Date

Groundwater Entries

No.	Struck (m)	Post Strike Behaviour
1	2.40	Slow inflow.

Depth Related Remarks *

From to (m)

Stability Stable

Shoring None

Weather Rain

Notes: For explanation of symbols and abbreviations see key sheet. All depths and reduced levels in metres. Stratum thickness given in brackets in depth column.

Scale 1:25

(c) ESG www.esg.co.uk
426.4814/04/2015 17:10:26

Project Coed Darcy Sitewide Trial Pitting

Project No. H4039-14

Carried out for St Modwen Developments Limited

Trial Pit

TPE3483

Sheet 1 of 1

Trial Pit Log

Logged JH **Checked** AP	**Start** 05/03/2015 **End** 05/03/2015	**Equipment, Methods and Remarks** Komatsu PC210 Machine excavated trial pit from GL to 5.3m Terminated on bedrock.	**Dimensions and Orientation** Width 1.60 m Length 3.50 m A B C D 128 (Deg)	**Ground Level** - **Coordinates** - **National Grid** - **Chainage**

Samples and Tests

Strata

Depth	Type & No.	Date Records	Description	Depth, *Level* (Thickness)	Legend	Backfill/ Instruments
			1 Greyish brown slightly sandy clayey subangular to subrounded, fine to coarse GRAVEL with medium cobble content. Sand is fine to coarse. Cobbles are subangular to subrounded of sandstone. Occasional black staining and strong diesel odour. (VO = 2,4)	(5.30)		
0.50	ES 1					
1.50	ES 2					
2.50	ES 3					
3.50	ES 4					
4.50	ES 5					
Depth	**Type & No.**	**Records Date**	Stratum continues to 5.30 m			

Groundwater Entries

No.	Struck (m)	Post Strike Behaviour

None observed (see Key Sheet)

Depth Related Remarks *

From to (m)

Stability Stable

Shoring None

Weather Windy

Notes: For explanation of symbols and abbreviations see key sheet. All depths and reduced levels in metres. Stratum thickness given in brackets in depth column.

Scale 1:25

(c) ESG www.esg.co.uk
426.4814/04/2015 17:10:33

Project Coed Darcy Sitewide Trial Pitting

Project No. H4039-14

Carried out for St Modwen Developments Limited

Trial Pit

TPE3484

Trial Pit Log

Logged JH **Checked** AP	**Start** 05/03/2015 **End** 05/03/2015	**Equipment, Methods and Remarks** Komatsu PC210 Machine excavated trial pit from GL to 5.3m Terminated on bedrock.	**Dimensions and Orientation** Width 1.60 m Length 3.50 m A B C D → 128 (Deg)	**Ground Level** - **Coordinates** - **National Grid** - **Chainage**

Samples and Tests

Strata

Depth	Type & No.	Date Records	Description	Depth, *Level* (Thickness)	Legend	Backfill/ Instruments
			1 Greyish brown slightly sandy clayey subangular to subrounded, fine to coarse GRAVEL with medium cobble content. Sand is fine to coarse. Cobbles are subangular to subrounded of sandstone. Occasional black staining and strong diesel odour. (VO = 2,4) 5.30 m Bedrock.	5.30		
			EXPLORATORY HOLE ENDS AT 5.30 m			
Depth	**Type & No.**	**Records Date**				

Groundwater Entries

No.	Struck (m)	Post Strike Behaviour

None observed (see Key Sheet)

Depth Related Remarks *

From to (m)

Stability Stable

Shoring None

Weather Windy

Notes: For explanation of symbols and abbreviations see key sheet. All depths and reduced levels in metres. Stratum thickness given in brackets in depth column.

Scale 1:25

(c) ESG www.esg.co.uk
426.4814/04/2015 17:10:34

Project Coed Darcy Sitewide Trial Pitting

Project No. H4039-14

Carried out for St Modwen Developments Limited

Trial Pit

TPE3484

Trial Pit Log

Logged NK **Checked** AP	**Start** 20/03/2015 **End** 20/03/2015	**Equipment, Methods and Remarks** Komatsu PC210 Terminated on concrete.	**Dimensions and Orientation** Width 1.00 m Length 2.00 m A D B C	**Ground Level** - **Coordinates** - **National Grid** - **Chainage**

Samples and Tests

Strata

Depth	Type & No.	Date Records	Description	Depth, *Level* (Thickness)	Legend	Backfill/ Instruments
		*	1 (MADE GROUND) Dark brown gravelly fine to coarse SAND with medium cobble content. Gravel is subangular to subrounded, fine to coarse of sandstone, brick and concrete. Cobbles are subangular to subrounded of sandstone and brick. (VO = 0,0)	0.20		
			0.20 m Concrete.			
			EXPLORATORY HOLE ENDS AT 0.20 m			
Depth	**Type & No.**	**Records Date**				

Groundwater Entries

No.	Struck (m)	Post Strike Behaviour

None observed (see Key Sheet)

Depth Related Remarks *

From	to (m)	
0.00	0.20	No samples obtained.

Stability Stable

Shoring None

Weather Sunny

Notes: For explanation of symbols and abbreviations see key sheet. All depths and reduced levels in metres. Stratum thickness given in brackets in depth column.

Scale 1:25

(c) ESG www.esg.co.uk
426.4820/04/2015 15:05:03

Project Coed Darcy Sitewide Trial Pitting

Project No. H4039-14

Carried out for St Modwen Developments Limited

Trial Pit

TPE3485

Trial Pit Log

Logged NK **Checked** AP	**Start** 20/03/2015 **End** 20/03/2015	**Equipment, Methods and Remarks** Komatsu PC210 Machine excavated trial pit from GL to 1.40m. Terminated on concrete.	**Dimensions and Orientation** Width 1.00 m Length 2.00 m A D B C	**Ground Level** - **Coordinates** - **National Grid** - **Chainage**

Samples and Tests

Strata

Depth	Type & No.	Date Records	Description	Depth, *Level* (Thickness)	Legend	Backfill/ Instruments
0.50	ES 1		1 (MADE GROUND) Black sandy subangular to subrounded, fine to coarse GRAVEL of clinker and brick with low cobble content. Sand is fine to coarse of ash. Cobbles are subangular to subrounded of sandstone, clinker and brick. (VO = 1,2)	(1.40)		
			EXPLORATORY HOLE ENDS AT 1.40 m 1.40 m Concrete.	1.40		
Depth	**Type & No.**	**Records Date**				

Groundwater Entries

No.	Struck (m)	Post Strike Behaviour

None observed (see Key Sheet)

Depth Related Remarks *

From to (m)

Stability Stable

Shoring None

Weather Sunny

Notes: For explanation of symbols and abbreviations see key sheet. All depths and reduced levels in metres. Stratum thickness given in brackets in depth column.

Scale 1:25

(c) ESG www.esg.co.uk
426.4820/04/2015 15:05:08

Project Coed Darcy Sitewide Trial Pitting

Project No. H4039-14

Carried out for St Modwen Developments Limited

Trial Pit

TPE3486

Sheet 1 of 1

Trial Pit Log

Logged NK **Checked** AP	**Start** 20/03/2015 **End** 20/03/2015	**Equipment, Methods and Remarks** Komatsu PC210 Terminated on concrete at GL.	**Dimensions and Orientation** Width 2.00 m Length 1.00 m A D B C	**Ground Level** - **Coordinates** - **National Grid** - **Chainage**

Samples and Tests

Depth	Type & No.	Date Records

Strata

Description	Depth, *Level* (Thickness)	Legend	Backfill/ Instruments
EXPLORATORY HOLE ENDS AT 0.00 m			

Depth	Type & No.	Records Date

Groundwater Entries

No. Struck (m)	Post Strike Behaviour

None observed (see Key Sheet)

Depth Related Remarks *

From to (m)

Stability Stable

Shoring None

Weather Sunny

Notes: For explanation of symbols and abbreviations see key sheet. All depths and reduced levels in metres. Stratum thickness given in brackets in depth column.

Scale 1:25

(c) ESG www.esg.co.uk
426.4820/04/2015 15:05:16

Project Coed Darcy Sitewide Trial Pitting

Project No. H4039-14

Carried out for St Modwen Developments Limited

Trial Pit

TPE3554

Trial Pit Log

Logged NK **Checked** AP	**Start** 20/03/2015 **End** 20/03/2015	**Equipment, Methods and Remarks** Komatsu PC210 Terminated on concrete at GL.	**Dimensions and Orientation** Width 1.00 m Length 2.00 m A D B C	**Ground Level** - **Coordinates** - **National Grid** - **Chainage**

Samples and Tests

Depth	Type & No.	Date Records

Strata

Description	Depth, *Level* (Thickness)	Legend	Backfill/ Instruments
EXPLORATORY HOLE ENDS AT 0.00 m			

Depth	Type & No.	Records Date

Groundwater Entries

No. Struck (m)	Post Strike Behaviour

None observed (see Key Sheet)

Depth Related Remarks *

From to (m)

Stability Stable

Shoring None

Weather Sunny

Notes: For explanation of symbols and abbreviations see key sheet. All depths and reduced levels in metres. Stratum thickness given in brackets in depth column.

Scale 1:25

(c) ESG www.esg.co.uk
426.4820/04/2015 15:05:20

Project Coed Darcy Sitewide Trial Pitting

Project No. H4039-14

Carried out for St Modwen Developments Limited

Trial Pit

TPE3555

Trial Pit Log

Logged NK **Checked** AP	**Start** 20/03/2015 **End** 20/03/2015	**Equipment, Methods and Remarks** JCB JS220 Machine excavated trial pit GL to 3.30m depth. Terminated due to collapse.	**Dimensions and Orientation** Width 1.50 m Length 3.00 m 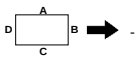	**Ground Level** - **Coordinates** - **National Grid** - **Chainage**

Samples and Tests

Depth	Type & No.	Date Records
0.50	ES 1	
1.50	ES 2	
2.50	ES 3	

Strata

Description	Depth, *Level* (Thickness)	Legend	Backfill/ Instruments
1 (MADE GROUND) Grey rarely mottled black silty gravelly fine to coarse SAND with medium cobble content. Gravel is subangular to subrounded fine to coarse of sandstone. Cobbles are subangular to subrounded of sandstone. (VO=2,4)	(3.30)		
EXPLORATORY HOLE ENDS AT 3.30 m	3.30		

Depth	Type & No.	Records Date

Groundwater Entries

No. Struck (m)	Post Strike Behaviour

None observed (see Key Sheet)

Depth Related Remarks *

From to (m)

Stability Unstable

Shoring None

Weather Sunny

Notes: For explanation of symbols and abbreviations see key sheet. All depths and reduced levels in metres. Stratum thickness given in brackets in depth column.

Scale 1:25

(c) ESG www.esg.co.uk
426.4820/04/2015 15:05:27

Project Coed Darcy Sitewide Trial Pitting

Project No. H4039-14

Carried out for St Modwen Developments Limited

Trial Pit

TPE3556

Trial Pit Log

Logged JH **Checked** AP	**Start** 05/03/2015 **End** 05/03/2015	**Equipment, Methods and Remarks** Komatsu PC210 Machine excavated trial pit from GL to 3.2om Unable to progress beyond 3.20m.	**Dimensions and Orientation** Width 1.60 m Length 3.50 m A / D / B / C 140 (Deg)	**Ground Level** - **Coordinates** - **National Grid** - **Chainage**

Samples and Tests

Depth	Type & No.	Date Records
0.50	ES 1	
1.50	ES 2	
2.50	ES 3	

Strata

Description	Depth, *Level* (Thickness)	Legend	Backfill/ Instruments
1 Greyish brown slightly sandy clayey subangular to subrounded, fine to coarse GRAVEL of sandstone with medium cobble content. Sand is fine to coarse. Cobbles are subangular to subrounded of sandstone. Rare black oil staining. Odour of white spirit. (VO = 2,2)	(3.20)	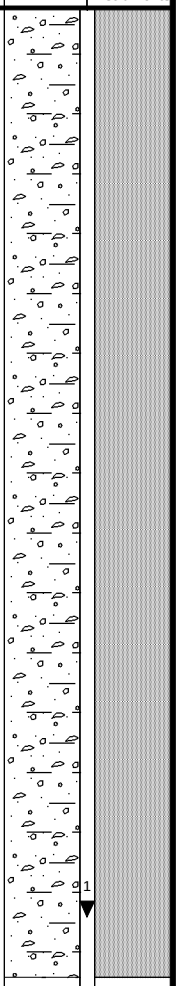	
EXPLORATORY HOLE ENDS AT 3.20 m	3.20		

Depth	Type & No.	Records Date

Groundwater Entries

No.	Struck (m)	Post Strike Behaviour
1	3.00	Slow inflow.

Depth Related Remarks *
From to (m)

Stability Collapse Face A and C.
Shoring None
Weather Windy

Notes: For explanation of symbols and abbreviations see key sheet. All depths and reduced levels in metres. Stratum thickness given in brackets in depth column.

Scale 1:25

(c) ESG www.esg.co.uk
426.4814/04/2015 17:10:39

Project Coed Darcy Sitewide Trial Pitting
Project No. H4039-14
Carried out for St Modwen Developments Limited

Trial Pit
TPE3557
Sheet 1 of 1

Trial Pit Log

Logged JH **Checked** AP	**Start** 06/03/2015 **End** 06/03/2015	**Equipment, Methods and Remarks** Komatsu PC210 Machine excavated trial pit from GL to 3.8m Unable to progress through cobbles.	**Dimensions and Orientation** Width 1.60 m Length 3.50 m A B C D → 060 (Deg)	**Ground Level** - **Coordinates** - **National Grid** - **Chainage**

Samples and Tests

Depth	Type & No.	Date Records
0.50	ES 1	
1.50	ES 2	
2.50	ES 3	
3.50	ES 4	

Strata

Description	Depth, *Level* (Thickness)	Legend	Backfill/ Instruments
1 Greyish orange slightly sandy clayey subangular to subrounded, fine to coarse GRAVEL of sandstone with medium cobble content. Sand is fine to coarse. Cobbles are subrounded of sandstone. Strong odour of white spirit. Rare black oil stained sand. (VO = 2,4)	(3.80)		
EXPLORATORY HOLE ENDS AT 3.80 m	3.80		

Depth	Type & No.	Records Date

Groundwater Entries

No. Struck (m)	Post Strike Behaviour

None observed (see Key Sheet)

Depth Related Remarks *

From to (m)

Stability Stable

Shoring None

Weather Fine

Notes: For explanation of symbols and abbreviations see key sheet. All depths and reduced levels in metres. Stratum thickness given in brackets in depth column.

Scale 1:25

(c) ESG www.esg.co.uk
426.4814/04/2015 17:10:42

Project Coed Darcy Sitewide Trial Pitting

Project No. H4039-14

Carried out for St Modwen Developments Limited

Trial Pit

TPE3558

Sheet 1 of 1

Trial Pit Log

Logged JH **Checked** AP	**Start** 20/03/2015 **End** 20/03/2015	**Equipment, Methods and Remarks** Komatsu PC210 Machine excavated trial pit from GL to 4.90m. Terminated due to collapse.	**Dimensions and Orientation** Width 2.50 m Length 3.50 m A B C D → 131 (Deg)	**Ground Level** - **Coordinates** - **National Grid** - **Chainage**

Samples and Tests

Depth	Type & No.	Date Records
0.50	ES 1	
1.50	ES 2	
2.50	ES 3	
3.50	ES 4	
4.50	ES 5	

Strata

Description	Depth, *Level* (Thickness)	Legend	Backfill/ Instruments
1 Grey slightly sandy silty subangular to subrounded, fine to coarse GRAVEL of sandstone with medium cobble content. Cobbles are subrounded to well rounded of sandstone. Odour of white spirit. (VO = 1,4)	(4.90)		
EXPLORATORY HOLE ENDS AT 4.90 m	4.90		

Depth	Type & No.	Records Date

Groundwater Entries

No. Struck (m)	Post Strike Behaviour

None observed (see Key Sheet)

Depth Related Remarks *

From to (m)

Stability Unstable

Shoring None

Weather Fine

Notes: For explanation of symbols and abbreviations see key sheet. All depths and reduced levels in metres. Stratum thickness given in brackets in depth column.

Scale 1:25

(c) ESG www.esg.co.uk
426.4820/04/2015 15:05:33

Project Coed Darcy Sitewide Trial Pitting

Project No. H4039-14

Carried out for St Modwen Developments Limited

Trial Pit

TPE3559

Trial Pit Log

Logged NK **Checked** AP	**Start** 25/03/2015 **End** 25/03/2015	**Equipment, Methods and Remarks** Komatsu PC210 Machine excavated trial pit from GL to 2.20m. Terminated due to collapse.	**Dimensions and Orientation** Width 1.50 m Length 2.50 m A / D / B / C	**Ground Level** - **Coordinates** - **National Grid** - **Chainage**

Samples and Tests

Strata

Depth	Type & No.	Date Records	Description	Depth, *Level* (Thickness)	Legend	Backfill/ Instruments
0.50	ES 1		1 (MADE GROUND) Black mottled brown and grey silty gravelly fine to coarse SAND with medium cobble content. Gravel is subangular to subrounded, fine to coarse of sandstone. Cobbles are subangular to subrounded of sandstone and brick. (VO = 3,3)	(2.20)		
1.50	ES 2					1
			EXPLORATORY HOLE ENDS AT 2.20 m	2.20		

Depth	Type & No.	Records Date

Groundwater Entries

No.	Struck (m)	Post Strike Behaviour
1	2.20	Pit flooded.

Depth Related Remarks *
From to (m)

Stability Unstable

Shoring None

Weather Cloudy

Notes: For explanation of symbols and abbreviations see key sheet. All depths and reduced levels in metres. Stratum thickness given in brackets in depth column.

Scale 1:25

(c) ESG www.esg.co.uk
426.4815/04/2015 16:34:35

Project Coed Darcy Sitewide Trial Pitting
Project No. H4039-14
Carried out for St Modwen Developments Limited

Trial Pit
TPE3560
Sheet 1 of 1

Trial Pit Log

Logged NK **Checked** AP	**Start** 25/03/2015 **End** 25/03/2015	**Equipment, Methods and Remarks** Komatsu PC210 Machine excavated trial pit from GL to 1.80m. Terminated on concrete.	**Dimensions and Orientation** Width 1.00 m Length 2.50 m A D B C	**Ground Level** - **Coordinates** - **National Grid** - **Chainage**

Samples and Tests

Depth	Type & No.	Date Records
0.50	ES 1	
1.50	ES 2	

Strata

Description	Depth, *Level* (Thickness)	Legend	Backfill/ Instruments
1 (MADE ROUND) Brown gravelly fine to coarse SAND with low cobble content. Gravel is subangular to subrounded, fine to coarse of sandstone, clinker, concrete and brick. Cobbles are subangular to subrounded of sandstone, brick and concrete. Rare rootlets. (VO = 0,0)	(0.60)		
2 (MADE GROUND) Black mottled grey slightly silty gravelly, fine to coarse SAND with medium cobble content. Gravel is subangular to subrounded, fine to coarse of sandstone and clinker. Cobbles are subangular to subrounded of sandstone and concrete. (VO = 3,4)	0.60 (1.20)		
EXPLORATORY HOLE ENDS AT 1.80 m 1.80 m Concrete.	1.80		

Depth	Type & No.	Records Date

Groundwater Entries

No. Struck (m)	Post Strike Behaviour

None observed (see Key Sheet)

Depth Related Remarks *

From to (m)

Stability Stable

Shoring None

Weather Sunny

Notes: For explanation of symbols and abbreviations see key sheet. All depths and reduced levels in metres. Stratum thickness given in brackets in depth column.

Scale 1:25

(c) ESG www.esg.co.uk
426.4815/04/2015 13:44:27

Project Coed Darcy Sitewide Trial Pitting

Project No. H4039-14

Carried out for St Modwen Developments Limited

Trial Pit

TPE3561

Trial Pit Log

Logged AJ **Checked** AP	**Start** 10/02/2015 **End** 10/02/2015	**Equipment, Methods and Remarks** Komatsu PC210 Machine excavated trial pit from GL to 3.7m Terminated on bedrock.	**Dimensions and Orientation** Width 1.60 m Length 3.50 m	**Ground Level** - **Coordinates** - **National Grid** - **Chainage**

Samples and Tests

Depth	Type & No.	Date Records
0.50	ES 1	
1.50	ES 2	
2.50	ES 3	
3.50	ES 4	

Strata

Description	Depth, *Level* (Thickness)	Legend	Backfill/ Instruments
1 (MADE GROUND) Brown sandy slightly clayey subangular to subrounded, fine to coarse GRAVEL of sandstone, solid bitumen and concrete with high cobble content. Cobbles are subangular to subrounded of sandstone, slag and concrete. (VO = 0,0)	(1.30)		
2 (MADE GROUND) Reddish brown sandy clayey subangular to subrounded, fine to coarse GRAVEL of sandstone and clinker. Sand is fine to coarse of ash. Pockets of dark greyish brown amorphous peat. (VO = 2,1)	1.30 (0.50)		
3 Dark grey sandy clayey subangular to rounded, fine to coarse GRAVEL of sandstone with medium cobble content. Cobbles are subangular to rounded of sandstone. Sand is fine to coarse. (VO = 3,3)	1.80 (1.90)		
EXPLORATORY HOLE ENDS AT 3.70 m 3.70 m Weathered sandstone bedrock.	3.70		

Depth	Type & No.	Records Date

Groundwater Entries

No.	Struck (m)	Post Strike Behaviour

Depth Related Remarks *

From **to (m)**

Stability Stable

Shoring None

Weather Dry

Notes: For explanation of symbols and abbreviations see key sheet. All depths and reduced levels in metres. Stratum thickness given in brackets in depth column.

Scale 1:25

(c) ESG www.esg.co.uk
426.4805/03/2015 10:24:03

Project Coed Darcy Sitewide Trial Pitting

Project No. H4039-14

Carried out for St Modwen Developments Limited

Trial Pit

TPE3562

Sheet 1 of 1

Trial Pit Log

Logged JH **Checked** AP	**Start** 16/02/2015 **End** 16/02/2015	**Equipment, Methods and Remarks** Komatsu PC210 Machine excavated trial pit from GL to 1.5m Terminated on bedrock.	**Dimensions and Orientation** Width 1.60 m Length 3.50 m	**Ground Level** - **Coordinates** - **National Grid** - **Chainage**

Samples and Tests

Depth	Type & No.	Date Records
0.50	ES 1	
1.50	ES 2	

Strata

Description	Depth, *Level* (Thickness)	Legend	Backfill/ Instruments
1 Soft brownish orange sandy slightly gravelly CLAY with low cobble content. Gravel is subangular to rounded, fine to coarse of sandstone. Sand is fine to coarse. cobbles are subangular of sandstone. Frequent roots and rootlets. (VO = 0,0)	(1.20)		
2 Grey slightly sandy clayey, fine to coarse subangular to rounded GRAVEL of sandstone with low cobble content. Sand is fine to coarse. Cobbles are subangular of sandstone. (VO = 1,1)	1.20 (0.30)		
1.50 m Bedrock.	1.50		
EXPLORATORY HOLE ENDS AT 1.50 m			

Depth	Type & No.	Records Date

Groundwater Entries

No. Struck (m)	Post Strike Behaviour

Depth Related Remarks *

From to (m)

Stability Stable

Shoring None

Weather Dry

Notes: For explanation of symbols and abbreviations see key sheet. All depths and reduced levels in metres. Stratum thickness given in brackets in depth column.

Scale 1:25

(c) ESG www.esg.co.uk
426.4810/03/2015 12:24:22

Project Coed Darcy Sitewide Trial Pitting

Project No. H4039-14

Carried out for St Modwen Developments Limited

Trial Pit

TPE3565

Trial Pit Log

Logged JH **Checked** AP	**Start** 16/02/2015 **End** 16/02/2015	**Equipment, Methods and Remarks** Komatsu PC210 machine excavated trial pit from GL to 1.8m Terminated on bedrock.	**Dimensions and Orientation** Width 1.60 m Length 3.50 m A D B C	**Ground Level** - **Coordinates** - **National Grid** - **Chainage**

Samples and Tests

Strata

Depth	Type & No.	Date Records	Description	Depth, *Level* (Thickness)	Legend	Backfill/ Instruments
0.50	ES 1		1 Brown slightly clayey sandy subangular to subrounded, fine to coarse GRAVEL of sandstone with medium cobble content. Sand is fine to coarse. Cobbles are subangular of sandstone. (VO = 0,0)	(1.80)		
			1.80 m Bedrock. EXPLORATORY HOLE ENDS AT 1.80 m	1.80		
Depth	**Type & No.**	**Records Date**				

Groundwater Entries

No. Struck (m)	Post Strike Behaviour
None observed (see Key Sheet)	

Depth Related Remarks *

From to (m)

Stability Stable

Shoring None

Weather Dry

Notes: For explanation of symbols and abbreviations see key sheet. All depths and reduced levels in metres. Stratum thickness given in brackets in depth column.

Scale 1:25

(c) ESG www.esg.co.uk
426.4810/03/2015 12:24:25

Project Coed Darcy Sitewide Trial Pitting

Project No. H4039-14

Carried out for St Modwen Developments Limited

Trial Pit

TPE3567

Trial Pit Log

Logged JH **Checked** AP	**Start** 10/03/2015 **End** 10/03/2015	**Equipment, Methods and Remarks** Komatsu PC210 Machine excavated trial pit from GL to 4.20m. Terminated on bedrock.	**Dimensions and Orientation** Width 1.70 m Length 3.50 m A B C D	**Ground Level** - **Coordinates** - **National Grid** - **Chainage**

Samples and Tests

Depth	Type & No.	Date Records
0.50	ES 1	
1.50	ES 2	
2.50	ES 3	
3.50	ES 4	

Strata

Description	Depth, *Level* (Thickness)	Legend	Backfill/ Instruments
1 Soft orangish brown slightly gravelly CLAY with low cobble content. Gravel is subangular to subrounded of sandstone. Cobbles are subrounded to well rounded of sandstone. (VO = 0,0)	(0.60)		
2 Grey slightly sandy clayey subangular to subrounded fine to coarse GRAVEL of sandstone with moderate cobble content. Sand is fine to coarse. Cobbles are subangular to subrounded of sandstone. (VO = 0,0)	0.60 (3.60)		
EXPLORATORY HOLE ENDS AT 4.20 m 4.20 m Bedrock.	4.20		

Depth	Type & No.	Records Date

Groundwater Entries

No. Struck (m)	Post Strike Behaviour

None observed (see Key Sheet)

Depth Related Remarks *

From to (m)

Stability Stable

Shoring None

Weather Fine

Notes: For explanation of symbols and abbreviations see key sheet. All depths and reduced levels in metres. Stratum thickness given in brackets in depth column.

Scale 1:25

(c) ESG www.esg.co.uk
426.4808/04/2015 13:17:37

Project Coed Darcy Sitewide Trial Pitting

Project No. H4039-14

Carried out for St Modwen Developments Limited

Trial Pit

TPE3568

Trial Pit Log

Logged JH **Checked** AP	**Start** 13/03/2015 **End** 13/03/2015	**Equipment, Methods and Remarks** Komatsu PC210 Machine excavated trial pit from GL to 1.20m. Terminated on concrete at GL.	**Dimensions and Orientation** Width - Length -	**Ground Level** - **Coordinates** - **National Grid** - **Chainage**

Samples and Tests

Depth	Type & No.	Date Records

Strata

Description	Depth, *Level* (Thickness)	Legend	Backfill/ Instruments
EXPLORATORY HOLE ENDS AT 0.00 m			

Depth	Type & No.	Records Date

Groundwater Entries

No. Struck (m)	Post Strike Behaviour

None observed (see Key Sheet)

Depth Related Remarks *

From to (m)

Stability

Shoring

Weather Rain

Notes: For explanation of symbols and abbreviations see key sheet. All depths and reduced levels in metres. Stratum thickness given in brackets in depth column.

(c) ESG www.esg.co.uk
426.4815/04/2015 13:44:32

Scale 1:25

Project Coed Darcy Sitewide Trial Pitting

Project No. H4039-14

Carried out for St Modwen Developments Limited

Trial Pit

TPE3569

Trial Pit Log

Logged JH **Checked** AP	**Start** 13/03/2015 **End** 13/03/2015	**Equipment, Methods and Remarks** Komatsu PC210 Machine excavated trial pit from GL to 5.10m. Terminated at maximum reach of excavator.	**Dimensions and Orientation** Width 1.60 m Length 3.50 m A D B C	**Ground Level** - **Coordinates** - **National Grid** - **Chainage**

Samples and Tests

Depth	Type & No.	Date Records
0.50	ES 1	
1.50	ES 2	
2.50	ES 3	
3.50	ES 4	
4.50	ES 5	

Strata

Description	Depth, *Level* (Thickness)	Legend	Backfill/ Instruments
1 (MADE GROUND) Soft brownish orange slightly sandy gravelly SILT with low cobble content. Gravel is subangular to subrounded fine to coarse of sandstone and brick. Cobbles are subangular to subrounded of sandstoneand brick. (VO = 1,1)	(5.10)		
Stratum continues to 5.10 m			

Depth	Type & No.	Records Date

Groundwater Entries

No.	Struck (m)	Post Strike Behaviour
None observed (see Key Sheet)		

Depth Related Remarks *

From to (m)

Stability Stable

Shoring None

Weather Rain

Notes: For explanation of symbols and abbreviations see key sheet. All depths and reduced levels in metres. Stratum thickness given in brackets in depth column.

Scale 1:25

(c) ESG www.esg.co.uk
426.4815/04/2015 13:44:35

Project Coed Darcy Sitewide Trial Pitting

Project No. H4039-14

Carried out for St Modwen Developments Limited

Trial Pit

TPE3570

Trial Pit Log

Logged JH **Checked** AP	**Start** 13/03/2015 **End** 13/03/2015	**Equipment, Methods and Remarks** Komatsu PC210 Machine excavated trial pit from GL to 5.10m. Terminated at maximum reach of excavator.	**Dimensions and Orientation** Width 1.60 m Length 3.50 m A D B C -	**Ground Level** - **Coordinates** - **National Grid** - **Chainage**

Samples and Tests

Depth	Type & No.	Date Records

Strata

Description	Depth, *Level* (Thickness)	Legend	Backfill/ Instruments
1 (MADE GROUND) Soft brownish orange slightly sandy gravelly SILT with low cobble content. Gravel is subangular to subrounded fine to coarse of sandstone and brick. Cobbles are subangular to subrounded of sandstoneand brick. (VO = 1,1)	5.10		
EXPLORATORY HOLE ENDS AT 5.10 m			

Depth	Type & No.	Records Date

Groundwater Entries

No. Struck (m)	Post Strike Behaviour
None observed (see Key Sheet)	

Depth Related Remarks *

From to (m)

Stability Stable

Shoring None

Weather Rain

Notes: For explanation of symbols and abbreviations see key sheet. All depths and reduced levels in metres. Stratum thickness given in brackets in depth column.

Scale 1:25

(c) ESG www.esg.co.uk
426.4815/04/2015 13:44:36

Project Coed Darcy Sitewide Trial Pitting

Project No. H4039-14

Carried out for St Modwen Developments Limited

Trial Pit

TPE3570

Trial Pit Log

Logged JH **Checked** AP	**Start** 20/03/2015 **End** 20/03/2015	**Equipment, Methods and Remarks** Komatsu PC210 Machine excavated trial pit from GL to 5.10m. Terminated on bedrock.	**Dimensions and Orientation** Width 1.70 m Length 3.50 m A / D / B / C 282 (Deg)	**Ground Level** - **Coordinates** - **National Grid** - **Chainage**

Samples and Tests

Depth	Type & No.	Date Records
0.50-0.00	ES 1	
1.50	ES 2	
2.50	ES 3	
3.50	ES 4	
4.50	ES 5	

Strata

Description	Depth, *Level* (Thickness)	Legend	Backfill/ Instruments
1 (MADE GROUND) Black sandy subangular to subrounded, fine to coarse GRAVEL of clinker with low cobble content. Sand is fine to coarse of ash. Cobble are subangular to subrounded, fine to coarse of sandstone. (VO = 0,0)	(2.10)		
2 Soft grey black slightly sandy CLAY. Sand is fine to coarse. Occasional oil staining and odour. (VO = 2,3)	2.10 (1.00)		
3 Soft grey with black staining slightly sandy subangular to subrounded, fine to coarse GRAVEL of sandstone with high cobble content. Cobbles are subrounded to well rounded of sandstone. (VO = 1,1)	3.10 (2.00)		
Stratum continues to 5.10 m			

Depth	Type & No.	Records Date

Groundwater Entries

No. Struck (m)	Post Strike Behaviour
None observed (see Key Sheet)	

Depth Related Remarks *

From to (m)

Stability Stable

Shoring None

Weather Fine

Notes: For explanation of symbols and abbreviations see key sheet. All depths and reduced levels in metres. Stratum thickness given in brackets in depth column.

Scale 1:25

(c) ESG www.esg.co.uk
426.4820/04/2015 15:05:38

Project Coed Darcy Sitewide Trial Pitting

Project No. H4039-14

Carried out for St Modwen Developments Limited

Trial Pit

TPE3572

Trial Pit Log

Logged JH **Checked** AP	**Start** 20/03/2015 **End** 20/03/2015	**Equipment, Methods and Remarks** Komatsu PC210 Machine excavated trial pit from GL to 5.10m. Terminated on bedrock.	**Dimensions and Orientation** Width 1.70 m Length 3.50 m A / D / B / C → 282 (Deg)	**Ground Level** - **Coordinates** - **National Grid** - **Chainage**

Samples and Tests

Depth	Type & No.	Date Records

Strata

Description	Depth, *Level* (Thickness)	Legend	Backfill/ Instruments
3 Soft grey with black staining slightly sandy subangular to subrounded, fine to coarse GRAVEL of sandstone with high cobble content. Cobbles are subrounded to well rounded of sandstone. (VO = 1,1) 5.10 m Bedrock.	5.10		
EXPLORATORY HOLE ENDS AT 5.10 m			

Depth	Type & No.	Records Date

Groundwater Entries

No. Struck (m)	Post Strike Behaviour

None observed (see Key Sheet)

Depth Related Remarks *

From to (m)

Stability Stable

Shoring None

Weather Fine

Notes: For explanation of symbols and abbreviations see key sheet. All depths and reduced levels in metres. Stratum thickness given in brackets in depth column.

Scale 1:25

(c) ESG www.esg.co.uk
426.4820/04/2015 15:05:40

Project Coed Darcy Sitewide Trial Pitting

Project No. H4039-14

Carried out for St Modwen Developments Limited

Trial Pit

TPE3572

Trial Pit Log

Logged JH **Checked** AP	**Start** 20/03/2015 **End** 20/03/2015	**Equipment, Methods and Remarks** Komatsu PC210 Machine excavated trial pit from GL to 1.50m. Unable to progress through compacted gravel.	**Dimensions and Orientation** Width 1.80 m Length 3.50 m A / D / B / C 112 (Deg)	**Ground Level** - **Coordinates** - **National Grid** - **Chainage**

Samples and Tests

Strata

Depth	Type & No.	Date Records	Description	Depth, *Level* (Thickness)	Legend	Backfill/ Instruments
			1 Pinkish white slightly clayey subangular to subrounded, fine to coarse GRAVEL of limestone. (VO = 0,0)	(1.50)		
0.50	ES 1					
1.50	ES 2		EXPLORATORY HOLE ENDS AT 1.50 m	1.50		
Depth	**Type & No.**	**Records Date**				

Groundwater Entries

No.	Struck (m)	Post Strike Behaviour

None observed (see Key Sheet)

Depth Related Remarks *

From to (m)

Stability Unstable

Shoring None

Weather Fine

Notes: For explanation of symbols and abbreviations see key sheet. All depths and reduced levels in metres. Stratum thickness given in brackets in depth column.

Scale 1:25

(c) ESG www.esg.co.uk
426.4820/04/2015 15:05:46

Project Coed Darcy Sitewide Trial Pitting

Project No. H4039-14

Carried out for St Modwen Developments Limited

Trial Pit

TPE3573

Trial Pit Log

Logged AJ **Checked** AP	**Start** 06/03/2015 **End** 06/03/2015	**Equipment, Methods and Remarks** Komatsu PC210 Machine excavated trial pit from GL to 2.3m Terminated due to collapse.	**Dimensions and Orientation** Width 1.60 m Length 3.50 m A / D / B / C	**Ground Level** - **Coordinates** - **National Grid** - **Chainage**

Samples and Tests

Depth	Type & No.	Date Records
0.50	ES 1	
1.50	ES 2	
2.30	ES 3	

Strata

Description	Depth, *Level* (Thickness)	Legend	Backfill/ Instruments
1 Reddish grey subangular to subrounded, fine to coarse GRAVEL of sandstone. (VO = 0,0)	(2.30)		
EXPLORATORY HOLE ENDS AT 2.30 m	2.30		

Depth	Type & No.	Records Date

Groundwater Entries

No.	Struck (m)	Post Strike Behaviour
1	1.90	Fast inflow.

Depth Related Remarks *

From to (m)

Stability Unstable

Shoring none

Weather Dry

Notes: For explanation of symbols and abbreviations see key sheet. All depths and reduced levels in metres. Stratum thickness given in brackets in depth column.

Scale 1:25

(c) ESG www.esg.co.uk
426.4814/04/2015 17:10:47

Project Coed Darcy Sitewide Trial Pitting

Project No. H4039-14

Carried out for St Modwen Developments Limited

Trial Pit

TPE3574

Sheet 1 of 1

Trial Pit Log

Logged CB **Checked** AP	**Start** 06/03/2015 **End** 06/03/2015	**Equipment, Methods and Remarks** Komatsu PC210 Machine excavated trial pit from GL to 2.5m Terminated due to flooding.	**Dimensions and Orientation** Width 1.50 m Length 3.00 m A D B C	**Ground Level** - **Coordinates** - **National Grid** - **Chainage**

Samples and Tests

Strata

Depth	Type & No.	Date Records	Description	Depth, *Level* (Thickness)	Legend	Backfill/ Instruments
0.50	ES 1		1 (MADE GROUND) Light greyish sandy well angular to subrounded, fine to coarse GRAVEL with low cobble content. Sand is fine to coarse. Cobbles are well angular to angular of sandstone. Occasional wiremesh pieces. (VO = 0,0)			
			1.00 m Wire mesh.	(2.00)		
1.50	ES 2					
			2 Soft to firm light bluish brown gravelly slightly sandy CLAY. Gravel is angular to subrounded, fine to coarse. Sand is fine to coarse. (VO = 2,2)	2.00 (0.50)		
2.50	ES 3		EXPLORATORY HOLE ENDS AT 2.50 m	2.50		

Depth	Type & No.	Records Date

Groundwater Entries

No.	Struck (m)	Post Strike Behaviour
1	2.00	Moderate flow from east and north face.

Depth Related Remarks *

From to (m)

Stability Stable

Shoring None

Weather Sun

Notes: For explanation of symbols and abbreviations see key sheet. All depths and reduced levels in metres. Stratum thickness given in brackets in depth column.

Scale 1:25

(c) ESG www.esg.co.uk
426.4814/04/2015 17:10:50

Project Coed Darcy Sitewide Trial Pitting

Project No. H4039-14

Carried out for St Modwen Developments Limited

Trial Pit

TPE3575

Trial Pit Log

Logged CB **Checked** AP	**Start** 06/03/2015 **End** 06/03/2015	**Equipment, Methods and Remarks** Komatsu PC210 Machine excavated trial pit from GL to 2.2m Terminated on bedrock.	**Dimensions and Orientation** Width 1.50 m Length 3.00 m A B C D	**Ground Level** - **Coordinates** - **National Grid** - **Chainage**

Samples and Tests

Strata

Depth	Type & No.	Date Records	Description	Depth, *Level* (Thickness)	Legend	Backfill/ Instruments
0.50	ES 1		1 Firm to stiff light greenish brown slightly gravelly sandy SILT with medium cobble content. Gravel is well angular to subrounded, fine to coarse. Sand is fine to coarse. Cobbles are angular to subrounded of sandstone. Occasional black stained pockets. (VO = 3,3)	(2.20)		
1.50	ES 2					
			2.20 m Bedrock. EXPLORATORY HOLE ENDS AT 2.20 m	2.20		

Depth	Type & No.	Records Date

Groundwater Entries

No. Struck (m)	Post Strike Behaviour
None observed (see Key Sheet)	

Depth Related Remarks *

From to (m)

Stability Stable

Shoring None

Weather Sun

Notes: For explanation of symbols and abbreviations see key sheet. All depths and reduced levels in metres. Stratum thickness given in brackets in depth column.

Scale 1:25

(c) ESG www.esg.co.uk
426.4814/04/2015 17:10:59

Project Coed Darcy Sitewide Trial Pitting

Project No. H4039-14

Carried out for St Modwen Developments Limited

Trial Pit

TPE3576

Sheet 1 of 1

Trial Pit Log

Logged JH **Checked** AP	**Start** 06/03/2015 **End** 06/03/2015	**Equipment, Methods and Remarks** Komatsu PC210 Machine excavated trial pit from GL to 3.7m Terminated on bedrock.	**Dimensions and Orientation** Width 1.60 m Length 3.50 m A / D / B / C 023 (Deg)	**Ground Level** - **Coordinates** - **National Grid** - **Chainage**

Samples and Tests

Strata

Depth	Type & No.	Date Records	Description	Depth, *Level* (Thickness)	Legend	Backfill/ Instruments
0.50	ES 1		1 Grey brownish slightly sandy clayey subangular to subrounded, fine to coarse GRAVEL of sandstone with medium cobble content. Sand is fine to coarse. Cobbles are subangular to subrounded of sandstone. Odour of diesel. (VO = 1,3)	(3.70)		
1.50	ES 2					
2.50	ES 3					
3.50	ES 4					
			3.70 m Bedrock. EXPLORATORY HOLE ENDS AT 3.70 m	3.70		

Depth	Type & No.	Records Date

Groundwater Entries

No.	Struck (m)	Post Strike Behaviour

None observed (see Key Sheet)

Depth Related Remarks *

From to (m)

Stability Stable

Shoring None

Weather Fine

Notes: For explanation of symbols and abbreviations see key sheet. All depths and reduced levels in metres. Stratum thickness given in brackets in depth column.

Scale 1:25

(c) ESG www.esg.co.uk
426.4814/04/2015 17:11:03

Project Coed Darcy Sitewide Trial Pitting

Project No. H4039-14

Carried out for St Modwen Developments Limited

Trial Pit

TPE3577

Trial Pit Log

Logged JH **Checked** AP	**Start** 20/03/2015 **End** 20/03/2015	**Equipment, Methods and Remarks** Komatsu PC210 Machine excavated trial pit from GL to 3.60m. Terminated on bedrock.	**Dimensions and Orientation** Width 1.60 m Length 3.50 m A / D / B / C → 200 (Deg)	**Ground Level** - **Coordinates** - **National Grid** - **Chainage**

Samples and Tests

Depth	Type & No.	Date Records
0.50	ES 1	
1.50	ES 2	
2.50	ES 3	
3.50	ES 4	

Strata

Description	Depth, *Level* (Thickness)	Legend	Backfill/ Instruments
1 Grey slightly sandy slightly silty subangular to subrounded, fine to coarse GRAVEL of sandstone with medium cobble content. Cobbles are subrounded to well rounded of sandstone. (VO = 2,2)	(3.60)		
3.60 m Bedrock. EXPLORATORY HOLE ENDS AT 3.60 m	3.60		

Depth	Type & No.	Records Date

Groundwater Entries

No. Struck (m)	Post Strike Behaviour
None observed (see Key Sheet)	

Depth Related Remarks *

From to (m)

Stability Stable

Shoring None

Weather Fine

Notes: For explanation of symbols and abbreviations see key sheet. All depths and reduced levels in metres. Stratum thickness given in brackets in depth column.

Scale 1:25

(c) ESG www.esg.co.uk
426.4820/04/2015 15:05:49

Project Coed Darcy Sitewide Trial Pitting

Project No. H4039-14

Carried out for St Modwen Developments Limited

Trial Pit

TPE3578

Trial Pit Log

Logged NK **Checked** AP	**Start** 20/03/2015 **End** 20/03/2015	**Equipment, Methods and Remarks** Komatsu PC210 Terminated on concrete at GL.	**Dimensions and Orientation** Width 1.00 m Length 2.00 m A D B C -	**Ground Level** 0.00 mOD **Coordinates** - **National Grid** - **Chainage**

Samples and Tests

Depth	Type & No.	Date Records

Strata

Description	Depth, *Level* (Thickness)	Legend	Backfill/ Instruments
EXPLORATORY HOLE ENDS AT 0.00 m			

Depth	Type & No.	Records Date

Groundwater Entries

No. Struck (m)	Post Strike Behaviour

None observed (see Key Sheet)

Depth Related Remarks *

From to (m)

Stability Stable

Shoring None

Weather Sunny

Notes: For explanation of symbols and abbreviations see key sheet. All depths and reduced levels in metres. Stratum thickness given in brackets in depth column.

Scale 1:25

(c) ESG www.esg.co.uk
426.4820/04/2015 15:05:53

Project Coed Darcy Sitewide Trial Pitting

Project No. H4039-14

Carried out for St Modwen Developments Limited

Trial Pit

TPE3579

Trial Pit Log

Logged NK **Checked** AP	**Start** 25/03/2015 **End** 25/03/2015	**Equipment, Methods and Remarks** Komatsu PC210 Terminated on concrete at GL.	**Dimensions and Orientation** Width 1.00 m Length 2.00 m A D B C	**Ground Level** - **Coordinates** - **National Grid** - **Chainage**

Samples and Tests

Depth	Type & No.	Date Records

Strata

Description	Depth, *Level* (Thickness)	Legend	Backfill/ Instruments
EXPLORATORY HOLE ENDS AT 0.00 m			

Depth	Type & No.	Records Date

Groundwater Entries

No. Struck (m)	Post Strike Behaviour

None observed (see Key Sheet)

Depth Related Remarks *

From to (m)

Stability Stable

Shoring None

Weather Sunny

Notes: For explanation of symbols and abbreviations see key sheet. All depths and reduced levels in metres. Stratum thickness given in brackets in depth column.

Scale 1:25

(c) ESG www.esg.co.uk
426.4815/04/2015 16:34:55

Project Coed Darcy Sitewide Trial Pitting

Project No. H4039-14

Carried out for St Modwen Developments Limited

Trial Pit

TPE3645

Trial Pit Log

Logged AJ **Checked** AP	**Start** 01/04/2015 **End** 01/04/2015	**Equipment, Methods and Remarks** Komatsu PC210 Machine excavated trial pit from GL to 3.50m. Terminated due water ingress and collapse.	**Dimensions and Orientation** Width 1.60 m Length 3.50 m A B C D	**Ground Level** - **Coordinates** - **National Grid** - **Chainage**

Samples and Tests

Depth	Type & No.	Date Records
0.50	ES 1	
1.50	ES 2	
2.50	ES 3	
3.50	ES 4	

Strata

Description	Depth, *Level* (Thickness)	Legend	Backfill/ Instruments
1 Brown becoming brownish grey sandy slightly clayey subangular to subrounded, fine to coarse GRAVEL of sandstone. Sand is fine to coarse. (VO = 0,0)	(2.70)		
2 Grey sandy subrounded to rounded, fine to coarse GRAVEL of sandstone with high cobble content. Sand is fine to coarse. Cobbles are subrounded to rounded of sandstone. (VO = 1,1)	2.70 (0.80)		
EXPLORATORY HOLE ENDS AT 3.50 m	3.50		

Depth	Type & No.	Records Date

Groundwater Entries

No.	Struck (m)	Post Strike Behaviour
1	3.50	Fast inflow.

Depth Related Remarks *

From to (m)

Stability Unstable

Shoring None

Weather Dry

Notes: For explanation of symbols and abbreviations see key sheet. All depths and reduced levels in metres. Stratum thickness given in brackets in depth column.

Scale 1:25

(c) ESG www.esg.co.uk
426.4814/04/2015 11:43:34

Project Coed Darcy Sitewide Trial Pitting

Project No. H4039-14

Carried out for St Modwen Developments Limited

Trial Pit

TPE3646

Sheet 1 of 1

Trial Pit Log

Logged NK **Checked** AP	**Start** 06/03/2015 **End** 06/03/2015	**Equipment, Methods and Remarks** Komatsu PC210 Machine excavated trial pit from GL to 2.9m Terminated on bedrock.	**Dimensions and Orientation** Width 1.50 m Length 2.50 m A D B C	**Ground Level** - **Coordinates** - **National Grid** - **Chainage**

Samples and Tests

Strata

Depth	Type & No.	Date Records	Description	Depth, *Level* (Thickness)	Legend	Backfill/ Instruments
0.50	ES 1		1 Greyish brown sandy gravelly SILT with medium cobble content. Sand is fine to coarse. Gravel is subangular to subrounded, fine to coarse of sandstone. Cobbles are subangular to subrounded of sandstone. (VO = 1,1)	(2.90)		
1.50	ES 2					
2.50	ES 3					
			EXPLORATORY HOLE ENDS AT 2.90 m 2.90 m Bedrock.	2.90		
Depth	**Type & No.**	**Records Date**				

Groundwater Entries

No.	Struck (m)	Post Strike Behaviour

Depth Related Remarks *

From to (m)

Stability Unstable

Shoring None

Weather Sunny

Notes: For explanation of symbols and abbreviations see key sheet. All depths and reduced levels in metres. Stratum thickness given in brackets in depth column.

Scale 1:25

(c) ESG www.esg.co.uk
426.4814/04/2015 17:11:08

Project Coed Darcy Sitewide Trial Pitting

Project No. H4039-14

Carried out for St Modwen Developments Limited

Trial Pit

TPE3647

Sheet 1 of 1

Trial Pit Log

Logged CB **Checked** AP	**Start** 06/03/2015 **End** 06/03/2015	**Equipment, Methods and Remarks** Komatsu PC210 Machine excavated trial pit from GL to 2.3m Terminated due to collapse.	**Dimensions and Orientation** Width 1.60 m Length 3.50 m A B C D	**Ground Level** - **Coordinates** - **National Grid** - **Chainage**

Samples and Tests

Strata

Depth	Type & No.	Date Records	Description	Depth, *Level* (Thickness)	Legend	Backfill/ Instruments
0.50	ES 1		1 Soft to firm light greenish brown occasionally stained black slightly gravelly sandy CLAY with low cobble content. Gravel is angular to subrounded, fine to coarse. Sand is fine to coarse. Cobbles are subrounded. (VO = 3,3)	(1.60)		
1.50	ES 2		2 Soft light brownish orange slightly gravelly sandy CLAY with medium cobble content. Gravel is angualr to subrounded, fine to coarse. Sand is fine to coarse. Cobbles are angular to subrounded of sandstone. (VO = 1,2)	1.60 (0.70)		
			EXPLORATORY HOLE ENDS AT 2.30 m	2.30		
Depth	**Type & No.**	**Records Date**				

Groundwater Entries

No. Struck (m)	Post Strike Behaviour
None observed (see Key Sheet)	

Depth Related Remarks *

From to (m)

Stability Unstable - W/N side collapse.

Shoring None

Weather Sun

Notes: For explanation of symbols and abbreviations see key sheet. All depths and reduced levels in metres. Stratum thickness given in brackets in depth column.

Scale 1:25

(c) ESG www.esg.co.uk
426.4814/04/2015 17:11:12

Project Coed Darcy Sitewide Trial Pitting

Project No. H4039-14

Carried out for St Modwen Developments Limited

Trial Pit

TPE3648

Sheet 1 of 1

Trial Pit Log

Logged CB **Checked** AP	**Start** 06/03/2015 **End** 06/03/2015	**Equipment, Methods and Remarks** Komatsu PC210 Machine excavated trial pit from GL to 3.0m Terminated on bedrock.	**Dimensions and Orientation** Width 1.50 m Length 3.00 m A D B C	**Ground Level** - **Coordinates** - **National Grid** - **Chainage**

Samples and Tests

Depth	Type & No.	Date Records
0.50	ES 1	
1.50	ES 2	
2.50	ES 3	

Strata

Description	Depth, *Level* (Thickness)	Legend	Backfill/ Instruments
1 Soft light greenish brown slightly gravelly sandy SILT with low cobble content. Gravel is well angular to subrounded, fine to coarse. Sand is fine to coarse. Cobbles are angular to subrounded of sandstone. (VO = 2,2)	(2.40)		
2 Stiff to very stiff dark bluish brown gravelly slightly sandy CLAY with medium cobble content. Gravel is subrounded to well rounded, fine to coarse. Sand is fine to coarse. Cobbles are angular to subrounded of sandstone. (VO = 1,1)	2.40 (0.60)		
3.00 m Bedrock. EXPLORATORY HOLE ENDS AT 3.00 m	3.00		

Depth	Type & No.	Records Date

Groundwater Entries

No. Struck (m)	Post Strike Behaviour
None observed (see Key Sheet)	

Depth Related Remarks *

From to (m)

Stability Stable

Shoring None

Weather Sun

Notes: For explanation of symbols and abbreviations see key sheet. All depths and reduced levels in metres. Stratum thickness given in brackets in depth column.

Scale 1:25

(c) ESG www.esg.co.uk
426.4814/04/2015 17:11:17

Project Coed Darcy Sitewide Trial Pitting

Project No. H4039-14

Carried out for St Modwen Developments Limited

Trial Pit

TPE3649

Trial Pit Log

Logged CB **Checked** AP	**Start** 06/03/2015 **End** 06/03/2015	**Equipment, Methods and Remarks** Komatsu PC210 Machine excavated trial pit from GL to 1.0m Terminated due to flooding.	**Dimensions and Orientation** Width 1.50 m Length 3.00 m A / D / B / C	**Ground Level** - **Coordinates** - **National Grid** - **Chainage**

Samples and Tests

Strata

Depth	Type & No.	Date Records	Description	Depth, *Level* (Thickness)	Legend	Backfill/ Instruments
0.50	ES 1		1 (MADE GROUND) Light brown sandy well angular to angular, medium to coarse GRAVEL. Sand is fine to coarse. (VO = 2,2) 0.60 m Wire mesh.	(1.00)		1
			EXPLORATORY HOLE ENDS AT 1.00 m	1.00		

Depth	Type & No.	Records Date

Groundwater Entries

No.	Struck (m)	Post Strike Behaviour
1	1.00	Flooded with moderate hydrocarbon sheen.

Depth Related Remarks *
From to (m)

Stability Stable

Shoring None

Weather Sun

Notes: For explanation of symbols and abbreviations see key sheet. All depths and reduced levels in metres. Stratum thickness given in brackets in depth column.

Scale 1:25

(c) ESG www.esg.co.uk
426.4814/04/2015 17:11:21

Project Coed Darcy Sitewide Trial Pitting
Project No. H4039-14
Carried out for St Modwen Developments Limited

Trial Pit
TPE3650
Sheet 1 of 1

Trial Pit Log

Logged AJ **Checked** AP	**Start** 06/03/2015 **End** 06/03/2015	**Equipment, Methods and Remarks** Komatsu PC210 Machine excavated trial pit from GL to 2.1m Terminated due to water ingress.	**Dimensions and Orientation** Width 1.60 m Length 3.50 m A B C D	**Ground Level** - **Coordinates** - **National Grid** - **Chainage**

Samples and Tests

Depth	Type & No.	Date Records
0.50	ES 1	
1.70	ES 2	

Strata

Description	Depth, *Level* (Thickness)	Legend	Backfill/ Instruments
1 (MADE GROUND) Light brown subangular to subrounded, fine to coarse GRAVEL of limestone. (VO = 0,0)	(1.50)		
2 (MADE GROUND) Dark grey stained sandy subangular to subrounded, fine to coarse GRAVEL of sandstone, limestone and brick with medium cobble content. Cobbles are subangular to subrounded of sandstone and brick. (VO = 4,3)	1.50 (0.60)		1
EXPLORATORY HOLE ENDS AT 2.10 m	2.10		

Depth	Type & No.	Records Date

Groundwater Entries

No.	Struck (m)	Post Strike Behaviour
1	1.50	Fast inflow, perched.

Depth Related Remarks *
From to (m)

Stability Collapsing
Shoring None
Weather Dry

Notes: For explanation of symbols and abbreviations see key sheet. All depths and reduced levels in metres. Stratum thickness given in brackets in depth column.

Scale 1:25

(c) ESG www.esg.co.uk
426.4814/04/2015 17:11:24

Project Coed Darcy Sitewide Trial Pitting
Project No. H4039-14
Carried out for St Modwen Developments Limited

Trial Pit
TPE3651
Sheet 1 of 1

Trial Pit Log

Logged JH **Checked** AP	**Start** 20/03/2015 **End** 20/03/2015	**Equipment, Methods and Remarks** Komatsu PC210 Machine excavated trial pit from GL to 3.10m. Unable to progress through compacted gravel.	**Dimensions and Orientation** Width 1.60 m Length 3.50 m A / D / B / C 172 (Deg)

Ground Level -
Coordinates -
National Grid -
Chainage

Samples and Tests

Strata

Depth	Type & No.	Date Records	Description	Depth, *Level* (Thickness)	Legend	Backfill/ Instruments
0.50	ES 1		1 (MADE GROUND) Pinkish grey slightly clayey subangular to subrounded, fine to medium GRAVEL of limestone. (VO = 0,0)	(3.10)		
1.50	ES 2					
2.50	ES 3					
			EXPLORATORY HOLE ENDS AT 3.10 m	3.10		

Depth	Type & No.	Records Date

Groundwater Entries

No. Struck (m)	Post Strike Behaviour

None observed (see Key Sheet)

Depth Related Remarks *
From to (m)

Stability Stable
Shoring None
Weather Sunny

Notes: For explanation of symbols and abbreviations see key sheet. All depths and reduced levels in metres. Stratum thickness given in brackets in depth column.

Scale 1:25

(c) ESG www.esg.co.uk
426.4820/04/2015 15:06:13

Project Coed Darcy Sitewide Trial Pitting
Project No. H4039-14
Carried out for St Modwen Developments Limited

Trial Pit
TPE3652
Sheet 1 of 1

Trial Pit Log

Logged JH **Checked** AP	**Start** 06/03/2015 **End** 06/03/2015	**Equipment, Methods and Remarks** Komatsu PC210 Machine excavated trial pit from GL to 3.7m Terminated on bedrock.	**Dimensions and Orientation** Width 1.60 m Length 3.50 m A B C D 127 (Deg)	**Ground Level** - **Coordinates** - **National Grid** - **Chainage**

Samples and Tests

Depth	Type & No.	Date Records
0.50	ES 1	
1.50	ES 2	
2.50	ES 3	
3.50	ES 4	

Strata

Description	Depth, *Level* (Thickness)	Legend	Backfill/ Instruments
1 Soft grey slightly sandy slightly gravelly SILT. Sand is fine to coarse. Gravel is subangular to subrounded, fine to coarse of sandstone. (VO = 0,0)	(0.60)		
2 Grey slightly clayey sandy subangular to subrounded, fine to coarse GRAVEL of sandstone with medium cobble content. Sand is fine to coarse. Cobbles are subangular to subrounded of sandstone. (VO = 0,0)	0.60 (3.10)		
EXPLORATORY HOLE ENDS AT 3.70 m — 3.70 m Bedrock.	3.70		

Depth	Type & No.	Records Date

Groundwater Entries

No. Struck (m)	Post Strike Behaviour
None observed (see Key Sheet)	

Depth Related Remarks *

From to (m)

Stability Stable

Shoring None

Weather Fine

Notes: For explanation of symbols and abbreviations see key sheet. All depths and reduced levels in metres. Stratum thickness given in brackets in depth column.

Scale 1:25

(c) ESG www.esg.co.uk
426.4814/04/2015 17:11:28

Project Coed Darcy Sitewide Trial Pitting

Project No. H4039-14

Carried out for St Modwen Developments Limited

Trial Pit

TPE3655A

Sheet 1 of 1

Trial Pit Log

Logged JH **Checked** AP	**Start** 10/03/2015 **End** 10/03/2015	**Equipment, Methods and Remarks** Komatsu PC210 Machine excavated trial pit form GL to 4.40m. Terminated on bedrock.	**Dimensions and Orientation** Width 1.60 m Length 3.50 m A B C D	**Ground Level** - **Coordinates** - **National Grid** - **Chainage**

Samples and Tests

Depth	Type & No.	Date Records
0.50	ES 1	
1.50	ES 2	
2.50	ES 3	
3.50	ES 4	

Strata

Description	Depth, *Level* (Thickness)	Legend	Backfill/ Instruments
1 Soft grey brown slightly sandy slightly gravelly SILT. Sand is fine to coarse. Gravel is subangular to subrounded of sandstone. (VO = 1,3)	(1.30)		
2 Soft grey brown slightly sandy slightly gravelly SILT. Sand is fine to coarse. Gravel is subangular to subrounded of sandstone with moderate cobble content. (VO = 1,2)	1.30 (3.10)		
EXPLORATORY HOLE ENDS AT 4.40 m — 4.40 m Bedrock.	4.40		

Depth	Type & No.	Records Date

Groundwater Entries

No. Struck (m)	Post Strike Behaviour
None observed (see Key Sheet)	

Depth Related Remarks *

From to (m)

Stability Stable

Shoring None

Weather Fine

Notes: For explanation of symbols and abbreviations see key sheet. All depths and reduced levels in metres. Stratum thickness given in brackets in depth column.

Scale 1:25

(c) ESG www.esg.co.uk
426.4808/04/2015 13:17:40

Project Coed Darcy Sitewide Trial Pitting

Project No. H4039-14

Carried out for St Modwen Developments Limited

Trial Pit

TPE3656

Trial Pit Log

Logged JH **Checked** AP	**Start** 06/03/2015 **End** 06/03/2015	**Equipment, Methods and Remarks** Komatsu PC210 Machine excavated trial pit from GL to 2.7m Terminated on bedrock.	**Dimensions and Orientation** Width 1.60 m Length 3.50 m A / D / B / C 356 (Deg)	**Ground Level** - **Coordinates** - **National Grid** - **Chainage**

Samples and Tests

Depth	Type & No.	Date Records
0.50	ES 1	
1.50	ES 2	

Strata

Description	Depth, *Level* (Thickness)	Legend	Backfill/ Instruments
1 Grey slightly sandy clayey subangular to subrounded, fine to coarse GRAVEL of sandstone with medium cobble content. Sand is fine to coarse. Cobbles are subangular to subrounded of sandstone. Rare pockets of oil stained sand. Odour of diesel. (VO = 1,3)	(2.70)		
2.70 m Bedrock. EXPLORATORY HOLE ENDS AT 2.70 m	2.70		

Depth	Type & No.	Records Date

Groundwater Entries

No. Struck (m)	Post Strike Behaviour
None observed (see Key Sheet)	

Depth Related Remarks *

From to (m)

Stability Stable

Shoring None

Weather Fine

Notes: For explanation of symbols and abbreviations see key sheet. All depths and reduced levels in metres. Stratum thickness given in brackets in depth column.

Scale 1:25

(c) ESG www.esg.co.uk
426.4814/04/2015 17:11:30

Project Coed Darcy Sitewide Trial Pitting

Project No. H4039-14

Carried out for St Modwen Developments Limited

Trial Pit

TPE3658B

Trial Pit Log

Logged JH **Checked** AP	**Start** 10/03/2015 **End** 10/03/2015	**Equipment, Methods and Remarks** Komatsu PC210 Machine excavated trial pit from GL to 4.60m. Terminated on bedrock.	**Dimensions and Orientation** Width 1.60 m Length 2.90 m A / D / B / C	**Ground Level** - **Coordinates** - **National Grid** - **Chainage**

Samples and Tests

Depth	Type & No.	Date Records
0.50	ES 1	
1.30	ES 2	
2.30	ES 3	
3.30	ES 4	
4.30	ES 5	

Strata

Description	Depth, *Level* (Thickness)	Legend	Backfill/ Instruments
1 Firm orangish grey slightly sandy gravelly SILT. Sand is fine to coarse. Gravel is subangular to subrounded fine to coarse of sandstone. (VO = 1,2)	(1.20)		
2 Grey slightly clayey sandy subangular to subrounded fine to coarse GRAVEL of sandstone with moderate cobble content. Cobbles are subrounded to well rounded of sandstone. (VO = 0,0)	1.20 (3.40)		
EXPLORATORY HOLE ENDS AT 4.60 m 4.60 m Bedrock.	4.60		

Depth	Type & No.	Records Date

Groundwater Entries

No. Struck (m)	Post Strike Behaviour

None observed (see Key Sheet)

Depth Related Remarks *

From to (m)

Stability Stable

Shoring None

Weather Fine

Notes: For explanation of symbols and abbreviations see key sheet. All depths and reduced levels in metres. Stratum thickness given in brackets in depth column.

Scale 1:25

(c) ESG www.esg.co.uk
426.4808/04/2015 13:17:43

Project Coed Darcy Sitewide Trial Pitting

Project No. H4039-14

Carried out for St Modwen Developments Limited

Trial Pit

TPE3659

Trial Pit Log

Logged JH **Checked** AP	**Start** 13/03/2015 **End** 13/03/2015	**Equipment, Methods and Remarks** Komatsu PC210 Machine excavated trial pit from GL to 2.80m. Unable to progress beyond 2.80m.	**Dimensions and Orientation** Width 1.80 m Length 3.50 m A B C D	**Ground Level** - **Coordinates** - **National Grid** - **Chainage**

Samples and Tests

Depth	Type & No.	Date Records
0.50	ES 1	
1.50	ES 2	
2.50	ES 3	

Strata

Description	Depth, *Level* (Thickness)	Legend	Backfill/ Instruments
1 Soft orangish brown slightly sandy slightly gravelly SILT with low cobble content. Gravel is subangular to subrounded fine to coarse of sandstone. Cobbles are subrounded to well rounded of sandstone. (VO = 1,1)	(0.70)		
2 Grey slightly sandy clayey subangular to subrounded fine to coarse GRAVEL of sandstone with moderate cobble content. Cobbles are subrounded to well rounded of sandstone. (VO = 2,2)	0.70 (2.10)		
EXPLORATORY HOLE ENDS AT 2.80 m	2.80		

Depth	Type & No.	Records Date

Groundwater Entries

No.	Struck (m)	Post Strike Behaviour

None observed (see Key Sheet)

Depth Related Remarks *

From to (m)

Stability Unstable

Shoring None

Weather Overcast

Notes: For explanation of symbols and abbreviations see key sheet. All depths and reduced levels in metres. Stratum thickness given in brackets in depth column.

Scale 1:25

(c) ESG www.esg.co.uk
426.4815/04/2015 13:44:51

Project Coed Darcy Sitewide Trial Pitting

Project No. H4039-14

Carried out for St Modwen Developments Limited

Trial Pit

TPE3660

Trial Pit Log

Logged AJ **Checked** AP	**Start** 06/03/2015 **End** 06/03/2015	**Equipment, Methods and Remarks** Komatsu PC210 Machine excavated trial pit from GL to 1.0m Unable to progress beyond 1.00m.	**Dimensions and Orientation** Width 1.60 m Length 3.50 m 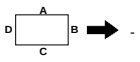 -	**Ground Level** - **Coordinates** - **National Grid** - **Chainage**

Samples and Tests

Strata

Depth	Type & No.	Date Records	Description	Depth, *Level* (Thickness)	Legend	Backfill/ Instruments
			1 (MADE GROUND) Reddish grey subangular to subrounded, fine to coarse GRAVEL of limestone. (VO = 0,0)	(1.00)		
0.50	ES 1					
			EXPLORATORY HOLE ENDS AT 1.00 m	1.00		
Depth	**Type & No.**	**Records Date**				

Groundwater Entries

No. Struck (m)	Post Strike Behaviour

None observed (see Key Sheet)

Depth Related Remarks *

From to (m)

Stability Stable

Shoring None

Weather Dry

Notes: For explanation of symbols and abbreviations see key sheet. All depths and reduced levels in metres. Stratum thickness given in brackets in depth column.

Scale 1:25

(c) ESG www.esg.co.uk
426.4814/04/2015 17:11:35

Project Coed Darcy Sitewide Trial Pitting

Project No. H4039-14

Carried out for St Modwen Developments Limited

Trial Pit

TPE3662

Trial Pit Log

Logged CB **Checked** AP	**Start** 06/03/2015 **End** 06/03/2015	**Equipment, Methods and Remarks** Komatsu PC210 Machine excavated trial pit from GL to 2.0m Terminated on bedrock.	**Dimensions and Orientation** Width 1.50 m Length 3.00 m A B C D	**Ground Level** - **Coordinates** - **National Grid** - **Chainage**

Samples and Tests

Strata

Depth	Type & No.	Date Records	Description	Depth, *Level* (Thickness)	Legend	Backfill/ Instruments
0.50	ES 1		1 Soft light orange and light greenish brown gravelly sandy CLAY with medium cobble content. Gravel is well angular to subrounded, fine to coarse of sandstone. Sand is fine to coarse. Cobbles are well angular to angular occasionally tabular of sandstone. (VO = 1,1)	(2.00)		
1.50	ES 2					
			EXPLORATORY HOLE ENDS AT 2.00 m 2.00 m Bedrock.	2.00		
Depth	**Type & No.**	**Records Date**				

Groundwater Entries

No.	Struck (m)	Post Strike Behaviour
1	1.80	Slow flow, no hydrocarbon sheen

Depth Related Remarks *
From to (m)

Stability Stable
Shoring None
Weather Sun

Notes: For explanation of symbols and abbreviations see key sheet. All depths and reduced levels in metres. Stratum thickness given in brackets in depth column.

Scale 1:25

(c) ESG www.esg.co.uk
426.4814/04/2015 17:11:39

Project Coed Darcy Sitewide Trial Pitting
Project No. H4039-14
Carried out for St Modwen Developments Limited

Trial Pit
TPE3663
Sheet 1 of 1

Trial Pit Log

Logged CB **Checked** AP	**Start** 06/03/2015 **End** 06/03/2015	**Equipment, Methods and Remarks** Komatsu PC210 Machine excavated trial pit from GL to 1.0m Terminated on bedrock.	**Dimensions and Orientation** Width 1.50 m Length 3.00 m A D B C	**Ground Level** - **Coordinates** - **National Grid** - **Chainage**

Samples and Tests

Strata

Depth	Type & No.	Date Records	Description	Depth, *Level* (Thickness)	Legend	Backfill/ Instruments
0.50	ES 1		1 Firm light brownish orange and light greenish brown slightly gravelly sandy CLAY with high cobble content. Gravel is well angular to subrounded, fine to coarse. Sand is fine to coarse. Cobbles are well angular to angular occasionally tabular of sandstone. (VO = 2,2)	(1.00)		
			1.00 m Bedrock. EXPLORATORY HOLE ENDS AT 1.00 m	1.00		

Depth	Type & No.	Records Date

Groundwater Entries

No.	Struck (m)	Post Strike Behaviour
1	1.00	Water with slight hydrocarbon sheen.

Depth Related Remarks *

From to (m)

Stability Stable

Shoring None

Weather Sun

Notes: For explanation of symbols and abbreviations see key sheet. All depths and reduced levels in metres. Stratum thickness given in brackets in depth column.

Scale 1:25

(c) ESG www.esg.co.uk
426.4814/04/2015 17:11:42

Project Coed Darcy Sitewide Trial Pitting

Project No. H4039-14

Carried out for St Modwen Developments Limited

Trial Pit

TPE3664

Trial Pit Log

Logged NK **Checked** AP	**Start** 06/03/2015 **End** 06/03/2015	**Equipment, Methods and Remarks** Komatsu PC210 Terminated due to flooding at surface.	**Dimensions and Orientation** Width 1.00 m Length 2.00 m A B C D	**Ground Level** - **Coordinates** - **National Grid** - **Chainage**

Samples and Tests

Depth	Type & No.	Date Records

Strata

Description	Depth, *Level* (Thickness)	Legend	Backfill/ Instruments
EXPLORATORY HOLE ENDS AT 0.00 m			

Depth	Type & No.	Records Date

Groundwater Entries

No. Struck (m)	Post Strike Behaviour

None observed (see Key Sheet)

Depth Related Remarks *

From to (m)

Stability

Shoring None

Weather Sunny

Notes: For explanation of symbols and abbreviations see key sheet. All depths and reduced levels in metres. Stratum thickness given in brackets in depth column.

Scale 1:25

(c) ESG www.esg.co.uk
426.4814/04/2015 17:11:46

Project Coed Darcy Sitewide Trial Pitting

Project No. H4039-14

Carried out for St Modwen Developments Limited

Trial Pit

TPE3665

Trial Pit Log

Logged NK Checked AP	Start 25/03/2015 End 25/03/2015	Equipment, Methods and Remarks Komatsu PC210 Machine excavated trial piot from GL to 4.20m. Terminated on bedrock.	Dimensions and Orientation Width 1.00 m Length 2.50 m A B C D → -	Ground Level - Coordinates - National Grid - Chainage

Samples and Tests / Strata

Depth	Type & No.	Date Records	Description	Depth, *Level* (Thickness)	Legend	Backfill/ Instruments
			1 (MADE GROUND) Light brown slightly silty gravelly fine to coarse SAND with medium cobble content. Gravel is subangular to subrounded, fine to coarse of sandstone. Cobbles are subangular to subrounded of sandstone. (VO = 0,0)	(0.40)		
0.50	ES 1		2 (MADE GROUND) Black silty gravelly fine to coarse SAND with medium cobble content. Gravel is subangular to subrounded of sandstone. Cobbles are subangular to subrounded of sandstone. (VO = 4,3)	0.40 (0.80)		
1.50	ES 2		3 Firm brown mottled black slightly sandy gravelly CLAY with medium cobble content. Sand is fine to coarse. Gravel is subangular to subrounded, fine to coarse of sandstone. Cobbles are subangular to subrounded of sandstone. (VO = 3,3)	1.20 (1.10)		
2.50	ES 3		4 Brown silty gravelly fine to coarse SAND with medium cobble content. Gravel is subangular to subrounded, fine to coarse of sandstone. Cobbles are subangular to subrounded of sandstone. (VO = 0,0)	2.30 (1.90)	1	
3.50	ES 4					
			EXPLORATORY HOLE ENDS AT 4.20 m 4.20 m Bedrock.	4.20		
Depth	Type & No.	Records Date				

Groundwater Entries

No.	Struck (m)	Post Strike Behaviour
1	2.50	Seepage in all sides.

Depth Related Remarks *
From to (m)

Stability Unstable
Shoring None
Weather Cloudy

Notes: For explanation of symbols and abbreviations see key sheet. All depths and reduced levels in metres. Stratum thickness given in brackets in depth column.

Scale 1:25

(c) ESG www.esg.co.uk
426.4815/04/2015 16:34:59

Project Coed Darcy Sitewide Trial Pitting
Project No. H4039-14
Carried out for St Modwen Developments Limited

Trial Pit
TPE3666
Sheet 1 of 1

Trial Pit Log

Logged JH **Checked** AP	**Start** 25/03/2015 **End** 25/03/2015	**Equipment, Methods and Remarks** Komatsu Pc210 Machine excavated trila pit from GL to 1.00m. Terminated due to water ingress.	**Dimensions and Orientation** Width 1.60 m Length 3.50 m A D B C	**Ground Level** - **Coordinates** - **National Grid** - **Chainage**

Samples and Tests

Depth	Type & No.	Date Records
0.50	ES 1	

Strata

Description	Depth, *Level* (Thickness)	Legend	Backfill/ Instruments
1 (MADE GROUND) Greyish brown slightly sandy silty subangular to subrounded, fine to coarse GRAVEL of limestone with medium cobble content. Sand is fine to coarse. Cobbles are subangular to subrounded of limestone, sandstone and concrete. Occasional black oil staining. (VO = 2,2)	(1.00)		1
EXPLORATORY HOLE ENDS AT 1.00 m	1.00		

Depth	Type & No.	Records Date

Groundwater Entries

No.	Struck (m)	Post Strike Behaviour
1	0.40	Rapid inflow.

Depth Related Remarks *
From to (m)

Stability Stable
Shoring None
Weather Fine

Notes: For explanation of symbols and abbreviations see key sheet. All depths and reduced levels in metres. Stratum thickness given in brackets in depth column.

Scale 1:25

(c) ESG www.esg.co.uk
426.4815/04/2015 16:35:06

Project Coed Darcy Sitewide Trial Pitting
Project No. H4039-14
Carried out for St Modwen Developments Limited

Trial Pit
TPE3723
Sheet 1 of 1

Trial Pit Log

Logged JH **Checked** AP	**Start** 25/03/2015 **End** 25/03/2015	**Equipment, Methods and Remarks** Komatsu PC210 Machine excavated trial pit from GL to 5.20m. Terminated at maximum reach of excavator.	**Dimensions and Orientation** Width 1.60 m Length 3.50 m A B C D → 270 (Deg)	**Ground Level** - **Coordinates** - **National Grid** - **Chainage**

Samples and Tests

Depth	Type & No.	Date Records
0.50	ES 1	
1.50	ES 2	
2.50	ES 3	
3.50	ES 4	
4.50	ES 5	

Strata

Description	Depth, *Level* (Thickness)	Legend	Backfill/ Instruments
1 Greyish brown with black staining slightly sandy silty subangular to subrounded fine to coarse GRAVEL of sandstone and limestone with low cobble content. Cobbles are subrounded to well rounded of sandstone. (VO = 2,2)	(2.10)		
2 Greyish brown with black staining slightly sandy silty subangular to subrounded, fine to coarse GRAVEL of sandstone and limestone with low cobble content. Sand is fine to coarse. Cobbles are subrounded to well rounded of sandstone. (VO = 0,0)	2.10 (3.10)		
Stratum continues to 5.20 m			

Depth	Type & No.	Records Date

Groundwater Entries

No. Struck (m)	Post Strike Behaviour
None observed (see Key Sheet)	

Depth Related Remarks *

From to (m)

Stability Stable

Shoring None

Weather Fine

Notes: For explanation of symbols and abbreviations see key sheet. All depths and reduced levels in metres. Stratum thickness given in brackets in depth column.

Scale 1:25

(c) ESG www.esg.co.uk
426.4815/04/2015 16:35:09

Project Coed Darcy Sitewide Trial Pitting

Project No. H4039-14

Carried out for St Modwen Developments Limited

Trial Pit

TPE3724

Trial Pit Log

Logged JH **Checked** AP	**Start** 25/03/2015 **End** 25/03/2015	**Equipment, Methods and Remarks** Komatsu PC210 Machine excavated trial pit from GL to 5.20m. Terminated at maximum reach of excavator.	**Dimensions and Orientation** Width 1.60 m Length 3.50 m A / D / B / C 270 (Deg)	**Ground Level** - **Coordinates** - **National Grid** - **Chainage**

Samples and Tests

Depth	Type & No.	Date Records

Strata

Description	Depth, *Level* (Thickness)	Legend	Backfill/ Instruments
2 Greyish brown with black staining slightly sandy silty subangular to subrounded, fine to coarse GRAVEL of sandstone and limestone with low cobble content. Sand is fine to coarse. Cobbles are subrounded to well rounded of sandstone. (VO = 0,0) 5.20 m Bedrock. EXPLORATORY HOLE ENDS AT 5.20 m	5.20		

Depth	Type & No.	Records Date

Groundwater Entries

No. Struck (m)	Post Strike Behaviour
None observed (see Key Sheet)	

Depth Related Remarks *

From to (m)

Stability Stable

Shoring None

Weather Fine

Notes: For explanation of symbols and abbreviations see key sheet. All depths and reduced levels in metres. Stratum thickness given in brackets in depth column.

Scale 1:25

(c) ESG www.esg.co.uk
426.4815/04/2015 16:35:11

Project Coed Darcy Sitewide Trial Pitting

Project No. H4039-14

Carried out for St Modwen Developments Limited

Trial Pit

TPE3724

Trial Pit Log

Logged NK **Checked** AP	**Start** 06/03/2015 **End** 06/03/2015	**Equipment, Methods and Remarks** Komatsu PC210 Machine excavated trial pit from GL to 3.4m Terminated on bedrock.	**Dimensions and Orientation** Width 1.00 m Length 2.50 m 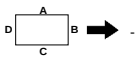 -	**Ground Level** - **Coordinates** - **National Grid** - **Chainage**

Samples and Tests

Depth	Type & No.	Date Records
0.50	ES 1	
1.50	ES 2	
2.50	ES 3	

Strata

Description	Depth, *Level* (Thickness)	Legend	Backfill/ Instruments
1 Greyish brown silty gravelly, fine to coarse SAND with medium cobble content. Gravel is subangular to subrounded, fine to coarse of sandstone. Cobbles are subangular to subrounded of sandstone. (VO = 1,1)	(2.00)		
2 Orangish brown slightly silty gravelly, fine to medium SAND with medium cobble content. Gravel is subangular to subrounded, fine to coarse of sandstone. Cobbles are subangular to subrounded of sandstone. (VO = 0,0)	2.00 (1.40)		
EXPLORATORY HOLE ENDS AT 3.40 m 3.40 m Bedrock.	3.40		

Depth	Type & No.	Records Date

Groundwater Entries

No.	Struck (m)	Post Strike Behaviour

Depth Related Remarks *

From **to (m)**

Stability Unstable

Shoring None

Weather Sunny

Notes: For explanation of symbols and abbreviations see key sheet. All depths and reduced levels in metres. Stratum thickness given in brackets in depth column.

Scale 1:25

(c) ESG www.esg.co.uk
426.4814/04/2015 17:11:49

Project Coed Darcy Sitewide Trial Pitting

Project No. H4039-14

Carried out for St Modwen Developments Limited

Trial Pit

TPE3725

Trial Pit Log

Logged NK **Checked** AP	**Start** 06/03/2015 **End** 06/03/2015	**Equipment, Methods and Remarks** Komatsu PC210 Machine excavated trial pit from GL to 2.8m Terminated on bedrock.	**Dimensions and Orientation** Width 1.00 m Length 2.50 m A D B C	**Ground Level** - **Coordinates** - **National Grid** - **Chainage**

Samples and Tests

Depth	Type & No.	Date Records
0.50	ES 1	
1.50	ES 2	
2.50	ES 3	

Strata

Description	Depth, *Level* (Thickness)	Legend	Backfill/ Instruments
1 Greyish brown silty gravelly, fine to coarse SAND with medium cobble content. Gravel is subangular to subrounded, fine to coarse of sandstone. Cobbles are subangular to subrounded of sandstone. (VO = 1,0)	(1.70)		
2 Light brown gravelly, fine to medium SAND with medium cobble content. Gravel is subangular to subrounded, fine to coarse of sandstone. Cobbles are subangular to subrounded of sandstone. (VO = 0,0)	1.70 (1.10)		
2.80 m Bedrock. EXPLORATORY HOLE ENDS AT 2.80 m	2.80		

Depth	Type & No.	Records Date

Groundwater Entries

No. Struck (m)	Post Strike Behaviour

Depth Related Remarks *

From to (m)

Stability Unstable

Shoring None

Weather Sunny

Notes: For explanation of symbols and abbreviations see key sheet. All depths and reduced levels in metres. Stratum thickness given in brackets in depth column.

Scale 1:25

(c) ESG www.esg.co.uk
426.4814/04/2015 17:11:52

Project Coed Darcy Sitewide Trial Pitting

Project No. H4039-14

Carried out for St Modwen Developments Limited

Trial Pit

TPE3726

Trial Pit Log

Logged NK **Checked** AP	**Start** 06/03/2015 **End** 06/03/2015	**Equipment, Methods and Remarks** Komatsu PC210 Machine excavated trial pit from GL to 3.2m Terminated on bedrock.	**Dimensions and Orientation** Width 1.00 m Length 2.50 m	**Ground Level** - **Coordinates** - **National Grid** - **Chainage**

Samples and Tests

Depth	Type & No.	Date Records
0.50	ES 1	
1.50	ES 2	
2.50	ES 3	

Strata

Description	Depth, *Level* (Thickness)	Legend	Backfill/ Instruments
1 Soft grey sandy gravelly SILT with medium cobble content. Sand is fine to coarse. Gravel is subangular to subrounded, fine to coarse of sandstone. Cobbles are subangular to subrounded of sandstone. (VO = 1,1)	(1.00)		
2 Brown slightly silty gravelly, fine to coarse SAND with medium cobble content. Gravel is subangular to subrounded, fine to coarse of sandstone. Cobbles are subangular to subrounded of sandstone. (VO = 0,0)	1.00 (2.20)		
EXPLORATORY HOLE ENDS AT 3.20 m 3.20 m Bedrock.	3.20		

Depth	Type & No.	Records Date

Groundwater Entries

No.	Struck (m)	Post Strike Behaviour

None observed (see Key Sheet)

Depth Related Remarks *

From to (m)

Stability Unstable

Shoring None

Weather Sunny

Notes: For explanation of symbols and abbreviations see key sheet. All depths and reduced levels in metres. Stratum thickness given in brackets in depth column.

Scale 1:25

(c) ESG www.esg.co.uk
426.4814/04/2015 17:11:55

Project Coed Darcy Sitewide Trial Pitting

Project No. H4039-14

Carried out for St Modwen Developments Limited

Trial Pit

TPE3727

Sheet 1 of 1

Trial Pit Log

Logged NK **Checked** AP	**Start** 06/03/2015 **End** 06/03/2015	**Equipment, Methods and Remarks** Komatsu PC210 Machine excavated trial pit from GL to 2.0m Terminated due to collapse.	**Dimensions and Orientation** Width 1.00 m Length 2.50 m A / D / B / C	**Ground Level** - **Coordinates** - **National Grid** - **Chainage**

Samples and Tests

Depth	Type & No.	Date Records
0.50	ES 1	
1.50	ES 2	

Strata

Description	Depth, *Level* (Thickness)	Legend	Backfill/ Instruments
1 Brown slightly silty gravelly, fine to medium SAND with medium cobble content. Gravel is subangular to subrounded, fine to coarse of sandstone. Cobbles are subangular to subrounded of sandstone. (VO = 1,1)	(2.00)		
EXPLORATORY HOLE ENDS AT 2.00 m	2.00		

Depth	Type & No.	Records Date

Groundwater Entries

No. Struck (m)	Post Strike Behaviour
None observed (see Key Sheet)	

Depth Related Remarks *

From to (m)

Stability Unstable

Shoring None

Weather Sunny

Notes: For explanation of symbols and abbreviations see key sheet. All depths and reduced levels in metres. Stratum thickness given in brackets in depth column.

Scale 1:25

(c) ESG www.esg.co.uk
426.4814/04/2015 17:11:58

Project Coed Darcy Sitewide Trial Pitting

Project No. H4039-14

Carried out for St Modwen Developments Limited

Trial Pit

TPE3728

Trial Pit Log

Logged AJ **Checked** AP	**Start** 06/03/2015 **End** 06/03/2015	**Equipment, Methods and Remarks** Komatsu PC210 Machine excavated trial pit from GL to 3.0m Terminated due to water ingress.	**Dimensions and Orientation** Width 1.60 m Length 3.50 m A / D / B / C	**Ground Level** - **Coordinates** - **National Grid** - **Chainage**

Samples and Tests

Depth	Type & No.	Date Records
0.50	ES 1	
1.50	ES 2	
2.50	ES 3	
3.00	ES 4	

Strata

Description	Depth, *Level* (Thickness)	Legend	Backfill/ Instruments
1 (MADE GROUND) Light brown, fine to coarse GRAVEL of limestone. (VO = 0,0)	(2.80)		
2 Brown sandy, fine to coarse GRAVEL of sandstone. (VO = 0,0)	2.80		
EXPLORATORY HOLE ENDS AT 3.00 m	3.00		

Depth	Type & No.	Records Date

Groundwater Entries

No.	Struck (m)	Post Strike Behaviour
1	3.00	Fast inflow.

Depth Related Remarks *

From to (m)

Stability Stable

Shoring None

Weather Dry

Notes: For explanation of symbols and abbreviations see key sheet. All depths and reduced levels in metres. Stratum thickness given in brackets in depth column.

Scale 1:25

(c) ESG www.esg.co.uk
426.4814/04/2015 17:12:02

Project Coed Darcy Sitewide Trial Pitting

Project No. H4039-14

Carried out for St Modwen Developments Limited

Trial Pit

TPE3730

Trial Pit Log

Logged AJ **Checked** AP	**Start** 06/03/2015 **End** 06/03/2015	**Equipment, Methods and Remarks** Komatsu PC210 Machine excavated trial pit from GL to 1.0m Unable to progress beyond 1.00m.	**Dimensions and Orientation** Width 1.60 m Length 3.50 m 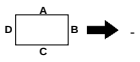 -	**Ground Level** - **Coordinates** - **National Grid** - **Chainage**

Samples and Tests

Strata

Depth	Type & No.	Date Records	Description	Depth, *Level* (Thickness)	Legend	Backfill/ Instruments
0.50	ES 1		1 (MADE GROUND) Reddish brown subangular to subrounded, fine to coarse GRAVEL of limestone. (VO = 0,0)	(1.00)		
			EXPLORATORY HOLE ENDS AT 1.00 m	1.00		

Depth	Type & No.	Records Date

Groundwater Entries

No. Struck (m)	Post Strike Behaviour

None observed (see Key Sheet)

Depth Related Remarks *

From to (m)

Stability Stable

Shoring None

Weather Dry

Notes: For explanation of symbols and abbreviations see key sheet. All depths and reduced levels in metres. Stratum thickness given in brackets in depth column.

Scale 1:25

(c) ESG www.esg.co.uk
426.4814/04/2015 17:12:05

Project Coed Darcy Sitewide Trial Pitting

Project No. H4039-14

Carried out for St Modwen Developments Limited

Trial Pit

TPE3731

Trial Pit Log

Logged JH **Checked** AP	**Start** 06/03/2015 **End** 06/03/2015	**Equipment, Methods and Remarks** Komatsu PC210 Machine excavated trial pit from GL to 3.8m Terminated on bedrock.	**Dimensions and Orientation** Width 1.60 m Length 3.50 m A / D / B / C 089 (Deg)	**Ground Level** - **Coordinates** - **National Grid** - **Chainage**

Samples and Tests

Depth	Type & No.	Date Records
0.50	ES 1	
1.50	ES 2	
2.50	ES 3	

Strata

Description	Depth, *Level* (Thickness)	Legend	Backfill/ Instruments
1 Soft grey and orange slightly gravelly slightly sandy CLAY. Sand is fine. Gravel is subangular to subrounded, fine to coarse of sandstone. (VO = 0,0)	(1.20)		
2 Soft grey and orange slightly gravelly slightly sandy CLAY with medium cobble content. Sand is fine to coarse. Gravel is subangular to subrounded, fine to coarse of sandstone. Cobbles are subangular to subrounded of sandstone. (VO = 0,0)	1.20 (2.60)		
3.80 m Bedrock. EXPLORATORY HOLE ENDS AT 3.80 m	3.80		

Depth	Type & No.	Records Date

Groundwater Entries

No. Struck (m)	Post Strike Behaviour
None observed (see Key Sheet)	

Depth Related Remarks *

From to (m)

Stability Stable

Shoring None

Weather Fine

Notes: For explanation of symbols and abbreviations see key sheet. All depths and reduced levels in metres. Stratum thickness given in brackets in depth column.

Scale 1:25

(c) ESG www.esg.co.uk
426.4814/04/2015 17:12:10

Project Coed Darcy Sitewide Trial Pitting

Project No. H4039-14

Carried out for St Modwen Developments Limited

Trial Pit

TPE3734A

Trial Pit Log

Logged AJ **Checked** AP	**Start** 06/03/2015 **End** 06/03/2015	**Equipment, Methods and Remarks** Komatsu PC210 Machine excavated trial pit from GL to 1.0m Unable to progress beyond 1.00m.	**Dimensions and Orientation** Width 1.60 m Length 3.50 m A D B C	**Ground Level** - **Coordinates** - **National Grid** - **Chainage**

Samples and Tests

Strata

Depth	Type & No.	Date Records	Description	Depth, *Level* (Thickness)	Legend	Backfill/ Instruments
0.50	ES 1		1 (MADE GROUND) Reddish grey subangular to subrounded, fine to coarse GRAVEL of limestone. (VO = 0,0)	(1.00)		
			EXPLORATORY HOLE ENDS AT 1.00 m	1.00		

Depth	Type & No.	Records Date

Groundwater Entries

No. Struck (m)	Post Strike Behaviour

None observed (see Key Sheet)

Depth Related Remarks *

From to (m)

Stability Stable

Shoring None

Weather Dry

Notes: For explanation of symbols and abbreviations see key sheet. All depths and reduced levels in metres. Stratum thickness given in brackets in depth column.

Scale 1:25

(c) ESG www.esg.co.uk
426.4814/04/2015 17:12:17

Project Coed Darcy Sitewide Trial Pitting

Project No. H4039-14

Carried out for St Modwen Developments Limited

Trial Pit

TPE3738

Trial Pit Log

Logged AJ **Checked** AP	**Start** 06/03/2015 **End** 06/03/2015	**Equipment, Methods and Remarks** Komatsu PC210 Machine excavated trial pit from GL to 1.0m Unable to progress beyond 1.00m.	**Dimensions and Orientation** Width 1.60 m Length 3.50 m 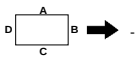 -	**Ground Level** - **Coordinates** - **National Grid** - **Chainage**

Samples and Tests

Strata

Depth	Type & No.	Date Records	Description	Depth, *Level* (Thickness)	Legend	Backfill/ Instruments
0.50	ES 1		1 (MADE GROUND) Light brown, fine to coarse GRAVEL of limestone. (VO = 0,0)	(1.00)		
			EXPLORATORY HOLE ENDS AT 1.00 m	1.00		

Depth	Type & No.	Records Date

Groundwater Entries

No. Struck (m)	Post Strike Behaviour

None observed (see Key Sheet)

Depth Related Remarks *

From to (m)

Stability Stable

Shoring None

Weather Dry

Notes: For explanation of symbols and abbreviations see key sheet. All depths and reduced levels in metres. Stratum thickness given in brackets in depth column.

Scale 1:25

(c) ESG www.esg.co.uk
426.4814/04/2015 17:12:20

Project Coed Darcy Sitewide Trial Pitting

Project No. H4039-14

Carried out for St Modwen Developments Limited

Trial Pit

TPE3739

Trial Pit Log

Logged NK **Checked** AP	**Start** 06/03/2015 **End** 06/03/2015	**Equipment, Methods and Remarks** Komatsu PC210 Machine excavated trial pit from GL to 3.1m Terminated on bedrock.	**Dimensions and Orientation** Width 1.00 m Length 2.50 m A D B C	**Ground Level** - **Coordinates** - **National Grid** - **Chainage**

Samples and Tests

Depth	Type & No.	Date Records
0.50	ES 1	
1.50	ES 2	
2.50	ES 3	

Strata

Description	Depth, *Level* (Thickness)	Legend	Backfill/ Instruments
1 Soft greyish brown sandy gravelly SILT with medium cobble content. Sand is fine to coarse. Gravel is subangular to subrounded, fine to coarse of sandstone. Cobbles are subangular to subrounded of sandstone. (VO = 1,2)	(1.90)		
2 Light brown gravelly, fine to medium SAND with medium cobble content. Gravel is subangualr to subrounded, fine to coarse of sandstone. Cobbles are subangular to subrounded of sandstone. (VO = 0,0)	1.90 (1.20)		
EXPLORATORY HOLE ENDS AT 3.10 m 3.10 m Bedrock.	3.10		

Depth	Type & No.	Records Date

Groundwater Entries

No.	Struck (m)	Post Strike Behaviour

None observed (see Key Sheet)

Depth Related Remarks *

From to (m)

Stability Unstable

Shoring None

Weather Sunny

Notes: For explanation of symbols and abbreviations see key sheet. All depths and reduced levels in metres. Stratum thickness given in brackets in depth column.

Scale 1:25

(c) ESG www.esg.co.uk
426.4814/04/2015 17:12:22

Project Coed Darcy Sitewide Trial Pitting

Project No. H4039-14

Carried out for St Modwen Developments Limited

Trial Pit

TPE3740

Trial Pit Log

Logged NK **Checked** AP	**Start** 06/03/2015 **End** 06/03/2015	**Equipment, Methods and Remarks** Komatsu PC210 Machine excavated trial pit from GL to 3.6m Terminated on bedrock.	**Dimensions and Orientation** Width 1.00 m Length 3.00 m	**Ground Level** - **Coordinates** - **National Grid** - **Chainage**

Samples and Tests

Depth	Type & No.	Date Records
1.00	ES 1	
2.00	ES 2	
3.00	ES 3	

Strata

Description	Depth, *Level* (Thickness)	Legend	Backfill/ Instruments
1 Soft brown slightly sandy gravelly SILT with medium cobble content. Sand is fine to coarse. Gravel is subangular to subrounded, fine to coarse of sandstone. Cobbles are subangular to subrounded of sandstone. (VO = 1,0)	(1.20)		
2 Light brown silty slightly gravelly, fine to medium SAND with medium cobble content. Gravel is subangular to subrounded, fine to coarse of sandstone. Cobbles are subangular to subrounded of sandstone. (VO = 0,0)	1.20 (1.70)		
3 Yellow mottled light brown slightly silty slightly gravelly, fine SAND with medium cobble content. Gravel is subangular to subrounded, fine to coarse of sandstone. Cobbles are subangular to subrounded mostly tabular of sandstone. (VO = 0,0)	2.90 (0.70)		
EXPLORATORY HOLE ENDS AT 3.60 m 3.60 m Bedrock.	3.60		

Depth	Type & No.	Records Date

Groundwater Entries

No. Struck (m)	Post Strike Behaviour

None observed (see Key Sheet)

Depth Related Remarks *

From to (m)

Stability Unstable

Shoring None

Weather Cloudy

Notes: For explanation of symbols and abbreviations see key sheet. All depths and reduced levels in metres. Stratum thickness given in brackets in depth column.

Scale 1:25

(c) ESG www.esg.co.uk
426.4814/04/2015 17:12:27

Project Coed Darcy Sitewide Trial Pitting

Project No. H4039-14

Carried out for St Modwen Developments Limited

Trial Pit

TPE3741

Sheet 1 of 1

Trial Pit Log

Logged JH **Checked** AP	**Start** 20/03/2015 **End** 20/03/2015	**Equipment, Methods and Remarks** Komatsu PC210 Machine excavated trial pit from GL to 5.20m. Terminated at maximum reach of excavator.	**Dimensions and Orientation** Width 1.60 m Length 3.50 m A / D / B / C → 290 (Deg)	**Ground Level** - **Coordinates** - **National Grid** - **Chainage**

Samples and Tests

Depth	Type & No.	Date Records
0.50	ES 1	
1.50	ES 2	
2.50	ES 3	
3.50	ES 4	
4.50	ES 5	

Strata

Description	Depth, *Level* (Thickness)	Legend	Backfill/ Instruments
1 (MADE GROUND) Soft brownish grey slightly sandy gravelly SILT with medium cobble content. Gravel is subangular to subrounded, fine to coarse of sandstone and brick. Cobbles are subangular to subrounded of sandstone. (VO = 1,1)	(1.10)		
2 Soft brownish grey slightly sandy gravelly SILT with low cobble content. Gravel is subangular to subrounded, fine to coarse of sandstone. Cobbles are subrounded to well rounded of sandstone. (VO = 1,1)	1.10 (4.10)		
Stratum continues to 5.20 m			

Depth	Type & No.	Records Date

Groundwater Entries

No. Struck (m)	Post Strike Behaviour

None observed (see Key Sheet)

Depth Related Remarks *

From to (m)

Stability Stable

Shoring None

Weather Sunny

Notes: For explanation of symbols and abbreviations see key sheet. All depths and reduced levels in metres. Stratum thickness given in brackets in depth column.

Scale 1:25

(c) ESG www.esg.co.uk
426.4820/04/2015 15:06:25

Project Coed Darcy Sitewide Trial Pitting

Project No. H4039-14

Carried out for St Modwen Developments Limited

Trial Pit

TPE3743

Trial Pit Log

Logged JH **Checked** AP	**Start** 20/03/2015 **End** 20/03/2015	**Equipment, Methods and Remarks** Komatsu PC210 Machine excavated trial pit from GL to 5.20m. Terminated at maximum reach of excavator.	**Dimensions and Orientation** Width 1.60 m Length 3.50 m A / D / B / C 290 (Deg)	**Ground Level** - **Coordinates** - **National Grid** - **Chainage**

Samples and Tests

Depth	Type & No.	Date Records

Strata

Description	Depth, *Level* (Thickness)	Legend	Backfill/ Instruments
2 Soft brownish grey slightly sandy gravelly SILT with low cobble content. Gravel is subangular to subrounded, fine to coarse of sandstone. Cobbles are subrounded to well rounded of sandstone. (VO = 1,1)	5.20		
EXPLORATORY HOLE ENDS AT 5.20 m			

Depth	Type & No.	Records Date

Groundwater Entries

No.	Struck (m)	Post Strike Behaviour

None observed (see Key Sheet)

Depth Related Remarks *

From to (m)

Stability Stable

Shoring None

Weather Sunny

Notes: For explanation of symbols and abbreviations see key sheet. All depths and reduced levels in metres. Stratum thickness given in brackets in depth column.

Scale 1:25

(c) ESG www.esg.co.uk
426.4820/04/2015 15:06:27

Project Coed Darcy Sitewide Trial Pitting

Project No. H4039-14

Carried out for St Modwen Developments Limited

Trial Pit

TPE3743

Trial Pit Log

Logged JH **Checked** AP	**Start** 20/03/2015 **End** 20/03/2015	**Equipment, Methods and Remarks** Komatsu PC210 Terminated on concrete at GL.	**Dimensions and Orientation** Width - Length -	**Ground Level** - **Coordinates** - **National Grid** - **Chainage**

Samples and Tests

Depth	Type & No.	Date Records

Strata

Description	Depth, *Level* (Thickness)	Legend	Backfill/ Instruments
EXPLORATORY HOLE ENDS AT 0.00 m			

Depth	Type & No.	Records Date

Groundwater Entries

No. Struck (m)	Post Strike Behaviour

None observed (see Key Sheet)

Depth Related Remarks *

From to (m)

Stability Stable

Shoring None

Weather Sunny

Notes: For explanation of symbols and abbreviations see key sheet. All depths and reduced levels in metres. Stratum thickness given in brackets in depth column.

Scale 1:25

(c) ESG www.esg.co.uk
426.4820/04/2015 15:06:31

Project Coed Darcy Sitewide Trial Pitting

Project No. H4039-14

Carried out for St Modwen Developments Limited

Trial Pit

TPE3788

Trial Pit Log

Logged JH **Checked** AP	**Start** 20/03/2015 **End** 20/03/2015	**Equipment, Methods and Remarks** Komatsu PC210 Machine excavated trial pit from GL to 3.40m. Terminated on bedrock.	**Dimensions and Orientation** Width 1.60 m Length 3.50 m A / D / B / C → 305 (Deg)	**Ground Level** - **Coordinates** - **National Grid** - **Chainage**

Samples and Tests

Depth	Type & No.	Date Records
0.50	ES 1	
1.50	ES 2	
2.50	ES 3	

Strata

Description	Depth, *Level* (Thickness)	Legend	Backfill/ Instruments
1 Grey slightly sandy silty subangular to subrounded, fine to coarse GRAVEL of sandstone with medium cobble content. Cobbles are subrounded to well rounded of sandstone. (VO = 1,1)	(3.40)		
EXPLORATORY HOLE ENDS AT 3.40 m — 3.40 m Bedrock.	3.40		

Depth	Type & No.	Records Date

Groundwater Entries

No. Struck (m)	Post Strike Behaviour

None observed (see Key Sheet)

Depth Related Remarks *

From to (m)

Stability Stable

Shoring None

Weather Sunny

Notes: For explanation of symbols and abbreviations see key sheet. All depths and reduced levels in metres. Stratum thickness given in brackets in depth column.

Scale 1:25

(c) ESG www.esg.co.uk
426.4820/04/2015 15:06:40

Project Coed Darcy Sitewide Trial Pitting

Project No. H4039-14

Carried out for St Modwen Developments Limited

Trial Pit

TPE3789

Sheet 1 of 1

Trial Pit Log

Logged JH **Checked** AP	**Start** 20/03/2015 **End** 20/03/2015	**Equipment, Methods and Remarks** Komatsu PC210 Machine excavated trial pit form GL to 4.50m. Terminated on bedrock.	**Dimensions and Orientation** Width 1.70 m Length 3.50 m A / D / B / C 037 (Deg)	**Ground Level** - **Coordinates** - **National Grid** - **Chainage**

Samples and Tests

Depth	Type & No.	Date Records
0.50	ES 1	
1.50	ES 2	
2.50	ES 3	
3.50	ES 4	
4.50	ES 5	

Strata

Description	Depth, *Level* (Thickness)	Legend	Backfill/ Instruments
1 (MADE GROUND) Pinkish grey slightly clayey subangular to subrounded, fine to coarse GRAVEL of limestone. (VO = 0,0)	(0.30)		
2 Firm grey slightly sandy gravelly SILT with low cobble content. Gravel is subangular to subrounded, fine to coarse of sandstone. Cobbles are subrounded to well rounded.	0.30		
	(4.20)		
EXPLORATORY HOLE ENDS AT 4.50 m — 4.50 m Bedrock.	4.50		

Depth	Type & No.	Records Date

Groundwater Entries

No. Struck (m)	Post Strike Behaviour

None observed (see Key Sheet)

Depth Related Remarks *

From to (m)

Stability Stable

Shoring None

Weather Sunny

Notes: For explanation of symbols and abbreviations see key sheet. All depths and reduced levels in metres. Stratum thickness given in brackets in depth column.

Scale 1:25

(c) ESG www.esg.co.uk
426.4820/04/2015 15:06:46

Project Coed Darcy Sitewide Trial Pitting

Project No. H4039-14

Carried out for St Modwen Developments Limited

Trial Pit

TPE3790

Trial Pit Log

Logged NK **Checked** AP	**Start** 20/03/2015 **End** 20/03/2015	**Equipment, Methods and Remarks** JCB JS220 Machine excavated trial pit GL to 3.30m depth. Terminated due to collapse.	**Dimensions and Orientation** Width 1.60 m Length 3.50 m A D B C	**Ground Level** - **Coordinates** - **National Grid** - **Chainage**

Samples and Tests

Strata

Depth	Type & No.	Date Records	Description	Depth, *Level* (Thickness)	Legend	Backfill/ Instruments
0.50	ES 1		1 (MADE GROUND) Brown slightly silty gravelly fine to medium SAND with medium cobble content. Gravel is subangular to rounded fine to coarse of sandstone.Cobbles are subangular to subrounded of sandstone. (VO=0,0)			
1.00	ES 2					
1.50	ES 3			(3.30)		
			EXPLORATORY HOLE ENDS AT 3.30 m	3.30		
Depth	**Type & No.**	**Records Date**				

Groundwater Entries

No. Struck (m)	Post Strike Behaviour
None observed (see Key Sheet)	

Depth Related Remarks *

From to (m)

Stability Unstable

Shoring None

Weather Sunny

Notes: For explanation of symbols and abbreviations see key sheet. All depths and reduced levels in metres. Stratum thickness given in brackets in depth column.

Scale 1:25

(c) ESG www.esg.co.uk
426.4820/04/2015 15:06:52

Project Coed Darcy Sitewide Trial Pitting

Project No. H4039-14

Carried out for St Modwen Developments Limited

Trial Pit

TPE3791

Trial Pit Log

Logged NK **Checked** AP	**Start** 06/03/2015 **End** 06/03/2015	**Equipment, Methods and Remarks** Komatsu PC210 Machine excavated trial pit from GL to 3.4m Terminated on bedrock.	**Dimensions and Orientation** Width 1.50 m Length 2.50 m A B C D	**Ground Level** - **Coordinates** - **National Grid** - **Chainage**

Samples and Tests

Depth	Type & No.	Date Records
0.50	ES 1	
1.50	ES 2	
2.50	ES 3	

Strata

Description	Depth, *Level* (Thickness)	Legend	Backfill/ Instruments
1 Brown gravelly, fine to medium SAND with medium cobble content. Gravel is subangular to subrounded, fine to coarse of sandstone. Cobbles are subangular to subrounded of sandstone. (VO = 0,0)	(1.40)		
2 Light brown slightly silty slightly gravelly, fine to medium SAND with medium cobble content. Gravel is subangular to subrounded, fine to coarse of sandstone. Cobbles are subangular to subrounded of sandstone. (VO = 0,0)	1.40 (2.00)		
EXPLORATORY HOLE ENDS AT 3.40 m 3.40 m Bedrock.	3.40		

Depth	Type & No.	Records Date

Groundwater Entries

No. Struck (m)	Post Strike Behaviour

None observed (see Key Sheet)

Depth Related Remarks *

From to (m)

Stability Unstable

Shoring None

Weather Cloudy

Notes: For explanation of symbols and abbreviations see key sheet. All depths and reduced levels in metres. Stratum thickness given in brackets in depth column.

Scale 1:25

(c) ESG www.esg.co.uk
426.4814/04/2015 17:12:30

Project Coed Darcy Sitewide Trial Pitting

Project No. H4039-14

Carried out for St Modwen Developments Limited

Trial Pit

TPE3792

Sheet 1 of 1

Trial Pit Log

Logged NK **Checked** AP	**Start** 06/03/2015 **End** 06/03/2015	**Equipment, Methods and Remarks** Komatsu PC210 Machine excavated trial pit from GL to 4.5m Terminated on bedrock.	**Dimensions and Orientation** Width 1.00 m Length 2.50 m	**Ground Level** - **Coordinates** - **National Grid** - **Chainage**

Samples and Tests

Depth	Type & No.	Date Records
0.50	ES 1	
1.50	ES 2	
2.50	ES 3	
3.50	ES 4	

Strata

Description	Depth, *Level* (Thickness)	Legend	Backfill/ Instruments
1 Soft brown sandy gravelly SILT with medium cobble content. Sand is fine to coarse. Gravel is subangular to subrounded, fine to coarse of sandstone. Cobbles are subangular to subrounded of sandstone. (VO = 1,0)	(2.30)		
2 Light brown gravelly, fine to medium SAND with medium cobble content. Gravel is subangular to subrounded, fine to coarse of sandstone. Cobbles are subangular to subrounded of sandstone. (VO = 0,0)	2.30 (2.20)		
EXPLORATORY HOLE ENDS AT 4.50 m 4.50 m Bedrock.	4.50		

Depth	Type & No.	Records Date

Groundwater Entries

No.	Struck (m)	Post Strike Behaviour

None observed (see Key Sheet)

Depth Related Remarks *

From to (m)

Stability Stable

Shoring None

Weather Cloudy

Notes: For explanation of symbols and abbreviations see key sheet. All depths and reduced levels in metres. Stratum thickness given in brackets in depth column.

Scale 1:25

(c) ESG www.esg.co.uk
426.4814/04/2015 17:12:35

Project Coed Darcy Sitewide Trial Pitting

Project No. H4039-14

Carried out for St Modwen Developments Limited

Trial Pit

TPE3793

Sheet 1 of 1

Trial Pit Log

Logged NK **Checked** AP	**Start** 06/03/2015 **End** 06/03/2015	**Equipment, Methods and Remarks** Komatsu PC210 Machine excavated trial pit from GL to 3.7m Terminated on bedrock.	**Dimensions and Orientation** Width 1.00 m Length 3.00 m A D B C	**Ground Level** - **Coordinates** - **National Grid** - **Chainage**

Samples and Tests

Depth	Type & No.	Date Records
0.50	ES 1	
1.50	ES 2	
2.50	ES 3	
3.50	ES 4	

Strata

Description	Depth, *Level* (Thickness)	Legend	Backfill/ Instruments
1 Greyish brown slightly silty gravelly, fine to medium SAND with medium cobble content. Gravel is subangular to subrounded, fine to coarse of sandstone. Cobbles are subangular to subrounded of sandstone. Occasional cobble sized pockets of greenish brown fine sand. (VO = 1,1)	(2.90)		
2 Orangish brown slightly silty slightly gravelly, fine to medium SAND with medium cobble content. Gravel is subangular to subrounded, fine to coarse of sandstone. Cobbles are subangular to subrounded of sandstone. (VO = 0,0)	2.90 (0.80)		
EXPLORATORY HOLE ENDS AT 3.70 m 3.70 m Bedrock.	3.70		

Depth	Type & No.	Records Date

Groundwater Entries

No.	Struck (m)	Post Strike Behaviour

Depth Related Remarks *

From **to (m)**

Stability Unstable

Shoring None

Weather Sunny

Notes: For explanation of symbols and abbreviations see key sheet. All depths and reduced levels in metres. Stratum thickness given in brackets in depth column.

Scale 1:25

(c) ESG www.esg.co.uk
426.4814/04/2015 17:12:38

Project Coed Darcy Sitewide Trial Pitting

Project No. H4039-14

Carried out for St Modwen Developments Limited

Trial Pit

TPE3794

Trial Pit Log

Logged AJ **Checked** AP	**Start** 06/03/2015 **End** 06/03/2015	**Equipment, Methods and Remarks** Komatsu PC210 Machine excavated trial pit from GL to 4.0m Unable to progress beyond cobbles and boulders of sandstone.	**Dimensions and Orientation** Width 1.60 m Length 3.50 m A B C D	**Ground Level** - **Coordinates** - **National Grid** - **Chainage**

Samples and Tests

Depth	Type & No.	Date Records
0.50	ES 1	
1.50	ES 2	
2.50	ES 3	
3.50	ES 4	

Strata

Description	Depth, *Level* (Thickness)	Legend	Backfill/ Instruments
1 Brown sandy clayey subangular to subrounded, fine to coarse GRAVEL of sandstone with medium cobble and boulder content. Sand is fine to coarse. Cobbles and boulders are subangular to subrounded of sandstone. (VO = 0,0)	(4.00)		
EXPLORATORY HOLE ENDS AT 4.00 m	4.00		

Depth	Type & No.	Records Date

Groundwater Entries

No. Struck (m)	Post Strike Behaviour

None observed (see Key Sheet)

Depth Related Remarks *

From to (m)

Stability Stable

Shoring None

Weather Dry

Notes: For explanation of symbols and abbreviations see key sheet. All depths and reduced levels in metres. Stratum thickness given in brackets in depth column.

Scale 1:25

(c) ESG www.esg.co.uk
426.4814/04/2015 17:12:41

Project Coed Darcy Sitewide Trial Pitting

Project No. H4039-14

Carried out for St Modwen Developments Limited

Trial Pit

TPE3795

Trial Pit Log

Logged AJ **Checked** AP	**Start** 06/03/2015 **End** 06/03/2015	**Equipment, Methods and Remarks** Komatsu PC210 Machine excavated trial pit from GL to 3.6m Terminated on bedrock.	**Dimensions and Orientation** Width 1.60 m Length 3.50 m A D B C	**Ground Level** - **Coordinates** - **National Grid** - **Chainage**

Samples and Tests

Depth	Type & No.	Date Records
0.50	ES 1	
1.50	ES 2	
2.50	ES 3	
3.50	ES 4	

Strata

Description	Depth, *Level* (Thickness)	Legend	Backfill/ Instruments
1 (MADE GROUND) Light grey, fine to coarse GRAVEL of limestone. (VO = 0,0)	(2.40)		
2 Brown sandy slightly clayey subangular to subrounded, fine to coarse GRAVEL of sandstone with medium cobble content. Sand is fine to coarse. Cobbles are subangular to subrounded of sandstone. (VO = 0,0)	2.40 (1.20)		
EXPLORATORY HOLE ENDS AT 3.60 m 3.60 m Bedrock.	3.60		

Depth	Type & No.	Records Date

Groundwater Entries

No.	Struck (m)	Post Strike Behaviour
1	2.40	Slow inflow.

Depth Related Remarks *

From to (m)

Stability Stable

Shoring None

Weather Dry

Notes: For explanation of symbols and abbreviations see key sheet. All depths and reduced levels in metres. Stratum thickness given in brackets in depth column.

Scale 1:25

(c) ESG www.esg.co.uk
426.4814/04/2015 17:12:46

Project Coed Darcy Sitewide Trial Pitting

Project No. H4039-14

Carried out for St Modwen Developments Limited

Trial Pit

TPE3796

Trial Pit Log

Logged AJ **Checked** AP	**Start** 31/03/2015 **End** 31/03/2015	**Equipment, Methods and Remarks** Komatsu PC210 Machine excavated trial pit GL to 5.00m. Terminated at maximum reach of excavator.	**Dimensions and Orientation** Width 1.60 m Length 3.50 m A / D / B / C
Ground Level - **Coordinates** - **National Grid** - **Chainage**			

Samples and Tests

Depth	Type & No.	Date Records
0.50	ES 1	
1.50	ES 2	
2.50	ES 3	
3.50	ES 4	
4.50	ES 5	

Strata

Description	Depth, *Level* (Thickness)	Legend	Backfill/ Instruments
1 (MADE GROUND) Dark brown sandy subangular to subrounded fine to coarse GRAVEL of brick, clinker and concrete with low cobble content. Sand is fine to coarse occasionally of ash. Frequent metal fragments including rail tracks. (VO = 0,0)	(1.80)		
2 Grey sandy clayey subrounded to rounded fine to coarse GRAVEL of sandstone with medium cobble conent. Sand is fine to coarse. Cobbles are subrounded to rounded of sandstone. (VO = 3,3)	1.80 (3.20)		
EXPLORATORY HOLE ENDS AT 5.00 m			

Depth	Type & No.	Records Date

Groundwater Entries

No.	Struck (m)	Post Strike Behaviour
None observed (see Key Sheet)		

Depth Related Remarks *

From to (m)

Stability Stable

Shoring None

Weather Dry

Notes: For explanation of symbols and abbreviations see key sheet. All depths and reduced levels in metres. Stratum thickness given in brackets in depth column.

Scale 1:25

(c) ESG www.esg.co.uk
426.4814/04/2015 11:43:41

Project Coed Darcy Sitewide Trial Pitting

Project No. H4039-14

Carried out for St Modwen Developments Limited

Trial Pit

TPE3797

Trial Pit Log

Logged NK **Checked** AP	**Start** 06/03/2015 **End** 06/03/2015	**Equipment, Methods and Remarks** Komatsu PC210 Machine excavated trial pit from GL to 3.4m Terminated on bedrock.	**Dimensions and Orientation** Width 1.00 m Length 2.50 m A B C D	**Ground Level** - **Coordinates** - **National Grid** - **Chainage**

Samples and Tests

Depth	Type & No.	Date Records
0.50	ES 1	
1.50	ES 2	

Strata

Description	Depth, *Level* (Thickness)	Legend	Backfill/ Instruments
1 Orangish brown slightly gravelly, fine to medium SAND with medium cobble content. Gravel is subangular to subrounded, fine to coarse of sandstone. Cobbles are subangular to subrounded of sandstone. (VO = 0,0)	(3.40)		
3.40 m Bedrock. EXPLORATORY HOLE ENDS AT 3.40 m	3.40		

Depth	Type & No.	Records Date

Groundwater Entries

No. Struck (m)	Post Strike Behaviour
None observed (see Key Sheet)	

Depth Related Remarks *

From to (m)

Stability Stable

Shoring None

Weather Sunny

Notes: For explanation of symbols and abbreviations see key sheet. All depths and reduced levels in metres. Stratum thickness given in brackets in depth column.

Scale 1:25

(c) ESG www.esg.co.uk
426.4814/04/2015 17:12:49

Project Coed Darcy Sitewide Trial Pitting

Project No. H4039-14

Carried out for St Modwen Developments Limited

Trial Pit

TPE3800

Trial Pit Log

Logged NK **Checked** AP	**Start** 20/03/2015 **End** 20/03/2015	**Equipment, Methods and Remarks** JCB JS220 Machine excavated trial pit GL to 3.00m depth. Terminated due to collapse	**Dimensions and Orientation** Width 1.60 m Length 3.00 m A D B C	**Ground Level** - **Coordinates** - **National Grid** - **Chainage**

Samples and Tests

Strata

Depth	Type & No.	Date Records	Description	Depth, *Level* (Thickness)	Legend	Backfill/ Instruments
0.50	ES 1		1 (MADE GROUND) Brown slightly silty gravelly fine to medium SAND with medium cobble content. Gravel is subangular to subrounded fine to coarse of sandstone. (VO=0,0)	(3.00)		
1.00	ES 2					
1.50	ES 3					
			EXPLORATORY HOLE ENDS AT 3.00 m	3.00		
Depth	**Type & No.**	**Records Date**				

Groundwater Entries

No. Struck (m)	Post Strike Behaviour

None observed (see Key Sheet)

Depth Related Remarks *

From to (m)

Stability Unstable

Shoring None

Weather Sunny

Notes: For explanation of symbols and abbreviations see key sheet. All depths and reduced levels in metres. Stratum thickness given in brackets in depth column.

Scale 1:25

(c) ESG www.esg.co.uk
426.4820/04/2015 15:06:57

Project Coed Darcy Sitewide Trial Pitting

Project No. H4039-14

Carried out for St Modwen Developments Limited

Trial Pit

TPE3801

Sheet 1 of 1

Trial Pit Log

Logged JH **Checked** AP	**Start** 20/03/2015 **End** 20/03/2015	**Equipment, Methods and Remarks** Komatsu PC210 Machine excavated trial pit from GL to 5.40m. Terminated on bedrock.	**Dimensions and Orientation** Width 1.60 m Length 3.50 m A / D / B / C 040 (Deg)	**Ground Level** - **Coordinates** - **National Grid** - **Chainage**

Samples and Tests

Depth	Type & No.	Date Records
0.50	ES 1	
1.50	ES 2	
2.50	ES 3	
3.50	ES 4	
4.50	ES 5	

Strata

Description	Depth, *Level* (Thickness)	Legend	Backfill/ Instruments
1 (MADE GROUND) Pinkish grey slightly clayey subangular to subrounded, fine to coarse GRAVEL of limestone. (VO = 0,0)	(0.30)		
2 Grey slightly sandy silty subangular to subrounded, fine to coarse GRAVEL of sandstone with medium cobble content. Cobbles are subrounded to well rounded of sandstone. (VO = 0,0)	0.30		
	(5.10)		
Stratum continues to 5.40 m			

Depth	Type & No.	Records Date

Groundwater Entries

No. Struck (m)	Post Strike Behaviour

None observed (see Key Sheet)

Depth Related Remarks *

From to (m)

Stability Stable

Shoring None

Weather Sunny

Notes: For explanation of symbols and abbreviations see key sheet. All depths and reduced levels in metres. Stratum thickness given in brackets in depth column.

Scale 1:25

(c) ESG www.esg.co.uk
426.4820/04/2015 15:07:00

Project Coed Darcy Sitewide Trial Pitting

Project No. H4039-14

Carried out for St Modwen Developments Limited

Trial Pit

TPE3802

Trial Pit Log

Logged JH **Checked** AP	**Start** 20/03/2015 **End** 20/03/2015	**Equipment, Methods and Remarks** Komatsu PC210 Machine excavated trial pit from GL to 5.40m. Terminated on bedrock.	**Dimensions and Orientation** Width 1.60 m Length 3.50 m A / D / B / C 040 (Deg)	**Ground Level** - **Coordinates** - **National Grid** - **Chainage**

Samples and Tests

Strata

Depth	Type & No.	Date Records	Description	Depth, *Level* (Thickness)	Legend	Backfill/ Instruments
			2 Grey slightly sandy silty subangular to subrounded, fine to coarse GRAVEL of sandstone with medium cobble content. Cobbles are subrounded to well rounded of sandstone. (VO = 0,0)			
			5.40 m Bedrock. EXPLORATORY HOLE ENDS AT 5.40 m	5.40		
Depth	**Type & No.**	**Records Date**				

Groundwater Entries

No. Struck (m)	Post Strike Behaviour

None observed (see Key Sheet)

Depth Related Remarks *

From to (m)

Stability Stable

Shoring None

Weather Sunny

Notes: For explanation of symbols and abbreviations see key sheet. All depths and reduced levels in metres. Stratum thickness given in brackets in depth column.

Scale 1:25

(c) ESG www.esg.co.uk
426.4820/04/2015 15:07:01

Project Coed Darcy Sitewide Trial Pitting

Project No. H4039-14

Carried out for St Modwen Developments Limited

Trial Pit

TPE3802

Trial Pit Log

Logged JH **Checked** AP	**Start** 20/03/2015 **End** 20/03/2015	**Equipment, Methods and Remarks** Komatsu PC210 Machine excavated trial pit from GL to 5.40m. Terminated at maximum reach of excavator.	**Dimensions and Orientation** Width 1.60 m Length 3.50 m A / D / B / C 305 (Deg)	**Ground Level** - **Coordinates** - **National Grid** - **Chainage**

Samples and Tests

Depth	Type & No.	Date Records
0.50	ES 1	
1.50	ES 2	
2.50	ES 3	
3.50	ES 4	
4.50	ES 5	

Strata

Description	Depth, *Level* (Thickness)	Legend	Backfill/ Instruments
1 Soft grey black slightly sandy gravelly SILT with medium cobble content. Sand is fine to coarse. Gravel is subangular to subrounded, fine to coarse of sandstone. Cobbles are subrounded to well rounded of sandstone. (VO = 1,0)	(1.20)		
2 Firm grey slightly sandy slightly gravelly SILT. Sand is fine to coarse. Gravel is subangular to subrounded, fine to coarse of sandstone. (VO = 0,2)	1.20 (4.20)		
Stratum continues to 5.40 m			

Depth	Type & No.	Records Date

Groundwater Entries

No. Struck (m)	Post Strike Behaviour
None observed (see Key Sheet)	

Depth Related Remarks *

From to (m)

Stability Stable

Shoring None

Weather Sunny

Notes: For explanation of symbols and abbreviations see key sheet. All depths and reduced levels in metres. Stratum thickness given in brackets in depth column.

Scale 1:25

(c) ESG www.esg.co.uk
426.4820/04/2015 15:07:06

Project Coed Darcy Sitewide Trial Pitting

Project No. H4039-14

Carried out for St Modwen Developments Limited

Trial Pit

TPE3803

Trial Pit Log

Logged JH **Checked** AP	**Start** 20/03/2015 **End** 20/03/2015	**Equipment, Methods and Remarks** Komatsu PC210 Machine excavated trial pit from GL to 5.40m. Terminated at maximum reach of excavator.	**Dimensions and Orientation** Width 1.60 m Length 3.50 m A / D / B / C 305 (Deg)	**Ground Level** - **Coordinates** - **National Grid** - **Chainage**

Samples and Tests

Depth	Type & No.	Date Records

Strata

Description	Depth, *Level* (Thickness)	Legend	Backfill/ Instruments
2 Firm grey slightly sandy slightly gravelly SILT. Sand is fine to coarse. Gravel is subangular to subrounded, fine to coarse of sandstone. (VO = 0,2)			
EXPLORATORY HOLE ENDS AT 5.40 m	5.40		

Depth	Type & No.	Records Date

Groundwater Entries

No. Struck (m)	Post Strike Behaviour
None observed (see Key Sheet)	

Depth Related Remarks *

From to (m)

Stability Stable

Shoring None

Weather Sunny

Notes: For explanation of symbols and abbreviations see key sheet. All depths and reduced levels in metres. Stratum thickness given in brackets in depth column.

Scale 1:25

(c) ESG www.esg.co.uk
426.4820/04/2015 15:07:07

Project Coed Darcy Sitewide Trial Pitting

Project No. H4039-14

Carried out for St Modwen Developments Limited

Trial Pit

TPE3803

Trial Pit Log

Logged JH **Checked** AP	**Start** 20/03/2015 **End** 20/03/2015	**Equipment, Methods and Remarks** Komatsu PC210 Machine excavated trial pit from GL to 4.80m. Terminated on bedrock.	**Dimensions and Orientation** Width 1.70 m Length 3.50 m A / D / B / C 311 (Deg)	**Ground Level** - **Coordinates** - **National Grid** - **Chainage**

Samples and Tests

Depth	Type & No.	Date Records
0.50	ES 1	
1.50	ES 2	
2.50	ES 3	
3.50	ES 4	
4.50	ES 5	

Strata

Description	Depth, *Level* (Thickness)	Legend	Backfill/ Instruments
1 Brownish grey with black staining slightly sandy silty subangular to subrounded, fine to coarse GRAVEL of sandstone with low cobble content. Sand is fine to coarse. Cobbles are subrounded to well rounded of sandstone. Strong oil staining and odour. (VO = 4,4)	(1.00)		
2 Brownish grey with black staining slightly sandy silty subangular to subrounded, fine to coarse GRAVEL of sandstone with low cobble content. Sand is fine to coarse. Cobbles are subrounded to well rounded of sandstone. (VO = 1,2)	1.00 (3.80)		
EXPLORATORY HOLE ENDS AT 4.80 m 4.80 m Bedrock.	4.80		

Depth	Type & No.	Records Date

Groundwater Entries

No. Struck (m)	Post Strike Behaviour
None observed (see Key Sheet)	

Depth Related Remarks *

From to (m)

Stability Stable

Shoring None

Weather Sunny

Notes: For explanation of symbols and abbreviations see key sheet. All depths and reduced levels in metres. Stratum thickness given in brackets in depth column.

Scale 1:25

(c) ESG www.esg.co.uk
426.4820/04/2015 15:07:12

Project Coed Darcy Sitewide Trial Pitting

Project No. H4039-14

Carried out for St Modwen Developments Limited

Trial Pit

TPE3866

Trial Pit Log

Logged JH **Checked** AP	**Start** 20/03/2015 **End** 20/03/2015	**Equipment, Methods and Remarks** Komatsu PC210 Machine excavated trial pit from GL to 5.30m. Terminated due to collapse.	**Dimensions and Orientation** Width 1.60 m Length 3.50 m A / D / B / C → 352 (Deg)	**Ground Level** - **Coordinates** - **National Grid** - **Chainage**

Samples and Tests

Depth	Type & No.	Date Records
0.50	ES 1	
1.50	ES 2	
2.50	ES 3	
3.50	ES 4	
4.50	ES 5	

Strata

Description	Depth, *Level* (Thickness)	Legend	Backfill/ Instruments
1 Soft brownish grey slightly sandy gravelly SILT with medium cobble content. Gravel is subangular to subrounded, fine to coarse of sandstone. Cobbles are subrounded to well rounded fo sandstone. (VO = 2,2)	(5.30)		
Stratum continues to 5.30 m			

Depth	Type & No.	Records Date

Groundwater Entries

No. Struck (m)	Post Strike Behaviour

None observed (see Key Sheet)

Depth Related Remarks *

From to (m)

Stability Unstable

Shoring None

Weather Sunny

Notes: For explanation of symbols and abbreviations see key sheet. All depths and reduced levels in metres. Stratum thickness given in brackets in depth column.

Scale 1:25

(c) ESG www.esg.co.uk
426.4820/04/2015 15:07:16

Project Coed Darcy Sitewide Trial Pitting

Project No. H4039-14

Carried out for St Modwen Developments Limited

Trial Pit

TPE3867

Trial Pit Log

Logged JH **Checked** AP	**Start** 20/03/2015 **End** 20/03/2015	**Equipment, Methods and Remarks** Komatsu PC210 Machine excavated trial pit from GL to 5.30m. Terminated due to collapse.	**Dimensions and Orientation** Width 1.60 m Length 3.50 m A / D / B / C 352 (Deg)	**Ground Level** - **Coordinates** - **National Grid** - **Chainage**

Samples and Tests

Depth	Type & No.	Date Records

Strata

Description	Depth, *Level* (Thickness)	Legend	Backfill/ Instruments
1 Soft brownish grey slightly sandy gravelly SILT with medium cobble content. Gravel is subangular to subrounded, fine to coarse of sandstone. Cobbles are subrounded to well rounded fo sandstone. (VO = 2,2)			
EXPLORATORY HOLE ENDS AT 5.30 m	5.30		

Depth	Type & No.	Records Date

Groundwater Entries

No. Struck (m)	Post Strike Behaviour

None observed (see Key Sheet)

Depth Related Remarks *

From to (m)

Stability Unstable

Shoring None

Weather Sunny

Notes: For explanation of symbols and abbreviations see key sheet. All depths and reduced levels in metres. Stratum thickness given in brackets in depth column.

Scale 1:25

(c) ESG www.esg.co.uk
426.4820/04/2015 15:07:18

Project Coed Darcy Sitewide Trial Pitting

Project No. H4039-14

Carried out for St Modwen Developments Limited

Trial Pit

TPE3867

Trial Pit Log

Logged JH **Checked** AP	**Start** 20/03/2015 **End** 20/03/2015	**Equipment, Methods and Remarks** Komatsu PC210 Machine excavated trial pit from GL to 4.00m. Terminated due to collapse.	**Dimensions and Orientation** Width 1.60 m Length 3.50 m A / D / B / C 260 (Deg)	**Ground Level** - **Coordinates** - **National Grid** - **Chainage**

Samples and Tests

Depth	Type & No.	Date Records
0.50	ES 1	
1.50	ES 2	
2.50	ES 3	
3.50	ES 4	

Strata

Description	Depth, *Level* (Thickness)	Legend	Backfill/ Instruments
1 Brown slightly sandy clayey subangular to subrounded, fine to coarse GRAVEL of sandstone with medium cobble content. Cobbles are subrounded to well rounded of sandstone. Sand is fine to coarse. (VO = 0,1)	(4.00)		
EXPLORATORY HOLE ENDS AT 4.00 m	4.00		

Depth	Type & No.	Records Date

Groundwater Entries

No. Struck (m)	Post Strike Behaviour
None observed (see Key Sheet)	

Depth Related Remarks *

From to (m)

Stability Unstable

Shoring None

Weather Sunny

Notes: For explanation of symbols and abbreviations see key sheet. All depths and reduced levels in metres. Stratum thickness given in brackets in depth column.

Scale 1:25

(c) ESG www.esg.co.uk
426.4820/04/2015 15:07:23

Project Coed Darcy Sitewide Trial Pitting

Project No. H4039-14

Carried out for St Modwen Developments Limited

Trial Pit

TPE3868

Trial Pit Log

Logged AJ **Checked** AP	**Start** 01/04/2015 **End** 01/04/2015	**Equipment, Methods and Remarks** Komatsu Pc210 Machine excavated trial pit form GL to 5.00m. Terminated at maximum reach of excavator.	**Dimensions and Orientation** Width 1.60 m Length 3.50 m 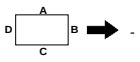	**Ground Level** - **Coordinates** - **National Grid** - **Chainage**

Samples and Tests

Depth	Type & No.	Date Records
0.50	ES 1	
1.50	ES 2	
2.50	ES 3	
3.50	ES 4	
4.50	ES 5	

Strata

Description	Depth, *Level* (Thickness)	Legend	Backfill/ Instruments
1 Greyish brown sandy slightly clayey subangular to subrounded, fine to coarse GRAVEL of sandstone with medium cobble content. Sand is fine to coarse. Cobbles are subangular to subrounded of sandstone. (VO = 2,2)	(5.00)	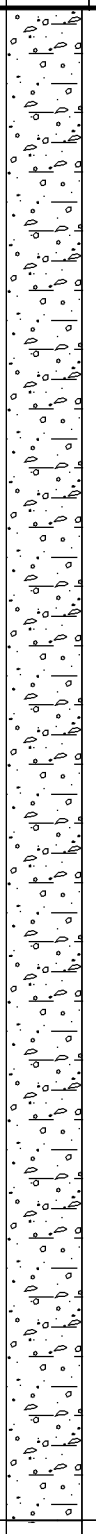	
EXPLORATORY HOLE ENDS AT 5.00 m			

Depth	Type & No.	Records Date

Groundwater Entries

No.	Struck (m)	Post Strike Behaviour

None observed (see Key Sheet)

Depth Related Remarks *

From **to (m)**

Stability Stable

Shoring None

Weather Dry

Notes: For explanation of symbols and abbreviations see key sheet. All depths and reduced levels in metres. Stratum thickness given in brackets in depth column.

Scale 1:25

(c) ESG www.esg.co.uk
426.4814/04/2015 11:43:47

Project Coed Darcy Sitewide Trial Pitting

Project No. H4039-14

Carried out for St Modwen Developments Limited

Trial Pit

TPE3869

Trial Pit Log

Logged NK **Checked** AP	**Start** 06/03/2015 **End** 06/03/2015	**Equipment, Methods and Remarks** Komatsu PC210 Machine excavated trial pit from GL to 3.9m Terminated on bedrock.	**Dimensions and Orientation** Width 1.50 m Length 3.00 m A B C D	**Ground Level** - **Coordinates** - **National Grid** - **Chainage**

Samples and Tests

Depth	Type & No.	Date Records
0.50	ES 1	
1.50	ES 2	
2.50	ES 3	
3.50	ES 4	

Strata

Description	Depth, *Level* (Thickness)	Legend	Backfill/ Instruments
1 Firm grey sandy slightly gravelly SILT with medium cobble content. Sand is fine to medium. Gravel is subangular to subrounded, fine to coarse of sandstone. Cobbles are subangular to subrounded of sandstone. Occasional gravel sized pockets of soft light grey and orange silt. (VO = 2,3)	(1.20)		
2 Orangish brown slightly silty slightly gravelly, fine to medium SAND with medium cobble content. Gravel is subangular to subrounded, fine to coarse of sandstone. Cobbles are subangular to subrounded of sandstone. (VO = 0,0)	1.20 (2.70)		
3.90 m Bedrock. EXPLORATORY HOLE ENDS AT 3.90 m	3.90		

Depth	Type & No.	Records Date

Groundwater Entries

No. Struck (m)	Post Strike Behaviour
None observed (see Key Sheet)	

Depth Related Remarks *

From to (m)

Stability Unstable

Shoring None

Weather Sunny

Notes: For explanation of symbols and abbreviations see key sheet. All depths and reduced levels in metres. Stratum thickness given in brackets in depth column.

Scale 1:25

(c) ESG www.esg.co.uk
426.4814/04/2015 17:12:53

Project Coed Darcy Sitewide Trial Pitting

Project No. H4039-14

Carried out for St Modwen Developments Limited

Trial Pit

TPE3870

Sheet 1 of 1

Trial Pit Log

Logged AJ **Checked** AP	**Start** 06/03/2015 **End** 06/03/2015	**Equipment, Methods and Remarks** Komatsu PC210 Machine excavated trial pit from GL to 1.6m Terminated due to water ingress.	**Dimensions and Orientation** Width 1.60 m Length 3.50 m A B C D	**Ground Level** - **Coordinates** - **National Grid** - **Chainage**

Samples and Tests

Depth	Type & No.	Date Records
0.50	ES 1	
1.50	ES 2	

Strata

Description	Depth, *Level* (Thickness)	Legend	Backfill/ Instruments
1 (MADE GROUND) Light grey subangular to subrounded, fine to coarse GRAVEL of limestone. (VO = 0,0)	(0.40)		
2 Brown sandy slightly clayey subangular to subrounded, fine to coarse GRAVEL of sandstone with medium cobble content. Cobbles are subangular to subrounded of sandstone. (VO = 0,0)	0.40 (1.20)	1	
EXPLORATORY HOLE ENDS AT 1.60 m	1.60		

Depth	Type & No.	Records Date

Groundwater Entries

No.	Struck (m)	Post Strike Behaviour
1	1.00	Perched water, fast inflow.

Depth Related Remarks *

From to (m)

Stability Stable

Shoring None

Weather Dry

Notes: For explanation of symbols and abbreviations see key sheet. All depths and reduced levels in metres. Stratum thickness given in brackets in depth column.

Scale 1:25

(c) ESG www.esg.co.uk
426.4814/04/2015 17:12:59

Project Coed Darcy Sitewide Trial Pitting

Project No. H4039-14

Carried out for St Modwen Developments Limited

Trial Pit

TPE3872

Appendix C. Laboratory Analytical Results – Ground Investigation

Monitor Phase 68

						Soil Organic Matter (SOM)	pH	Arsenic	Cadmium	Chromium	Copper	Lead	Mercury	Nickel	Selenium	Vanadium	Zinc
						Commercial 1% >1m											
						TM132	TM133	TM181	TM181	TM181	TM181	TM181	TM181	TM181	TM181	TM181	TM181
Customer Sample ID	Depth	Sampled Date	Sample Received Date	Final Instruction Date	Report Completed Date	%	pH Units	mg/kg	mg/kg	mg/kg	mg/kg	mg/kg	mg/kg	mg/kg	mg/kg	mg/kg	mg/kg
						<0.35	<1	<0.6	<0.02	<0.9	<1.4	<0.7	<0.14	<0.2	<1	<0.2	<1.9
IP4149	0.50-	21/07/2015	22/07/2015	04/08/2015	08/08/2015	<0.35	9.58	3.73	0.32	5.23	17.9	30.1	<0.14	3.07	<1	6.01	29.8
IP4149	1.50-	21/07/2015	22/07/2015	04/08/2015	08/08/2015	-	9.43	<0.6	0.314	4.37	<1.4	<0.7	<0.14	0.438	<1	1.95	2.11
IP4150	0.40-	23/06/2015	25/06/2015	08/07/2015	23/07/2015	-	7.66	6.45	0.279	11.1	8.37	10.2	<0.14	22.2	<1	11.4	50.7
IP4150	1.50-	23/06/2015	25/06/2015	08/07/2015	23/07/2015	-	7.04	7.78	0.463	11.8	10.9	11.2	<0.14	25.6	<1	13.1	62.6
IP4150	2.50-	23/06/2015	25/06/2015	08/07/2015	23/07/2015	-	6.19	7.32	0.669	13.4	11.3	11.5	<0.14	22.8	<1	14.6	62.9
IP4150	3.50-	23/06/2015	25/06/2015	08/07/2015	23/07/2015	-	6.7	6.86	0.28	14.3	9.51	12.8	<0.14	21.5	<1	16.1	47.7
IP4150	4.50-	23/06/2015	25/06/2015	08/07/2015	23/07/2015	-	5.67	2.16	0.108	14.2	11.4	12.9	<0.14	23	<1	16.2	50.7
IP4151	0.50-	23/06/2015	25/06/2015	08/07/2015	23/07/2015	-	7.79	24.4	0.0778	11.8	75	59.5	<0.14	25.4	<1	11.8	431
IP4151	1.20-	23/06/2015	25/06/2015	08/07/2015	23/07/2015	-	8.57	1.99	0.354	5.89	2.86	3.31	<0.14	6.31	<1	4.59	42.1
IP4151	1.60-	23/06/2015	25/06/2015	08/07/2015	23/07/2015	-	9.4	<0.6	0.219	3.8	1.45	1.07	<0.14	1.12	<1	2.16	9.99
IP4152	0.50-	24/06/2015	26/06/2015	14/07/2015	23/07/2015	-	7.48	7.27	0.31	16.7	9.11	15.8	<0.14	27	<1	19.4	59.8
IP4152	1.50-	24/06/2015	26/06/2015	14/07/2015	23/07/2015	-	7.24	7.01	0.238	14.9	8.18	14.4	<0.14	26	<1	15.5	54.6
IP4152	2.50-	24/06/2015	26/06/2015	14/07/2015	23/07/2015	-	5.92	6.33	0.176	13.6	7.66	14.8	<0.14	18.9	<1	17.4	43.9
IP4152	3.50-	24/06/2015	26/06/2015	14/07/2015	23/07/2015	-	5.84	4.26	0.193	9.86	4.3	12.6	<0.14	11.5	<1	17	25.6
IP4152	5.00-	24/06/2015	26/06/2015	14/07/2015	23/07/2015	-	6.08	2.44	0.0524	8.08	4.7	7.16	<0.14	8.65	<1	9.56	17.9
IP4153	0.30-	14/07/2015	15/07/2015	29/07/2015	29/07/2015	4.64	8.26	16.7	0.565	15.2	32.8	41.4	<0.14	22.1	<1	20.9	96.7
IP4153	1.30-	14/07/2015	15/07/2015	29/07/2015	29/07/2015	-	7.25	7.69	0.322	11.9	11.1	11.9	<0.14	20.2	<1	12.4	47.2
IP4153	2.30-	14/07/2015	15/07/2015	29/07/2015	29/07/2015	-	6.98	8.52	0.255	14.7	8.93	15.3	<0.14	30.9	<1	16.6	58.2
IP4153	3.30-	14/07/2015	15/07/2015	29/07/2015	29/07/2015	-	7.86	9.15	0.354	14.3	12.6	17.2	<0.14	30.4	<1	16.4	64.2
IP4153	4.40-	14/07/2015	15/07/2015	29/07/2015	29/07/2015	-	8.03	9.34	0.781	17.3	<14	38.7	<1.4	32.6	<10	18.9	78.5
IP4153	5.50-	14/07/2015	15/07/2015	29/07/2015	29/07/2015	-	7.07	7.93	0.275	14.1	6.39	13.3	<0.14	23.8	<1	16.7	50.1
IP4154	0.50-	14/07/2015	15/07/2015	29/07/2015	29/07/2015	1.02	6.29	8.58	0.417	11	10.4	13.5	<0.14	19.6	<1	12.2	52.6
IP4154	1.50-	14/07/2015	15/07/2015	29/07/2015	29/07/2015	-	6.28	10	3.94	14.5	20.1	60.4	<0.14	23.9	<1	15.2	268
IP4154	2.50-	14/07/2015	15/07/2015	29/07/2015	29/07/2015	-	6.28	6.75	0.264	13.7	7.73	13.5	<0.14	28.6	<1	15.6	51
IP4154	3.50-	14/07/2015	15/07/2015	29/07/2015	29/07/2015	0.671	6.62	8.03	0.272	15.6	8.68	14.5	<0.14	28.1	<1	18.6	51.7
IP4154	4.50-	14/07/2015	15/07/2015	29/07/2015	29/07/2015	-	7.44	8.62	0.457	18	13	12.8	<0.14	30	<1	21.7	61.9
IP4155	0.30-	15/07/2015	16/07/2015	16/07/2015	24/07/2015	-	9.75	9.52	0.593	16.5	22.2	41.5	<0.14	18	<1	18.2	120
IP4155	0.70-	15/07/2015	16/07/2015	16/07/2015	24/07/2015	1.65	7.82	9.11	0.498	16.3	13.7	15.6	<0.14	17	<1	19.7	55.1
IP4155	1.60-	15/07/2015	16/07/2015	16/07/2015	24/07/2015	-	6.84	9.51	0.381	11.7	10	11.5	<0.14	22.8	<1	12.4	58.3
IP4155	2.40-	15/07/2015	16/07/2015	16/07/2015	24/07/2015	-	7.02	6.29	0.754	14	<14	14.9	<1.4	33.2	<10	12.2	55.1
IP4155	3.80-	15/07/2015	16/07/2015	16/07/2015	24/07/2015	-	7.26	10.3	0.987	20.2	21.1	18.5	<0.14	35.5	<10	19	70.3
IP4155	5.60-	15/07/2015	16/07/2015	16/07/2015	24/07/2015	-	7.4	8.08	0.167	15.3	9.22	13.7	<0.14	30.6	<1	17.8	51.6
IP4156	0.50-	15/07/2015	16/07/2015	16/07/2015	24/07/2015	-	7.79	7.38	0.534	14.5	17	17.5	<0.14	21	<1	15.2	71.4
IP4156	1.70-	15/07/2015	16/07/2015	16/07/2015	24/07/2015	1.27	8.5	8.42	0.353	15.1	18	12.7	<0.14	30.7	<1	15.6	56.7
IP4156	2.50-	15/07/2015	16/07/2015	16/07/2015	24/07/2015	-	8.06	8.73	0.598	25.9	16.6	35.3	<0.14	17.2	<1	33.4	51.6
IP4156	3.80-	15/07/2015	16/07/2015	16/07/2015	24/07/2015	-	6.67	7.2	0.376	15	11.9	12.3	<0.14	27.6	<1	15.2	54.4
IP4156	5.40-	15/07/2015	16/07/2015	16/07/2015	24/07/2015	-	7.19	9	0.312	16.4	9.39	14.8	<0.14	36.7	<1	18.7	65.6
IP4157	0.40-	15/07/2015	16/07/2015	16/07/2015	24/07/2015	1.23	7.85	8.39	0.513	17.7	13.9	197	<0.14	19.1	<1	12.8	111
IP4157	1.60-	15/07/2015	16/07/2015	16/07/2015	24/07/2015	-	7.2	6.26	0.112	10.5	8.42	9.37	<0.14	21	<1	11.5	49.9
IP4157	2.50-	15/07/2015	16/07/2015	16/07/2015	24/07/2015	-	5.97	9.33	0.382	18.7	10.5	13	1.49	27.7	<1	15.6	60.5
IP4157	4.00-	15/07/2015	16/07/2015	16/07/2015	24/07/2015	-	6.02	7.15	0.68	17	<14	20.1	<1.4	26.8	<10	15.3	54.6
IP4157	5.50-	15/07/2015	16/07/2015	16/07/2015	24/07/2015	-	8.54	7.58	0.335	14	9.64	13.3	<0.14	29.1	<1	15.8	55.6
IP4158	0.30-	14/07/2015	15/07/2015	29/07/2015	29/07/2015	29	8.15	20	0.695	17.1	58.7	83.7	<0.14	32.1	<1	40.6	278
IP4158	1.30-	14/07/2015	15/07/2015	29/07/2015	29/07/2015	-	7.71	9.65	0.371	14.6	15.1	15	<0.14	22	<1	20.2	59.1
IP4158	3.00-	14/07/2015	15/07/2015	29/07/2015	29/07/2015	-	6.37	7.48	0.287	14.1	9.64	12.7	<0.14	25.1	<1	15.3	54.4
IP4158	3.80-	14/07/2015	15/07/2015	29/07/2015	29/07/2015	-	7.12	7.86	0.247	15.3	12.3	12.7	<0.14	18.9	<1	18.5	46.2
IP4159	1.50-	14/07/2015	15/07/2015	29/07/2015	29/07/2015	-	10.7	12.9	0.532	12.4	62.8	191	0.683	21.7	<1	49.4	204
IP4159	2.50-	14/07/2015	15/07/2015	29/07/2015	29/07/2015	-	7.02	10.1	0.461	12.9	12	12.8	<0.14	21.4	<1	15.9	64.2
IP4159	3.50-	14/07/2015	15/07/2015	29/07/2015	29/07/2015	-	7.23	7.34	0.43	13.1	9.36	11.2	<0.14	23.5	<1	14.1	60.7
IP4159	4.70-	14/07/2015	15/07/2015	29/07/2015	29/07/2015	-	6.86	7.12	0.242	16.3	8.56	13	<0.14	23.5	<1	20.4	45.6
IP4160	0.70-	24/06/2015	26/06/2015	14/07/2015	23/07/2015	-	6.13	7.32	0.4	14.2	8.82	11.3	<0.14	24.9	<1	12.3	57.6
IP4160	1.60-	24/06/2015	26/06/2015	14/07/2015	23/07/2015	-	7.63	10	0.339	13.3	17.7	15	<0.14	27.7	<1	14.5	72.5
IP4160	2.40-	24/06/2015	26/06/2015	14/07/2015	23/07/2015	-	6.25	9	0.289	17	10.3	14.6	<0.14	25.4	<1	17.3	57.9
IP4160	4.10-	24/06/2015	26/06/2015	14/07/2015	23/07/2015	-	6.42	8.5	0.184	15.5	9.23	14.1	<0.14	22.5	<1	18.9	48
IP4161	0.50-	23/06/2015	25/06/2015	08/07/2015	23/07/2015	-	10.4	7.91	0.669	8.88	8.95	10.5	<0.14	17	<1	9.48	58.4
IP4161	1.20-	23/06/2015	25/06/2015	08/07/2015	23/07/2015	-	8.59	7.08	0.326	8.55	9.22	8.53	<0.14	17	<1	8.82	49.3
IP4161	2.50-	23/06/2015	25/06/2015	08/07/2015	23/07/2015	1	7.55	7.16	0.281	10.9	10.1	11.5	<0.14	19.7	<1	10.9	57.8
IP4161	3.50-	23/06/2015	25/06/2015	08/07/2015	23/07/2015	-	7.91	9.16	0.336	9.87	10.9	21.3	<0.14	21.5	<1	11.6	75.6
IP4161	4.50-	23/06/2015	25/06/2015	08/07/2015	23/07/2015	-	8.53	7.77	0.602	9.42	11.9	10.5	<0.14	19.2	<1	10.3	67.4
IP4162	0.50-	24/06/2015	26/06/2015	14/07/2015	23/07/2015	0.374	9.37	0.851	0.285	3.92	2.49	0.886	0.234	0.904	<1	2.29	7.46
IP4162	1.50-	24/06/2015	26/06/2015	14/07/2015	23/07/2015	-	9.44	<0.6	0.293	3.77	<1.4	<0.7	<0.14	0.446	<1	1.76	3.86
IP4163	0.50-	22/07/2015	23/07/2015	23/07/2015	31/07/2015	<0.35	9.49	0.602	0.274	3.57	2.1	<0.7	<0.14	0.553	<1	1.83	4.76
IP4164	0.40-	22/07/2015	23/07/2015	23/07/2015	31/07/2015	2.98	7.95	22.8	0.834	13.5	61.3	153	<0.14	14.4	<1	21.1	492
IP4164	1.50-	22/07/2015	23/07/2015	23/07/2015	31/07/2015	-	7.68	7.07	0.359	13.8	13	11.9	<0.14	23.4	<1	15.2	63.5
IP4164	2.80-	22/07/2015	23/07/2015	23/07/2015	31/07/2015	-	7.69	8.18	0.313	13.1	10.2	10.1	<0.14	24.8	<1	14	57.7
IP4164	3.70-	22/07/2015	23/07/2015	23/07/2015	31/07/2015	1.2	6.46	6.59	0.405	11.3	13	25.8	<0.14	22.5	<1	13.1	58.4
IP4164	5.40-	22/07/2015	23/07/2015	23/07/2015	31/07/2015	-	6.44	3.36	0.543	21.9	16.4	15.1	<0.14	26.5	<1	27	86.6
IP4165	0.50-	23/06/2015	25/06/2015	08/07/2015	23/07/2015	0.528	6.96	8.51	0.0739	13.2	11.9	13.3	<0.14	23.1	<1	13.8	60.7
IP4165	1.60-	23/06/2015	25/06/2015	08/07/2015	23/07/2015	-	7.12	9.26	0.633	15	17.1	13.7	<0.14	29	<1	15.5	70
IP4165	2.00-	23/06/2015	25/06/2015	08/07/2015	23/07/2015	-	7.12	8.72	0.398	12.7	12.8	12.7	<0.14	25.5	<1	12.6	61.3
IP4165	3.00-	23/06/2015	25/06/2015	08/07/2015	23/07/2015	-	7.63	6.48	0.369	10.3	10.5	13.1	<0.14	19.7	<1	11.2	52.1
IP4165	4.00-	23/06/2015	25/06/2015	08/07/2015	23/07/2015	0.729	6.24	5.91	0.254	10.9	9.25	10.8	<0.14	20.6	<1	11.6	50.6
IP4166	0.50-	24/06/2015	26/06/2015	14/07/2015	23/07/2015	0.833	7.96	8.19	0.37	11.9	8.82	12.9	<0.14	16.5	<1	13.8	45.3
IP4166	1.10-	24/06/2015	26/06/2015	14/07/2015	23/07/2015	-	6.67	8.32	0.458	14.8	9.33	12	<0.14	24.1	<1	12.8	56.6
IP4166	2.40-	24/06/2015	26/06/2015	14/07/2015	23/07/2015	-	6.95	9.34	0.475	12.7	15	11.9	<0.14	29.3	<1	12.9	62.8
IP4166	3.40-	24/06/2015	26/06/2015	14/07/2015	23/07/2015	-	7.54	12.4	0.386	16.3	10.4	14.1	<0.14	21.8	<1	16.6	47.2
IP4167	0.50-	24/06/2015	26/06/2015	14/07/2015	23/07/2015	-	7.39	7.95	0.466	12.6	10.1	11.6	<0.14	18.8	<1	11.7	47.6
IP4167	1.00-	24/06/2015	26/06/2015	14/07/2015	23/07/2015	0.762	6.95	8.15	0.456	12.5	10.9	11.2	<0.14	23.7	<1	12	60.2
IP4167	1.50-	24/06/2015	26/06/2015	14/07/2015	23/07/2015	-	6.62	7.57	0.353	15.4	8.46	13.1	<0.14	23	<1	18.3	44.7
IP4167	2.50-	24/06/2015	26/06/2015	14/07/2015	23/07/2015	-	7.57	9.22	0.491	16.4	9.48	13.9	<0.14	25.6	<1	17.1	51.7
IP4167	3.00-	24/06/2015	26/06/2015	14/07/2015	23/07/2015	-	6.39	6.95	0.28	15	8.46	14.7	<0.14	23.4	<1	14.7	47.2
IP4168	0.50-	20/07/2015	21/07/2015	04/08/2015	10/08/2015	4.09	8.12	12	0.45	15.4	20.5	48.6	<0.14	21.7	<1	19.6	98.1
IP4168	1.50-	20/07/2015	21/07/2015	04/08/2015	10/08/2015	-	7.11	8.58	0.397	12	11.1	10.8	<0.14	23.2	<1	13.5	56.2
IP4168	2.50-	20/07/2015	21/07/2015	04/08/2015	10/08/2015	-	6.9	8.71	0.428	12.2	11.2	11.5	<0.14	25.8	<1	13.5	62.1
IP4168	3.50-	20/07/2015	21/07/2015	04/08/2015	10/08/2015	-	6.7	8.77	0.365	19	13.1	14.4	<0.14	28.7	<1	19.5	57.9
IP4168	4.50-	20/07/2015	21/07/2015	04/08/2015	10/08/2015	0.534	6.23	7.33	0.395	13.4	10.5	12.1	<0.14	23.7	<1	15.1	45.8
IP4169	0.50-	25/06/2015	27/06/2015	15/07/2015	24/07/2015	-	7.26	5.76	0.424	8.1	8.75	8.22	<0.14	14.9	<1	8.62	38.8
IP4169	1.50-	25/06/2015	29/06/2015	15/07/2015	24/07/2015	-	6.19	9.26	0.552	13.2	13.3	25.3	<0.14	26.5	<1	15.1	83
IP4169	2.50-	25/06/2015	29/06/2015	15/07/2015	24/07/2015	-	7.24	7.82	0.347	18.8	10.3	13.7	<0.14	21.5	<1	22.1	44.4
IP4169	3.50-	25/06/2015	29/06/2015	15/07/2015	24/07/2015	-	6.91	7.85	0.571	13.9	14.3	17.9	<0.14	24.5	<1	14.1	65.4
IP4169	5.50-	25/06/2015	29/06/2015	15/07/2015	24/07/2015	-	7.41	7.26	0.427	14.1	14.5	13.6	<0.14	27.1	<1	15	58.6
IP4170	0.50-	25/06/2015	27/06/2015	15/07/2015	24/07/2015	-	7.91	7.14	0.396	10.5	12	11.8	<0.14	23.1	<1	11.1	57
IP4170	1.30-	25/06/2015	27/06/2015	15/07/2015	24/07/2015	-	7.45	12.2	0.443	21.9	28	19.2	<0.14	46.1	<1	22.4	104
IP4170	2.20-	25/06/2015	27/06/2015	15/07/2015	24/07/2015	-	7.07	7.75	0.401	15.9	12.9	13.5	<0.14	32.6	<1	16.4	56.9
IP4170	3.30-	25/06/2015	27/06/2015	15/07/2015	24/07/2015	-	6.05	8.55	0.393	15.7	19.8	17.8	<0.14	27.5	<1	16.7	64.4
IP4171	0.50-	26/06/2015	27/06/2015	14/07/2015	23/07/2015	-	7.96	11	0.215	12.3	3.47	14.1	<0.14	25.8	<1	15.2	67.5
IP4171	1.50-	26/06/2015	27/06/2015	14/07/2015	23/07/2015	1.07	8.27	13.5	<0.02	12.1	10.1	15.2	<0.14	21.7	<1	13.2	67.1
IP4171	2.50-	26/06/2015	27/06/2015	14/07/2015	23/07/2015	-	6.95	13.6	<0.02	15.3	17.9	16.9	<0.14	29.2	<1	15.4	68.6
IP4171	3.50-	26/06/2015	27/06/2015	14/07/2015	23/07/2015	-	6.73	7.67	0.21	14.8	9.75	14.1	<0.14	29.6	<1	16.3	64.2
IP4171	4.50-	26/06/2015	27/06/2015	14/07/2015	23/07/2015	-	6.95	8.2	0.265	13.9	11.2	15.3	<0.14	26.8	<1	14.7	58.6
IP4172	0.50-	26/06/2015	27/06/2015	14/07/2015	23/07/2015	66.2	7.56	23.8	0.272	13.8	81.2	37	<0.14	35.7	<1	38.3	122
IP4172	1.50-	26/06/2015	27/06/2015	14/07/2015	23/07/2015	-	7.82	9.32	0.242	13	12.7	12.3	<0.14	24.7	<1	13.7	62.4
IP4172	2.50-	26/06/2015	27/06/2015	14/07/2015	23/07/2015	-	8.13	9.47	<0.02	14.2	12.2	14.3	<0.14	28.5	<1	15.1	72
IP4172	3.50-	26/06/2015	27/06/2015	14/07/2015	23/07/2015	-	6.69	8.16	0.222	15	15	14.5	<0.14	27.7	<1	15.4	59.6
IP4172	4.50-	26/06/2015	27/06/2015	14/07/2015	23/07/2015	-	6.8	9.65	0.21	17.5	8.61	23.1	<0.14	33.3	<1	21.7	72.2
IP4173	0.30-	25/06/2015	27/06/2015	15/07/2015	24/07/2015	-	7.43	8.62	0.718	12.6	15.6	13.1	<0.14	25.3	<1	13.4	67.6
IP4173	1.50-	25/06/2015	27/06/2015	15/07/2015	24/07/2015	0.905	7.84	7.65	0.556	16.6	14.5	10.5	<0.14	28.1	<1	19	59.7
IP4173	2.00-	25/06/2015	27/06/2015	15/07/2015	24/07/2015	-	7.93	8.31	0.358	15.8	9.48	18.7	<0.14	34.8	<1	16.8	68.6
IP4173	3.50-	25/06/2015	27/06/2015	15/07/2015	24/07/2015	-	6.91	10	0.293	19.2	7.63	13.9	<0.14	35.7	<1	16.3	62
IP4173	4.50-	25/06/2015	27/06/2015	15/07/2015	24/07/2015	-	5.86	6.32	0.465	15.8	6.45	13.2	<0.14	34.2	<1	14.5	59.8

Monitor Phase 68

Customer Sample ID	Depth	Sampled Date	Sample Received Date	Final Instruction Date	Report Completed Date	Soil Organic Matter (SOM)	pH	Arsenic	Cadmium	Chromium	Copper	Lead	Mercury	Nickel	Selenium	Vanadium	Zinc
						Commercial 1% >1m											
						TM132	TM133	TM181	TM181	TM181	TM181	TM181	TM181	TM181	TM181	TM181	TM181
						%	pH Units	mg/kg	mg/kg	mg/kg	mg/kg	mg/kg	mg/kg	mg/kg	mg/kg	mg/kg	mg/kg
						<0.35	<1	<0.6	<0.02	<0.9	<1.4	<0.7	<0.14	<0.2	<1	<0.2	<1.9
IP4174	0.50-	25/06/2015	27/06/2015	15/07/2015	24/07/2015	1.39	6.71	8.39	0.413	10.4	14.1	17.8	0.206	19.7	<1	11.6	69.9
IP4174	1.50-	25/06/2015	27/06/2015	15/07/2015	24/07/2015	-	7.41	8.51	0.534	12.4	11.4	12.3	<0.14	24.4	<1	13.5	65.1
IP4174	2.00-	25/06/2015	27/06/2015	15/07/2015	24/07/2015	-	6.44	7.71	0.48	12.9	11.6	10.6	<0.14	27.4	<1	13.4	63.6
IP4174	3.00-	25/06/2015	27/06/2015	15/07/2015	24/07/2015	-	5.08	10.6	0.415	18.6	23.5	16.9	<0.14	34.3	<1	20.4	72.5
IP4175	0.50-	25/06/2015	29/06/2015	15/07/2015	24/07/2015	1.46	7.23	10.2	0.452	20	18.3	26.3	<0.14	24	<1	23.7	64.3
IP4175	1.50-	25/06/2015	29/06/2015	15/07/2015	24/07/2015	-	6.26	9	0.46	12.6	13.5	14.5	<0.14	24.1	<1	13.2	66.2
IP4175	3.20-	25/06/2015	29/06/2015	15/07/2015	24/07/2015	-	6.37	7.31	0.426	12.9	8.31	10.9	<0.14	24.3	<1	12.4	56
IP4175	4.50-	25/06/2015	29/06/2015	15/07/2015	24/07/2015	-	6.99	8.17	0.442	13.5	9.71	14.1	<0.14	22.4	<1	13.4	43.5
IP4175	5.50-	25/06/2015	29/06/2015	15/07/2015	24/07/2015	-	6.97	5.54	0.51	9.52	7.59	10.3	<0.14	16.6	<1	10.5	37.9
IP4176	0.50-	20/07/2015	21/07/2015	04/08/2015	10/08/2015	-	7.19	35.2	0.941	20.4	115	117	4.7	29.9	<1	28.1	335
IP4176	1.50-	20/07/2015	21/07/2015	04/08/2015	10/08/2015	-	4.77	7.98	0.372	13.1	12.4	10.9	<0.14	21.5	<1	14.2	56.1
IP4176	2.50-	20/07/2015	21/07/2015	04/08/2015	10/08/2015	-	5.6	8.94	0.437	14.1	9.66	10.6	<0.14	24.4	<1	13.9	58.6
IP4176	3.50-	20/07/2015	21/07/2015	04/08/2015	10/08/2015	0.979	6.27	8.73	0.47	12.3	10.6	11	<0.14	24.6	<1	12.5	58.8
IP4176	4.50-	20/07/2015	21/07/2015	04/08/2015	10/08/2015	-	6.8	9.97	0.269	13.6	8.74	10.9	<0.14	22.4	<1	14.4	47.1
IP4177	0.50-	24/06/2015	26/06/2015	14/07/2015	23/07/2015	-	7	8.88	0.425	12.7	8.42	11.4	<0.14	18.6	<1	11.6	51.2
IP4177	0.90-	24/06/2015	26/06/2015	14/07/2015	23/07/2015	-	7.55	8.72	0.694	12.7	12.7	13.4	<0.14	22.8	<1	11.6	70.1
IP4177	2.00-	24/06/2015	26/06/2015	14/07/2015	23/07/2015	-	6.96	8.57	0.462	15.7	15.2	13.1	<0.14	27.7	<1	14.5	69.1
IP4178	0.40-	24/06/2015	26/06/2015	14/07/2015	23/07/2015	-	8.04	23.9	1.05	11.8	114	37.5	<0.14	55.6	<1	36.7	140
IP4178	1.00-	24/06/2015	26/06/2015	14/07/2015	23/07/2015	-	5.4	26	1.55	15.4	38.1	26.2	<0.14	46.2	<1	18.2	485
IP4178	1.50-	24/06/2015	26/06/2015	14/07/2015	23/07/2015	-	4.29	64.7	0.38	14.3	120	57.9	<0.14	29.2	<1	20.8	158
IP4178	2.00-	24/06/2015	26/06/2015	14/07/2015	23/07/2015	-	7.09	4.19	0.0954	12.9	5.33	11.6	<0.14	13.5	<1	15.6	27.9
IP4178	2.50-	24/06/2015	26/06/2015	14/07/2015	23/07/2015	-	6.26	9.82	0.386	12.7	16.1	19.2	<0.14	23.3	<1	13.8	73.2
IP4185	0.50-	26/06/2015	27/06/2015	14/07/2015	23/07/2015	-	9.69	27.4	1.3	36	197	777	3.1	54.8	<1	92.8	1030
IP4186	0.50-	25/06/2015	29/06/2015	15/07/2015	24/07/2015	-	9.85	10.9	0.647	14.6	39.8	146	2.32	23.6	<1	25	364
IP4186	1.50-	25/06/2015	29/06/2015	15/07/2015	24/07/2015	-	7.21	11.4	0.637	22.6	16.6	19.3	<0.14	24	1.09	24.5	83.5
IP4186	2.50-	25/06/2015	29/06/2015	15/07/2015	24/07/2015	-	7.31	8.93	0.618	12.4	11.8	11.4	<0.14	24	<1	12.9	60.4
IP4186	3.50-	25/06/2015	29/06/2015	15/07/2015	24/07/2015	-	7.3	12.9	0.423	13.7	17.5	18.6	7.31	26.2	<1	15.7	71.8
IP4186	4.50-	25/06/2015	29/06/2015	15/07/2015	24/07/2015	-	7.18	2.87	0.232	6	7.4	19.1	<0.14	11.1	<1	5.08	41.7
IP4187	0.50-	26/06/2015	27/06/2015	14/07/2015	23/07/2015	1.76	7.35	8.36	0.221	12.1	13.5	11.9	<0.14	21.6	<1	12.9	56.7
IP4187	1.50-	26/06/2015	27/06/2015	14/07/2015	23/07/2015	-	6.77	9.06	0.286	11.4	11.5	11.8	<0.14	22.9	<1	12.3	59.4
IP4187	2.50-	26/06/2015	27/06/2015	14/07/2015	23/07/2015	-	6.8	9.13	0.24	14.9	13.1	18.4	<0.14	27.5	<1	15	67.2
IP4188	0.56-	25/06/2015	27/06/2015	15/07/2015	24/07/2015	-	5.53	6.99	0.802	12.3	9.12	9.49	0.2	23.6	<1	11	104
IP4188	1.50-	25/06/2015	27/06/2015	15/07/2015	24/07/2015	-	6.17	8.87	0.415	15.9	15.2	13.6	<0.14	28.5	<1	15.8	62.9
IP4188	2.00-	25/06/2015	27/06/2015	15/07/2015	24/07/2015	-	6.22	9.32	0.555	17.4	15	12.8	<0.14	31.2	<1	17.5	63.3
IP4188	2.50-	25/06/2015	27/06/2015	15/07/2015	24/07/2015	-	6.4	6.18	0.324	14.6	7.77	13.5	<0.14	27.8	<1	13.5	50.4
IP4188	3.50-	25/06/2015	27/06/2015	15/07/2015	24/07/2015	-	6.09	6.99	0.294	14.2	8.45	14.4	<0.14	30.4	<1	15	52
IP4189	0.50-	26/06/2015	27/06/2015	14/07/2015	23/07/2015	-	7.5	9.8	0.297	14.8	33	23.3	<0.14	25.3	<1	15.8	142
IP4189	1.10-	26/06/2015	27/06/2015	14/07/2015	23/07/2015	-	7.04	9.93	0.242	17.2	14.3	43.8	<0.14	28.8	<1	16.5	96.2
IP4189	2.50-	26/06/2015	27/06/2015	14/07/2015	23/07/2015	-	7.68	7.24	0.165	14.3	7.93	12.3	<0.14	30.5	<1	15.4	52.8
IP4189	3.50-	26/06/2015	27/06/2015	14/07/2015	23/07/2015	-	6.53	7.37	0.109	14.5	7.91	14.6	<0.14	25.5	<1	18.2	51.4
IP4189	5.00-	26/06/2015	27/06/2015	14/07/2015	23/07/2015	-	6.89	8.3	<0.02	16.8	9.35	16.1	<0.14	31.5	<1	16.8	58.5
IP4190	0.50-	25/06/2015	29/06/2015	15/07/2015	24/07/2015	1.21	8.79	14.1	0.821	17.1	49.4	246	3.76	29.7	<1	35.3	376
IP4191	0.50-	25/06/2015	29/06/2015	15/07/2015	24/07/2015	-	11.1	17.5	0.913	21.6	54.7	172	<1.4	25.4	<10	27	426
IP4202	1.50-	25/06/2015	29/06/2015	15/07/2015	24/07/2015	-	7.18	103	2.23	12	620	2630	3.16	64.2	<1	19	707
IP4202	2.50-	25/06/2015	29/06/2015	15/07/2015	24/07/2015	-	6.77	36.8	1.01	18	169	359	0.942	34	<1	24.1	1130
IP4202	3.50-	25/06/2015	29/06/2015	15/07/2015	24/07/2015	0.965	6.06	9.89	0.581	12.2	14.7	35	<0.14	23.5	<1	12	125
IP4202	4.50-	25/06/2015	29/06/2015	15/07/2015	24/07/2015	-	4.79	9.39	0.489	14.5	15.2	12.8	<0.14	25.5	<1	14.6	73
IP4202	5.50-	25/06/2015	29/06/2015	15/07/2015	24/07/2015	-	7.39	18.6	0.462	14.1	97.7	97.8	<0.14	24.4	<1	14.8	826

Monitor Phase 68

Customer Sample ID	Depth	Sampled Date	Sample Received Date	Final Instruction Date	Report Completed Date	GRO Surrogate	GRO TOT (Mo	Methyl tertiary l	Benzene	Toluene	Ethylbenzene	m,p-Xylene	o-Xylene	sum of detected mpo xylene by GC	sum of detected BTEX by GC	Aliphatics >C5-C6	Aliphatics >C6-C8	Aliphatics >C8-C10	Aliphatics >C10-C12	Aliphatics >C12-C16	Aliphatics >C16-C21	Aliphatics >C21-C35	Aliphatics >C35-C44	Total Aliphatics >C12-C44	Aromatics >EC5-EC7	Aromatics >EC7-EC8	Aromatics >EC8-EC10	Aromatics >EC10-EC12	Aromatics >EC12-EC16	Aromatics >EC16-EC21	Aromatics >EC21-EC35	Aromatics >EC35-EC44	Aromatics >EC40-EC44	Total Aromatics >EC12-EC44	Total Aliphatics & Aromatics >C5-C44
					Commercial 1% >1m				5000	389000															71000	617000	547000								
						TM089	TM089	TM089	TM089	TM089	TM089	TM089	TM089	TM089	TM089	TM089	TM089	TM089	TM089	TM173	TM173	TM173	TM173	TM173	TM089	TM089	TM089	TM089	TM173	TM173	TM173	TM173	TM173	TM173	TM173
						%	µg/kg	µg/kg	µg/kg	µg/kg	µg/kg	µg/kg	µg/kg	µg/kg	µg/kg	µg/kg	µg/kg	µg/kg	µg/kg	µg/kg	µg/kg	µg/kg	µg/kg	µg/kg	µg/kg	µg/kg	µg/kg	µg/kg	µg/kg	µg/kg	µg/kg	µg/kg	µg/kg	µg/kg	µg/kg
							<44	<5	<10	<2	<3	<6	<3	<9	<24	<10	<10	<10	<10	<100	<100	<100	<100	<100	<10	<10	<10	<10	<100	<100	<100	<100	<100	<100	<100
IP4149	0.50-	21/07/2015	22/07/2015	04/08/2015	08/08/2015	100	<176	<20	<40	<8	<12	<24	<12	<9	<24	<40	<40	<40	<40	<100	<100	<100	<100	<100	<40	<40	<40	<40	<100	<100	<100	<100	<100	<100	<100
IP4149	1.50-	21/07/2015	22/07/2015	04/08/2015	08/08/2015	105	<176	<20	<40	<8	<12	<24	<12	<9	<24	<40	<40	<40	<40	<100	<100	<100	<100	<100	<40	<40	<40	<40	<100	<100	<100	<100	<100	<100	<100
IP4150	0.40-	23/06/2015	25/06/2015	08/07/2015	23/07/2015	85	<176	<20	<40	<8	<12	<24	<12	<9	<24	<40	<40	<40	<40	476	<100	<100	<100	476	<40	<40	<40	<40	2550	<100	<100	<100	<100	2550	3030
IP4150	1.50-	23/06/2015	25/06/2015	08/07/2015	23/07/2015	120	<176	<20	<40	<8	<12	<24	<12	<9	<24	<40	<40	<40	<40	<100	<100	<100	<100	<100	<40	<40	<40	<40	179	<100	<100	<100	<100	179	179
IP4150	2.50-	23/06/2015	25/06/2015	08/07/2015	23/07/2015	85	<176	<20	<40	<8	<12	<24	<12	<9	<24	<40	<40	<40	<40	<100	<100	<100	<100	<100	<40	<40	<40	<40	<100	<100	<100	<100	<100	<100	<100
IP4150	3.50-	23/06/2015	25/06/2015	08/07/2015	23/07/2015	76	<176	<20	<40	<8	<12	<24	<12	<9	<24	<40	<40	<40	<40	171000	187000	62900	<100	421000	<40	<40	<40	<40	<100	<100	101	<100	<100	101	422000
IP4150	4.50-	23/06/2015	25/06/2015	08/07/2015	23/07/2015	70	<176	<20	<40	<8	<12	<24	<12	<9	<24	<40	<40	<40	<40	141	669	3780	<100	4590	<40	<40	<40	<40	<100	782	7850	3940	1350	12600	17200
IP4151	0.50-	23/06/2015	25/06/2015	08/07/2015	23/07/2015	103	<176	<20	<40	<8	<12	<24	<12	<9	<24	<40	<40	<40	<40	9660	9720	18000	3570	41000	<40	<40	<40	<40	1390	9250	27900	9200	3310	47700	88700
IP4151	1.20-	23/06/2015	25/06/2015	08/07/2015	23/07/2015	101	24600	<20	<40	<8	<12	<24	<12	<9	<24	<40	79.9	1080	13600	218000	175000	67600	21200	482000	<40	<40	721	9070	7060	36800	49100	23700	11300	117000	623000
IP4151	1.60-	23/06/2015	25/06/2015	08/07/2015	23/07/2015	90	<176	<20	<40	<8	<12	<24	<12	<9	<24	<40	<40	<40	<40	23300	24500	49700	29000	127000	<40	<40	<40	<40	1590	6750	30600	19800	7560	58800	185000
IP4152	0.50-	24/06/2015	26/06/2015	14/07/2015	23/07/2015	108	<176	<20	<40	<8	<12	<24	<12	<9	<24	<40	<40	<40	<40	7020	1430	11500	1160	21100	<40	<40	<40	<40	5760	7620	52800	7060	2810	73200	94300
IP4152	1.50-	24/06/2015	26/06/2015	14/07/2015	23/07/2015	83	<176	<20	<40	<8	<12	<24	<12	<9	<24	<40	<40	<40	<40	<100	<100	<100	<100	<100	<40	<40	<40	<40	<100	<100	<100	<100	<100	<100	<100
IP4152	2.50-	24/06/2015	26/06/2015	14/07/2015	23/07/2015	91	<176	<20	<40	<8	<12	<24	<12	<9	<24	<40	<40	<40	<40	<100	<100	<100	<100	<100	<40	<40	<40	<40	<100	<100	<100	<100	<100	<100	<100
IP4152	3.50-	24/06/2015	26/06/2015	14/07/2015	23/07/2015	90	<176	<20	<40	<8	<12	<24	<12	<9	<24	<40	<40	<40	<40	<100	<100	<100	<100	<100	<40	<40	<40	<40	<100	451	3740	<100	<100	4190	4190
IP4152	5.00-	24/06/2015	26/06/2015	14/07/2015	23/07/2015	76	<176	<20	<40	<8	<12	<24	<12	<9	<24	<40	<40	<40	<40	<100	<100	<100	<100	<100	<40	<40	<40	<40	<100	<100	2420	6850	3620	9270	9270
IP4153	0.30-	14/07/2015	15/07/2015	29/07/2015	29/07/2015	41	16000	<20	<40	<8	<12	<24	<12	<9	<24	<40	368	2430	6940	331000	261000	475000	144000	1210000	<40	<40	1620	4630	298000	293000	593000	228000	90700	1410000	2640000
IP4153	1.30-	14/07/2015	15/07/2015	29/07/2015	29/07/2015	92	16100	<20	<40	<8	<12	<24	<12	<9	<24	<40	161	1720	7830	53500	54400	103000	26600	237000	<40	<40	1150	5220	21900	33900	79400	24900	9460	160000	414000
IP4153	2.30-	14/07/2015	15/07/2015	29/07/2015	29/07/2015	100	42300	<20	<40	<8	<12	<24	<12	<9	<24	56.5	1810	8720	15500	333000	260000	445000	84400	1120000	<40	<40	5810	10400	166000	193000	586000	129000	45200	1070000	2240000
IP4153	3.30-	14/07/2015	15/07/2015	29/07/2015	29/07/2015	108	120000	<20	47.5	<8	<12	<24	<12	<9	47.5	202	9440	32900	33300	97300	82300	135000	26800	341000	47.5	<40	21900	22200	44500	54900	141000	44100	19400	284000	745000
IP4153	4.40-	14/07/2015	15/07/2015	29/07/2015	29/07/2015	117	64600	<20	<40	<8	<12	<24	<12	<9	<24	45.9	2810	14300	22700	383000	287000	451000	87500	1210000	<40	<40	9560	15100	108000	136000	312000	75500	27100	632000	1900000
IP4153	5.50-	14/07/2015	15/07/2015	29/07/2015	29/07/2015	120	11500	<20	<40	<8	<12	<24	<12	<9	<24	<40	511	1980	4550	47000	34500	51400	6710	140000	43.3	<40	1320	3030	16900	19200	47800	9190	3240	93100	244000
IP4154	0.50-	14/07/2015	15/07/2015	29/07/2015	29/07/2015	106	73300	<20	<40	<8	<12	<24	<12	<9	<24	<40	1970	19200	23600	368000	290000	675000	82500	1420000	<40	<40	12800	15700	113000	189000	558000	107000	35600	967000	2460000
IP4154	1.50-	14/07/2015	15/07/2015	29/07/2015	29/07/2015	127	127000	<20	<40	<8	<12	<24	<12	<9	<24	41.4	6030	35500	36800	413000	382000	940000	281000	2020000	<40	<40	23700	24500	142000	250000	825000	332000	140000	1550000	3690000
IP4154	2.50-	14/07/2015	15/07/2015	29/07/2015	29/07/2015	112	105000	<20	<40	<8	<12	<24	<12	<9	<24	<40	2870	27300	34100	443000	196000	383000	64000	1090000	<40	<40	18200	22700	93500	98100	264000	58500	19500	514000	1700000
IP4154	3.50-	14/07/2015	15/07/2015	29/07/2015	29/07/2015	126	127000	<20	<40	<8	<12	<24	<12	<9	<24	72.8	4790	32300	40700	267000	101000	165000	31200	564000	<40	<40	21600	27100	93900	68900	175000	62900	24300	401000	1090000
IP4154	4.50-	14/07/2015	15/07/2015	29/07/2015	29/07/2015	118	17500	<20	<40	<8	<12	<24	<12	<9	<24	<40	322	2720	7550	28600	16100	28300	3590	76600	<40	<40	1820	5030	6660	8160	25800	8380	3660	49000	143000
IP4155	0.30-	15/07/2015	16/07/2015	16/07/2015	24/07/2015	90	466	<20	<40	<8	<12	<24	<12	<9	<24	<40	80.9	70.7	146	13800	30200	188000	136000	368000	<40	<40	46.7	96.9	9830	19200	97000	79100	34800	205000	574000
IP4155	0.70-	15/07/2015	16/07/2015	16/07/2015	24/07/2015	116	<176	<20	<40	<8	<12	<24	<12	<9	<24	<40	<40	<40	<40	<100	<100	659	<100	659	<40	<40	<40	<40	<100	<100	5460	4270	1900	9730	10400
IP4155	1.60-	15/07/2015	16/07/2015	16/07/2015	24/07/2015	123	30800	<20	<40	<8	<12	<24	<12	<9	<24	43.7	179	1570	16800	159000	174000	696000	337000	1370000	<40	<40	1040	11200	46000	99100	265000	111000	33900	521000	1920000
IP4155	2.40-	15/07/2015	16/07/2015	16/07/2015	24/07/2015	125	<176	<20	<40	<8	<12	<24	<12	<9	<24	<40	<40	<40	<40	129	167	569	3260	4130	<40	<40	<40	<40	457	<100	177	<100	<100	634	4780
IP4155	3.80-	15/07/2015	16/07/2015	16/07/2015	24/07/2015	128	<176	<20	<40	<8	<12	<24	<12	<9	<24	<40	54.2	<40	<40	373	751	2800	791	4720	<40	<40	<40	<40	320	464	1080	<100	<100	1870	6770
IP4155	5.60-	15/07/2015	16/07/2015	16/07/2015	24/07/2015	113	889	<20	<40	<8	<12	<24	<12	<9	<24	41.4	205	127	248	<100	<100	<100	<100	<100	<40	<40	84	165	<100	<100	1220	<100	<100	1220	2110
IP4156	0.50-	15/07/2015	16/07/2015	16/07/2015	24/07/2015	100	24400	<20	<40	<8	<12	<24	<12	<9	<24	<40	104	758	13800	121000	184000	406000	198000	909000	<40	<40	506	9190	29800	84500	176000	79800	30300	370000	1300000
IP4156	1.70-	15/07/2015	16/07/2015	16/07/2015	24/07/2015	74	40200	<20	<40	<8	<12	<24	<12	<9	<24	70.6	5800	8120	12500	302000	620000	1830000	954000	3700000	<40	<40	5410	8320	125000	246000	611000	255000	85300	1240000	4980000
IP4156	2.50-	15/07/2015	16/07/2015	16/07/2015	24/07/2015	121	16300	<20	3850	<8	34.7	<24	<12	<9	3880	105	1070	1300	5440	91000	168000	451000	226000	936000	3850	<40	898	3630	31300	59400	145000	64600	21600	300000	1250000
IP4156	3.80-	15/07/2015	16/07/2015	16/07/2015	24/07/2015	121	398000	<50	<100	<20	<30	<60	<30	<9	<24	2980	40700	90300	122000	655000	611000	340000	69700	1680000	<100	<100	60200	81600	267000	304000	267000	69000	24800	907000	2980000
IP4156	5.40-	15/07/2015	16/07/2015	16/07/2015	24/07/2015	114	131000	<20	<40	<8	<12	<24	<12	<9	<24	309	13300	27500	42600	59800	37500	24300	5630	127000	42.2	<40	18400	28400	18300	15300	16300	4360	1440	54100	312000
IP4157	0.40-	15/07/2015	16/07/2015	16/07/2015	24/07/2015	87	21600	<20	<40	<8	<12	<24	<12	<9	<24	<40	292	2280	10500	188000	318000	744000	42300	1290000	<40	<40	1520	6970	52700	183000	525000	49400	17600	810000	2120000
IP4157	1.60-	15/07/2015	16/07/2015	16/07/2015	24/07/2015	113	57900	<20	<40	<8	<12	<24	<12	<9	<24	42.2	1080	8500	25600	223000	252000	482000	117000	1070000	<40	<40	5670	17100	70000	132000	325000	69100	22500	596000	1730000
IP4157	2.50-	15/07/2015	16/07/2015	16/07/2015	24/07/2015	134	257000	790	230	<8	<12	<24	<12	<9	230	1340	33200	67000	65600	621000	584000	904000	167000	2280000	230	<40	44700	43700	240000	352000	711000	126000	41200	1430000	3960000
IP4157	4.00-	15/07/2015	16/07/2015	16/07/2015	24/07/2015	113	610	<20	<40	<8	<12	<24	<12	<9	<24	<40	189	120	106	8230	10600	18500	2440	39800	<40	<40	79.8	70.7	2880	5920	12500	1530	<100	22800	63200
IP4157	5.50-	15/07/2015	16/07/2015	16/07/2015	24/07/2015	111	13800	<20	<40	<8	<12	<24	<12	<9	<24	<40	319	1700	6360	21600	24100	38700	3510	87900	<40	<40	1140	4240	6920	13300	29300	2930	1220	52500	154000
IP4158	0.30-	14/07/2015	15/07/2015	29/07/2015	29/07/2015	69	12700	<20	<40	<8	<12	<24	<12	<9	<24	<40	<40	380	7230	774000	188000	125000	17600	1100000	<40	<40	257	4820	50500	97000	170000	63000	25700	381000	1500000
IP4158	1.30-	14/07/2015	15/07/2015	29/07/2015	29/07/2015	88	140000	<20	59.3	<8	<12	<24	<12	<9	59.3	220	9430	38200	39700	187000	179000	288000	67300	721000	59.3	<40	25500	26500	145000	82600	163000	52600	20800	444000	1300000
IP4158	3.00-	14/07/2015	15/07/2015	29/07/2015	29/07/2015	104	21800	30.5	<40	<8	<12	<24	<12	<9	<24	67.8	1700	4160	7820	168000	213000	465000	135000	980000	<40	<40	2770	5210	50100	81200	190000	90700	45000	412000	1410000
IP4158	3.80-	14/07/2015	15/07/2015	29/07/2015	29/07/2015	109	26500	<20	<40	<8	<12	<24	<12	<9	<24	<40	483	3890	11700	35200	30300	38100	<100	104000	<40	<40	2590	7800	22000	14400	29200	8620	3360	74200	204000
IP4159	1.50-	14/07/2015	15/07/2015	29/07/2015	29/07/2015	32	8420	<20	<40	<8	<12	<24	<12	<9	<24	53.4	773	2230	2320	63800	131000	689000	304000	1190000	<40	<40	1480	1550	21100	68800	505000	521000	300000	1120000	2310000
IP4159	2.50-	14/07/2015	15/07/2015	29/07/2015	29/07/2015	89	48300	<20	<40	<8	<12	<24	<12	<9	<24	139	4400	11300	14900	219000	257000	470000	107000	1050000	<40	<40	7560	9940	77900	140000	307000	94800	34600	619000	1720000
IP4159	3.50-	14/07/2015	15/07/2015	29/07/2015	29/07/2015	100	52100	<20	<40	<8	<12	<24	<12	<9	<24	<40	2280	12200	17700	537000	725000	1940000	501000	3700000	<40	<40	8110	11800	171000	299000	751000	194000	60500	1410000	5170000
IP4159	4.70-	14/07/2015	15/07/2015	29/07/2015	29/07/2015	108	<176	<20	<40	<8	<12	<24	<12	<9	<24	<40	<40	<40	<40	<100	<100	<100	<100	<100	<40	<40	<40	<40	<100	<100	<100	<100	<100	<100	107
IP4160	0.70-	24/06/2015	26/06/2015	14/07/2015	23/07/2015	103	141000	<20	<40	<8	<12	<24	<12	<9	<24	<40	2170	15200	67800	227000	54400	39900	4940	326000	<40	<40	10100	45200	184000	24000	34000	8970	2950	251000	718000
IP4160	1.60-	24/06/2015	26/06/2015	14/07/2015	23/07/2015	83	735	<20	140	32.9	<12	<24	<12	<9	173	<40	54.9	114	182	4440	<100	<100	<100	4440	140	<40	76.8	121	629	<100	1050	<100	<100	1680	6860
IP4160	2.40-	24/06/2015	26/06/2015	14/07/2015	23/07/2015	107	3150	<20	<40	<8	<12	<24	<12	<9	<24	<40	62.6	365	1470	56400	19700	13300	<100	89400	<40	<40	243	977	3940	2600	4850	<100	<100	11400	104000
IP4160	4.10-	24/06/2015	26/06/2015	14/07/2015	23/07/2015	119	1970	<20	<40	<8	<12	<24	<12	<9	<24	<40	43	178	952	3710	<100	<100	<100	3710	<40	<40	118	635	1420	445	1640	3020	1930	6520	12200
IP4161	0.50-	23/06/2015	25/06/2015	08/07/2015	23/07/2015	79	55300	<20	<40	<8	<12	<24	<12	<9	<24	<40	277	6510	26500	642000	532000	156000	15700	1350000	<40	<40	4340	17700	75200	149000	70700	22200	11200	317000	1720000
IP4161	1.20-	23/06/2015	25/06/2015	08/07/2015	23/07/2015	76	21700	<20	<40	<8	<12	<24	<12	<9	<24	<40	175	1920	11000	<100	<100	<100	<100	<100	<40	<40	1280	7320	5040	35600	28400	13000	6430	82100	104000
IP4161	2.50-	23/06/2015	25/06/2015	08/07/2015	23/07/2015	83	3120	<20	<40	<8	<12	<24	<12	<9	<24	<40	68.3	332	1480	25500	23500	7260	<100	56200	<40	<40	221	989	8490	18700	12100	5340	2510	44600	104000
IP4161	3.50-	23/06/2015	25/06/2015	08/07/2015	23/07/2015	78	251	<20	<40	<8	<12	<24	<12	<9	<24	<40	<40	49	83.2	3870	4240	1150	<100	9260	<40	<40	<40	55.9	1120	2550	752	698	453	5120	14600
IP4161	4.50-	23/06/2015	25/06/2015	08/07/2015	23/07/2015	76	3780	<20	<40	<8	<12	<24	<12	<9	<24	<40	82.1	505	1700	32200	29600	8740	1330	71900	<40	<40	336	1130	2040	6500	9830	7790	3380	26200	102000
IP4162	0.50-	24/06/2015	26/06/2015	14/07/2015	23/07/2015	68	<176	<20	<40	<8	<12	<24	<12	<9	<24	<40	<40	<40	55.5	107000	236000	72400	18200	434000	<40	<40	<40	<40	9240	48100	45500	26600	13700	129000	563000
IP4162	1.50-	24/06/2015	26/06/2015	14/07/2015	23/07/2015	79	<176	<20	<40	<8	<12	<24	<12	<9	<24	<40	<40	<40	<40	720	4030	1730	<100	6480	<40	<40	<40	<40	<100	<100	<100	<100	<100	<100	6490
IP4163	0.50-	22/07/2015	23/07/2015	23/07/2015	31/07/2015	94	<44	<5	<10	<2	<3	<6	<3	<9	<24	<10	<10	<10	<10	1370	5560	9840	6040	22800	<10	<10	<10	<10	<100	2900	12100	10200	4950	25200	48000
IP4164	0.40-	22/07/2015	23/07/2015	23/07/2015	31/07/2015	49	17100	<20	<40	<8	<12	<24	<12	<9	<24	42.8	644	3450	6420	427000	744000	417000	58100	1650000	<40	<40	2300	4280	77600	244000	230000	71000	32700	623000	2290000
IP4164	1.50-	22/07/2015	23/07/2015	23/07/2015	31/07/2015	89	662	<5	<10	<2	<3	<6	<3	<9	<24	<10	28.3	140	237	626000	1010000	588000	47400	2270000	<10	<10	92.7	158	121000	327000	289000	44200	15400	781000	3050000
IP4164	2.80-	22/07/2015	23/07/2015	23/07/2015	31/07/2015	100	1040	<20	<40	<8	<12	<24	<12	<9	<24	<40	53.9	202	377	10100	17100	10800	<100	38100	<40	<40	138	251	1520	4420	4420	<100	<100	10400	49500
IP4164	3.70-	22/07/2015	23/07/2015	23/07/2015	31/07/2015	65	271	<20	<40	<8	<12	<24	<12	<9	<24	<40	<40	51	95.1	872	770	<100	<100	1640	<40	<40	<40	63.8	519	1100	3250	1210	614	6080	7990
IP4164	5.40-	22/07/2015	23/07/2015	23/07/2015	31/07/2015	103	350	<20	<40	<8	<12	<24	<12	<9	<24	<40	67.9	106	56.4	2570	2720	4090	<100	9380	<40	<40	71.3	<40	575	1310	5470	2430	1280	9790	19500
IP4165	0.50-	23/06/2015	25/06/2015	08/07/2015	23/07/2015	88	42700	<20	<40	<8	<12	<24	<12	<9	<24	<40	302	4560	20900	298000	144000	134000	35700	612000	<40	<40	3040	13900	180000	57200	114000	39500	15700	391000	1050000
IP4165	1.60-	23/06/2015	25/06/2015	08/07/2015	23/07/2015	101	22400	<20	<40	<8	<12	<24	<12	<9	<24	<40	163	2140	11200	82100	64800	190000	13400	350000	<40	<40	1420	7440	5740	19700	174000	11700	3530	211000	584000
IP4165	2.00-	23/06/2015	25/06/2015	08/07/2015	23/07/2015	101	374	<20	60.5	<8	<12	<24	<12	<9	60.5	<40	<40	54.9	114	7850	5640	16000	<100	29500	60.5	<40	<40	76.2	1010	2100	22000	<100	<100	25100	55000
IP4165	3.00-	23/06/2015	25/06/2015	08/07/2015	23/07/2015	94	547	<5	52	<2	<3	<6	<3	<9	52	<10	12.4	64.4	221	<100	<100	<100	<100	<100	52	<10	42.9	148	<100	<100	<100	<100	<100	<100	547
IP4165	4.00-	23/06/2015	25/06/2015	08/07/2015	23/07/2015	96	<176	<20	<40	<8	<12	<24	<12	<9	<24	<40	<40	<40	<40	2050	1620	<100	<100	3670	<40	<40	<40	<40	<100	<100	343	<100	<100	343	4060
IP4166	0.50-	24/06/2015	26/06/2015	14/07/2015	23/07/2015	116	548	<20	85.5	26.6	<12	<24	<12	<9	112	<40	45.5	107	123	20300	60300	516000	139000	735000	85.5	<40	71	82.1	3490	19900	143000	39500	12100	206000	941000
IP4166	1.10-	24/06/2015	26/06/2015	14/07/2015	23/07/2015	105	7630	<20	69.9	25.5	<12	<24	<12	<9	95.4	<40	503	1520	2680	57600	107000	748000	192000	1100000	69.9	<40	1010	1790	5770	19100	109000	37400	11000	172000	1280000
IP4166	2.40-	24/06/2015	26/06/2015	14/07/2015	23/07/2015	92	5330	<20	3410	<8	<12	<24	<12	<9	3410	<40	122	367	700	14300	27000	193000	46300	281000	3410	<40	245	467	1570	4990	30300	11500	3930	48500	334000
IP4166	3.40-	24/06/2015	26/06/2015	14/07/2015	23/07/2015	103	<176	<20	<40	<8	<12	<24	<12	<9	<24	<40	<40	<40	<40	<100	<100	<100	<100	<100	41.4	<40	<40	<40	<100	<100	<100	<100	<100	<100	<100
IP4167	0.50-	24/06/2015	26/06/2015	14/07/2015	23/07/2015	130	3450	<20	<40	<8	<12	<24	<12	<9	<24	<40	41.1	323	1710	7810	8730	47800	11400	75700	<40	<40	215	1140	901	2650	16900	6770	2490	27200	106000
IP4167	1.00-	24/06/2015	26/06/2015	14/07/2015	23/07/2015	99	<176	<20	<40	<8	<12	<24	<12	<9	<24	<40	<40	<40	<40	<100	<100	<100	<100	<100	<40	<40	<40	<40	630	<100	<100	<100	<100	630	663
IP4167	1.50-	24/06/2015	26/06/2015	14/07/2015	23/07/2015	108	<176	<20	103	<8	<12	<24	<12	<9	103	<40	<40	<40	<40	<100	<100	10000	<100	10000	103	<40	<40	<40	<100	684	2590	3780	1960	7050	17200
IP4167	2.50-	24/06/2015	26/06/2015	14/07/2015	23/07/2015	101	<176	<20	<40	<8	<12	<24	<12	<9	<24	<40	<40	<40	<40	<100	<100	15100	<100	15100	<40	<40	<40	<40	<100	<100	<100	<100	<100	<100	15100
IP4167	3.00-	24/06/2015	26/06/2015	14/07/2015	23/07/2015	109	<176	<20	<40	<8	<12	<24	<12	<9	<24	<40	<40	<40	<40	1590	1220	3790	791	7400	<40	<40	<40	<40	1530	385	582	<100	<100	2490	9920
IP4168	0.50-	20/07/2015	21/07/2015	04/08/2015	10/08/2015	83	8450	<20	<40	<8	<12	<24	<12	<9	<24	<40	261	869	4020	99000	166000	425000	191000	881000	<40	<40	579	2680	21000	67900	291000	181000	76700	561000	1450000
IP4168	1.50-	20/07/2015	21/07/2015	04/08/2015	10/08/2015	95	57700	<20	<40	<8	<12	<24	<12	<9	<24	<40	2390	10900	22300	490000	606000	774000	125000	1990000	<40	<40	7240	14900	171000	276000	386000	81100	27200	914000	2970000
IP4168	2.50-	20/07/2015	21/07/2015	04/08/2015	10/08/2015	103	2300	<20	130	<8	<12	<24	<12	<9	130	<40	243	342	796	165000	286000	1830000	372000	2650000	130	<40	227	531	70700	123000	585000	135000	43500	914000	3570000
IP4168	3.50-	20/07/2015	21/07/2015	04/08/2015	10/08/2015	90	23300	<20	<40	<8	<12	<24	<12	<9	<24	55.4	3790	4030	7600	18200	30500	193000	42300	284000	<40	<40	2690	5070	7800	13500	66600	17700	5950	106000	413000
IP4168	4.50-	20/07/2015	21/07/2015	04/08/2015	10/08/2015	113	4740	<20	95.1	<8	<12	<24	<12	<9	95.1	49.9	573	716	1700	6390	10600	67600	12100	96600	95.1	<40	478	1130	3330	5280	24200	7050	2940	39900	141000
IP4169	0.50-	25/06/2015	27/06/2015	15/07/2015	24/07/2015	85	21800	<20	<40	<8	<12	<24	<12	<9	<24	<40	81	1500	11500	558000	641000	452000	76300	1730000	<40	<40	999	7640	159000	255000	311000	81800	32300	807000	2560000
IP4169	1.50-	25/06/2015	29/06/2015	15/07/2015	24/07/2015	87	6960	<5	23.1	<2	<3	<6	<3	<9	<24	<10	135	859	3220	456000	523000	821000	115000	1910000	23.1	<10	573	2150	33100	124000	251000	66700	23100	476000	2400000
IP4169	2.50-	25/06/2015	29/06/2015	15/07/2015	24/07/2015	102	573	<20	<40	<8	<12	<24	<12	<9	<24	<40	49	<40	261	125000	181000	204000	30400	541000	<40	<40	<40	173	9740	38200	73100	18600	6340	140000	681000
IP4169	3.50-	25/06/2015	29/06/2015	15/07/2015	24/07/2015	103	1340	<20	138	<8	<12	<24	<12	<9	138	<40	73.5	91.5	572	30500	35400	60000	7340	133000	138	<40	61	382	3430	8030	22900	4740	1200	39100	174000
IP4169	5.50-	25/06/2015	29/06/2015	15/07/2015	24/07/2015	93	13800	<20	61.1	<8	<12	<24	<12	<9	61.1	<40	79.9	717	7470	33300	46800	68100	11100	159000	61.1	<40	477	4980	3590	11400	23800	9060	3940	47900	221000
IP4170	0.50-	25/06/2015	27/06/2015	15/07/2015	24/07/2015	87	4390	<5	94.3	<2	<3	<6	<3	<9	94.3	<10	160	556	1920	304000	493000	2060000	216000	3070000	94.3	<10	371	1280	10200	82300	469000	89900	29900	651000	3730000
IP4170	1.30-	25/06/2015	27/06/2015	15/07/2015	24/07/2015	100	1650	<5	1280	2.36	<3	<6	<3	<9	1280	<10	36.6	53.1	145	22200	42200	205000	23300	293000	1280	<10	35.4	96.8	7220	19400	83400	17700	4580	128000	422000
IP4170	2.20-	25/06/2015	27/06/2015	15/07/2015	24/07/2015	87	37700	<20	1400	<8	<12	<24	<12	<9	1400	51.5	1820	4890	15800	141000	172000	703000	71200	1090000	1400	<40	3260	10500	42300	85900	307000	56000	15600	491000	1620000
IP4170	3.30-	25/06/2015	27/06/2015	15/07/2015	24/07/2015	87	1540	<20	519	<8	<12	<24	<12	<9	519	<40	<40	68.3	530	36100	57400	149000	13200	255000	519	<40	45.9	353	3760	13200	53300	7680	1800	77900	335000
IP4171	0.50-	26/06/2015	27/06/2015	14/07/2015	23/07/2015	99	3360	<20	<40	<8	<12	<24	<12	<9	<24	<40	50	<40	1950	106000	119000	34400	3260	262000	<40	<40	<40	1300	9870	41600	21400	1720	<100	74600	340000
IP4171	1.50-	26/06/2015	27/06/2015	14/07/2015	23/07/2015	84	12900	<20	<40	<8	<12	<24	<12	<9	<24	<40	276	1070	6510	269000	255000	167000	56100	747000	<40	<40	715	4340	51000	129000	139000	50800	19500	370000	1130000
IP4171	2.50-	26/06/2015	27/06/2015	14/07/2015	23/07/2015	87	115000	<20	<40	<8	<12	<24	<12	<9	<24	146	11700	31100	31100	154000	109000	57900	13000	334000	<40	<40	20700	20700	45400	45100	39700	12200	4910	142000	591000
IP4171	3.50-	26/06/2015	27/06/2015	14/07/2015	23/07/2015	113	527000	<100	<200	<40	<60	<120	<60	<9	<24	974	48300	143000	143000	330000	197000	87700	16700	631000	<200	<200	95300	95500	48400	55500	42200	11400	4120	158000	1310000
IP4171	4.50-	26/06/2015	27/06/2015	14/07/2015	23/07/2015	106	95600	<20	<40	<8	<12	<24	<12	<9	<24	162	5960	22900	30700	31800	16700	6510	432	55500	<40	<40	15300	20500	11500	8320	6520	1720	771	28100	179000
IP4172	0.50-	26/06/2015	27/06/2015	14/07/2015	23/07/2015	51	<176	<20	<40	<8	<12	<24	<12	<9	<24	<40	<40	<40	<40	15900	114000	407000	107000	643000	<40	<40	<40	<40	4740	26500	230000	142000	47700	404000	1050000
IP4172	1.50-	26/06/2015	27/06/2015	14/07/2015	23/07/2015	89	1240	<20	<40	<8	<12	<24	<12	<9	<24	<40	<40	<40	694	13600	22500	29200	3230	68600	<40	<40	<40	463	<100	5950	14100	2270	430	22300	92200
IP4172	2.50-	26/06/2015	27/06/2015	14/07/2015	23/07/2015	83	1540	<20	<40	<8	<12	<24	<12	<9	<24	<40	<40	59.3	846	7540	11400	31000	18500	68400	<40	<40	<40	564	2560	6470	15200	9610	4470	33900	104000
IP4172	3.50-	26/06/2015	27/06/2015	14/07/2015	23/07/2015	68	8850	<20	<40	<8	<12	<24	<12	<9	<24	<40	56.6	324	4940	171000	316000	43500	4850	536000	<40	<40	215	3300	10800	67100	14400	735	<100	93000	638000
IP4172	4.50-	26/06/2015	27/06/2015	14/07/2015	23/07/2015	98	4400	<20	<40	<8	<12	<24	<12	<9	<24	<40	107	999	1570	8690	3390	6810	3250	22100	<40	<40	666	1050	3990	2630	5640	3210	1400	15500	42000
IP4173	0.30-	25/06/2015	27/06/2015	15/07/2015	24/07/2015	77	47700	<20	<40	<8	<12	<24	<12	<9	<24	<40	282	3720	24700	298000	319000	365000	114000	1100000	<40	<40	2480	16500	67600	137000	155000	48500	14900	409000	1550000
IP4173	1.50-	25/06/2015	27/06/2015	15/07/2015	24/07/2015	62	89800	<20	<40	<8	<12	<24	<12	<9	<24	105	3180	13700	38100	1160000	1220000	1040000	343000	3760000	<40	<40	9160	25400	284000	478000	461000	121000	37300	1340000	5190000
IP4173	2.00-	25/06/2015	27/06/2015	15/07/2015	24/07/2015	127	472	<20	<40	<8	<12	<24	<12	<9	<24	<40	<40	43.3	203	1160	1570	<100	<100	2730	<40	<40	<40	135	150	382	<100	<100	<100	532	3730
IP4173	3.50-	25/06/2015	27/06/2015	15/07/2015	24/07/2015	105	10300	<20	<40	<8	<12	<24	<12	<9	<24	<40	194	902	5120	60200	59600	47600	2690	170000	<40	<40	602	3410	15400	27900	33300	9220	4500	85800	266000
IP4173	4.50-	25/06/2015	27/06/2015	15/07/2015	24/07/2015	100	988	<5	<10	<2	<3	<6	<3	<9	<24	<10	31.9	145	426	20800	25000	21600	3250	70600	<10	<10	96.8	284	6080	12600	15400	3750	1770	37800	109000

Monitor Phase 68

Customer Sample ID	Depth	Sampled Date	Sample Received Date	Final Instruction Date	Report Completed Date	GRO Surrogate %	GRO TOT (Mo TM089 µg/kg	Methyl tertiary l TM089 µg/kg	Benzene TM089 µg/kg	Toluene TM089 µg/kg	Ethylbenzene TM089 µg/kg	m,p-Xylene TM089 µg/kg	o-Xylene TM089 µg/kg	sum of detected mpo xylene by GC TM089 µg/kg	sum of detected BTEX by GC TM089 µg/kg	Aliphatics >C5-C6 TM089 µg/kg	Aliphatics >C6-C8 TM089 µg/kg	Aliphatics >C8-C10 TM089 µg/kg	Aliphatics >C10-C12 TM089 µg/kg	Aliphatics >C12-C16 TM173 µg/kg	Aliphatics >C16-C21 TM173 µg/kg	Aliphatics >C21-C35 TM173 µg/kg	Aliphatics >C35-C44 TM173 µg/kg	Total Aliphatics >C12-C44 TM173 µg/kg	Aromatics >EC5-EC7 TM089 µg/kg	Aromatics >EC7-EC8 TM089 µg/kg	Aromatics >EC8-EC10 TM089 µg/kg	Aromatics >EC10-EC12 TM089 µg/kg	Aromatics >EC12-EC16 TM173 µg/kg	Aromatics >EC16-EC21 TM173 µg/kg	Aromatics >EC21-EC35 TM173 µg/kg	Aromatics >EC35-EC44 TM173 µg/kg	Aromatics >EC40-EC44 TM173 µg/kg	Total Aromatics >EC12-EC44 TM173 µg/kg	Total Aliphatics & Aromatics >C5-C44 µg/kg
				Commercial 1% >1m					5000	389000															71000	617000	547000								
							<44	<5	<10	<2	<3	<6	<3	<9	<24	<10	<10	<10	<10	<100	<100	<100	<100	<100	<10	<10	<10	<10	<100	<100	<100	<100	<100	<100	<100
IP4174	0.50-	25/06/2015	27/06/2015	15/07/2015	24/07/2015	74	53400	<20	92.5	<8	<12	<24	<12	<9	92.5	<40	340	3070	28700	284000	232000	3560000	337000	4410000	92.5	<40	2050	19100	239000	108000	760000	171000	56600	1280000	5740000
IP4174	1.50-	25/06/2015	27/06/2015	15/07/2015	24/07/2015	70	22400	<20	<40	<8	<12	<24	<12	<9	<24	<40	641	3260	9760	365000	374000	2760000	425000	3920000	<40	<40	2170	6510	15100	71100	451000	145000	46200	682000	4630000
IP4174	2.00-	25/06/2015	27/06/2015	15/07/2015	24/07/2015	71	49600	<20	<40	<8	<12	<24	<12	<9	<24	<40	1240	10100	19000	1170000	1220000	2410000	587000	5380000	<40	<40	6700	12600	41400	191000	476000	162000	55700	870000	6300000
IP4174	3.00-	25/06/2015	27/06/2015	15/07/2015	24/07/2015	103	<44	<5	<10	<2	<3	<6	<3	<9	<24	<10	<10	<10	<10	6880	13000	23500	2920	46300	<10	<10	<10	<10	878	2790	6440	1900	675	12000	58300
IP4175	0.50-	25/06/2015	29/06/2015	15/07/2015	24/07/2015	107	1770	<20	<40	<8	<12	<24	<12	<9	<24	<40	84.4	108	879	8930	10400	46700	11900	77900	<40	<40	71.8	586	7150	5610	27400	9100	3590	49300	129000
IP4175	1.50-	25/06/2015	29/06/2015	15/07/2015	24/07/2015	67	74500	<20	<40	<8	<12	<24	<12	<9	<24	<40	1850	13200	30400	1030000	944000	2180000	431000	4590000	<40	<40	8800	20300	84300	204000	702000	169000	50400	1160000	5820000
IP4175	3.20-	25/06/2015	29/06/2015	15/07/2015	24/07/2015	50	82300	<20	109	<8	<12	<24	<12	<9	109	<40	5690	22700	23200	2670000	10200000	<1000	1640000	14500000	109	<40	15100	15500	442000	944000	2700000	804000	269000	4890000	19500000
IP4175	4.50-	25/06/2015	29/06/2015	15/07/2015	24/07/2015	76	120000	<20	12300	<8	<12	<24	<12	<9	12300	1290	20800	23700	27900	314000	332000	695000	158000	1500000	12300	<40	15800	18600	64000	101000	229000	56200	16400	450000	2070000
IP4175	5.50-	25/06/2015	29/06/2015	15/07/2015	24/07/2015	105	24900	<20	564	<8	<12	<24	<12	<9	564	71.9	1550	3520	10100	92700	108000	224000	50900	476000	564	<40	2350	6740	11700	27200	74200	19600	6000	133000	633000
IP4176	0.50-	20/07/2015	21/07/2015	04/08/2015	10/08/2015	55	2810	<20	888	87.5	<12	<24	<12	<9	976	<40	195	163	795	196000	625000	4490000	1170000	6480000	888	87.5	115	530	48500	233000	1460000	451000	159000	2190000	8670000
IP4176	1.50-	20/07/2015	21/07/2015	04/08/2015	10/08/2015	63	20200	<20	52.6	<8	<12	<24	<12	<9	52.6	44.8	7460	2910	4660	197000	319000	3590000	705000	4810000	52.6	<40	1940	3110	35600	93200	952000	225000	69800	1310000	6140000
IP4176	2.50-	20/07/2015	21/07/2015	04/08/2015	10/08/2015	89	13300	<20	71.7	<8	<12	<24	<12	<9	71.7	<40	1850	2580	4210	110000	211000	2470000	601000	3390000	71.7	<40	1720	2800	19300	53500	461000	107000	32400	641000	4050000
IP4176	3.50-	20/07/2015	21/07/2015	04/08/2015	10/08/2015	101	17200	<20	3070	28	<12	<24	<12	<9	3100	<40	763	2400	5580	44500	81000	767000	162000	1050000	3070	<40	1600	3720	9710	25400	182000	38300	11000	255000	1330000
IP4176	4.50-	20/07/2015	21/07/2015	04/08/2015	10/08/2015	110	13800	<20	107	<8	<12	<24	<12	<9	107	<40	676	1870	5950	26300	35400	207000	49900	318000	107	<40	1250	3970	7480	12300	54400	14300	4790	88400	420000
IP4177	0.50-	24/06/2015	26/06/2015	14/07/2015	23/07/2015	79	20000	<20	1910	1440	<12	142	87.7	230	3580	<40	1110	2610	6590	211000	316000	1470000	300000	2290000	1910	1440	1970	4400	11900	52100	235000	57600	18100	356000	2670000
IP4177	0.90-	24/06/2015	26/06/2015	14/07/2015	23/07/2015	77	56500	<100	3590	12400	150	566	184	750	16900	<200	4210	5820	15400	147000	245000	1640000	336000	2360000	3590	12400	4780	10300	42100	74600	355000	85800	24800	557000	2980000
IP4177	2.00-	24/06/2015	26/06/2015	14/07/2015	23/07/2015	133	2630	<20	433	197	<12	<24	<12	<9	630	<40	277	347	673	7530	11900	81400	18300	1190000	433	197	231	448	<100	2780	10400	5490	2650	18700	1400000
IP4178	0.40-	24/06/2015	26/06/2015	14/07/2015	23/07/2015	50	<176	<20	<40	<8	<12	<24	<12	<9	<24	<40	<40	<40	<40	4550	42500	184000	48800	280000	<40	<40	<40	<40	2010	9230	156000	87600	31800	255000	535000
IP4178	1.00-	24/06/2015	26/06/2015	14/07/2015	23/07/2015	71	7400	<20	<40	<8	<12	<24	<12	<9	<24	<40	<40	371	4040	28600	41000	71700	18400	160000	<40	<40	247	2690	6430	32400	81600	28600	12500	149000	316000
IP4178	1.50-	24/06/2015	26/06/2015	14/07/2015	23/07/2015	76	38000	<20	<40	<8	<12	<24	<12	<9	<24	<40	108	3890	18800	556000	656000	1140000	293000	2650000	<40	<40	2610	12500	225000	426000	1060000	361000	136000	2080000	4760000
IP4178	2.00-	24/06/2015	26/06/2015	14/07/2015	23/07/2015	113	2290	<20	<40	<8	<12	<24	<12	<9	<24	<40	<40	327	1020	195000	260000	365000	91300	912000	<40	<40	218	680	8490	51600	166000	54600	19600	281000	1190000
IP4178	2.50-	24/06/2015	26/06/2015	14/07/2015	23/07/2015	72	27300	<20	<40	<8	<12	<24	<12	<9	<24	<40	749	5540	10400	84800	115000	509000	117000	825000	<40	<40	3690	6920	21100	64400	306000	105000	36400	497000	1350000
IP4185	0.50-	26/06/2015	27/06/2015	14/07/2015	23/07/2015	45	700	<20	<40	<8	<12	<24	<12	<9	<24	<40	66.6	101	252	24000	93400	625000	218000	960000	<40	<40	77.7	168	9800	55300	583000	287000	107000	935000	1900000
IP4186	0.50-	25/06/2015	29/06/2015	15/07/2015	24/07/2015	47	7540	<20	53.8	14.3	<12	<24	<12	<9	68.1	<40	492	1500	2660	78100	265000	3320000	1240000	4910000	53.8	<40	1000	1780	34600	177000	2240000	1930000	846000	4380000	9300000
IP4186	1.50-	25/06/2015	29/06/2015	15/07/2015	24/07/2015	59	90300	<20	271	<8	<12	<24	<12	<9	271	649	54700	12900	7910	575000	1420000	1640000	341000	3980000	271	<40	8590	5270	38600	282000	813000	286000	112000	1420000	5490000
IP4186	2.50-	25/06/2015	29/06/2015	15/07/2015	24/07/2015	86	86600	<20	<40	<8	<12	<24	<12	<9	<24	<40	2460	22000	28500	333000	430000	571000	136000	1470000	<40	<40	14600	19000	128000	214000	383000	96700	30500	821000	2380000
IP4186	3.50-	25/06/2015	29/06/2015	15/07/2015	24/07/2015	87	14400	<5	<10	<2	<3	<6	<3	<9	<24	15.4	523	3120	5200	513000	570000	995000	224000	2300000	<10	<10	2080	3470	65200	151000	424000	127000	42500	767000	3080000
IP4186	4.50-	25/06/2015	29/06/2015	15/07/2015	24/07/2015	101	55000	<20	<40	<8	<12	<24	<12	<9	<24	263	5670	11300	18100	61300	68900	90600	21300	242000	<40	<40	7530	12100	12400	23800	47300	11600	3300	95100	392000
IP4187	0.50-	26/06/2015	27/06/2015	14/07/2015	23/07/2015	69	19300	<20	<40	<8	<12	<24	<12	<9	<24	<40	277	3170	8200	591000	901000	2120000	307000	3920000	<40	<40	2120	5470	79000	287000	804000	180000	45300	1350000	5290000
IP4187	1.50-	26/06/2015	27/06/2015	14/07/2015	23/07/2015	72	30200	<20	63.3	<8	<12	<24	<12	<9	63.3	<40	1130	6580	10800	495000	719000	713000	109000	2040000	63.3	<40	4390	7190	175000	273000	308000	58100	18900	815000	2880000
IP4187	2.50-	26/06/2015	27/06/2015	14/07/2015	23/07/2015	70	36800	<20	<40	<8	<12	<24	<12	<9	<24	<40	1380	9230	12000	192000	293000	237000	40700	763000	<40	<40	6150	8000	28400	65300	70500	14800	4550	179000	979000
IP4188	0.56-	25/06/2015	27/06/2015	15/07/2015	24/07/2015	74	59800	<20	90.8	84.4	<12	<24	<12	<9	175	50.2	1210	7280	27700	734000	284000	1870000	236000	3120000	90.8	84.4	4850	18500	43000	44600	262000	59400	18600	408000	3590000
IP4188	1.50-	25/06/2015	27/06/2015	15/07/2015	24/07/2015	90	70200	<20	<40	<8	<12	<24	<12	<9	<24	<40	491	6710	35100	188000	117000	295000	50500	651000	<40	<40	4470	23400	6250	18900	40900	12300	3890	78300	799000
IP4188	2.00-	25/06/2015	27/06/2015	15/07/2015	24/07/2015	87	68400	<20	58.2	<8	<12	<24	<12	<9	58.2	43.7	1800	10200	29700	575000	533000	892000	151000	2150000	58.2	<40	6780	19800	58000	105000	168000	43800	14800	375000	2590000
IP4188	2.50-	25/06/2015	27/06/2015	15/07/2015	24/07/2015	104	27000	<20	<40	<8	<12	<24	120	120	120	47.3	1120	3980	11400	111000	147000	116000	13700	389000	<40	<40	2770	7620	5140	25500	36300	6690	2090	73600	489000
IP4188	3.50-	25/06/2015	27/06/2015	15/07/2015	24/07/2015	91	2860	<20	<40	<8	<12	<24	<12	<9	<24	<40	66.6	401	1270	13200	14600	23000	2290	53100	<40	<40	268	846	2360	5950	8690	4140	2510	21100	77100
IP4189	0.50-	26/06/2015	27/06/2015	14/07/2015	23/07/2015	70	16700	<20	<40	<8	<12	<24	<12	<9	<24	<40	64.4	2280	7680	149000	339000	1510000	219000	2220000	<40	<40	1520	5120	44300	168000	824000	200000	59000	1240000	3470000
IP4189	1.10-	26/06/2015	27/06/2015	14/07/2015	23/07/2015	76	12200	<20	<40	<8	<12	<24	<12	<9	<24	<40	59.9	1370	5910	51600	106000	226000	26000	410000	<40	<40	916	3940	2850	26300	82000	13800	3460	125000	547000
IP4189	2.50-	26/06/2015	27/06/2015	14/07/2015	23/07/2015	92	<176	<20	<40	<8	<12	<24	<12	<9	<24	<40	<40	<40	<40	1800	1730	1150	<100	4680	<40	<40	<40	<40	<100	<100	<100	<100	<100	<100	4680
IP4189	3.50-	26/06/2015	27/06/2015	14/07/2015	23/07/2015	89	1430	<20	<40	<8	<12	<24	<12	<9	<24	<40	<40	178	659	<100	6180	21500	<100	27700	<40	<40	119	439	<100	1340	5500	558	<100	7390	36500
IP4189	5.00-	26/06/2015	27/06/2015	14/07/2015	23/07/2015	120	582	<20	<40	<8	<12	<24	<12	<9	<24	<40	<40	60.5	281	17900	32400	71800	9270	131000	<40	<40	40.3	188	2000	11300	30000	4230	1320	47500	180000
IP4190	0.50-	25/06/2015	29/06/2015	15/07/2015	24/07/2015	63	1960	<5	12.8	4.27	6.4	<6	9.6	9.6	33.1	<10	40.5	291	835	216000	299000	1820000	556000	2890000	12.8	<10	210	557	47400	137000	1240000	554000	194000	1980000	4870000
IP4191	0.50-	25/06/2015	29/06/2015	15/07/2015	24/07/2015	72	17800	<20	<40	21.3	<12	34.1	<12	34.1	55.4	61.8	514	2880	7390	110000	143000	544000	178000	975000	<40	<40	1950	4930	46900	92100	594000	258000	105000	991000	1980000
IP4202	1.50-	25/06/2015	29/06/2015	15/07/2015	24/07/2015	67	48500	<5	43.4	<2	661	<6	481	481	1190	153	7200	14700	9290	1610000	2000000	6000000	1340000	10900000	43.4	<10	10900	6190	555000	1560000	9690000	1760000	698000	13600000	24600000
IP4202	2.50-	25/06/2015	29/06/2015	15/07/2015	24/07/2015	73	186000	<20	<40	<8	<12	<24	<12	<9	<24	<40	4480	53800	55400	429000	736000	1000000	281000	2450000	<40	<40	35900	36900	117000	404000	1300000	362000	153000	2190000	4820000
IP4202	3.50-	25/06/2015	29/06/2015	15/07/2015	24/07/2015	115	234000	<20	<40	<8	<12	<24	<12	<9	<24	218	11200	60200	73100	131000	161000	250000	95500	637000	<40	<40	40200	48700	23100	47900	123000	58200	21600	252000	1120000
IP4202	4.50-	25/06/2015	29/06/2015	15/07/2015	24/07/2015	96	14200	<20	<40	<8	<12	<24	<12	<9	<24	41.8	540	2880	5260	22200	27000	57600	21800	129000	<40	<40	1920	3510	7470	8370	29400	14600	5740	59800	203000
IP4202	5.50-	25/06/2015	29/06/2015	15/07/2015	24/07/2015	121	18100	<20	<40	<8	<12	<24	<12	<9	<24	51.5	510	3930	6570	65000	87800	161000	61900	376000	<40	<40	2620	4380	5190	11600	50800	23200	9290	90800	485000

Monitor Phase 68

Commercial 1% >1m

Customer Sample ID	Depth	Sampled Date	Sample Received Date	Final Instruction Date	Report Completed Date	Naphthalene-d8 % recovery**	Acenaphthene-d10 % recovery**	Phenanthrene-d10 % recovery**	Chrysene-d12 % recovery**	Perylene-d12 % recovery**	Naphthalene	Acenaphthylene	Acenaphthene	Fluorene	Phenanthrene	Anthracene	Fluoranthene	Pyrene	Benz(a)anthracene	Chrysene	Benzo(b)fluoranthene	Benzo(k)fluoranthene	Benzo(a)pyrene	Indeno(1,2,3-cd)pyrene	Dibenzo(a,h)anthracene	Benzo(g,h,i)perylene	PAH, Total Detected USEPA 16
						TM218	TM218	TM218	TM218	TM218	TM218	TM218	TM218	TM218	TM218	TM218	TM218	TM218	TM218	TM218	TM218	TM218	TM218	TM218	TM218	TM218	TM218
						%	%	%	%	%	µg/kg	µg/kg	µg/kg	µg/kg	µg/kg	µg/kg	µg/kg	µg/kg	µg/kg	µg/kg	µg/kg	µg/kg	µg/kg	µg/kg	µg/kg	µg/kg	µg/kg
											<9	<12	<8	<10	<15	<16	<17	<15	<14	<10	<15	<14	<15	<18	<23	<24	<118
IP4149	0.50-	21/07/2015	22/07/2015	04/08/2015	08/08/2015	89.4	88.8	88.2	85	86.6	<9	<12	<8	<10	<15	<16	<17	<15	<14	<10	<15	<14	<15	<18	<23	<24	<118
IP4149	1.50-	21/07/2015	22/07/2015	04/08/2015	08/08/2015	88.2	85.2	80.7	74.8	64.2	<9	<12	20.3	<10	<15	<16	<17	<15	<14	12.6	<15	<14	18	<18	<23	<24	<118
IP4150	0.40-	23/06/2015	25/06/2015	08/07/2015	23/07/2015	102	102	96.9	98.5	111	595	16.4	948	308	196	62.5	<17	<15	22.4	21.9	<15	<14	<15	<18	<23	<24	2170
IP4150	1.50-	23/06/2015	25/06/2015	08/07/2015	23/07/2015	109	107	102	104	108	303	<12	416	20.2	47.3	<16	<17	<15	17.2	32.8	<15	<14	<15	<18	<23	<24	837
IP4150	2.50-	23/06/2015	25/06/2015	08/07/2015	23/07/2015	100	99.7	96.1	98.9	97.7	13.2	<12	36.8	<10	27	<16	<17	<15	<14	11.8	<15	<14	<15	<18	<23	<24	<118
IP4150	3.50-	23/06/2015	25/06/2015	08/07/2015	23/07/2015	110	108	102	104	107	16.3	<12	50.4	<10	<15	<16	<17	<15	<14	<10	<15	<14	<15	<18	<23	<24	<118
IP4150	4.50-	23/06/2015	25/06/2015	08/07/2015	23/07/2015	110	111	105	109	124	<9	<12	<8	<10	<15	<16	<17	<15	<14	<10	<15	<14	<15	<18	<23	<24	<118
IP4151	0.50-	23/06/2015	25/06/2015	08/07/2015	23/07/2015	103	102	101	105	114	524	35.9	226	151	438	224	584	540	120	113	92.3	27.1	55.5	<18	<23	<24	3130
IP4151	1.20-	23/06/2015	25/06/2015	08/07/2015	23/07/2015	97.5	98.4	97.1	105	112	492	117	2330	1480	1270	877	1180	1100	271	219	215	75.9	168	70.7	24.5	81.6	9990
IP4151	1.60-	23/06/2015	25/06/2015	08/07/2015	23/07/2015	103	102	98.1	103	110	40	<12	639	247	288	135	184	159	20	28.4	31.3	<14	24.7	<18	<23	<24	1800
IP4152	0.50-	24/06/2015	26/06/2015	14/07/2015	23/07/2015	93.8	97.6	94.4	89.3	93.9	<9	<12	26.3	<10	<15	<16	<17	<15	<14	<10	<15	<14	<15	<18	<23	<24	<118
IP4152	1.50-	24/06/2015	26/06/2015	14/07/2015	23/07/2015	87.3	83.9	83.2	89.7	97.5	<9	<12	<8	<10	<15	<16	<17	<15	<14	<10	<15	<14	<15	<18	<23	<24	<118
IP4152	2.50-	24/06/2015	26/06/2015	14/07/2015	23/07/2015	88	85.7	80.5	76.6	79	<9	<12	<8	<10	<15	<16	<17	<15	<14	<10	<15	<14	<15	<18	<23	<24	<118
IP4152	3.50-	24/06/2015	26/06/2015	14/07/2015	23/07/2015	103	103	101	93.3	97.8	<9	<12	<8	<10	<15	<16	<17	<15	<14	<10	<15	<14	<15	<18	<23	<24	<118
IP4152	5.00-	24/06/2015	26/06/2015	14/07/2015	23/07/2015	102	103	100	89.7	92.5	<9	<12	<8	<10	<15	<16	<17	<15	<14	<10	<15	<14	<15	<18	<23	<24	<118
IP4153	0.30-	14/07/2015	15/07/2015	29/07/2015	29/07/2015	95.6	94.5	93.4	95.2	96.3	465	<12	1140	1510	2510	803	511	1320	323	431	416	124	283	134	52.3	206	10200
IP4153	1.30-	14/07/2015	15/07/2015	29/07/2015	29/07/2015	98.3	101	99.7	102	97.3	40.4	<12	87.4	107	225	58.9	35.3	84.6	<14	45.1	42.2	<14	18.3	<18	<23	<24	744
IP4153	2.30-	14/07/2015	15/07/2015	29/07/2015	29/07/2015	99.9	103	102	105	103	639	<12	686	924	1670	481	127	588	85.9	170	82.7	<14	<15	<18	<23	34.7	5490
IP4153	3.30-	14/07/2015	15/07/2015	29/07/2015	29/07/2015	90.2	92.3	94.2	108	114	62.2	<12	72.4	104	230	94.5	33.6	106	<14	43.3	40.4	<14	22	<18	<23	<24	809
IP4153	4.40-	14/07/2015	15/07/2015	29/07/2015	29/07/2015	96.8	98.6	98.2	103	98.7	147	<12	213	323	516	146	54.8	140	<14	67	40	<14	23.7	<18	<23	<24	1670
IP4153	5.50-	14/07/2015	15/07/2015	29/07/2015	29/07/2015	96.7	99.9	98.3	101	96.6	34.9	<12	50.2	92.1	159	45.1	<17	32.9	<14	<10	<15	<14	<15	<18	<23	<24	414
IP4154	0.50-	14/07/2015	15/07/2015	29/07/2015	29/07/2015	99.9	98.4	96.6	97.6	98.2	33	<12	106	141	220	101	34.7	193	60.8	149	63.4	<14	42.3	<18	<23	<24	1140
IP4154	1.50-	14/07/2015	15/07/2015	29/07/2015	29/07/2015	96.3	101	98.9	103	99.3	251	<12	191	434	539	262	99.6	303	106	220	85.5	<14	69	<18	<23	46.2	2610
IP4154	2.50-	14/07/2015	15/07/2015	29/07/2015	29/07/2015	97.8	101	100	103	99.6	259	<12	<8	316	223	161	<17	<15	<14	84.8	<15	<14	<15	<18	<23	<24	1040
IP4154	3.50-	14/07/2015	15/07/2015	29/07/2015	29/07/2015	88.9	90.1	92.7	106	113	<9	<12	<8	56.2	85.1	35.1	<17	35	<14	<10	17.4	<14	<15	<18	<23	<24	229
IP4154	4.50-	14/07/2015	15/07/2015	29/07/2015	29/07/2015	92.2	91.5	91.3	98.3	106	<9	<12	<8	<10	<15	<16	<17	<15	<14	<10	<15	<14	<15	<18	<23	<24	<118
IP4155	0.30-	15/07/2015	16/07/2015	16/07/2015	24/07/2015	97.2	98.5	96.3	95.3	102	<9	<12	<8	<10	63.4	27.8	51.2	166	42.1	65.3	45.7	19.1	36.8	37.8	<23	52.5	607
IP4155	0.70-	15/07/2015	16/07/2015	16/07/2015	24/07/2015	94.8	94.4	93.6	99.6	104	<9	<12	<8	<10	<15	<16	<17	<15	<14	<10	<15	<14	<15	<18	<23	<24	<118
IP4155	1.60-	15/07/2015	16/07/2015	16/07/2015	24/07/2015	102	101	98	99.4	98	16.7	<12	182	73.1	<15	196	41.9	79.7	51.6	54.6	53.6	21	39.6	<18	<23	<24	810
IP4155	2.40-	15/07/2015	16/07/2015	16/07/2015	24/07/2015	102	98.7	95.6	78.5	78.3	<9	<12	19.7	<10	<15	<16	<17	<15	<14	<10	<15	<14	<15	<18	<23	<24	<118
IP4155	3.80-	15/07/2015	16/07/2015	16/07/2015	24/07/2015	100	99.5	96.2	90.8	91.5	<9	<12	<8	<10	<15	<16	<17	<15	<14	20.3	29	<14	<15	<18	<23	<24	<118
IP4155	5.60-	15/07/2015	16/07/2015	16/07/2015	24/07/2015	90.7	89.4	88.9	92.4	94.6	<9	<12	<8	<10	<15	<15	<17	<15	<14	<10	<15	<14	<15	<18	<23	<24	<118
IP4156	0.50-	15/07/2015	16/07/2015	16/07/2015	24/07/2015	97	99.3	96.1	95.5	102	29.2	<12	<8	<10	180	160	149	166	77.1	82.5	98.1	37.5	81.5	61.1	<23	75.9	1200
IP4156	1.70-	15/07/2015	16/07/2015	16/07/2015	24/07/2015	102	102	98.5	99.2	96.5	74.4	<12	202	640	1160	356	77.8	96.6	68.5	86	47.1	20.8	38.3	<18	<23	<24	2860
IP4156	2.50-	15/07/2015	16/07/2015	16/07/2015	24/07/2015	104	102	99.4	100	97.8	116	<12	132	366	685	215	46.9	63.1	<14	80.1	57.1	18.4	26.1	<18	<23	<24	1810
IP4156	3.80-	15/07/2015	16/07/2015	16/07/2015	24/07/2015	95.7	95.9	90.8	86.4	97	488	<12	483	1630	2360	607	134	245	55.7	82.3	63.4	17.3	25.7	<18	<23	<24	6200
IP4156	5.40-	15/07/2015	16/07/2015	16/07/2015	24/07/2015	92.4	91.2	91.2	84.1	85.9	20.5	<12	29.7	72	111	21.8	<17	<15	<14	<10	<15	<14	<15	<18	<23	<24	255
IP4157	0.40-	15/07/2015	16/07/2015	16/07/2015	24/07/2015	95.3	95.9	93.9	93.6	101	<9	<12	<8	<10	106	112	42.4	165	29.9	95.6	35.9	<14	<15	<18	<23	<24	587
IP4157	1.60-	15/07/2015	16/07/2015	16/07/2015	24/07/2015	98.5	99	100	117	124	93.5	<12	130	265	327	206	61.3	133	33.6	90.5	70.4	<14	37.3	<18	<23	<24	1450
IP4157	2.50-	15/07/2015	16/07/2015	16/07/2015	24/07/2015	101	99.4	97.2	100	98	420	<12	246	658	780	421	126	280	126	225	104	28.3	60.1	<18	<23	32	3510
IP4157	4.00-	15/07/2015	16/07/2015	16/07/2015	24/07/2015	102	99.9	96.2	91.4	88.8	<9	<12	16.4	36	52.8	25.6	<17	20.1	<14	23.4	26.7	<14	<15	<18	<23	<24	201
IP4157	5.50-	15/07/2015	16/07/2015	16/07/2015	24/07/2015	89.1	84.6	83	89.1	91.8	<9	<12	<8	<10	<15	<16	<17	<15	<14	<10	<15	<14	<15	<18	<23	<24	<118
IP4158	0.30-	14/07/2015	15/07/2015	29/07/2015	29/07/2015	108	108	104	98.8	95.7	157	32.2	11.9	30.4	150	20.2	84.7	95.1	60.5	88.8	122	36	58.1	41.7	<23	58.4	1050
IP4158	1.30-	14/07/2015	15/07/2015	29/07/2015	29/07/2015	100	101	99.2	99.1	96.5	693	<12	310	576	543	153	91.6	127	<14	62.7	42.2	<14	20.1	<18	<23	<24	2620
IP4158	3.00-	14/07/2015	15/07/2015	29/07/2015	29/07/2015	100	101	98.9	97.6	96.1	56	<12	62.6	184	326	77.7	23.4	46.8	<14	28.3	18.8	<14	<15	<18	<23	<24	824
IP4158	3.80-	14/07/2015	15/07/2015	29/07/2015	29/07/2015	98.9	99.9	97.8	93.2	95.5	167	<12	19.6	73.8	93.6	20.9	<17	<15	<14	17.4	19.3	<14	<15	<18	<23	<24	411
IP4159	1.50-	14/07/2015	15/07/2015	29/07/2015	29/07/2015	92.2	86.8	84.5	96.5	106	124	<24	41.6	41.4	215	79	274	361	246	251	552	165	338	173	<46	222	3090
IP4159	2.50-	14/07/2015	15/07/2015	29/07/2015	29/07/2015	101	101	99.1	101	99.2	126	<12	125	310	573	204	73.5	114	<14	57.3	61.1	19.9	32.9	<18	<23	<24	1700
IP4159	3.50-	14/07/2015	15/07/2015	29/07/2015	29/07/2015	94.9	99.6	99.6	104	101	231	<12	242	827	1350	403	96.5	200	68.1	177	72.3	28.7	121	<18	<23	<24	3820
IP4159	4.70-	14/07/2015	15/07/2015	29/07/2015	29/07/2015	94.4	97.9	96.5	90.9	85.2	<9	<12	<8	<10	<15	<16	<17	<15	<14	<10	<15	<14	<15	<18	<23	<24	<118
IP4160	0.70-	24/06/2015	26/06/2015	14/07/2015	23/07/2015	95.4	95.8	95	92.4	97.1	<9	<12	<8	<10	<15	<16	<17	19.1	<14	<10	<15	<14	<15	<18	<23	<24	<118
IP4160	1.60-	24/06/2015	26/06/2015	14/07/2015	23/07/2015	98.9	99.4	94.1	92.5	83.3	<9	<12	<8	<10	30.9	<16	<17	<15	<14	14.9	23.3	<14	<15	<18	<23	<24	<118
IP4160	2.40-	24/06/2015	26/06/2015	14/07/2015	23/07/2015	98.4	100	94.7	95.9	87.1	<9	<12	<8	<10	21	<16	<17	<15	<14	12	<15	<14	<15	<18	<23	<24	<118
IP4160	4.10-	24/06/2015	26/06/2015	14/07/2015	23/07/2015	89	84.9	83.8	89.5	95.2	<9	<12	<8	<10	<15	<16	<17	<15	<14	<10	<15	<14	<15	<18	<23	<24	<118
IP4161	0.50-	23/06/2015	25/06/2015	08/07/2015	23/07/2015	104	105	96.5	106	114	517	<12	1320	1620	2900	957	894	837	117	148	73.2	26.2	40.2	<18	<23	32.1	9470
IP4161	1.20-	23/06/2015	25/06/2015	08/07/2015	23/07/2015	105	107	102	106	121	55.8	21.4	47.8	38.1	102	60.7	61.7	124	37.8	41.2	47.6	17.7	26.1	26.7	<23	<24	708
IP4161	2.50-	23/06/2015	25/06/2015	08/07/2015	23/07/2015	111	111	103	106	109	294	<12	115	36.4	89.3	18.4	28	40.4	32.7	33.4	36.1	<14	<15	<18	<23	<24	723
IP4161	3.50-	23/06/2015	25/06/2015	08/07/2015	23/07/2015	111	104	98	100	112	<9	<12	<8	<10	71.2	<16	<17	19.1	23.7	23.8	36	<14	<15	<18	<23	<24	174
IP4161	4.50-	23/06/2015	25/06/2015	08/07/2015	23/07/2015	102	103	99.4	102	104	41.9	<12	58.4	51	88.1	52.9	96.6	86.9	<14	32.4	33.3	<14	<15	<18	<23	<24	542
IP4162	0.50-	24/06/2015	26/06/2015	14/07/2015	23/07/2015	95.4	96.4	95.5	95.9	100	<9	<12	<8	<10	<15	<16	<17	72.4	<14	<10	<15	<14	<15	<18	<23	<24	<118
IP4162	1.50-	24/06/2015	26/06/2015	14/07/2015	23/07/2015	87.8	84	83.7	90.9	99.4	<9	<12	<8	<10	<15	<16	<17	<15	<14	<10	<15	<14	<15	<18	<23	<24	<118
IP4163	0.50-	22/07/2015	23/07/2015	23/07/2015	31/07/2015	96.4	97.7	96.4	88.3	93.1	<9	<12	<8	<10	<15	<16	<17	<15	<14	<10	<15	<14	<15	<18	<23	<24	<118
IP4164	0.40-	22/07/2015	23/07/2015	23/07/2015	31/07/2015	102	106	103	106	109	461	207	497	949	3700	1270	4560	4830	2570	2540	4430	1360	2910	1820	599	2420	35100
IP4164	1.50-	22/07/2015	23/07/2015	23/07/2015	31/07/2015	87.9	90.8	91.2	98.1	106	183	<12	<8	644	1570	591	<17	236	<14	<10	111	30.5	51.8	29.5	<23	41.6	3490
IP4164	2.80-	22/07/2015	23/07/2015	23/07/2015	31/07/2015	90.1	85.2	83.6	89.8	90.3	<9	<12	<8	<10	39.1	<16	<17	<15	<14	<10	40.5	<14	<15	<18	<23	<24	<118
IP4164	3.70-	22/07/2015	23/07/2015	23/07/2015	31/07/2015	88.6	83.1	80.7	87.2	87.5	<9	<12	<8	<10	<15	<16	<17	<15	<14	<10	<15	<14	<15	<18	<23	<24	<118
IP4164	5.40-	22/07/2015	23/07/2015	23/07/2015	31/07/2015	90.5	85.4	84.3	91.7	97.2	<9	<12	<8	<10	28	<16	<17	<15	<14	20.6	28.6	<14	<15	<18	<23	<24	<118
IP4165	0.50-	23/06/2015	25/06/2015	08/07/2015	23/07/2015	97.5	98.4	98	106	117	<9	<12	49.9	83.2	98.5	43.6	35.9	86.2	26.4	68	77.6	18.7	28.3	<18	<23	<24	616
IP4165	1.60-	23/06/2015	25/06/2015	08/07/2015	23/07/2015	102	102	98.4	110	119	139	<12	22.3	75.2	164	58.2	39.5	103	44.9	230	<15	<14	<15	<18	<23	<24	877
IP4165	2.00-	23/06/2015	25/06/2015	08/07/2015	23/07/2015	110	108	102	108	110	13.8	<12	<8	<10	74.3	<16	<17	<15	<14	<10	<15	<14	<15	<18	<23	<24	<118
IP4165	3.00-	23/06/2015	25/06/2015	08/07/2015	23/07/2015	104	98.5	91.8	90	92.9	<9	<12	<8	<10	35.6	<16	<17	<15	<14	<10	<15	<14	<15	<18	<23	<24	<118
IP4165	4.00-	23/06/2015	25/06/2015	08/07/2015	23/07/2015	83.5	79.4	74.2	71.8	69.7	<9	<12	<8	<10	<15	<16	<17	<15	<14	<10	<15	<14	<15	<18	<23	<24	<118
IP4166	0.50-	24/06/2015	26/06/2015	14/07/2015	23/07/2015	96	97.6	97.6	95.4	99.9	15	<12	<8	<10	34.4	<16	<17	25	<14	<10	24.1	<14	<15	<18	<23	<24	<118
IP4166	1.10-	24/06/2015	26/06/2015	14/07/2015	23/07/2015	88.3	89.9	87.3	94.6	104	25.5	<12	<8	34.4	75.4	<16	<17	<15	<14	23.9	25.5	<14	<15	<18	<23	<24	185
IP4166	2.40-	24/06/2015	26/06/2015	14/07/2015	23/07/2015	82.7	81.6	77.5	77.3	78.8	<9	<12	<8	<10	44.1	<16	<17	<15	<14	23.7	61.3	<14	<15	<18	<23	<24	129
IP4166	3.40-	24/06/2015	26/06/2015	14/07/2015	23/07/2015	89	85.4	84.7	91.5	100	<9	<12	<8	<10	<15	<16	<17	<15	<14	<10	<15	<14	<15	<18	<23	<24	<118
IP4167	0.50-	24/06/2015	26/06/2015	14/07/2015	23/07/2015	98.8	99.8	101	98.7	104	<9	<12	<8	<10	17.8	<16	<17	<15	<14	<10	<15	<14	<15	<18	<23	<24	<118
IP4167	1.00-	24/06/2015	26/06/2015	14/07/2015	23/07/2015	95.6	96.1	95.3	92.7	97.3	<9	<12	<8	<10	23.9	<16	<17	<15	<14	<10	<15	<14	<15	<18	<23	<24	<118
IP4167	1.50-	24/06/2015	26/06/2015	14/07/2015	23/07/2015	89.9	86	85.1	89.2	88.3	<9	<12	<8	<10	<15	<16	<17	<15	<14	<10	<15	<14	<15	<18	<23	<24	<118
IP4167	2.50-	24/06/2015	26/06/2015	14/07/2015	23/07/2015	88.6	85.1	83.8	88.5	91.1	<9	<12	<8	<10	<15	<16	<17	<15	<14	<10	<15	<14	<15	<18	<23	<24	<118
IP4167	3.00-	24/06/2015	26/06/2015	14/07/2015	23/07/2015	90.9	90.4	86.3	87.9	96.2	<9	<12	<8	<10	<15	<16	<17	<15	<14	<10	<15	<14	<15	<18	<23	<24	<118
IP4168	0.50-	20/07/2015	21/07/2015	04/08/2015	10/08/2015	99.2	101	99.1	98.3	102	41.4	16.3	34.3	48.7	126	78.2	129	178	84.3	137	161	42.9	88.6	43.7	27	83.9	1320
IP4168	1.50-	20/07/2015	21/07/2015	04/08/2015	10/08/2015	87.2	85.6	83.9	85.1	92.2	160	<12	238	521	850	289	56.5	170	29.2	90.5	39.9	<14	<15	<18	<23	<24	2440
IP4168	2.50-	20/07/2015	21/07/2015	04/08/2015	10/08/2015	88.2	86.8	86.1	85.5	92.6	177	<12	117	370	571	146	54.4	150	34.4	75.6	32.8	18.2	<15	<18	<23	<24	1750
IP4168	3.50-	20/07/2015	21/07/2015	04/08/2015	10/08/2015	87.3	86	86	85.7	91.9	38.8	<12	14.6	58.8	84.7	18.3	<17	<15	<14	<10	<15	<14	<15	<18	<23	<24	215
IP4168	4.50-	20/07/2015	21/07/2015	04/08/2015	10/08/2015	96.1	93.9	94.1	90.9	94.6	16.3	<12	<8	<10	33	<16	<17	<15	<14	<10	<15	<14	<15	<18	<23	<24	<118
IP4169	0.50-	25/06/2015	27/06/2015	15/07/2015	24/07/2015	97.1	97.7	97.4	96.1	96.7	64.5	<12	70.4	501	630	258	74.9	154	28.2	77.2	66	<14	29.6	<18	<23	<24	1950
IP4169	1.50-	25/06/2015	29/06/2015	15/07/2015	24/07/2015	104	103	99.9	97	99	<9	<12	<8	236	337	198	59.3	130	26.1	49.7	54	<14	32.3	<18	<23	<24	1120
IP4169	2.50-	25/06/2015	29/06/2015	15/07/2015	24/07/2015	98.4	98.1	96.8	102	105	<9	<12	<8	20	30.8	22	<17	23.2	<14	<10	<15	<14	<15	<18	<23	<24	<118
IP4169	3.50-	25/06/2015	29/06/2015	15/07/2015	24/07/2015	100	100	99.1	93.1	95.7	<9	<12	<8	22.9	26.8	<16	<17	<15	<14	<10	<15	<14	<15	<18	<23	<24	<118
IP4169	5.50-	25/06/2015	29/06/2015	15/07/2015	24/07/2015	90.7	89.2	90.2	92.2	92.4	<9	<12	<8	<10	73.3	34	<17	22.7	<14	18.3	34.6	<14	<15	<18	<23	<24	183
IP4170	0.50-	25/06/2015	27/06/2015	15/07/2015	24/07/2015	98.1	99	98.3	96.2	98.2	69.8	<12	<8	<10	96.9	49	62.3	166	61.4	105	107	40.4	66	<18	<23	<24	825
IP4170	1.30-	25/06/2015	27/06/2015	15/07/2015	24/07/2015	100	98.5	96.9	103	106	29.6	<12	<8	<10	105	<16	<17	<15	<14	<10	141	<14	<15	<18	<23	<24	275
IP4170	2.20-	25/06/2015	27/06/2015	15/07/2015	24/07/2015	97.3	97.9	97.2	108	113	124	<12	42.9	132	150	83.4	51.3	83.6	24.3	54.3	54.2	18.1	35	<18	<23	<24	853
IP4170	3.30-	25/06/2015	27/06/2015	15/07/2015	24/07/2015	90.5	88	87.6	95.7	101	<9	<12	<8	<10	17.8	<16	<17	<15	<14	<10	35	<14	<15	<18	<23	<24	<118
IP4171	0.50-	26/06/2015	27/06/2015	14/07/2015	23/07/2015	98.2	98.6	96.7	90.9	97.9	10.9	<12	<8	66.3	64.9	31.3	22.7	26.3	<14	15.4	45.1	<14	<15	<18	<23	<24	283
IP4171	1.50-	26/06/2015	27/06/2015	14/07/2015	23/07/2015	87.8	86.3	84	92.4	98.9	26.1	<12	26.1	27.4	91.6	138	44.7	233	68.3	64.7	42.9	<14	28.3	<18	<23	<24	791
IP4171	2.50-	26/06/2015	27/06/2015	14/07/2015	23/07/2015	93	93.9	90.4	95.2	103	<9	<12	99.6	162	250	82.5	54.6	59.1	35.9	18	<15	<14	<15	<18	<23	<24	762
IP4171	3.50-	26/06/2015	27/06/2015	14/07/2015	23/07/2015	96.8	92.1	87.5	93.3	109	<9	<12	155	352	399	125	111	106	34.1	32	18.8	<14	<15	<18	<23	<24	1330
IP4171	4.50-	26/06/2015	27/06/2015	14/07/2015	23/07/2015	101	102	97	98.9	91.1	28.3	<12	50.9	77.4	89.5	18.2	22.1	<15	<14	16	<15	<14	<15	<18	<23	<24	302
IP4172	0.50-	26/06/2015	27/06/2015	14/07/2015	23/07/2015	99.9	100	95.6	84.9	78	116	<12	13.2	20.3	196	37.5	180	225	139	144	201	48.3	103	51.7	<23	85.2	1560
IP4172	1.50-	26/06/2015	27/06/2015	14/07/2015	23/07/2015	88.9	85.8	88.8	94.3	96.7	<9	<12	<8	<10	33.4	27.7	<17	24	<14	24.7	27.6	<14	<15	<18	<23	<24	137
IP4172	2.50-	26/06/2015	27/06/2015	14/07/2015	23/07/2015	92.9	92.4	91.4	92.3	95.6	<9	<12	<8	<10	38.4	<16	<17	<15	<14	18.3	30.5	<14	<15	<18	<23	<24	<118
IP4172	3.50-	26/06/2015	27/06/2015	14/07/2015	23/07/2015	94.9	97.7	97.3	100	102	<9	<12	<8	<10	109	229	21	24.6	<14	<10	23.6	<14	<15	<18	<23	<24	408
IP4172	4.50-	26/06/2015	27/06/2015	14/07/2015	23/07/2015	88.6	84.5	83.4	74.9	80.8	<9	<12	<8	<10	<15	<16	<17	<15	<14	<10	<15	<14	<15	<18	<23	<24	<118
IP4173	0.30-	25/06/2015	27/06/2015	15/07/2015	24/07/2015	96.8	99.4	101	111	114	92.5	<12	<8	99.4	232	78.4	21.3	63.3	<14	<10	55.4	<14	26.6	<18	<23	<24	669
IP4173	1.50-	25/06/2015	27/06/2015	15/07/2015	24/07/2015	96.7	101	99.2	96.7	99.2	497	<12	406	973	1340	704	101	227	<14	<10	63.2	<14	35.4	<18	<23	<24	4350
IP4173	2.00-	25/06/2015	27/06/2015	15/07/2015	24/07/2015	102	100	97.6	82.7	85	<9	<12	<8	<10	<15	<16	<17	<15	<14	<10	<15	<14	<15	<18	<23	<24	<118
IP4173	3.50-	25/06/2015	27/06/2015	15/07/2015	24/07/2015	97.5	98.5	99.5	94.2	96.7	<9	<12	18.2	<10	31.3	35.1	<17	<15	<14	<10	26.6	<14	<15	<18	<23	<24	<118
IP4173	4.50-	25/06/2015	27/06/2015	15/07/2015	24/07/2015	96	97.7	97	93.1	95.3	<9	<12	<8	<10	<15	<16	<17	<15	<14	<10	<15	<14	<15	<18	<23	<24	<118

Monitor Phase 68

Customer Sample ID	Depth	Sampled Date	Sample Received Date	Final Instruction Date	Report Completed Date	Naphthalene-d8 % recovery**	Acenaphthene-d10 % recovery**	Phenanthrene-d10 % recovery**	Chrysene-d12 % recovery**	Perylene-d12 % recovery**	Naphthalene	Acenaphthylene	Acenaphthene	Fluorene	Phenanthrene	Anthracene	Fluoranthene	Pyrene	Benz(a)anthracene	Chrysene	Benzo(b)fluoranthene	Benzo(k)fluoranthene	Benzo(a)pyrene	Indeno(1,2,3-cd)pyrene	Dibenzo(a,h)anthracene	Benzo(g,h,i)perylene	PAH, Total Detected USEPA 16
					Commercial 1% >1m																						
						TM218	TM218	TM218	TM218	TM218	TM218	TM218	TM218	TM218	TM218	TM218	TM218	TM218	TM218	TM218	TM218	TM218	TM218	TM218	TM218	TM218	TM218	TM218
						%	%	%	%	%	µg/kg	µg/kg	µg/kg	µg/kg	µg/kg	µg/kg	µg/kg	µg/kg	µg/kg	µg/kg	µg/kg	µg/kg	µg/kg	µg/kg	µg/kg	µg/kg	µg/kg
											<9	<12	<8	<10	<15	<16	<17	<15	<14	<10	<15	<14	<15	<18	<23	<24	<118
IP4174	0.50-	25/06/2015	27/06/2015	15/07/2015	24/07/2015	93.8	88.4	88.7	97.3	102	1140	<12	81.9	98.1	119	114	136	246	153	131	272	109	181	81	39.2	102	3010
IP4174	1.50-	25/06/2015	27/06/2015	15/07/2015	24/07/2015	93	93.9	93.2	93.4	98.3	<9	<12	<8	<10	56.5	45.6	24.5	76.3	27.1	40.3	57.2	<14	44.3	<18	<23	27.9	400
IP4174	2.00-	25/06/2015	27/06/2015	15/07/2015	24/07/2015	90	90	84.7	96	109	<9	<12	192	491	410	489	82.7	216	73	135	99.2	26.5	78.1	<18	<23	39.9	2330
IP4174	3.00-	25/06/2015	27/06/2015	15/07/2015	24/07/2015	76.2	74.1	69.6	65.1	63.8	<9	<12	<8	<10	<15	<16	<17	<15	<14	<10	<15	<14	<15	<18	<23	<24	<118
IP4175	0.50-	25/06/2015	29/06/2015	15/07/2015	24/07/2015	98.5	100	100	97	112	<9	<12	<8	<10	54.2	<16	30.4	33.6	<14	19.4	37	<14	18.6	<18	<23	<24	193
IP4175	1.50-	25/06/2015	29/06/2015	15/07/2015	24/07/2015	93.6	92.5	87	97.6	110	162	<12	276	727	1040	344	127	222	93.7	120	134	53.9	97.3	<18	<23	43.3	3440
IP4175	3.20-	25/06/2015	29/06/2015	15/07/2015	24/07/2015	101	97.8	90.3	82.1	93.7	680	<12	1220	3220	4060	1150	241	597	183	286	191	83.4	166	26.1	<23	66.4	12200
IP4175	4.50-	25/06/2015	29/06/2015	15/07/2015	24/07/2015	102	102	99.1	91.7	100	416	<12	628	1270	1660	517	89.9	232	79.6	147	91.7	35.8	62.5	<18	<23	<24	5230
IP4175	5.50-	25/06/2015	29/06/2015	15/07/2015	24/07/2015	99.9	101	98.4	93	97.7	<9	<12	<8	<10	88.8	31.7	<17	23	<14	17.5	17.8	<14	<15	<18	<23	<24	179
IP4176	0.50-	20/07/2015	21/07/2015	04/08/2015	10/08/2015	106	107	106	108	112	628	28.9	88.6	209	545	237	287	600	224	408	354	117	227	108	61.2	186	4310
IP4176	1.50-	20/07/2015	21/07/2015	04/08/2015	10/08/2015	93.1	87.8	87.3	106	122	158	<12	<8	143	371	83.3	<17	136	<14	<10	<15	<14	<15	<18	<23	<24	891
IP4176	2.50-	20/07/2015	21/07/2015	04/08/2015	10/08/2015	90.9	87.6	87.1	106	119	86.6	<12	30.7	124	300	76.8	<17	<15	<14	<10	<15	<14	<15	<18	<23	<24	618
IP4176	3.50-	20/07/2015	21/07/2015	04/08/2015	10/08/2015	102	98.5	97.4	114	125	148	<12	<8	90.7	196	<16	<17	43.3	<14	<10	<15	<14	<15	<18	<23	<24	478
IP4176	4.50-	20/07/2015	21/07/2015	04/08/2015	10/08/2015	90.5	87	86.5	97.6	104	<9	<12	<8	32.6	49.3	<16	<17	<15	<14	<10	<15	<14	<15	<18	<23	<24	<118
IP4177	0.50-	24/06/2015	26/06/2015	14/07/2015	23/07/2015	96.7	96.9	95.9	95.7	102	21.1	<12	<8	<10	82.9	32.8	<17	47.7	<14	<10	24.2	<14	17.2	<18	<23	<24	226
IP4177	0.90-	24/06/2015	26/06/2015	14/07/2015	23/07/2015	96.5	96.8	95.7	95.9	100	82.3	<12	47.8	183	330	69.2	35.8	55.6	22.3	48.2	54.9	<14	<15	<18	<23	<24	929
IP4177	2.00-	24/06/2015	26/06/2015	14/07/2015	23/07/2015	88.4	85	84.3	91.5	98.8	<9	<12	<8	<10	27.5	<16	<17	<15	<14	<10	<15	<14	<15	<18	<23	<24	<118
IP4178	0.40-	24/06/2015	26/06/2015	14/07/2015	23/07/2015	119	120	118	110	107	452	107	55.8	61.9	639	222	1060	852	606	660	896	253	570	395	131	514	7480
IP4178	1.00-	24/06/2015	26/06/2015	14/07/2015	23/07/2015	94.4	97.2	96.6	96.9	101	241	<12	194	41.1	54.8	<16	<17	<15	<14	20.7	29.2	<14	<15	<18	<23	<24	581
IP4178	1.50-	24/06/2015	26/06/2015	14/07/2015	23/07/2015	89.3	91.2	91.2	92.8	111	2090	184	6480	1800	1280	501	871	1080	475	508	735	247	605	288	102	365	17600
IP4178	2.00-	24/06/2015	26/06/2015	14/07/2015	23/07/2015	105	106	103	100	102	61.9	17	56.6	67.2	126	61.9	49.1	68.7	<14	<10	<15	<14	<15	<18	<23	<24	508
IP4178	2.50-	24/06/2015	26/06/2015	14/07/2015	23/07/2015	85.8	86.8	82.6	85.2	92.2	231	20.8	415	125	139	47.5	105	114	65.6	85.5	98.5	25.1	48.4	25	<23	29	1580
IP4185	0.50-	26/06/2015	27/06/2015	14/07/2015	23/07/2015	97.5	98.6	97.5	96.6	102	121	30.3	133	119	751	150	1170	1160	794	821	1370	419	920	603	226	841	9620
IP4186	0.50-	25/06/2015	29/06/2015	15/07/2015	24/07/2015	98.4	97.9	99.7	97.4	112	36.8	<12	35.7	43.1	151	60	121	259	117	147	209	73.4	157	75.5	31.9	165	1680
IP4186	1.50-	25/06/2015	29/06/2015	15/07/2015	24/07/2015	103	104	99.9	92.4	102	<9	<12	112	208	208	263	65.4	374	83.6	85.5	81.8	23.4	93.8	<18	<23	50	1650
IP4186	2.50-	25/06/2015	29/06/2015	15/07/2015	24/07/2015	96.7	96.7	95.7	106	110	38.2	<12	49.2	277	422	192	33.7	102	<14	<10	62.9	<14	33.3	<18	<23	<24	1210
IP4186	3.50-	25/06/2015	29/06/2015	15/07/2015	24/07/2015	105	104	101	99.8	102	107	<12	99.4	324	402	243	80.9	157	55.9	92.6	75.2	29.8	51.8	<18	<23	36.5	1750
IP4186	4.50-	25/06/2015	29/06/2015	15/07/2015	24/07/2015	108	109	105	103	104	42.5	<12	100	178	210	121	31	55.4	19.8	50.3	54.6	<14	19.1	<18	<23	<24	881
IP4187	0.50-	26/06/2015	27/06/2015	14/07/2015	23/07/2015	100	100	93	99.6	90.1	18	<12	119	<10	94	78.9	46.5	122	41.7	55.5	63.8	32.6	62.9	<18	<23	31.5	766
IP4187	1.50-	26/06/2015	27/06/2015	14/07/2015	23/07/2015	96.1	93.6	87.2	93.6	103	27.5	<12	<8	420	647	300	38.7	137	34.4	61.7	38.3	<14	24.3	<18	<23	<24	1730
IP4187	2.50-	26/06/2015	27/06/2015	14/07/2015	23/07/2015	90.6	93.2	93.8	102	108	158	<12	145	535	859	181	31.9	76	<14	69.7	59.5	<14	17.2	<18	<23	<24	2130
IP4188	0.56-	25/06/2015	27/06/2015	15/07/2015	24/07/2015	95.7	97.5	96.9	96.4	95.9	274	<12	111	169	237	79.1	54.9	74.1	32.1	46.1	54.4	<14	30	<18	<23	<24	1160
IP4188	1.50-	25/06/2015	27/06/2015	15/07/2015	24/07/2015	93.3	94.6	93.9	93.9	99.1	<9	<12	21.6	118	200	40.6	<17	<15	<14	13.6	19	<14	<15	<18	<23	<24	412
IP4188	2.00-	25/06/2015	27/06/2015	15/07/2015	24/07/2015	103	102	99.1	96.4	98.3	<9	<12	105	327	365	192	27.2	64.1	16.1	36.5	26.2	<14	21.5	<18	<23	<24	1180
IP4188	2.50-	25/06/2015	27/06/2015	15/07/2015	24/07/2015	92.1	91	89.6	98	108	<9	<12	<8	44.7	50.6	33.1	<17	<15	<14	<10	<15	<14	<15	<18	<23	<24	128
IP4188	3.50-	25/06/2015	27/06/2015	15/07/2015	24/07/2015	91.2	87.7	87.1	91.1	93.5	<9	<12	<8	<10	<15	<16	<17	<15	<14	<10	<15	<14	<15	<18	<23	<24	<118
IP4189	0.50-	26/06/2015	27/06/2015	14/07/2015	23/07/2015	94.4	94.7	89.4	93.8	108	<9	<12	46.2	84.3	144	143	151	255	65.8	134	117	54.6	88.9	52.5	<23	71.3	1410
IP4189	1.10-	26/06/2015	27/06/2015	14/07/2015	23/07/2015	90.2	92.7	93.5	104	112	<9	<12	<8	<10	62.4	53.7	29.2	61.1	22.9	39.2	43.6	<14	19.3	<18	<23	<24	331
IP4189	2.50-	26/06/2015	27/06/2015	14/07/2015	23/07/2015	94.6	93	87.7	93.2	105	<9	<12	<8	<10	<15	<16	<17	<15	<14	<10	<15	<14	<15	<18	<23	<24	<118
IP4189	3.50-	26/06/2015	27/06/2015	14/07/2015	23/07/2015	93.1	92.7	91.3	92.7	97.3	<9	<12	<8	<10	<15	<16	<17	<15	<14	<10	<15	<14	<15	<18	<23	<24	<118
IP4189	5.00-	26/06/2015	27/06/2015	14/07/2015	23/07/2015	91.7	92.7	89.8	89.6	103	<9	<12	<8	<10	<15	<16	<17	<15	<14	<10	<15	<14	<15	<18	<23	<24	<118
IP4190	0.50-	25/06/2015	29/06/2015	15/07/2015	24/07/2015	97.9	98.4	99.6	97.9	113	90.7	40.4	74.1	78.8	294	135	902	1070	909	689	1620	487	1170	584	238	715	9100
IP4191	0.50-	25/06/2015	29/06/2015	15/07/2015	24/07/2015	97.4	99.2	99.7	99.6	115	472	<12	398	261	845	283	1130	1100	825	740	1380	385	949	486	169	611	10000
IP4202	1.50-	25/06/2015	29/06/2015	15/07/2015	24/07/2015	118	111	106	84.7	107	1110	<12	1230	2540	2890	2510	4780	4490	1970	2580	<15	<14	3160	782	288	975	29300
IP4202	2.50-	25/06/2015	29/06/2015	15/07/2015	24/07/2015	91.7	91.2	94.3	107	116	91.7	26.6	60.4	191	522	318	816	732	458	437	821	233	490	234	84.7	293	5810
IP4202	3.50-	25/06/2015	29/06/2015	15/07/2015	24/07/2015	102	101	99.2	111	118	105	27.3	47.9	141	268	199	257	366	208	272	428	125	276	131	57.2	166	3080
IP4202	4.50-	25/06/2015	29/06/2015	15/07/2015	24/07/2015	96.1	96.7	97.4	89.9	88.8	13.7	<12	<8	<10	21.8	<16	<17	<15	<14	<10	20.5	<14	<15	<18	<23	<24	<118
IP4202	5.50-	25/06/2015	29/06/2015	15/07/2015	24/07/2015	94.9	95.8	96.2	92	93	51.2	<12	14.6	14.1	65.4	23.2	70.9	84.7	46.3	48.2	105	22	52.2	36	<23	46.9	680

Monitor Phase 68

						Phenol	Pentachlorophenol	n-Nitroso-n-dipropylamine	Nitrobenzene	Isophorone	Hexachloroethane	Hexachlorocyclopentadiene	Hexachlorobutadiene	Hexachlorobenzene	n-Dioctyl phthalate	Dimethyl phthalate	Diethyl phthalate	n-Dibutyl phthalate	Dibenzofuran	Carbazole	Butylbenzyl phthalate	bis(2-Ethylhexyl) phthalate	bis(2-Chloroethoxy)methane	bis(2-Chloroethyl)ether	Azobenzene	4-Nitrophenol	4-Nitroaniline	4-Methylphenol	4-Chlorophenylphenylether	4-Chloroaniline	4-Chloro-3-methylphenol	4-Bromophenylphenylether
					Commercial 1% >1m																											
Customer Sample ID	Depth	Sampled Date	Sample Received Date	Final Instruction Date	Report Completed Date	TM157 µg/kg <100	TM157 µg/kg <100	TM157 µg/kg <100	TM157 µg/kg <100	TM157 µg/kg <100	TM157 µg/kg <100	TM157 µg/kg <100	TM157 µg/kg <100	TM157 µg/kg <100	TM157 µg/kg <100	TM157 µg/kg <100	TM157 µg/kg <100	TM157 µg/kg <100	TM157 µg/kg <100	TM157 µg/kg <100	TM157 µg/kg <100	TM157 µg/kg <100	TM157 µg/kg <100	TM157 µg/kg <100	TM157 µg/kg <100	TM157 µg/kg <100	TM157 µg/kg <100	TM157 µg/kg <100	TM157 µg/kg <100	TM157 µg/kg <100	TM157 µg/kg <100	TM157 µg/kg <100
IP4149	0.50-	21/07/2015	22/07/2015	04/08/2015	08/08/2015	-	-	-	-	-	-	-	-	-	-	-	-	-	-	-	-	-	-	-	-	-	-	-	-	-	-
IP4149	1.50-	21/07/2015	22/07/2015	04/08/2015	08/08/2015	-	-	-	-	-	-	-	-	-	-	-	-	-	-	-	-	-	-	-	-	-	-	-	-	-	-
IP4150	0.40-	23/06/2015	25/06/2015	08/07/2015	23/07/2015	-	-	-	-	-	-	-	-	-	-	-	-	-	-	-	-	-	-	-	-	-	-	-	-	-	-
IP4150	1.50-	23/06/2015	25/06/2015	08/07/2015	23/07/2015	-	-	-	-	-	-	-	-	-	-	-	-	-	-	-	-	-	-	-	-	-	-	-	-	-	-
IP4150	2.50-	23/06/2015	25/06/2015	08/07/2015	23/07/2015	-	-	-	-	-	-	-	-	-	-	-	-	-	-	-	-	-	-	-	-	-	-	-	-	-	-
IP4150	3.50-	23/06/2015	25/06/2015	08/07/2015	23/07/2015	-	-	-	-	-	-	-	-	-	-	-	-	-	-	-	-	-	-	-	-	-	-	-	-	-	-
IP4150	4.50-	23/06/2015	25/06/2015	08/07/2015	23/07/2015	-	-	-	-	-	-	-	-	-	-	-	-	-	-	-	-	-	-	-	-	-	-	-	-	-	-
IP4151	0.50-	23/06/2015	25/06/2015	08/07/2015	23/07/2015	-	-	-	-	-	-	-	-	-	-	-	-	-	-	-	-	-	-	-	-	-	-	-	-	-	-
IP4151	1.20-	23/06/2015	25/06/2015	08/07/2015	23/07/2015	-	-	-	-	-	-	-	-	-	-	-	-	-	-	-	-	-	-	-	-	-	-	-	-	-	-
IP4151	1.60-	23/06/2015	25/06/2015	08/07/2015	23/07/2015	-	-	-	-	-	-	-	-	-	-	-	-	-	-	-	-	-	-	-	-	-	-	-	-	-	-
IP4152	0.50-	24/06/2015	26/06/2015	14/07/2015	23/07/2015	-	-	-	-	-	-	-	-	-	-	-	-	-	-	-	-	-	-	-	-	-	-	-	-	-	-
IP4152	1.50-	24/06/2015	26/06/2015	14/07/2015	23/07/2015	-	-	-	-	-	-	-	-	-	-	-	-	-	-	-	-	-	-	-	-	-	-	-	-	-	-
IP4152	2.50-	24/06/2015	26/06/2015	14/07/2015	23/07/2015	-	-	-	-	-	-	-	-	-	-	-	-	-	-	-	-	-	-	-	-	-	-	-	-	-	-
IP4152	3.50-	24/06/2015	26/06/2015	14/07/2015	23/07/2015	-	-	-	-	-	-	-	-	-	-	-	-	-	-	-	-	-	-	-	-	-	-	-	-	-	-
IP4152	5.00-	24/06/2015	26/06/2015	14/07/2015	23/07/2015	-	-	-	-	-	-	-	-	-	-	-	-	-	-	-	-	-	-	-	-	-	-	-	-	-	-
IP4153	0.30-	14/07/2015	15/07/2015	29/07/2015	29/07/2015	-	-	-	-	-	-	-	-	-	-	-	-	-	-	-	-	-	-	-	-	-	-	-	-	-	-
IP4153	1.30-	14/07/2015	15/07/2015	29/07/2015	29/07/2015	-	-	-	-	-	-	-	-	-	-	-	-	-	-	-	-	-	-	-	-	-	-	-	-	-	-
IP4153	2.30-	14/07/2015	15/07/2015	29/07/2015	29/07/2015	-	-	-	-	-	-	-	-	-	-	-	-	-	-	-	-	-	-	-	-	-	-	-	-	-	-
IP4153	3.30-	14/07/2015	15/07/2015	29/07/2015	29/07/2015	-	-	-	-	-	-	-	-	-	-	-	-	-	-	-	-	-	-	-	-	-	-	-	-	-	-
IP4153	4.40-	14/07/2015	15/07/2015	29/07/2015	29/07/2015	-	-	-	-	-	-	-	-	-	-	-	-	-	-	-	-	-	-	-	-	-	-	-	-	-	-
IP4153	5.50-	14/07/2015	15/07/2015	29/07/2015	29/07/2015	-	-	-	-	-	-	-	-	-	-	-	-	-	-	-	-	-	-	-	-	-	-	-	-	-	-
IP4154	0.50-	14/07/2015	15/07/2015	29/07/2015	29/07/2015	-	-	-	-	-	-	-	-	-	-	-	-	-	-	-	-	-	-	-	-	-	-	-	-	-	-
IP4154	1.50-	14/07/2015	15/07/2015	29/07/2015	29/07/2015	-	-	-	-	-	-	-	-	-	-	-	-	-	-	-	-	-	-	-	-	-	-	-	-	-	-
IP4154	2.50-	14/07/2015	15/07/2015	29/07/2015	29/07/2015	-	-	-	-	-	-	-	-	-	-	-	-	-	-	-	-	-	-	-	-	-	-	-	-	-	-
IP4154	3.50-	14/07/2015	15/07/2015	29/07/2015	29/07/2015	-	-	-	-	-	-	-	-	-	-	-	-	-	-	-	-	-	-	-	-	-	-	-	-	-	-
IP4154	4.50-	14/07/2015	15/07/2015	29/07/2015	29/07/2015	-	-	-	-	-	-	-	-	-	-	-	-	-	-	-	-	-	-	-	-	-	-	-	-	-	-
IP4155	0.30-	15/07/2015	16/07/2015	16/07/2015	24/07/2015	-	-	-	-	-	-	-	-	-	-	-	-	-	-	-	-	-	-	-	-	-	-	-	-	-	-
IP4155	0.70-	15/07/2015	16/07/2015	16/07/2015	24/07/2015	-	-	-	-	-	-	-	-	-	-	-	-	-	-	-	-	-	-	-	-	-	-	-	-	-	-
IP4155	1.60-	15/07/2015	16/07/2015	16/07/2015	24/07/2015	-	-	-	-	-	-	-	-	-	-	-	-	-	-	-	-	-	-	-	-	-	-	-	-	-	-
IP4155	2.40-	15/07/2015	16/07/2015	16/07/2015	24/07/2015	-	-	-	-	-	-	-	-	-	-	-	-	-	-	-	-	-	-	-	-	-	-	-	-	-	-
IP4155	3.80-	15/07/2015	16/07/2015	16/07/2015	24/07/2015	-	-	-	-	-	-	-	-	-	-	-	-	-	-	-	-	-	-	-	-	-	-	-	-	-	-
IP4155	5.60-	15/07/2015	16/07/2015	16/07/2015	24/07/2015	-	-	-	-	-	-	-	-	-	-	-	-	-	-	-	-	-	-	-	-	-	-	-	-	-	-
IP4156	0.50-	15/07/2015	16/07/2015	16/07/2015	24/07/2015	-	-	-	-	-	-	-	-	-	-	-	-	-	-	-	-	-	-	-	-	-	-	-	-	-	-
IP4156	1.70-	15/07/2015	16/07/2015	16/07/2015	24/07/2015	-	-	-	-	-	-	-	-	-	-	-	-	-	-	-	-	-	-	-	-	-	-	-	-	-	-
IP4156	2.50-	15/07/2015	16/07/2015	16/07/2015	24/07/2015	-	-	-	-	-	-	-	-	-	-	-	-	-	-	-	-	-	-	-	-	-	-	-	-	-	-
IP4156	3.80-	15/07/2015	16/07/2015	16/07/2015	24/07/2015	-	-	-	-	-	-	-	-	-	-	-	-	-	-	-	-	-	-	-	-	-	-	-	-	-	-
IP4156	5.40-	15/07/2015	16/07/2015	16/07/2015	24/07/2015	-	-	-	-	-	-	-	-	-	-	-	-	-	-	-	-	-	-	-	-	-	-	-	-	-	-
IP4157	0.40-	15/07/2015	16/07/2015	16/07/2015	24/07/2015	-	-	-	-	-	-	-	-	-	-	-	-	-	-	-	-	-	-	-	-	-	-	-	-	-	-
IP4157	1.60-	15/07/2015	16/07/2015	16/07/2015	24/07/2015	-	-	-	-	-	-	-	-	-	-	-	-	-	-	-	-	-	-	-	-	-	-	-	-	-	-
IP4157	2.50-	15/07/2015	16/07/2015	16/07/2015	24/07/2015	-	-	-	-	-	-	-	-	-	-	-	-	-	-	-	-	-	-	-	-	-	-	-	-	-	-
IP4157	4.00-	15/07/2015	16/07/2015	16/07/2015	24/07/2015	-	-	-	-	-	-	-	-	-	-	-	-	-	-	-	-	-	-	-	-	-	-	-	-	-	-
IP4157	5.50-	15/07/2015	16/07/2015	16/07/2015	24/07/2015	-	-	-	-	-	-	-	-	-	-	-	-	-	-	-	-	-	-	-	-	-	-	-	-	-	-
IP4158	0.30-	14/07/2015	15/07/2015	29/07/2015	29/07/2015	-	-	-	-	-	-	-	-	-	-	-	-	-	-	-	-	-	-	-	-	-	-	-	-	-	-
IP4158	1.30-	14/07/2015	15/07/2015	29/07/2015	29/07/2015	-	-	-	-	-	-	-	-	-	-	-	-	-	-	-	-	-	-	-	-	-	-	-	-	-	-
IP4158	3.00-	14/07/2015	15/07/2015	29/07/2015	29/07/2015	-	-	-	-	-	-	-	-	-	-	-	-	-	-	-	-	-	-	-	-	-	-	-	-	-	-
IP4158	3.80-	14/07/2015	15/07/2015	29/07/2015	29/07/2015	-	-	-	-	-	-	-	-	-	-	-	-	-	-	-	-	-	-	-	-	-	-	-	-	-	-
IP4159	1.50-	14/07/2015	15/07/2015	29/07/2015	29/07/2015	-	-	-	-	-	-	-	-	-	-	-	-	-	-	-	-	-	-	-	-	-	-	-	-	-	-
IP4159	2.50-	14/07/2015	15/07/2015	29/07/2015	29/07/2015	-	-	-	-	-	-	-	-	-	-	-	-	-	-	-	-	-	-	-	-	-	-	-	-	-	-
IP4159	3.50-	14/07/2015	15/07/2015	29/07/2015	29/07/2015	-	-	-	-	-	-	-	-	-	-	-	-	-	-	-	-	-	-	-	-	-	-	-	-	-	-
IP4159	4.70-	14/07/2015	15/07/2015	29/07/2015	29/07/2015	-	-	-	-	-	-	-	-	-	-	-	-	-	-	-	-	-	-	-	-	-	-	-	-	-	-
IP4160	0.70-	24/06/2015	26/06/2015	14/07/2015	23/07/2015	-	-	-	-	-	-	-	-	-	-	-	-	-	-	-	-	-	-	-	-	-	-	-	-	-	-
IP4160	1.60-	24/06/2015	26/06/2015	14/07/2015	23/07/2015	-	-	-	-	-	-	-	-	-	-	-	-	-	-	-	-	-	-	-	-	-	-	-	-	-	-
IP4160	2.40-	24/06/2015	26/06/2015	14/07/2015	23/07/2015	-	-	-	-	-	-	-	-	-	-	-	-	-	-	-	-	-	-	-	-	-	-	-	-	-	-
IP4160	4.10-	24/06/2015	26/06/2015	14/07/2015	23/07/2015	-	-	-	-	-	-	-	-	-	-	-	-	-	-	-	-	-	-	-	-	-	-	-	-	-	-
IP4161	0.50-	23/06/2015	25/06/2015	08/07/2015	23/07/2015	-	-	-	-	-	-	-	-	-	-	-	-	-	-	-	-	-	-	-	-	-	-	-	-	-	-
IP4161	1.20-	23/06/2015	25/06/2015	08/07/2015	23/07/2015	-	-	-	-	-	-	-	-	-	-	-	-	-	-	-	-	-	-	-	-	-	-	-	-	-	-
IP4161	2.50-	23/06/2015	25/06/2015	08/07/2015	23/07/2015	-	-	-	-	-	-	-	-	-	-	-	-	-	-	-	-	-	-	-	-	-	-	-	-	-	-
IP4161	3.50-	23/06/2015	25/06/2015	08/07/2015	23/07/2015	-	-	-	-	-	-	-	-	-	-	-	-	-	-	-	-	-	-	-	-	-	-	-	-	-	-
IP4161	4.50-	23/06/2015	25/06/2015	08/07/2015	23/07/2015	-	-	-	-	-	-	-	-	-	-	-	-	-	-	-	-	-	-	-	-	-	-	-	-	-	-
IP4162	0.50-	24/06/2015	26/06/2015	14/07/2015	23/07/2015	-	-	-	-	-	-	-	-	-	-	-	-	-	-	-	-	-	-	-	-	-	-	-	-	-	-
IP4162	1.50-	24/06/2015	26/06/2015	14/07/2015	23/07/2015	-	-	-	-	-	-	-	-	-	-	-	-	-	-	-	-	-	-	-	-	-	-	-	-	-	-
IP4163	0.50-	22/07/2015	23/07/2015	23/07/2015	31/07/2015	-	-	-	-	-	-	-	-	-	-	-	-	-	-	-	-	-	-	-	-	-	-	-	-	-	-
IP4164	0.40-	22/07/2015	23/07/2015	23/07/2015	31/07/2015	-	-	-	-	-	-	-	-	-	-	-	-	-	-	-	-	-	-	-	-	-	-	-	-	-	-
IP4164	1.50-	22/07/2015	23/07/2015	23/07/2015	31/07/2015	-	-	-	-	-	-	-	-	-	-	-	-	-	-	-	-	-	-	-	-	-	-	-	-	-	-
IP4164	2.80-	22/07/2015	23/07/2015	23/07/2015	31/07/2015	-	-	-	-	-	-	-	-	-	-	-	-	-	-	-	-	-	-	-	-	-	-	-	-	-	-
IP4164	3.70-	22/07/2015	23/07/2015	23/07/2015	31/07/2015	-	-	-	-	-	-	-	-	-	-	-	-	-	-	-	-	-	-	-	-	-	-	-	-	-	-
IP4164	5.40-	22/07/2015	23/07/2015	23/07/2015	31/07/2015	-	-	-	-	-	-	-	-	-	-	-	-	-	-	-	-	-	-	-	-	-	-	-	-	-	-
IP4165	0.50-	23/06/2015	25/06/2015	08/07/2015	23/07/2015	-	-	-	-	-	-	-	-	-	-	-	-	-	-	-	-	-	-	-	-	-	-	-	-	-	-
IP4165	1.60-	23/06/2015	25/06/2015	08/07/2015	23/07/2015	-	-	-	-	-	-	-	-	-	-	-	-	-	-	-	-	-	-	-	-	-	-	-	-	-	-
IP4165	2.00-	23/06/2015	25/06/2015	08/07/2015	23/07/2015	-	-	-	-	-	-	-	-	-	-	-	-	-	-	-	-	-	-	-	-	-	-	-	-	-	-
IP4165	3.00-	23/06/2015	25/06/2015	08/07/2015	23/07/2015	-	-	-	-	-	-	-	-	-	-	-	-	-	-	-	-	-	-	-	-	-	-	-	-	-	-
IP4165	4.00-	23/06/2015	25/06/2015	08/07/2015	23/07/2015	-	-	-	-	-	-	-	-	-	-	-	-	-	-	-	-	-	-	-	-	-	-	-	-	-	-
IP4166	0.50-	24/06/2015	26/06/2015	14/07/2015	23/07/2015	-	-	-	-	-	-	-	-	-	-	-	-	-	-	-	-	-	-	-	-	-	-	-	-	-	-
IP4166	1.10-	24/06/2015	26/06/2015	14/07/2015	23/07/2015	-	-	-	-	-	-	-	-	-	-	-	-	-	-	-	-	-	-	-	-	-	-	-	-	-	-
IP4166	2.40-	24/06/2015	26/06/2015	14/07/2015	23/07/2015	-	-	-	-	-	-	-	-	-	-	-	-	-	-	-	-	-	-	-	-	-	-	-	-	-	-
IP4166	3.40-	24/06/2015	26/06/2015	14/07/2015	23/07/2015	-	-	-	-	-	-	-	-	-	-	-	-	-	-	-	-	-	-	-	-	-	-	-	-	-	-
IP4167	0.50-	24/06/2015	26/06/2015	14/07/2015	23/07/2015	-	-	-	-	-	-	-	-	-	-	-	-	-	-	-	-	-	-	-	-	-	-	-	-	-	-
IP4167	1.00-	24/06/2015	26/06/2015	14/07/2015	23/07/2015	-	-	-	-	-	-	-	-	-	-	-	-	-	-	-	-	-	-	-	-	-	-	-	-	-	-
IP4167	1.50-	24/06/2015	26/06/2015	14/07/2015	23/07/2015	-	-	-	-	-	-	-	-	-	-	-	-	-	-	-	-	-	-	-	-	-	-	-	-	-	-
IP4167	2.50-	24/06/2015	26/06/2015	14/07/2015	23/07/2015	-	-	-	-	-	-	-	-	-	-	-	-	-	-	-	-	-	-	-	-	-	-	-	-	-	-
IP4167	3.00-	24/06/2015	26/06/2015	14/07/2015	23/07/2015	-	-	-	-	-	-	-	-	-	-	-	-	-	-	-	-	-	-	-	-	-	-	-	-	-	-
IP4168	0.50-	20/07/2015	21/07/2015	04/08/2015	10/08/2015	-	-	-	-	-	-	-	-	-	-	-	-	-	-	-	-	-	-	-	-	-	-	-	-	-	-
IP4168	1.50-	20/07/2015	21/07/2015	04/08/2015	10/08/2015	<100	<100	<100	<100	<100	<100	<100	<100	<100	<100	<100	<100	<100	<100	<100	<100	<100	<100	<100	<100	<100	<100	<100	<100	<100	<100
IP4168	2.50-	20/07/2015	21/07/2015	04/08/2015	10/08/2015	<100	<100	<100	<100	<100	<100	<100	<100	<100	<100	<100	<100	<100	<100	<100	<100	<100	<100	<100	<100	<100	<100	<100	<100	<100	<100
IP4168	3.50-	20/07/2015	21/07/2015	04/08/2015	10/08/2015	-	-	-	-	-	-	-	-	-	-	-	-	-	-	-	-	-	-	-	-	-	-	-	-	-	-
IP4168	4.50-	20/07/2015	21/07/2015	04/08/2015	10/08/2015	-	-	-	-	-	-	-	-	-	-	-	-	-	-	-	-	-	-	-	-	-	-	-	-	-	-
IP4169	0.50-	25/06/2015	27/06/2015	15/07/2015	24/07/2015	-	-	-	-	-	-	-	-	-	-	-	-	-	-	-	-	-	-	-	-	-	-	-	-	-	-
IP4169	1.50-	25/06/2015	29/06/2015	15/07/2015	24/07/2015	-	-	-	-	-	-	-	-	-	-	-	-	-	-	-	-	-	-	-	-	-	-	-	-	-	-
IP4169	2.50-	25/06/2015	29/06/2015	15/07/2015	24/07/2015	-	-	-	-	-	-	-	-	-	-	-	-	-	-	-	-	-	-	-	-	-	-	-	-	-	-
IP4169	3.50-	25/06/2015	29/06/2015	15/07/2015	24/07/2015	-	-	-	-	-	-	-	-	-	-	-	-	-	-	-	-	-	-	-	-	-	-	-	-	-	-
IP4169	5.50-	25/06/2015	29/06/2015	15/07/2015	24/07/2015	-	-	-	-	-	-	-	-	-	-	-	-	-	-	-	-	-	-	-	-	-	-	-	-	-	-
IP4170	0.50-	25/06/2015	27/06/2015	15/07/2015	24/07/2015	-	-	-	-	-	-	-	-	-	-	-	-	-	-	-	-	-	-	-	-	-	-	-	-	-	-
IP4170	1.30-	25/06/2015	27/06/2015	15/07/2015	24/07/2015	-	-	-	-	-	-	-	-	-	-	-	-	-	-	-	-	-	-	-	-	-	-	-	-	-	-
IP4170	2.20-	25/06/2015	27/06/2015	15/07/2015	24/07/2015	-	-	-	-	-	-	-	-	-	-	-	-	-	-	-	-	-	-	-	-	-	-	-	-	-	-
IP4170	3.30-	25/06/2015	27/06/2015	15/07/2015	24/07/2015	-	-	-	-	-	-	-	-	-	-	-	-	-	-	-	-	-	-	-	-	-	-	-	-	-	-
IP4171	0.50-	26/06/2015	27/06/2015	14/07/2015	23/07/2015	-	-	-	-	-	-	-	-	-	-	-	-	-	-	-	-	-	-	-	-	-	-	-	-	-	-
IP4171	1.50-	26/06/2015	27/06/2015	14/07/2015	23/07/2015	-	-	-	-	-	-	-	-	-	-	-	-	-	-	-	-	-	-	-	-	-	-	-	-	-	-
IP4171	2.50-	26/06/2015	27/06/2015	14/07/2015	23/07/2015	-	-	-	-	-	-	-	-	-	-	-	-	-	-	-	-	-	-	-	-	-	-	-	-	-	-
IP4171	3.50-	26/06/2015	27/06/2015	14/07/2015	23/07/2015	-	-	-	-	-	-	-	-	-	-	-	-	-	-	-	-	-	-	-	-	-	-	-	-	-	-
IP4171	4.50-	26/06/2015	27/06/2015	14/07/2015	23/07/2015	-	-	-	-	-	-	-	-	-	-	-	-	-	-	-	-	-	-	-	-	-	-	-	-	-	-
IP4172	0.50-	26/06/2015	27/06/2015	14/07/2015	23/07/2015	-	-	-	-	-	-	-	-	-	-	-	-	-	-	-	-	-	-	-	-	-	-	-	-	-	-
IP4172	1.50-	26/06/2015	27/06/2015	14/07/2015	23/07/2015	-	-	-	-	-	-	-	-	-	-	-	-	-	-	-	-	-	-	-	-	-	-	-	-	-	-
IP4172	2.50-	26/06/2015	27/06/2015	14/07/2015	23/07/2015	-	-	-	-	-	-	-	-	-	-	-	-	-	-	-	-	-	-	-	-	-	-	-	-	-	-
IP4172	3.50-	26/06/2015	27/06/2015	14/07/2015	23/07/2015	-	-	-	-	-	-	-	-	-	-	-	-	-	-	-	-	-	-	-	-	-	-	-	-	-	-
IP4172	4.50-	26/06/2015	27/06/2015	14/07/2015	23/07/2015	-	-	-	-	-	-	-	-	-	-	-	-	-	-	-	-	-	-	-	-	-	-	-	-	-	-
IP4173	0.30-	25/06/2015	27/06/2015	15/07/2015	24/07/2015	-	-	-	-	-	-	-	-	-	-	-	-	-	-	-	-	-	-	-	-	-	-	-	-	-	-
IP4173	1.50-	25/06/2015	27/06/2015	15/07/2015	24/07/2015	-	-	-	-	-	-	-	-	-	-	-	-	-	-	-	-	-	-	-	-	-	-	-	-	-	-
IP4173	2.00-	25/06/2015	27/06/2015	15/07/2015	24/07/2015	-	-	-	-	-	-	-	-	-	-	-	-	-	-	-	-	-	-	-	-	-	-	-	-	-	-
IP4173	3.50-	25/06/2015	27/06/2015	15/07/2015	24/07/2015	-	-	-	-	-	-	-	-	-	-	-	-	-	-	-	-	-	-	-	-	-	-	-	-	-	-
IP4173	4.50-	25/06/2015	27/06/2015	15/07/2015	24/07/2015	-	-	-	-	-	-	-	-	-	-	-	-	-	-	-	-	-	-	-	-	-	-	-	-	-	-

Monitor Phase 68

Customer Sample ID	Depth	Sampled Date	Sample Received Date	Final Instruction Date	Report Completed Date	Phenol	Pentachlorophenol	n-Nitroso-n-dipropylamine	Nitrobenzene	Isophorone	Hexachloroethane	Hexachlorocyclopentadiene	Hexachlorobutadiene	Hexachlorobenzene	n-Dioctyl phthalate	Dimethyl phthalate	Diethyl phthalate	n-Dibutyl phthalate	Dibenzofuran	Carbazole	Butylbenzyl phthalate	bis(2-Ethylhexyl) phthalate	bis(2-Chloroethoxy)methane	bis(2-Chloroethyl)ether	Azobenzene	4-Nitrophenol	4-Nitroaniline	4-Methylphenol	4-Chlorophenylphenylether	4-Chloroaniline	4-Chloro-3-methylphenol	4-Bromophenylphenylether
					Commercial 1% >1m	TM157	TM157	TM157	TM157	TM157	TM157	TM157	TM157	TM157	TM157	TM157	TM157	TM157	TM157	TM157	TM157	TM157	TM157	TM157	TM157	TM157	TM157	TM157	TM157	TM157	TM157	TM157	TM157
						µg/kg	µg/kg	µg/kg	µg/kg	µg/kg	µg/kg	µg/kg	µg/kg	µg/kg	µg/kg	µg/kg	µg/kg	µg/kg	µg/kg	µg/kg	µg/kg	µg/kg	µg/kg	µg/kg	µg/kg	µg/kg	µg/kg	µg/kg	µg/kg	µg/kg	µg/kg	µg/kg	µg/kg
						<100	<100	<100	<100	<100	<100	<100	<100	<100	<100	<100	<100	<100	<100	<100	<100	<100	<100	<100	<100	<100	<100	<100	<100	<100	<100	<100	<100
IP4174	0.50-	25/06/2015	27/06/2015	15/07/2015	24/07/2015	-	-	-	-	-	-	-	-	-	-	-	-	-	-	-	-	-	-	-	-	-	-	-	-	-	-	-
IP4174	1.50-	25/06/2015	27/06/2015	15/07/2015	24/07/2015	-	-	-	-	-	-	-	-	-	-	-	-	-	-	-	-	-	-	-	-	-	-	-	-	-	-	-
IP4174	2.00-	25/06/2015	27/06/2015	15/07/2015	24/07/2015	-	-	-	-	-	-	-	-	-	-	-	-	-	-	-	-	-	-	-	-	-	-	-	-	-	-	-
IP4174	3.00-	25/06/2015	27/06/2015	15/07/2015	24/07/2015	-	-	-	-	-	-	-	-	-	-	-	-	-	-	-	-	-	-	-	-	-	-	-	-	-	-	-
IP4175	0.50-	25/06/2015	29/06/2015	15/07/2015	24/07/2015	-	-	-	-	-	-	-	-	-	-	-	-	-	-	-	-	-	-	-	-	-	-	-	-	-	-	-
IP4175	1.50-	25/06/2015	29/06/2015	15/07/2015	24/07/2015	-	-	-	-	-	-	-	-	-	-	-	-	-	-	-	-	-	-	-	-	-	-	-	-	-	-	-
IP4175	3.20-	25/06/2015	29/06/2015	15/07/2015	24/07/2015	-	-	-	-	-	-	-	-	-	-	-	-	-	-	-	-	-	-	-	-	-	-	-	-	-	-	-
IP4175	4.50-	25/06/2015	29/06/2015	15/07/2015	24/07/2015	-	-	-	-	-	-	-	-	-	-	-	-	-	-	-	-	-	-	-	-	-	-	-	-	-	-	-
IP4175	5.50-	25/06/2015	29/06/2015	15/07/2015	24/07/2015	-	-	-	-	-	-	-	-	-	-	-	-	-	-	-	-	-	-	-	-	-	-	-	-	-	-	-
IP4176	0.50-	20/07/2015	21/07/2015	04/08/2015	10/08/2015	-	-	-	-	-	-	-	-	-	-	-	-	-	-	-	-	-	-	-	-	-	-	-	-	-	-	-
IP4176	1.50-	20/07/2015	21/07/2015	04/08/2015	10/08/2015	-	-	-	-	-	-	-	-	-	-	-	-	-	-	-	-	-	-	-	-	-	-	-	-	-	-	-
IP4176	2.50-	20/07/2015	21/07/2015	04/08/2015	10/08/2015	-	-	-	-	-	-	-	-	-	-	-	-	-	-	-	-	-	-	-	-	-	-	-	-	-	-	-
IP4176	3.50-	20/07/2015	21/07/2015	04/08/2015	10/08/2015	-	-	-	-	-	-	-	-	-	-	-	-	-	-	-	-	-	-	-	-	-	-	-	-	-	-	-
IP4176	4.50-	20/07/2015	21/07/2015	04/08/2015	10/08/2015	-	-	-	-	-	-	-	-	-	-	-	-	-	-	-	-	-	-	-	-	-	-	-	-	-	-	-
IP4177	0.50-	24/06/2015	26/06/2015	14/07/2015	23/07/2015	-	-	-	-	-	-	-	-	-	-	-	-	-	-	-	-	-	-	-	-	-	-	-	-	-	-	-
IP4177	0.90-	24/06/2015	26/06/2015	14/07/2015	23/07/2015	-	-	-	-	-	-	-	-	-	-	-	-	-	-	-	-	-	-	-	-	-	-	-	-	-	-	-
IP4177	2.00-	24/06/2015	26/06/2015	14/07/2015	23/07/2015	-	-	-	-	-	-	-	-	-	-	-	-	-	-	-	-	-	-	-	-	-	-	-	-	-	-	-
IP4178	0.40-	24/06/2015	26/06/2015	14/07/2015	23/07/2015	-	-	-	-	-	-	-	-	-	-	-	-	-	-	-	-	-	-	-	-	-	-	-	-	-	-	-
IP4178	1.00-	24/06/2015	26/06/2015	14/07/2015	23/07/2015	-	-	-	-	-	-	-	-	-	-	-	-	-	-	-	-	-	-	-	-	-	-	-	-	-	-	-
IP4178	1.50-	24/06/2015	26/06/2015	14/07/2015	23/07/2015	-	-	-	-	-	-	-	-	-	-	-	-	-	-	-	-	-	-	-	-	-	-	-	-	-	-	-
IP4178	2.00-	24/06/2015	26/06/2015	14/07/2015	23/07/2015	-	-	-	-	-	-	-	-	-	-	-	-	-	-	-	-	-	-	-	-	-	-	-	-	-	-	-
IP4178	2.50-	24/06/2015	26/06/2015	14/07/2015	23/07/2015	-	-	-	-	-	-	-	-	-	-	-	-	-	-	-	-	-	-	-	-	-	-	-	-	-	-	-
IP4185	0.50-	26/06/2015	27/06/2015	14/07/2015	23/07/2015	-	-	-	-	-	-	-	-	-	-	-	-	-	-	-	-	-	-	-	-	-	-	-	-	-	-	-
IP4186	0.50-	25/06/2015	29/06/2015	15/07/2015	24/07/2015	-	-	-	-	-	-	-	-	-	-	-	-	-	-	-	-	-	-	-	-	-	-	-	-	-	-	-
IP4186	1.50-	25/06/2015	29/06/2015	15/07/2015	24/07/2015	-	-	-	-	-	-	-	-	-	-	-	-	-	-	-	-	-	-	-	-	-	-	-	-	-	-	-
IP4186	2.50-	25/06/2015	29/06/2015	15/07/2015	24/07/2015	-	-	-	-	-	-	-	-	-	-	-	-	-	-	-	-	-	-	-	-	-	-	-	-	-	-	-
IP4186	3.50-	25/06/2015	29/06/2015	15/07/2015	24/07/2015	-	-	-	-	-	-	-	-	-	-	-	-	-	-	-	-	-	-	-	-	-	-	-	-	-	-	-
IP4186	4.50-	25/06/2015	29/06/2015	15/07/2015	24/07/2015	-	-	-	-	-	-	-	-	-	-	-	-	-	-	-	-	-	-	-	-	-	-	-	-	-	-	-
IP4187	0.50-	26/06/2015	27/06/2015	14/07/2015	23/07/2015	-	-	-	-	-	-	-	-	-	-	-	-	-	-	-	-	-	-	-	-	-	-	-	-	-	-	-
IP4187	1.50-	26/06/2015	27/06/2015	14/07/2015	23/07/2015	-	-	-	-	-	-	-	-	-	-	-	-	-	-	-	-	-	-	-	-	-	-	-	-	-	-	-
IP4187	2.50-	26/06/2015	27/06/2015	14/07/2015	23/07/2015	-	-	-	-	-	-	-	-	-	-	-	-	-	-	-	-	-	-	-	-	-	-	-	-	-	-	-
IP4188	0.56-	25/06/2015	27/06/2015	15/07/2015	24/07/2015	-	-	-	-	-	-	-	-	-	-	-	-	-	-	-	-	-	-	-	-	-	-	-	-	-	-	-
IP4188	1.50-	25/06/2015	27/06/2015	15/07/2015	24/07/2015	-	-	-	-	-	-	-	-	-	-	-	-	-	-	-	-	-	-	-	-	-	-	-	-	-	-	-
IP4188	2.00-	25/06/2015	27/06/2015	15/07/2015	24/07/2015	-	-	-	-	-	-	-	-	-	-	-	-	-	-	-	-	-	-	-	-	-	-	-	-	-	-	-
IP4188	2.50-	25/06/2015	27/06/2015	15/07/2015	24/07/2015	-	-	-	-	-	-	-	-	-	-	-	-	-	-	-	-	-	-	-	-	-	-	-	-	-	-	-
IP4188	3.50-	25/06/2015	27/06/2015	15/07/2015	24/07/2015	-	-	-	-	-	-	-	-	-	-	-	-	-	-	-	-	-	-	-	-	-	-	-	-	-	-	-
IP4189	0.50-	26/06/2015	27/06/2015	14/07/2015	23/07/2015	-	-	-	-	-	-	-	-	-	-	-	-	-	-	-	-	-	-	-	-	-	-	-	-	-	-	-
IP4189	1.10-	26/06/2015	27/06/2015	14/07/2015	23/07/2015	-	-	-	-	-	-	-	-	-	-	-	-	-	-	-	-	-	-	-	-	-	-	-	-	-	-	-
IP4189	2.50-	26/06/2015	27/06/2015	14/07/2015	23/07/2015	-	-	-	-	-	-	-	-	-	-	-	-	-	-	-	-	-	-	-	-	-	-	-	-	-	-	-
IP4189	3.50-	26/06/2015	27/06/2015	14/07/2015	23/07/2015	-	-	-	-	-	-	-	-	-	-	-	-	-	-	-	-	-	-	-	-	-	-	-	-	-	-	-
IP4189	5.00-	26/06/2015	27/06/2015	14/07/2015	23/07/2015	-	-	-	-	-	-	-	-	-	-	-	-	-	-	-	-	-	-	-	-	-	-	-	-	-	-	-
IP4190	0.50-	25/06/2015	29/06/2015	15/07/2015	24/07/2015	-	-	-	-	-	-	-	-	-	-	-	-	-	-	-	-	-	-	-	-	-	-	-	-	-	-	-
IP4191	0.50-	25/06/2015	29/06/2015	15/07/2015	24/07/2015	-	-	-	-	-	-	-	-	-	-	-	-	-	-	-	-	-	-	-	-	-	-	-	-	-	-	-
IP4202	1.50-	25/06/2015	29/06/2015	15/07/2015	24/07/2015	-	-	-	-	-	-	-	-	-	-	-	-	-	-	-	-	-	-	-	-	-	-	-	-	-	-	-
IP4202	2.50-	25/06/2015	29/06/2015	15/07/2015	24/07/2015	-	-	-	-	-	-	-	-	-	-	-	-	-	-	-	-	-	-	-	-	-	-	-	-	-	-	-
IP4202	3.50-	25/06/2015	29/06/2015	15/07/2015	24/07/2015	-	-	-	-	-	-	-	-	-	-	-	-	-	-	-	-	-	-	-	-	-	-	-	-	-	-	-
IP4202	4.50-	25/06/2015	29/06/2015	15/07/2015	24/07/2015	-	-	-	-	-	-	-	-	-	-	-	-	-	-	-	-	-	-	-	-	-	-	-	-	-	-	-
IP4202	5.50-	25/06/2015	29/06/2015	15/07/2015	24/07/2015	-	-	-	-	-	-	-	-	-	-	-	-	-	-	-	-	-	-	-	-	-	-	-	-	-	-	-

Monitor Phase 68

Commercial 1% >1m

Customer Sample ID	Depth	Sampled Date	Sample Received Date	Final Instruction Date	Report Completed Date	3-Nitroaniline	2-Nitrophenol	2-Nitroaniline	2-Methylphenol	1,2,4-Trichlorobenzene	2-Chlorophenol	2,6-Dinitrotoluene	2,4-Dinitrotoluene	2,4-Dimethylphenol	2,4-Dichlorophenol	2,4,6-Trichlorophenol	2,4,5-Trichlorophenol	1,4-Dichlorobenzene	1,3-Dichlorobenzene	1,2-Dichlorobenzene	2-Chloronaphthalene	2-Methylnaphthalene	Acenaphthylene	Acenaphthene	Anthracene	Benzo(a)anthracene	Benzo(b)fluoranthene	Benzo(k)fluoranthene	Benzo(a)pyrene	Benzo(g,h,i)perylene	Chrysene	Fluoranthene	Fluorene	Indeno(1,2,3-cd)pyrene
						TM157	TM157	TM157	TM157	TM157	TM157	TM157	TM157	TM157	TM157	TM157	TM157	TM157	TM157	TM157	TM157	TM157	TM157	TM157	TM157	TM157	TM157	TM157	TM157	TM157	TM157	TM157	TM157	TM157
						µg/kg	µg/kg	µg/kg	µg/kg	µg/kg	µg/kg	µg/kg	µg/kg	µg/kg	µg/kg	µg/kg	µg/kg	µg/kg	µg/kg	µg/kg	µg/kg	µg/kg	µg/kg	µg/kg	µg/kg	µg/kg	µg/kg	µg/kg	µg/kg	µg/kg	µg/kg	µg/kg	µg/kg	µg/kg
						<100	<100	<100	<100	<100	<100	<100	<100	<100	<100	<100	<100	<100	<100	<100	<100	<100	<100	<100	<100	<100	<100	<100	<100	<100	<100	<100	<100	<100
IP4149	0.50-	21/07/2015	22/07/2015	04/08/2015	08/08/2015	-	-	-	-	-	-	-	-	-	-	-	-	-	-	-	-	-	-	-	-	-	-	-	-	-	-	-	-	-
IP4149	1.50-	21/07/2015	22/07/2015	04/08/2015	08/08/2015	-	-	-	-	-	-	-	-	-	-	-	-	-	-	-	-	-	-	-	-	-	-	-	-	-	-	-	-	-
IP4150	0.40-	23/06/2015	25/06/2015	08/07/2015	23/07/2015	-	-	-	-	-	-	-	-	-	-	-	-	-	-	-	-	-	-	-	-	-	-	-	-	-	-	-	-	-
IP4150	1.50-	23/06/2015	25/06/2015	08/07/2015	23/07/2015	-	-	-	-	-	-	-	-	-	-	-	-	-	-	-	-	-	-	-	-	-	-	-	-	-	-	-	-	-
IP4150	2.50-	23/06/2015	25/06/2015	08/07/2015	23/07/2015	-	-	-	-	-	-	-	-	-	-	-	-	-	-	-	-	-	-	-	-	-	-	-	-	-	-	-	-	-
IP4150	3.50-	23/06/2015	25/06/2015	08/07/2015	23/07/2015	-	-	-	-	-	-	-	-	-	-	-	-	-	-	-	-	-	-	-	-	-	-	-	-	-	-	-	-	-
IP4150	4.50-	23/06/2015	25/06/2015	08/07/2015	23/07/2015	-	-	-	-	-	-	-	-	-	-	-	-	-	-	-	-	-	-	-	-	-	-	-	-	-	-	-	-	-
IP4151	0.50-	23/06/2015	25/06/2015	08/07/2015	23/07/2015	-	-	-	-	-	-	-	-	-	-	-	-	-	-	-	-	-	-	-	-	-	-	-	-	-	-	-	-	-
IP4151	1.20-	23/06/2015	25/06/2015	08/07/2015	23/07/2015	-	-	-	-	-	-	-	-	-	-	-	-	-	-	-	-	-	-	-	-	-	-	-	-	-	-	-	-	-
IP4151	1.60-	23/06/2015	25/06/2015	08/07/2015	23/07/2015	-	-	-	-	-	-	-	-	-	-	-	-	-	-	-	-	-	-	-	-	-	-	-	-	-	-	-	-	-
IP4152	0.50-	24/06/2015	26/06/2015	14/07/2015	23/07/2015	-	-	-	-	-	-	-	-	-	-	-	-	-	-	-	-	-	-	-	-	-	-	-	-	-	-	-	-	-
IP4152	1.50-	24/06/2015	26/06/2015	14/07/2015	23/07/2015	-	-	-	-	-	-	-	-	-	-	-	-	-	-	-	-	-	-	-	-	-	-	-	-	-	-	-	-	-
IP4152	2.50-	24/06/2015	26/06/2015	14/07/2015	23/07/2015	-	-	-	-	-	-	-	-	-	-	-	-	-	-	-	-	-	-	-	-	-	-	-	-	-	-	-	-	-
IP4152	3.50-	24/06/2015	26/06/2015	14/07/2015	23/07/2015	-	-	-	-	-	-	-	-	-	-	-	-	-	-	-	-	-	-	-	-	-	-	-	-	-	-	-	-	-
IP4152	5.00-	24/06/2015	26/06/2015	14/07/2015	23/07/2015	-	-	-	-	-	-	-	-	-	-	-	-	-	-	-	-	-	-	-	-	-	-	-	-	-	-	-	-	-
IP4153	0.30-	14/07/2015	15/07/2015	29/07/2015	29/07/2015	-	-	-	-	-	-	-	-	-	-	-	-	-	-	-	-	-	-	-	-	-	-	-	-	-	-	-	-	-
IP4153	1.30-	14/07/2015	15/07/2015	29/07/2015	29/07/2015	-	-	-	-	-	-	-	-	-	-	-	-	-	-	-	-	-	-	-	-	-	-	-	-	-	-	-	-	-
IP4153	2.30-	14/07/2015	15/07/2015	29/07/2015	29/07/2015	-	-	-	-	-	-	-	-	-	-	-	-	-	-	-	-	-	-	-	-	-	-	-	-	-	-	-	-	-
IP4153	3.30-	14/07/2015	15/07/2015	29/07/2015	29/07/2015	-	-	-	-	-	-	-	-	-	-	-	-	-	-	-	-	-	-	-	-	-	-	-	-	-	-	-	-	-
IP4153	4.40-	14/07/2015	15/07/2015	29/07/2015	29/07/2015	-	-	-	-	-	-	-	-	-	-	-	-	-	-	-	-	-	-	-	-	-	-	-	-	-	-	-	-	-
IP4153	5.50-	14/07/2015	15/07/2015	29/07/2015	29/07/2015	-	-	-	-	-	-	-	-	-	-	-	-	-	-	-	-	-	-	-	-	-	-	-	-	-	-	-	-	-
IP4154	0.50-	14/07/2015	15/07/2015	29/07/2015	29/07/2015	-	-	-	-	-	-	-	-	-	-	-	-	-	-	-	-	-	-	-	-	-	-	-	-	-	-	-	-	-
IP4154	1.50-	14/07/2015	15/07/2015	29/07/2015	29/07/2015	-	-	-	-	-	-	-	-	-	-	-	-	-	-	-	-	-	-	-	-	-	-	-	-	-	-	-	-	-
IP4154	2.50-	14/07/2015	15/07/2015	29/07/2015	29/07/2015	-	-	-	-	-	-	-	-	-	-	-	-	-	-	-	-	-	-	-	-	-	-	-	-	-	-	-	-	-
IP4154	3.50-	14/07/2015	15/07/2015	29/07/2015	29/07/2015	-	-	-	-	-	-	-	-	-	-	-	-	-	-	-	-	-	-	-	-	-	-	-	-	-	-	-	-	-
IP4154	4.50-	14/07/2015	15/07/2015	29/07/2015	29/07/2015	-	-	-	-	-	-	-	-	-	-	-	-	-	-	-	-	-	-	-	-	-	-	-	-	-	-	-	-	-
IP4155	0.30-	15/07/2015	16/07/2015	16/07/2015	24/07/2015	-	-	-	-	-	-	-	-	-	-	-	-	-	-	-	-	-	-	-	-	-	-	-	-	-	-	-	-	-
IP4155	0.70-	15/07/2015	16/07/2015	16/07/2015	24/07/2015	-	-	-	-	-	-	-	-	-	-	-	-	-	-	-	-	-	-	-	-	-	-	-	-	-	-	-	-	-
IP4155	1.60-	15/07/2015	16/07/2015	16/07/2015	24/07/2015	-	-	-	-	-	-	-	-	-	-	-	-	-	-	-	-	-	-	-	-	-	-	-	-	-	-	-	-	-
IP4155	2.40-	15/07/2015	16/07/2015	16/07/2015	24/07/2015	-	-	-	-	-	-	-	-	-	-	-	-	-	-	-	-	-	-	-	-	-	-	-	-	-	-	-	-	-
IP4155	3.80-	15/07/2015	16/07/2015	16/07/2015	24/07/2015	-	-	-	-	-	-	-	-	-	-	-	-	-	-	-	-	-	-	-	-	-	-	-	-	-	-	-	-	-
IP4155	5.60-	15/07/2015	16/07/2015	16/07/2015	24/07/2015	-	-	-	-	-	-	-	-	-	-	-	-	-	-	-	-	-	-	-	-	-	-	-	-	-	-	-	-	-
IP4156	0.50-	15/07/2015	16/07/2015	16/07/2015	24/07/2015	-	-	-	-	-	-	-	-	-	-	-	-	-	-	-	-	-	-	-	-	-	-	-	-	-	-	-	-	-
IP4156	1.70-	15/07/2015	16/07/2015	16/07/2015	24/07/2015	-	-	-	-	-	-	-	-	-	-	-	-	-	-	-	-	-	-	-	-	-	-	-	-	-	-	-	-	-
IP4156	2.50-	15/07/2015	16/07/2015	16/07/2015	24/07/2015	-	-	-	-	-	-	-	-	-	-	-	-	-	-	-	-	-	-	-	-	-	-	-	-	-	-	-	-	-
IP4156	3.80-	15/07/2015	16/07/2015	16/07/2015	24/07/2015	-	-	-	-	-	-	-	-	-	-	-	-	-	-	-	-	-	-	-	-	-	-	-	-	-	-	-	-	-
IP4156	5.40-	15/07/2015	16/07/2015	16/07/2015	24/07/2015	-	-	-	-	-	-	-	-	-	-	-	-	-	-	-	-	-	-	-	-	-	-	-	-	-	-	-	-	-
IP4157	0.40-	15/07/2015	16/07/2015	16/07/2015	24/07/2015	-	-	-	-	-	-	-	-	-	-	-	-	-	-	-	-	-	-	-	-	-	-	-	-	-	-	-	-	-
IP4157	1.60-	15/07/2015	16/07/2015	16/07/2015	24/07/2015	-	-	-	-	-	-	-	-	-	-	-	-	-	-	-	-	-	-	-	-	-	-	-	-	-	-	-	-	-
IP4157	2.50-	15/07/2015	16/07/2015	16/07/2015	24/07/2015	-	-	-	-	-	-	-	-	-	-	-	-	-	-	-	-	-	-	-	-	-	-	-	-	-	-	-	-	-
IP4157	4.00-	15/07/2015	16/07/2015	16/07/2015	24/07/2015	-	-	-	-	-	-	-	-	-	-	-	-	-	-	-	-	-	-	-	-	-	-	-	-	-	-	-	-	-
IP4157	5.50-	15/07/2015	16/07/2015	16/07/2015	24/07/2015	-	-	-	-	-	-	-	-	-	-	-	-	-	-	-	-	-	-	-	-	-	-	-	-	-	-	-	-	-
IP4158	0.30-	14/07/2015	15/07/2015	29/07/2015	29/07/2015	-	-	-	-	-	-	-	-	-	-	-	-	-	-	-	-	-	-	-	-	-	-	-	-	-	-	-	-	-
IP4158	1.30-	14/07/2015	15/07/2015	29/07/2015	29/07/2015	-	-	-	-	-	-	-	-	-	-	-	-	-	-	-	-	-	-	-	-	-	-	-	-	-	-	-	-	-
IP4158	3.00-	14/07/2015	15/07/2015	29/07/2015	29/07/2015	-	-	-	-	-	-	-	-	-	-	-	-	-	-	-	-	-	-	-	-	-	-	-	-	-	-	-	-	-
IP4158	3.80-	14/07/2015	15/07/2015	29/07/2015	29/07/2015	-	-	-	-	-	-	-	-	-	-	-	-	-	-	-	-	-	-	-	-	-	-	-	-	-	-	-	-	-
IP4159	1.50-	14/07/2015	15/07/2015	29/07/2015	29/07/2015	-	-	-	-	-	-	-	-	-	-	-	-	-	-	-	-	-	-	-	-	-	-	-	-	-	-	-	-	-
IP4159	2.50-	14/07/2015	15/07/2015	29/07/2015	29/07/2015	-	-	-	-	-	-	-	-	-	-	-	-	-	-	-	-	-	-	-	-	-	-	-	-	-	-	-	-	-
IP4159	3.50-	14/07/2015	15/07/2015	29/07/2015	29/07/2015	-	-	-	-	-	-	-	-	-	-	-	-	-	-	-	-	-	-	-	-	-	-	-	-	-	-	-	-	-
IP4159	4.70-	14/07/2015	15/07/2015	29/07/2015	29/07/2015	-	-	-	-	-	-	-	-	-	-	-	-	-	-	-	-	-	-	-	-	-	-	-	-	-	-	-	-	-
IP4160	0.70-	24/06/2015	26/06/2015	14/07/2015	23/07/2015	-	-	-	-	-	-	-	-	-	-	-	-	-	-	-	-	-	-	-	-	-	-	-	-	-	-	-	-	-
IP4160	1.60-	24/06/2015	26/06/2015	14/07/2015	23/07/2015	-	-	-	-	-	-	-	-	-	-	-	-	-	-	-	-	-	-	-	-	-	-	-	-	-	-	-	-	-
IP4160	2.40-	24/06/2015	26/06/2015	14/07/2015	23/07/2015	-	-	-	-	-	-	-	-	-	-	-	-	-	-	-	-	-	-	-	-	-	-	-	-	-	-	-	-	-
IP4160	4.10-	24/06/2015	26/06/2015	14/07/2015	23/07/2015	-	-	-	-	-	-	-	-	-	-	-	-	-	-	-	-	-	-	-	-	-	-	-	-	-	-	-	-	-
IP4161	0.50-	23/06/2015	25/06/2015	08/07/2015	23/07/2015	-	-	-	-	-	-	-	-	-	-	-	-	-	-	-	-	-	-	-	-	-	-	-	-	-	-	-	-	-
IP4161	1.20-	23/06/2015	25/06/2015	08/07/2015	23/07/2015	-	-	-	-	-	-	-	-	-	-	-	-	-	-	-	-	-	-	-	-	-	-	-	-	-	-	-	-	-
IP4161	2.50-	23/06/2015	25/06/2015	08/07/2015	23/07/2015	-	-	-	-	-	-	-	-	-	-	-	-	-	-	-	-	-	-	-	-	-	-	-	-	-	-	-	-	-
IP4161	3.50-	23/06/2015	25/06/2015	08/07/2015	23/07/2015	-	-	-	-	-	-	-	-	-	-	-	-	-	-	-	-	-	-	-	-	-	-	-	-	-	-	-	-	-
IP4161	4.50-	23/06/2015	25/06/2015	08/07/2015	23/07/2015	-	-	-	-	-	-	-	-	-	-	-	-	-	-	-	-	-	-	-	-	-	-	-	-	-	-	-	-	-
IP4162	0.50-	24/06/2015	26/06/2015	14/07/2015	23/07/2015	-	-	-	-	-	-	-	-	-	-	-	-	-	-	-	-	-	-	-	-	-	-	-	-	-	-	-	-	-
IP4162	1.50-	24/06/2015	26/06/2015	14/07/2015	23/07/2015	-	-	-	-	-	-	-	-	-	-	-	-	-	-	-	-	-	-	-	-	-	-	-	-	-	-	-	-	-
IP4163	0.50-	22/07/2015	23/07/2015	23/07/2015	31/07/2015	-	-	-	-	-	-	-	-	-	-	-	-	-	-	-	-	-	-	-	-	-	-	-	-	-	-	-	-	-
IP4164	0.40-	22/07/2015	23/07/2015	23/07/2015	31/07/2015	-	-	-	-	-	-	-	-	-	-	-	-	-	-	-	-	-	-	-	-	-	-	-	-	-	-	-	-	-
IP4164	1.50-	22/07/2015	23/07/2015	23/07/2015	31/07/2015	-	-	-	-	-	-	-	-	-	-	-	-	-	-	-	-	-	-	-	-	-	-	-	-	-	-	-	-	-
IP4164	2.80-	22/07/2015	23/07/2015	23/07/2015	31/07/2015	-	-	-	-	-	-	-	-	-	-	-	-	-	-	-	-	-	-	-	-	-	-	-	-	-	-	-	-	-
IP4164	3.70-	22/07/2015	23/07/2015	23/07/2015	31/07/2015	-	-	-	-	-	-	-	-	-	-	-	-	-	-	-	-	-	-	-	-	-	-	-	-	-	-	-	-	-
IP4164	5.40-	22/07/2015	23/07/2015	23/07/2015	31/07/2015	-	-	-	-	-	-	-	-	-	-	-	-	-	-	-	-	-	-	-	-	-	-	-	-	-	-	-	-	-
IP4165	0.50-	23/06/2015	25/06/2015	08/07/2015	23/07/2015	-	-	-	-	-	-	-	-	-	-	-	-	-	-	-	-	-	-	-	-	-	-	-	-	-	-	-	-	-
IP4165	1.60-	23/06/2015	25/06/2015	08/07/2015	23/07/2015	-	-	-	-	-	-	-	-	-	-	-	-	-	-	-	-	-	-	-	-	-	-	-	-	-	-	-	-	-
IP4165	2.00-	23/06/2015	25/06/2015	08/07/2015	23/07/2015	-	-	-	-	-	-	-	-	-	-	-	-	-	-	-	-	-	-	-	-	-	-	-	-	-	-	-	-	-
IP4165	3.00-	23/06/2015	25/06/2015	08/07/2015	23/07/2015	-	-	-	-	-	-	-	-	-	-	-	-	-	-	-	-	-	-	-	-	-	-	-	-	-	-	-	-	-
IP4165	4.00-	23/06/2015	25/06/2015	08/07/2015	23/07/2015	-	-	-	-	-	-	-	-	-	-	-	-	-	-	-	-	-	-	-	-	-	-	-	-	-	-	-	-	-
IP4166	0.50-	24/06/2015	26/06/2015	14/07/2015	23/07/2015	-	-	-	-	-	-	-	-	-	-	-	-	-	-	-	-	-	-	-	-	-	-	-	-	-	-	-	-	-
IP4166	1.10-	24/06/2015	26/06/2015	14/07/2015	23/07/2015	-	-	-	-	-	-	-	-	-	-	-	-	-	-	-	-	-	-	-	-	-	-	-	-	-	-	-	-	-
IP4166	2.40-	24/06/2015	26/06/2015	14/07/2015	23/07/2015	-	-	-	-	-	-	-	-	-	-	-	-	-	-	-	-	-	-	-	-	-	-	-	-	-	-	-	-	-
IP4166	3.40-	24/06/2015	26/06/2015	14/07/2015	23/07/2015	-	-	-	-	-	-	-	-	-	-	-	-	-	-	-	-	-	-	-	-	-	-	-	-	-	-	-	-	-
IP4167	0.50-	24/06/2015	26/06/2015	14/07/2015	23/07/2015	-	-	-	-	-	-	-	-	-	-	-	-	-	-	-	-	-	-	-	-	-	-	-	-	-	-	-	-	-
IP4167	1.00-	24/06/2015	26/06/2015	14/07/2015	23/07/2015	-	-	-	-	-	-	-	-	-	-	-	-	-	-	-	-	-	-	-	-	-	-	-	-	-	-	-	-	-
IP4167	1.50-	24/06/2015	26/06/2015	14/07/2015	23/07/2015	-	-	-	-	-	-	-	-	-	-	-	-	-	-	-	-	-	-	-	-	-	-	-	-	-	-	-	-	-
IP4167	2.50-	24/06/2015	26/06/2015	14/07/2015	23/07/2015	-	-	-	-	-	-	-	-	-	-	-	-	-	-	-	-	-	-	-	-	-	-	-	-	-	-	-	-	-
IP4167	3.00-	24/06/2015	26/06/2015	14/07/2015	23/07/2015	-	-	-	-	-	-	-	-	-	-	-	-	-	-	-	-	-	-	-	-	-	-	-	-	-	-	-	-	-
IP4168	0.50-	20/07/2015	21/07/2015	04/08/2015	10/08/2015	-	-	-	-	-	-	-	-	-	-	-	-	-	-	-	-	-	-	-	-	-	-	-	-	-	-	-	-	-
IP4168	1.50-	20/07/2015	21/07/2015	04/08/2015	10/08/2015	<100	<100	<100	<100	<100	<100	<100	<100	<100	<100	<100	<100	<100	<100	<100	<100	<100	<100	<100	<100	<100	<100	<100	<100	<100	<100	<100	420	<100
IP4168	2.50-	20/07/2015	21/07/2015	04/08/2015	10/08/2015	<100	<100	<100	<100	<100	<100	<100	<100	<100	<100	<100	<100	<100	<100	<100	<100	<100	<100	<100	<100	<100	<100	<100	<100	<100	<100	<100	122	<100
IP4168	3.50-	20/07/2015	21/07/2015	04/08/2015	10/08/2015	-	-	-	-	-	-	-	-	-	-	-	-	-	-	-	-	-	-	-	-	-	-	-	-	-	-	-	-	-
IP4168	4.50-	20/07/2015	21/07/2015	04/08/2015	10/08/2015	-	-	-	-	-	-	-	-	-	-	-	-	-	-	-	-	-	-	-	-	-	-	-	-	-	-	-	-	-
IP4169	0.50-	25/06/2015	27/06/2015	15/07/2015	24/07/2015	-	-	-	-	-	-	-	-	-	-	-	-	-	-	-	-	-	-	-	-	-	-	-	-	-	-	-	-	-
IP4169	1.50-	25/06/2015	29/06/2015	15/07/2015	24/07/2015	-	-	-	-	-	-	-	-	-	-	-	-	-	-	-	-	-	-	-	-	-	-	-	-	-	-	-	-	-
IP4169	2.50-	25/06/2015	29/06/2015	15/07/2015	24/07/2015	-	-	-	-	-	-	-	-	-	-	-	-	-	-	-	-	-	-	-	-	-	-	-	-	-	-	-	-	-
IP4169	3.50-	25/06/2015	29/06/2015	15/07/2015	24/07/2015	-	-	-	-	-	-	-	-	-	-	-	-	-	-	-	-	-	-	-	-	-	-	-	-	-	-	-	-	-
IP4169	5.50-	25/06/2015	29/06/2015	15/07/2015	24/07/2015	-	-	-	-	-	-	-	-	-	-	-	-	-	-	-	-	-	-	-	-	-	-	-	-	-	-	-	-	-
IP4170	0.50-	25/06/2015	27/06/2015	15/07/2015	24/07/2015	-	-	-	-	-	-	-	-	-	-	-	-	-	-	-	-	-	-	-	-	-	-	-	-	-	-	-	-	-
IP4170	1.30-	25/06/2015	27/06/2015	15/07/2015	24/07/2015	-	-	-	-	-	-	-	-	-	-	-	-	-	-	-	-	-	-	-	-	-	-	-	-	-	-	-	-	-
IP4170	2.20-	25/06/2015	27/06/2015	15/07/2015	24/07/2015	-	-	-	-	-	-	-	-	-	-	-	-	-	-	-	-	-	-	-	-	-	-	-	-	-	-	-	-	-
IP4170	3.30-	25/06/2015	27/06/2015	15/07/2015	24/07/2015	-	-	-	-	-	-	-	-	-	-	-	-	-	-	-	-	-	-	-	-	-	-	-	-	-	-	-	-	-
IP4171	0.50-	26/06/2015	27/06/2015	14/07/2015	23/07/2015	-	-	-	-	-	-	-	-	-	-	-	-	-	-	-	-	-	-	-	-	-	-	-	-	-	-	-	-	-
IP4171	1.50-	26/06/2015	27/06/2015	14/07/2015	23/07/2015	-	-	-	-	-	-	-	-	-	-	-	-	-	-	-	-	-	-	-	-	-	-	-	-	-	-	-	-	-
IP4171	2.50-	26/06/2015	27/06/2015	14/07/2015	23/07/2015	-	-	-	-	-	-	-	-	-	-	-	-	-	-	-	-	-	-	-	-	-	-	-	-	-	-	-	-	-
IP4171	3.50-	26/06/2015	27/06/2015	14/07/2015	23/07/2015	-	-	-	-	-	-	-	-	-	-	-	-	-	-	-	-	-	-	-	-	-	-	-	-	-	-	-	-	-
IP4171	4.50-	26/06/2015	27/06/2015	14/07/2015	23/07/2015	-	-	-	-	-	-	-	-	-	-	-	-	-	-	-	-	-	-	-	-	-	-	-	-	-	-	-	-	-
IP4172	0.50-	26/06/2015	27/06/2015	14/07/2015	23/07/2015	-	-	-	-	-	-	-	-	-	-	-	-	-	-	-	-	-	-	-	-	-	-	-	-	-	-	-	-	-
IP4172	1.50-	26/06/2015	27/06/2015	14/07/2015	23/07/2015	-	-	-	-	-	-	-	-	-	-	-	-	-	-	-	-	-	-	-	-	-	-	-	-	-	-	-	-	-
IP4172	2.50-	26/06/2015	27/06/2015	14/07/2015	23/07/2015	-	-	-	-	-	-	-	-	-	-	-	-	-	-	-	-	-	-	-	-	-	-	-	-	-	-	-	-	-
IP4172	3.50-	26/06/2015	27/06/2015	14/07/2015	23/07/2015	-	-	-	-	-	-	-	-	-	-	-	-	-	-	-	-	-	-	-	-	-	-	-	-	-	-	-	-	-
IP4172	4.50-	26/06/2015	27/06/2015	14/07/2015	23/07/2015	-	-	-	-	-	-	-	-	-	-	-	-	-	-	-	-	-	-	-	-	-	-	-	-	-	-	-	-	-
IP4173	0.30-	25/06/2015	27/06/2015	15/07/2015	24/07/2015	-	-	-	-	-	-	-	-	-	-	-	-	-	-	-	-	-	-	-	-	-	-	-	-	-	-	-	-	-
IP4173	1.50-	25/06/2015	27/06/2015	15/07/2015	24/07/2015	-	-	-	-	-	-	-	-	-	-	-	-	-	-	-	-	-	-	-	-	-	-	-	-	-	-	-	-	-
IP4173	2.00-	25/06/2015	27/06/2015	15/07/2015	24/07/2015	-	-	-	-	-	-	-	-	-	-	-	-	-	-	-	-	-	-	-	-	-	-	-	-	-	-	-	-	-
IP4173	3.50-	25/06/2015	27/06/2015	15/07/2015	24/07/2015	-	-	-	-	-	-	-	-	-	-	-	-	-	-	-	-	-	-	-	-	-	-	-	-	-	-	-	-	-
IP4173	4.50-	25/06/2015	27/06/2015	15/07/2015	24/07/2015	-	-	-	-	-	-	-	-	-	-	-	-	-	-	-	-	-	-	-	-	-	-	-	-	-	-	-	-	-

Monitor Phase 68

						3-Nitroaniline	2-Nitrophenol	2-Nitroaniline	2-Methylphenol	1,2,4-Trichlorobenzene	2-Chlorophenol	2,6-Dinitrotoluene	2,4-Dinitrotoluene	2,4-Dimethylphenol	2,4-Dichlorophenol	2,4,6-Trichlorophenol	2,4,5-Trichlorophenol	1,4-Dichlorobenzene	1,3-Dichlorobenzene	1,2-Dichlorobenzene	2-Chloronaphthalene	2-Methylnaphthalene	Acenaphthylene	Acenaphthene	Anthracene	Benzo(a)anthracene	Benzo(b)fluoranthene	Benzo(k)fluoranthene	Benzo(a)pyrene	Benzo(g,h,i)perylene	Chrysene	Fluoranthene	Fluorene	Indeno(1,2,3-cd)pyrene	
						Commercial 1% >1m																													
Customer Sample ID	Depth	Sampled Date	Sample Received Date	Final Instruction Date	Report Completed Date	TM157 µg/kg <100	TM157 µg/kg <100	TM157 µg/kg <100	TM157 µg/kg <100	TM157 µg/kg <100	TM157 µg/kg <100	TM157 µg/kg <100	TM157 µg/kg <100	TM157 µg/kg <100	TM157 µg/kg <100	TM157 µg/kg <100	TM157 µg/kg <100	TM157 µg/kg <100	TM157 µg/kg <100	TM157 µg/kg <100	TM157 µg/kg <100	TM157 µg/kg <100	TM157 µg/kg <100	TM157 µg/kg <100	TM157 µg/kg <100	TM157 µg/kg <100	TM157 µg/kg <100	TM157 µg/kg <100	TM157 µg/kg <100	TM157 µg/kg <100	TM157 µg/kg <100	TM157 µg/kg <100	TM157 µg/kg <100	TM157 µg/kg <100	
IP4174	0.50-	25/06/2015	27/06/2015	15/07/2015	24/07/2015	-	-	-	-	-	-	-	-	-	-	-	-	-	-	-	-	-	-	-	-	-	-	-	-	-	-	-	-	-
IP4174	1.50-	25/06/2015	27/06/2015	15/07/2015	24/07/2015	-	-	-	-	-	-	-	-	-	-	-	-	-	-	-	-	-	-	-	-	-	-	-	-	-	-	-	-	-
IP4174	2.00-	25/06/2015	27/06/2015	15/07/2015	24/07/2015	-	-	-	-	-	-	-	-	-	-	-	-	-	-	-	-	-	-	-	-	-	-	-	-	-	-	-	-	-
IP4174	3.00-	25/06/2015	27/06/2015	15/07/2015	24/07/2015	-	-	-	-	-	-	-	-	-	-	-	-	-	-	-	-	-	-	-	-	-	-	-	-	-	-	-	-	-
IP4175	0.50-	25/06/2015	29/06/2015	15/07/2015	24/07/2015	-	-	-	-	-	-	-	-	-	-	-	-	-	-	-	-	-	-	-	-	-	-	-	-	-	-	-	-	-
IP4175	1.50-	25/06/2015	29/06/2015	15/07/2015	24/07/2015	-	-	-	-	-	-	-	-	-	-	-	-	-	-	-	-	-	-	-	-	-	-	-	-	-	-	-	-	-
IP4175	3.20-	25/06/2015	29/06/2015	15/07/2015	24/07/2015	-	-	-	-	-	-	-	-	-	-	-	-	-	-	-	-	-	-	-	-	-	-	-	-	-	-	-	-	-
IP4175	4.50-	25/06/2015	29/06/2015	15/07/2015	24/07/2015	-	-	-	-	-	-	-	-	-	-	-	-	-	-	-	-	-	-	-	-	-	-	-	-	-	-	-	-	-
IP4175	5.50-	25/06/2015	29/06/2015	15/07/2015	24/07/2015	-	-	-	-	-	-	-	-	-	-	-	-	-	-	-	-	-	-	-	-	-	-	-	-	-	-	-	-	-
IP4176	0.50-	20/07/2015	21/07/2015	04/08/2015	10/08/2015	-	-	-	-	-	-	-	-	-	-	-	-	-	-	-	-	-	-	-	-	-	-	-	-	-	-	-	-	-
IP4176	1.50-	20/07/2015	21/07/2015	04/08/2015	10/08/2015	-	-	-	-	-	-	-	-	-	-	-	-	-	-	-	-	-	-	-	-	-	-	-	-	-	-	-	-	-
IP4176	2.50-	20/07/2015	21/07/2015	04/08/2015	10/08/2015	-	-	-	-	-	-	-	-	-	-	-	-	-	-	-	-	-	-	-	-	-	-	-	-	-	-	-	-	-
IP4176	3.50-	20/07/2015	21/07/2015	04/08/2015	10/08/2015	-	-	-	-	-	-	-	-	-	-	-	-	-	-	-	-	-	-	-	-	-	-	-	-	-	-	-	-	-
IP4176	4.50-	20/07/2015	21/07/2015	04/08/2015	10/08/2015	-	-	-	-	-	-	-	-	-	-	-	-	-	-	-	-	-	-	-	-	-	-	-	-	-	-	-	-	-
IP4177	0.50-	24/06/2015	26/06/2015	14/07/2015	23/07/2015	-	-	-	-	-	-	-	-	-	-	-	-	-	-	-	-	-	-	-	-	-	-	-	-	-	-	-	-	-
IP4177	0.90-	24/06/2015	26/06/2015	14/07/2015	23/07/2015	-	-	-	-	-	-	-	-	-	-	-	-	-	-	-	-	-	-	-	-	-	-	-	-	-	-	-	-	-
IP4177	2.00-	24/06/2015	26/06/2015	14/07/2015	23/07/2015	-	-	-	-	-	-	-	-	-	-	-	-	-	-	-	-	-	-	-	-	-	-	-	-	-	-	-	-	-
IP4178	0.40-	24/06/2015	26/06/2015	14/07/2015	23/07/2015	-	-	-	-	-	-	-	-	-	-	-	-	-	-	-	-	-	-	-	-	-	-	-	-	-	-	-	-	-
IP4178	1.00-	24/06/2015	26/06/2015	14/07/2015	23/07/2015	-	-	-	-	-	-	-	-	-	-	-	-	-	-	-	-	-	-	-	-	-	-	-	-	-	-	-	-	-
IP4178	1.50-	24/06/2015	26/06/2015	14/07/2015	23/07/2015	-	-	-	-	-	-	-	-	-	-	-	-	-	-	-	-	-	-	-	-	-	-	-	-	-	-	-	-	-
IP4178	2.00-	24/06/2015	26/06/2015	14/07/2015	23/07/2015	-	-	-	-	-	-	-	-	-	-	-	-	-	-	-	-	-	-	-	-	-	-	-	-	-	-	-	-	-
IP4178	2.50-	24/06/2015	26/06/2015	14/07/2015	23/07/2015	-	-	-	-	-	-	-	-	-	-	-	-	-	-	-	-	-	-	-	-	-	-	-	-	-	-	-	-	-
IP4185	0.50-	26/06/2015	27/06/2015	14/07/2015	23/07/2015	-	-	-	-	-	-	-	-	-	-	-	-	-	-	-	-	-	-	-	-	-	-	-	-	-	-	-	-	-
IP4186	0.50-	25/06/2015	29/06/2015	15/07/2015	24/07/2015	-	-	-	-	-	-	-	-	-	-	-	-	-	-	-	-	-	-	-	-	-	-	-	-	-	-	-	-	-
IP4186	1.50-	25/06/2015	29/06/2015	15/07/2015	24/07/2015	-	-	-	-	-	-	-	-	-	-	-	-	-	-	-	-	-	-	-	-	-	-	-	-	-	-	-	-	-
IP4186	2.50-	25/06/2015	29/06/2015	15/07/2015	24/07/2015	-	-	-	-	-	-	-	-	-	-	-	-	-	-	-	-	-	-	-	-	-	-	-	-	-	-	-	-	-
IP4186	3.50-	25/06/2015	29/06/2015	15/07/2015	24/07/2015	-	-	-	-	-	-	-	-	-	-	-	-	-	-	-	-	-	-	-	-	-	-	-	-	-	-	-	-	-
IP4186	4.50-	25/06/2015	29/06/2015	15/07/2015	24/07/2015	-	-	-	-	-	-	-	-	-	-	-	-	-	-	-	-	-	-	-	-	-	-	-	-	-	-	-	-	-
IP4187	0.50-	26/06/2015	27/06/2015	14/07/2015	23/07/2015	-	-	-	-	-	-	-	-	-	-	-	-	-	-	-	-	-	-	-	-	-	-	-	-	-	-	-	-	-
IP4187	1.50-	26/06/2015	27/06/2015	14/07/2015	23/07/2015	-	-	-	-	-	-	-	-	-	-	-	-	-	-	-	-	-	-	-	-	-	-	-	-	-	-	-	-	-
IP4187	2.50-	26/06/2015	27/06/2015	14/07/2015	23/07/2015	-	-	-	-	-	-	-	-	-	-	-	-	-	-	-	-	-	-	-	-	-	-	-	-	-	-	-	-	-
IP4188	0.56-	25/06/2015	27/06/2015	15/07/2015	24/07/2015	-	-	-	-	-	-	-	-	-	-	-	-	-	-	-	-	-	-	-	-	-	-	-	-	-	-	-	-	-
IP4188	1.50-	25/06/2015	27/06/2015	15/07/2015	24/07/2015	-	-	-	-	-	-	-	-	-	-	-	-	-	-	-	-	-	-	-	-	-	-	-	-	-	-	-	-	-
IP4188	2.00-	25/06/2015	27/06/2015	15/07/2015	24/07/2015	-	-	-	-	-	-	-	-	-	-	-	-	-	-	-	-	-	-	-	-	-	-	-	-	-	-	-	-	-
IP4188	2.50-	25/06/2015	27/06/2015	15/07/2015	24/07/2015	-	-	-	-	-	-	-	-	-	-	-	-	-	-	-	-	-	-	-	-	-	-	-	-	-	-	-	-	-
IP4188	3.50-	25/06/2015	27/06/2015	15/07/2015	24/07/2015	-	-	-	-	-	-	-	-	-	-	-	-	-	-	-	-	-	-	-	-	-	-	-	-	-	-	-	-	-
IP4189	0.50-	26/06/2015	27/06/2015	14/07/2015	23/07/2015	-	-	-	-	-	-	-	-	-	-	-	-	-	-	-	-	-	-	-	-	-	-	-	-	-	-	-	-	-
IP4189	1.10-	26/06/2015	27/06/2015	14/07/2015	23/07/2015	-	-	-	-	-	-	-	-	-	-	-	-	-	-	-	-	-	-	-	-	-	-	-	-	-	-	-	-	-
IP4189	2.50-	26/06/2015	27/06/2015	14/07/2015	23/07/2015	-	-	-	-	-	-	-	-	-	-	-	-	-	-	-	-	-	-	-	-	-	-	-	-	-	-	-	-	-
IP4189	3.50-	26/06/2015	27/06/2015	14/07/2015	23/07/2015	-	-	-	-	-	-	-	-	-	-	-	-	-	-	-	-	-	-	-	-	-	-	-	-	-	-	-	-	-
IP4189	5.00-	26/06/2015	27/06/2015	14/07/2015	23/07/2015	-	-	-	-	-	-	-	-	-	-	-	-	-	-	-	-	-	-	-	-	-	-	-	-	-	-	-	-	-
IP4190	0.50-	25/06/2015	29/06/2015	15/07/2015	24/07/2015	-	-	-	-	-	-	-	-	-	-	-	-	-	-	-	-	-	-	-	-	-	-	-	-	-	-	-	-	-
IP4191	0.50-	25/06/2015	29/06/2015	15/07/2015	24/07/2015	-	-	-	-	-	-	-	-	-	-	-	-	-	-	-	-	-	-	-	-	-	-	-	-	-	-	-	-	-
IP4202	1.50-	25/06/2015	29/06/2015	15/07/2015	24/07/2015	-	-	-	-	-	-	-	-	-	-	-	-	-	-	-	-	-	-	-	-	-	-	-	-	-	-	-	-	-
IP4202	2.50-	25/06/2015	29/06/2015	15/07/2015	24/07/2015	-	-	-	-	-	-	-	-	-	-	-	-	-	-	-	-	-	-	-	-	-	-	-	-	-	-	-	-	-
IP4202	3.50-	25/06/2015	29/06/2015	15/07/2015	24/07/2015	-	-	-	-	-	-	-	-	-	-	-	-	-	-	-	-	-	-	-	-	-	-	-	-	-	-	-	-	-
IP4202	4.50-	25/06/2015	29/06/2015	15/07/2015	24/07/2015	-	-	-	-	-	-	-	-	-	-	-	-	-	-	-	-	-	-	-	-	-	-	-	-	-	-	-	-	-
IP4202	5.50-	25/06/2015	29/06/2015	15/07/2015	24/07/2015	-	-	-	-	-	-	-	-	-	-	-	-	-	-	-	-	-	-	-	-	-	-	-	-	-	-	-	-	-

Monitor Phase 68

						Phenanthrene	Pyrene	Naphthalene	Dibenzo(a,h)anthracene	TIC report	Bis(2-chloroisopropyl)ether (TIC)	Anthraquinone (TIC)	Aniline (TIC)	Biphenyl(TIC)	2,6-Dichlorophenol (TIC)	2,3,4,6-Tetrachlorophenol (TIC)
						Commercial 1% >1m										
						TM157	TM157	TM157	TM157	TM157	TM157	TM157	TM157	TM157	TM157	TM157
Customer Sample ID	Depth	Sampled Date	Sample Received Date	Final Instruction Date	Report Completed Date	µg/kg	µg/kg	µg/kg	µg/kg	-	-	-	-	-	-	-
						<100	<100	<100	<100							
IP4149	0.50-	21/07/2015	22/07/2015	04/08/2015	08/08/2015	-	-	-	-	-	-	-	-	-	-	-
IP4149	1.50-	21/07/2015	22/07/2015	04/08/2015	08/08/2015	-	-	-	-	-	-	-	-	-	-	-
IP4150	0.40-	23/06/2015	25/06/2015	08/07/2015	23/07/2015	-	-	-	-	-	-	-	-	-	-	-
IP4150	1.50-	23/06/2015	25/06/2015	08/07/2015	23/07/2015	-	-	-	-	-	-	-	-	-	-	-
IP4150	2.50-	23/06/2015	25/06/2015	08/07/2015	23/07/2015	-	-	-	-	-	-	-	-	-	-	-
IP4150	3.50-	23/06/2015	25/06/2015	08/07/2015	23/07/2015	-	-	-	-	-	-	-	-	-	-	-
IP4150	4.50-	23/06/2015	25/06/2015	08/07/2015	23/07/2015	-	-	-	-	-	-	-	-	-	-	-
IP4151	0.50-	23/06/2015	25/06/2015	08/07/2015	23/07/2015	-	-	-	-	-	-	-	-	-	-	-
IP4151	1.20-	23/06/2015	25/06/2015	08/07/2015	23/07/2015	-	-	-	-	-	-	-	-	-	-	-
IP4151	1.60-	23/06/2015	25/06/2015	08/07/2015	23/07/2015	-	-	-	-	-	-	-	-	-	-	-
IP4152	0.50-	24/06/2015	26/06/2015	14/07/2015	23/07/2015	-	-	-	-	-	-	-	-	-	-	-
IP4152	1.50-	24/06/2015	26/06/2015	14/07/2015	23/07/2015	-	-	-	-	-	-	-	-	-	-	-
IP4152	2.50-	24/06/2015	26/06/2015	14/07/2015	23/07/2015	-	-	-	-	-	-	-	-	-	-	-
IP4152	3.50-	24/06/2015	26/06/2015	14/07/2015	23/07/2015	-	-	-	-	-	-	-	-	-	-	-
IP4152	5.00-	24/06/2015	26/06/2015	14/07/2015	23/07/2015	-	-	-	-	-	-	-	-	-	-	-
IP4153	0.30-	14/07/2015	15/07/2015	29/07/2015	29/07/2015	-	-	-	-	-	-	-	-	-	-	-
IP4153	1.30-	14/07/2015	15/07/2015	29/07/2015	29/07/2015	-	-	-	-	-	-	-	-	-	-	-
IP4153	2.30-	14/07/2015	15/07/2015	29/07/2015	29/07/2015	-	-	-	-	-	-	-	-	-	-	-
IP4153	3.30-	14/07/2015	15/07/2015	29/07/2015	29/07/2015	-	-	-	-	-	-	-	-	-	-	-
IP4153	4.40-	14/07/2015	15/07/2015	29/07/2015	29/07/2015	-	-	-	-	-	-	-	-	-	-	-
IP4153	5.50-	14/07/2015	15/07/2015	29/07/2015	29/07/2015	-	-	-	-	-	-	-	-	-	-	-
IP4154	0.50-	14/07/2015	15/07/2015	29/07/2015	29/07/2015	-	-	-	-	-	-	-	-	-	-	-
IP4154	1.50-	14/07/2015	15/07/2015	29/07/2015	29/07/2015	-	-	-	-	-	-	-	-	-	-	-
IP4154	2.50-	14/07/2015	15/07/2015	29/07/2015	29/07/2015	-	-	-	-	-	-	-	-	-	-	-
IP4154	3.50-	14/07/2015	15/07/2015	29/07/2015	29/07/2015	-	-	-	-	-	-	-	-	-	-	-
IP4154	4.50-	14/07/2015	15/07/2015	29/07/2015	29/07/2015	-	-	-	-	-	-	-	-	-	-	-
IP4155	0.30-	15/07/2015	16/07/2015	16/07/2015	24/07/2015	-	-	-	-	-	-	-	-	-	-	-
IP4155	0.70-	15/07/2015	16/07/2015	16/07/2015	24/07/2015	-	-	-	-	-	-	-	-	-	-	-
IP4155	1.60-	15/07/2015	16/07/2015	16/07/2015	24/07/2015	-	-	-	-	-	-	-	-	-	-	-
IP4155	2.40-	15/07/2015	16/07/2015	16/07/2015	24/07/2015	-	-	-	-	-	-	-	-	-	-	-
IP4155	3.80-	15/07/2015	16/07/2015	16/07/2015	24/07/2015	-	-	-	-	-	-	-	-	-	-	-
IP4155	5.60-	15/07/2015	16/07/2015	16/07/2015	24/07/2015	-	-	-	-	-	-	-	-	-	-	-
IP4156	0.50-	15/07/2015	16/07/2015	16/07/2015	24/07/2015	-	-	-	-	-	-	-	-	-	-	-
IP4156	1.70-	15/07/2015	16/07/2015	16/07/2015	24/07/2015	-	-	-	-	-	-	-	-	-	-	-
IP4156	2.50-	15/07/2015	16/07/2015	16/07/2015	24/07/2015	-	-	-	-	-	-	-	-	-	-	-
IP4156	3.80-	15/07/2015	16/07/2015	16/07/2015	24/07/2015	-	-	-	-	-	-	-	-	-	-	-
IP4156	5.40-	15/07/2015	16/07/2015	16/07/2015	24/07/2015	-	-	-	-	-	-	-	-	-	-	-
IP4157	0.40-	15/07/2015	16/07/2015	16/07/2015	24/07/2015	-	-	-	-	-	-	-	-	-	-	-
IP4157	1.60-	15/07/2015	16/07/2015	16/07/2015	24/07/2015	-	-	-	-	-	-	-	-	-	-	-
IP4157	2.50-	15/07/2015	16/07/2015	16/07/2015	24/07/2015	-	-	-	-	-	-	-	-	-	-	-
IP4157	4.00-	15/07/2015	16/07/2015	16/07/2015	24/07/2015	-	-	-	-	-	-	-	-	-	-	-
IP4157	5.50-	15/07/2015	16/07/2015	16/07/2015	24/07/2015	-	-	-	-	-	-	-	-	-	-	-
IP4158	0.30-	14/07/2015	15/07/2015	29/07/2015	29/07/2015	-	-	-	-	-	-	-	-	-	-	-
IP4158	1.30-	14/07/2015	15/07/2015	29/07/2015	29/07/2015	-	-	-	-	-	-	-	-	-	-	-
IP4158	3.00-	14/07/2015	15/07/2015	29/07/2015	29/07/2015	-	-	-	-	-	-	-	-	-	-	-
IP4158	3.80-	14/07/2015	15/07/2015	29/07/2015	29/07/2015	-	-	-	-	-	-	-	-	-	-	-
IP4159	1.50-	14/07/2015	15/07/2015	29/07/2015	29/07/2015	-	-	-	-	-	-	-	-	-	-	-
IP4159	2.50-	14/07/2015	15/07/2015	29/07/2015	29/07/2015	-	-	-	-	-	-	-	-	-	-	-
IP4159	3.50-	14/07/2015	15/07/2015	29/07/2015	29/07/2015	-	-	-	-	-	-	-	-	-	-	-
IP4159	4.70-	14/07/2015	15/07/2015	29/07/2015	29/07/2015	-	-	-	-	-	-	-	-	-	-	-
IP4160	0.70-	24/06/2015	26/06/2015	14/07/2015	23/07/2015	-	-	-	-	-	-	-	-	-	-	-
IP4160	1.60-	24/06/2015	26/06/2015	14/07/2015	23/07/2015	-	-	-	-	-	-	-	-	-	-	-
IP4160	2.40-	24/06/2015	26/06/2015	14/07/2015	23/07/2015	-	-	-	-	-	-	-	-	-	-	-
IP4160	4.10-	24/06/2015	26/06/2015	14/07/2015	23/07/2015	-	-	-	-	-	-	-	-	-	-	-
IP4161	0.50-	23/06/2015	25/06/2015	08/07/2015	23/07/2015	-	-	-	-	-	-	-	-	-	-	-
IP4161	1.20-	23/06/2015	25/06/2015	08/07/2015	23/07/2015	-	-	-	-	-	-	-	-	-	-	-
IP4161	2.50-	23/06/2015	25/06/2015	08/07/2015	23/07/2015	-	-	-	-	-	-	-	-	-	-	-
IP4161	3.50-	23/06/2015	25/06/2015	08/07/2015	23/07/2015	-	-	-	-	-	-	-	-	-	-	-
IP4161	4.50-	23/06/2015	25/06/2015	08/07/2015	23/07/2015	-	-	-	-	-	-	-	-	-	-	-
IP4162	0.50-	24/06/2015	26/06/2015	14/07/2015	23/07/2015	-	-	-	-	-	-	-	-	-	-	-
IP4162	1.50-	24/06/2015	26/06/2015	14/07/2015	23/07/2015	-	-	-	-	-	-	-	-	-	-	-
IP4163	0.50-	22/07/2015	23/07/2015	23/07/2015	31/07/2015	-	-	-	-	-	-	-	-	-	-	-
IP4164	0.40-	22/07/2015	23/07/2015	23/07/2015	31/07/2015	-	-	-	-	-	-	-	-	-	-	-
IP4164	1.50-	22/07/2015	23/07/2015	23/07/2015	31/07/2015	-	-	-	-	-	-	-	-	-	-	-
IP4164	2.80-	22/07/2015	23/07/2015	23/07/2015	31/07/2015	-	-	-	-	-	-	-	-	-	-	-
IP4164	3.70-	22/07/2015	23/07/2015	23/07/2015	31/07/2015	-	-	-	-	-	-	-	-	-	-	-
IP4164	5.40-	22/07/2015	23/07/2015	23/07/2015	31/07/2015	-	-	-	-	-	-	-	-	-	-	-
IP4165	0.50-	23/06/2015	25/06/2015	08/07/2015	23/07/2015	-	-	-	-	-	-	-	-	-	-	-
IP4165	1.60-	23/06/2015	25/06/2015	08/07/2015	23/07/2015	-	-	-	-	-	-	-	-	-	-	-
IP4165	2.00-	23/06/2015	25/06/2015	08/07/2015	23/07/2015	-	-	-	-	-	-	-	-	-	-	-
IP4165	3.00-	23/06/2015	25/06/2015	08/07/2015	23/07/2015	-	-	-	-	-	-	-	-	-	-	-
IP4165	4.00-	23/06/2015	25/06/2015	08/07/2015	23/07/2015	-	-	-	-	-	-	-	-	-	-	-
IP4166	0.50-	24/06/2015	26/06/2015	14/07/2015	23/07/2015	-	-	-	-	-	-	-	-	-	-	-
IP4166	1.10-	24/06/2015	26/06/2015	14/07/2015	23/07/2015	-	-	-	-	-	-	-	-	-	-	-
IP4166	2.40-	24/06/2015	26/06/2015	14/07/2015	23/07/2015	-	-	-	-	-	-	-	-	-	-	-
IP4166	3.40-	24/06/2015	26/06/2015	14/07/2015	23/07/2015	-	-	-	-	-	-	-	-	-	-	-
IP4167	0.50-	24/06/2015	26/06/2015	14/07/2015	23/07/2015	-	-	-	-	-	-	-	-	-	-	-
IP4167	1.00-	24/06/2015	26/06/2015	14/07/2015	23/07/2015	-	-	-	-	-	-	-	-	-	-	-
IP4167	1.50-	24/06/2015	26/06/2015	14/07/2015	23/07/2015	-	-	-	-	-	-	-	-	-	-	-
IP4167	2.50-	24/06/2015	26/06/2015	14/07/2015	23/07/2015	-	-	-	-	-	-	-	-	-	-	-
IP4167	3.00-	24/06/2015	26/06/2015	14/07/2015	23/07/2015	-	-	-	-	-	-	-	-	-	-	-
IP4168	0.50-	20/07/2015	21/07/2015	04/08/2015	10/08/2015	-	-	-	-	-	-	-	-	-	-	-
IP4168	1.50-	20/07/2015	21/07/2015	04/08/2015	10/08/2015	619	114	<100	<100	Detected	Not Detected	Not Detected	Not Detected	Not Detected	Not Detected	Not Detected
IP4168	2.50-	20/07/2015	21/07/2015	04/08/2015	10/08/2015	182	<100	<100	<100	Detected	Not Detected	Not Detected	Not Detected	Not Detected	Not Detected	Not Detected
IP4168	3.50-	20/07/2015	21/07/2015	04/08/2015	10/08/2015	-	-	-	-	-	-	-	-	-	-	-
IP4168	4.50-	20/07/2015	21/07/2015	04/08/2015	10/08/2015	-	-	-	-	-	-	-	-	-	-	-
IP4169	0.50-	25/06/2015	27/06/2015	15/07/2015	24/07/2015	-	-	-	-	-	-	-	-	-	-	-
IP4169	1.50-	25/06/2015	29/06/2015	15/07/2015	24/07/2015	-	-	-	-	-	-	-	-	-	-	-
IP4169	2.50-	25/06/2015	29/06/2015	15/07/2015	24/07/2015	-	-	-	-	-	-	-	-	-	-	-
IP4169	3.50-	25/06/2015	29/06/2015	15/07/2015	24/07/2015	-	-	-	-	-	-	-	-	-	-	-
IP4169	5.50-	25/06/2015	29/06/2015	15/07/2015	24/07/2015	-	-	-	-	-	-	-	-	-	-	-
IP4170	0.50-	25/06/2015	27/06/2015	15/07/2015	24/07/2015	-	-	-	-	-	-	-	-	-	-	-
IP4170	1.30-	25/06/2015	27/06/2015	15/07/2015	24/07/2015	-	-	-	-	-	-	-	-	-	-	-
IP4170	2.20-	25/06/2015	27/06/2015	15/07/2015	24/07/2015	-	-	-	-	-	-	-	-	-	-	-
IP4170	3.30-	25/06/2015	27/06/2015	15/07/2015	24/07/2015	-	-	-	-	-	-	-	-	-	-	-
IP4171	0.50-	26/06/2015	27/06/2015	14/07/2015	23/07/2015	-	-	-	-	-	-	-	-	-	-	-
IP4171	1.50-	26/06/2015	27/06/2015	14/07/2015	23/07/2015	-	-	-	-	-	-	-	-	-	-	-
IP4171	2.50-	26/06/2015	27/06/2015	14/07/2015	23/07/2015	-	-	-	-	-	-	-	-	-	-	-
IP4171	3.50-	26/06/2015	27/06/2015	14/07/2015	23/07/2015	-	-	-	-	-	-	-	-	-	-	-
IP4171	4.50-	26/06/2015	27/06/2015	14/07/2015	23/07/2015	-	-	-	-	-	-	-	-	-	-	-
IP4172	0.50-	26/06/2015	27/06/2015	14/07/2015	23/07/2015	-	-	-	-	-	-	-	-	-	-	-
IP4172	1.50-	26/06/2015	27/06/2015	14/07/2015	23/07/2015	-	-	-	-	-	-	-	-	-	-	-
IP4172	2.50-	26/06/2015	27/06/2015	14/07/2015	23/07/2015	-	-	-	-	-	-	-	-	-	-	-
IP4172	3.50-	26/06/2015	27/06/2015	14/07/2015	23/07/2015	-	-	-	-	-	-	-	-	-	-	-
IP4172	4.50-	26/06/2015	27/06/2015	14/07/2015	23/07/2015	-	-	-	-	-	-	-	-	-	-	-
IP4173	0.30-	25/06/2015	27/06/2015	15/07/2015	24/07/2015	-	-	-	-	-	-	-	-	-	-	-
IP4173	1.50-	25/06/2015	27/06/2015	15/07/2015	24/07/2015	-	-	-	-	-	-	-	-	-	-	-
IP4173	2.00-	25/06/2015	27/06/2015	15/07/2015	24/07/2015	-	-	-	-	-	-	-	-	-	-	-
IP4173	3.50-	25/06/2015	27/06/2015	15/07/2015	24/07/2015	-	-	-	-	-	-	-	-	-	-	-
IP4173	4.50-	25/06/2015	27/06/2015	15/07/2015	24/07/2015	-	-	-	-	-	-	-	-	-	-	-

Monitor Phase 68

						Phenanthrene	Pyrene	Naphthalene	Dibenzo(a,h)anthracene	TIC report	Bis(2-chloroisopropyl)ether (TIC)	Anthraquinone (TIC)	Aniline (TIC)	Biphenyl(TIC)	2,6-Dichlorophenol (TIC)	2,3,4,6-Tetrachlorophenol (TIC)
						Commercial 1% >1m										
Customer Sample ID	Depth	Sampled Date	Sample Received Date	Final Instruction Date	Report Completed Date	TM157 µg/kg <100	TM157 µg/kg <100	TM157 µg/kg <100	TM157 µg/kg <100	TM157 -	TM157 -	TM157 -	TM157 -	TM157 -	TM157 -	TM157 -
IP4174	0.50-	25/06/2015	27/06/2015	15/07/2015	24/07/2015	-	-	-	-	-	-	-	-	-	-	-
IP4174	1.50-	25/06/2015	27/06/2015	15/07/2015	24/07/2015	-	-	-	-	-	-	-	-	-	-	-
IP4174	2.00-	25/06/2015	27/06/2015	15/07/2015	24/07/2015	-	-	-	-	-	-	-	-	-	-	-
IP4174	3.00-	25/06/2015	27/06/2015	15/07/2015	24/07/2015	-	-	-	-	-	-	-	-	-	-	-
IP4175	0.50-	25/06/2015	29/06/2015	15/07/2015	24/07/2015	-	-	-	-	-	-	-	-	-	-	-
IP4175	1.50-	25/06/2015	29/06/2015	15/07/2015	24/07/2015	-	-	-	-	-	-	-	-	-	-	-
IP4175	3.20-	25/06/2015	29/06/2015	15/07/2015	24/07/2015	-	-	-	-	-	-	-	-	-	-	-
IP4175	4.50-	25/06/2015	29/06/2015	15/07/2015	24/07/2015	-	-	-	-	-	-	-	-	-	-	-
IP4175	5.50-	25/06/2015	29/06/2015	15/07/2015	24/07/2015	-	-	-	-	-	-	-	-	-	-	-
IP4176	0.50-	20/07/2015	21/07/2015	04/08/2015	10/08/2015	-	-	-	-	-	-	-	-	-	-	-
IP4176	1.50-	20/07/2015	21/07/2015	04/08/2015	10/08/2015	-	-	-	-	-	-	-	-	-	-	-
IP4176	2.50-	20/07/2015	21/07/2015	04/08/2015	10/08/2015	-	-	-	-	-	-	-	-	-	-	-
IP4176	3.50-	20/07/2015	21/07/2015	04/08/2015	10/08/2015	-	-	-	-	-	-	-	-	-	-	-
IP4176	4.50-	20/07/2015	21/07/2015	04/08/2015	10/08/2015	-	-	-	-	-	-	-	-	-	-	-
IP4177	0.50-	24/06/2015	26/06/2015	14/07/2015	23/07/2015	-	-	-	-	-	-	-	-	-	-	-
IP4177	0.90-	24/06/2015	26/06/2015	14/07/2015	23/07/2015	-	-	-	-	-	-	-	-	-	-	-
IP4177	2.00-	24/06/2015	26/06/2015	14/07/2015	23/07/2015	-	-	-	-	-	-	-	-	-	-	-
IP4178	0.40-	24/06/2015	26/06/2015	14/07/2015	23/07/2015	-	-	-	-	-	-	-	-	-	-	-
IP4178	1.00-	24/06/2015	26/06/2015	14/07/2015	23/07/2015	-	-	-	-	-	-	-	-	-	-	-
IP4178	1.50-	24/06/2015	26/06/2015	14/07/2015	23/07/2015	-	-	-	-	-	-	-	-	-	-	-
IP4178	2.00-	24/06/2015	26/06/2015	14/07/2015	23/07/2015	-	-	-	-	-	-	-	-	-	-	-
IP4178	2.50-	24/06/2015	26/06/2015	14/07/2015	23/07/2015	-	-	-	-	-	-	-	-	-	-	-
IP4185	0.50-	26/06/2015	27/06/2015	14/07/2015	23/07/2015	-	-	-	-	-	-	-	-	-	-	-
IP4186	0.50-	25/06/2015	29/06/2015	15/07/2015	24/07/2015	-	-	-	-	-	-	-	-	-	-	-
IP4186	1.50-	25/06/2015	29/06/2015	15/07/2015	24/07/2015	-	-	-	-	-	-	-	-	-	-	-
IP4186	2.50-	25/06/2015	29/06/2015	15/07/2015	24/07/2015	-	-	-	-	-	-	-	-	-	-	-
IP4186	3.50-	25/06/2015	29/06/2015	15/07/2015	24/07/2015	-	-	-	-	-	-	-	-	-	-	-
IP4186	4.50-	25/06/2015	29/06/2015	15/07/2015	24/07/2015	-	-	-	-	-	-	-	-	-	-	-
IP4187	0.50-	26/06/2015	27/06/2015	14/07/2015	23/07/2015	-	-	-	-	-	-	-	-	-	-	-
IP4187	1.50-	26/06/2015	27/06/2015	14/07/2015	23/07/2015	-	-	-	-	-	-	-	-	-	-	-
IP4187	2.50-	26/06/2015	27/06/2015	14/07/2015	23/07/2015	-	-	-	-	-	-	-	-	-	-	-
IP4188	0.56-	25/06/2015	27/06/2015	15/07/2015	24/07/2015	-	-	-	-	-	-	-	-	-	-	-
IP4188	1.50-	25/06/2015	27/06/2015	15/07/2015	24/07/2015	-	-	-	-	-	-	-	-	-	-	-
IP4188	2.00-	25/06/2015	27/06/2015	15/07/2015	24/07/2015	-	-	-	-	-	-	-	-	-	-	-
IP4188	2.50-	25/06/2015	27/06/2015	15/07/2015	24/07/2015	-	-	-	-	-	-	-	-	-	-	-
IP4188	3.50-	25/06/2015	27/06/2015	15/07/2015	24/07/2015	-	-	-	-	-	-	-	-	-	-	-
IP4189	0.50-	26/06/2015	27/06/2015	14/07/2015	23/07/2015	-	-	-	-	-	-	-	-	-	-	-
IP4189	1.10-	26/06/2015	27/06/2015	14/07/2015	23/07/2015	-	-	-	-	-	-	-	-	-	-	-
IP4189	2.50-	26/06/2015	27/06/2015	14/07/2015	23/07/2015	-	-	-	-	-	-	-	-	-	-	-
IP4189	3.50-	26/06/2015	27/06/2015	14/07/2015	23/07/2015	-	-	-	-	-	-	-	-	-	-	-
IP4189	5.00-	26/06/2015	27/06/2015	14/07/2015	23/07/2015	-	-	-	-	-	-	-	-	-	-	-
IP4190	0.50-	25/06/2015	29/06/2015	15/07/2015	24/07/2015	-	-	-	-	-	-	-	-	-	-	-
IP4191	0.50-	25/06/2015	29/06/2015	15/07/2015	24/07/2015	-	-	-	-	-	-	-	-	-	-	-
IP4202	1.50-	25/06/2015	29/06/2015	15/07/2015	24/07/2015	-	-	-	-	-	-	-	-	-	-	-
IP4202	2.50-	25/06/2015	29/06/2015	15/07/2015	24/07/2015	-	-	-	-	-	-	-	-	-	-	-
IP4202	3.50-	25/06/2015	29/06/2015	15/07/2015	24/07/2015	-	-	-	-	-	-	-	-	-	-	-
IP4202	4.50-	25/06/2015	29/06/2015	15/07/2015	24/07/2015	-	-	-	-	-	-	-	-	-	-	-
IP4202	5.50-	25/06/2015	29/06/2015	15/07/2015	24/07/2015	-	-	-	-	-	-	-	-	-	-	-

Monitor Phase 68

Customer Sample ID	Depth	Sampled Date	Sample Received Date	Final Instruction Date	Report Completed Date	Dibromofluoromethane**	Toluene-d8**	4-Bromofluorobenzene**	Dichlorodifluoromethane	Chloromethane	Vinyl Chloride	Bromomethane	Chloroethane	Trichlorofluorormethane	1,1-Dichloroethene	Carbon Disulphide	Dichloromethane	Methyl Tertiary Butyl Ether	trans-1,2-Dichloroethene	1,1-Dichloroethane	cis-1,2-Dichloroethene	2,2-Dichloropropane	Bromochloromethane	Chloroform	1,1,1-Trichloroethane	1,1-Dichloropropene	Carbontetrachloride	1,2-Dichloroethane	Benzene	Trichloroethene
					Commercial 1% >1m						**154**						**665000**		**53400**		**35100**				**3250000**		**7340**	**650**	**5000**	**28000**
						TM116	TM116	TM116	TM116	TM116	TM116	TM116	TM116	TM116	TM116	TM116	TM116	TM116	TM116	TM116	TM116	TM116	TM116	TM116	TM116	TM116	TM116	TM116	TM116	TM116
						%	%	%	µg/kg	µg/kg	µg/kg	µg/kg	µg/kg	µg/kg	µg/kg	µg/kg	µg/kg	µg/kg	µg/kg	µg/kg	µg/kg	µg/kg	µg/kg	µg/kg	µg/kg	µg/kg	µg/kg	µg/kg	µg/kg	µg/kg
									<6	<7	<6	<10	<10	<6	<10	<7	<10	<10	<10	<8	<6	<10	<10	<8	<7	<10	<10	<5	<9	<9
IP4149	0.50-	21/07/2015	22/07/2015	04/08/2015	08/08/2015	-	-	-	-	-	-	-	-	-	-	-	-	-	-	-	-	-	-	-	-	-	-	-	-	-
IP4149	1.50-	21/07/2015	22/07/2015	04/08/2015	08/08/2015	-	-	-	-	-	-	-	-	-	-	-	-	-	-	-	-	-	-	-	-	-	-	-	-	-
IP4150	0.40-	23/06/2015	25/06/2015	08/07/2015	23/07/2015	-	-	-	-	-	-	-	-	-	-	-	-	-	-	-	-	-	-	-	-	-	-	-	-	-
IP4150	1.50-	23/06/2015	25/06/2015	08/07/2015	23/07/2015	-	-	-	-	-	-	-	-	-	-	-	-	-	-	-	-	-	-	-	-	-	-	-	-	-
IP4150	2.50-	23/06/2015	25/06/2015	08/07/2015	23/07/2015	-	-	-	-	-	-	-	-	-	-	-	-	-	-	-	-	-	-	-	-	-	-	-	-	-
IP4150	3.50-	23/06/2015	25/06/2015	08/07/2015	23/07/2015	-	-	-	-	-	-	-	-	-	-	-	-	-	-	-	-	-	-	-	-	-	-	-	-	-
IP4150	4.50-	23/06/2015	25/06/2015	08/07/2015	23/07/2015	-	-	-	-	-	-	-	-	-	-	-	-	-	-	-	-	-	-	-	-	-	-	-	-	-
IP4151	0.50-	23/06/2015	25/06/2015	08/07/2015	23/07/2015	-	-	-	-	-	-	-	-	-	-	-	-	-	-	-	-	-	-	-	-	-	-	-	-	-
IP4151	1.20-	23/06/2015	25/06/2015	08/07/2015	23/07/2015	-	-	-	-	-	-	-	-	-	-	-	-	-	-	-	-	-	-	-	-	-	-	-	-	-
IP4151	1.60-	23/06/2015	25/06/2015	08/07/2015	23/07/2015	-	-	-	-	-	-	-	-	-	-	-	-	-	-	-	-	-	-	-	-	-	-	-	-	-
IP4152	0.50-	24/06/2015	26/06/2015	14/07/2015	23/07/2015	-	-	-	-	-	-	-	-	-	-	-	-	-	-	-	-	-	-	-	-	-	-	-	-	-
IP4152	1.50-	24/06/2015	26/06/2015	14/07/2015	23/07/2015	-	-	-	-	-	-	-	-	-	-	-	-	-	-	-	-	-	-	-	-	-	-	-	-	-
IP4152	2.50-	24/06/2015	26/06/2015	14/07/2015	23/07/2015	-	-	-	-	-	-	-	-	-	-	-	-	-	-	-	-	-	-	-	-	-	-	-	-	-
IP4152	3.50-	24/06/2015	26/06/2015	14/07/2015	23/07/2015	-	-	-	-	-	-	-	-	-	-	-	-	-	-	-	-	-	-	-	-	-	-	-	-	-
IP4152	5.00-	24/06/2015	26/06/2015	14/07/2015	23/07/2015	-	-	-	-	-	-	-	-	-	-	-	-	-	-	-	-	-	-	-	-	-	-	-	-	-
IP4153	0.30-	14/07/2015	15/07/2015	29/07/2015	29/07/2015	-	-	-	-	-	-	-	-	-	-	-	-	-	-	-	-	-	-	-	-	-	-	-	-	-
IP4153	1.30-	14/07/2015	15/07/2015	29/07/2015	29/07/2015	-	-	-	-	-	-	-	-	-	-	-	-	-	-	-	-	-	-	-	-	-	-	-	-	-
IP4153	2.30-	14/07/2015	15/07/2015	29/07/2015	29/07/2015	-	-	-	-	-	-	-	-	-	-	-	-	-	-	-	-	-	-	-	-	-	-	-	-	-
IP4153	3.30-	14/07/2015	15/07/2015	29/07/2015	29/07/2015	-	-	-	-	-	-	-	-	-	-	-	-	-	-	-	-	-	-	-	-	-	-	-	-	-
IP4153	4.40-	14/07/2015	15/07/2015	29/07/2015	29/07/2015	-	-	-	-	-	-	-	-	-	-	-	-	-	-	-	-	-	-	-	-	-	-	-	-	-
IP4153	5.50-	14/07/2015	15/07/2015	29/07/2015	29/07/2015	-	-	-	-	-	-	-	-	-	-	-	-	-	-	-	-	-	-	-	-	-	-	-	-	-
IP4154	0.50-	14/07/2015	15/07/2015	29/07/2015	29/07/2015	-	-	-	-	-	-	-	-	-	-	-	-	-	-	-	-	-	-	-	-	-	-	-	-	-
IP4154	1.50-	14/07/2015	15/07/2015	29/07/2015	29/07/2015	-	-	-	-	-	-	-	-	-	-	-	-	-	-	-	-	-	-	-	-	-	-	-	-	-
IP4154	2.50-	14/07/2015	15/07/2015	29/07/2015	29/07/2015	-	-	-	-	-	-	-	-	-	-	-	-	-	-	-	-	-	-	-	-	-	-	-	-	-
IP4154	3.50-	14/07/2015	15/07/2015	29/07/2015	29/07/2015	-	-	-	-	-	-	-	-	-	-	-	-	-	-	-	-	-	-	-	-	-	-	-	-	-
IP4154	4.50-	14/07/2015	15/07/2015	29/07/2015	29/07/2015	-	-	-	-	-	-	-	-	-	-	-	-	-	-	-	-	-	-	-	-	-	-	-	-	-
IP4155	0.30-	15/07/2015	16/07/2015	16/07/2015	24/07/2015	-	-	-	-	-	-	-	-	-	-	-	-	-	-	-	-	-	-	-	-	-	-	-	-	-
IP4155	0.70-	15/07/2015	16/07/2015	16/07/2015	24/07/2015	-	-	-	-	-	-	-	-	-	-	-	-	-	-	-	-	-	-	-	-	-	-	-	-	-
IP4155	1.60-	15/07/2015	16/07/2015	16/07/2015	24/07/2015	-	-	-	-	-	-	-	-	-	-	-	-	-	-	-	-	-	-	-	-	-	-	-	-	-
IP4155	2.40-	15/07/2015	16/07/2015	16/07/2015	24/07/2015	-	-	-	-	-	-	-	-	-	-	-	-	-	-	-	-	-	-	-	-	-	-	-	-	-
IP4155	3.80-	15/07/2015	16/07/2015	16/07/2015	24/07/2015	-	-	-	-	-	-	-	-	-	-	-	-	-	-	-	-	-	-	-	-	-	-	-	-	-
IP4155	5.60-	15/07/2015	16/07/2015	16/07/2015	24/07/2015	-	-	-	-	-	-	-	-	-	-	-	-	-	-	-	-	-	-	-	-	-	-	-	-	-
IP4156	0.50-	15/07/2015	16/07/2015	16/07/2015	24/07/2015	-	-	-	-	-	-	-	-	-	-	-	-	-	-	-	-	-	-	-	-	-	-	-	-	-
IP4156	1.70-	15/07/2015	16/07/2015	16/07/2015	24/07/2015	-	-	-	-	-	-	-	-	-	-	-	-	-	-	-	-	-	-	-	-	-	-	-	-	-
IP4156	2.50-	15/07/2015	16/07/2015	16/07/2015	24/07/2015	-	-	-	-	-	-	-	-	-	-	-	-	-	-	-	-	-	-	-	-	-	-	-	-	-
IP4156	3.80-	15/07/2015	16/07/2015	16/07/2015	24/07/2015	-	-	-	-	-	-	-	-	-	-	-	-	-	-	-	-	-	-	-	-	-	-	-	-	-
IP4156	5.40-	15/07/2015	16/07/2015	16/07/2015	24/07/2015	-	-	-	-	-	-	-	-	-	-	-	-	-	-	-	-	-	-	-	-	-	-	-	-	-
IP4157	0.40-	15/07/2015	16/07/2015	16/07/2015	24/07/2015	-	-	-	-	-	-	-	-	-	-	-	-	-	-	-	-	-	-	-	-	-	-	-	-	-
IP4157	1.60-	15/07/2015	16/07/2015	16/07/2015	24/07/2015	-	-	-	-	-	-	-	-	-	-	-	-	-	-	-	-	-	-	-	-	-	-	-	-	-
IP4157	2.50-	15/07/2015	16/07/2015	16/07/2015	24/07/2015	-	-	-	-	-	-	-	-	-	-	-	-	-	-	-	-	-	-	-	-	-	-	-	-	-
IP4157	4.00-	15/07/2015	16/07/2015	16/07/2015	24/07/2015	-	-	-	-	-	-	-	-	-	-	-	-	-	-	-	-	-	-	-	-	-	-	-	-	-
IP4157	5.50-	15/07/2015	16/07/2015	16/07/2015	24/07/2015	-	-	-	-	-	-	-	-	-	-	-	-	-	-	-	-	-	-	-	-	-	-	-	-	-
IP4158	0.30-	14/07/2015	15/07/2015	29/07/2015	29/07/2015	-	-	-	-	-	-	-	-	-	-	-	-	-	-	-	-	-	-	-	-	-	-	-	-	-
IP4158	1.30-	14/07/2015	15/07/2015	29/07/2015	29/07/2015	-	-	-	-	-	-	-	-	-	-	-	-	-	-	-	-	-	-	-	-	-	-	-	-	-
IP4158	3.00-	14/07/2015	15/07/2015	29/07/2015	29/07/2015	-	-	-	-	-	-	-	-	-	-	-	-	-	-	-	-	-	-	-	-	-	-	-	-	-
IP4158	3.80-	14/07/2015	15/07/2015	29/07/2015	29/07/2015	-	-	-	-	-	-	-	-	-	-	-	-	-	-	-	-	-	-	-	-	-	-	-	-	-
IP4159	1.50-	14/07/2015	15/07/2015	29/07/2015	29/07/2015	-	-	-	-	-	-	-	-	-	-	-	-	-	-	-	-	-	-	-	-	-	-	-	-	-
IP4159	2.50-	14/07/2015	15/07/2015	29/07/2015	29/07/2015	-	-	-	-	-	-	-	-	-	-	-	-	-	-	-	-	-	-	-	-	-	-	-	-	-
IP4159	3.50-	14/07/2015	15/07/2015	29/07/2015	29/07/2015	-	-	-	-	-	-	-	-	-	-	-	-	-	-	-	-	-	-	-	-	-	-	-	-	-
IP4159	4.70-	14/07/2015	15/07/2015	29/07/2015	29/07/2015	-	-	-	-	-	-	-	-	-	-	-	-	-	-	-	-	-	-	-	-	-	-	-	-	-
IP4160	0.70-	24/06/2015	26/06/2015	14/07/2015	23/07/2015	114	101	96.7	<60	<70	<60	<100	<100	<60	<100	<70	<100	<100	<100	<80	<60	<100	<100	<80	<70	<100	<100	<50	<90	<90
IP4160	1.60-	24/06/2015	26/06/2015	14/07/2015	23/07/2015	107	99	91.4	<60	<70	<60	<100	<100	<60	<100	<70	<100	<100	<100	<80	<60	<100	<100	<80	<70	<100	<100	<50	<90	<90
IP4160	2.40-	24/06/2015	26/06/2015	14/07/2015	23/07/2015	115	101	77.6	<6	<7	<6	<10	<10	<6	<10	<7	<10	<10	<10	<8	<6	<10	<10	<8	<7	<10	<10	<5	18.9	<9
IP4160	4.10-	24/06/2015	26/06/2015	14/07/2015	23/07/2015	121	103	84.1	<6	<7	<6	<10	<10	<6	<10	<7	<10	<10	<10	<8	<6	<10	<10	<8	<7	<10	<10	<5	<9	<9
IP4161	0.50-	23/06/2015	25/06/2015	08/07/2015	23/07/2015	-	-	-	-	-	-	-	-	-	-	-	-	-	-	-	-	-	-	-	-	-	-	-	-	-
IP4161	1.20-	23/06/2015	25/06/2015	08/07/2015	23/07/2015	-	-	-	-	-	-	-	-	-	-	-	-	-	-	-	-	-	-	-	-	-	-	-	-	-
IP4161	2.50-	23/06/2015	25/06/2015	08/07/2015	23/07/2015	-	-	-	-	-	-	-	-	-	-	-	-	-	-	-	-	-	-	-	-	-	-	-	-	-
IP4161	3.50-	23/06/2015	25/06/2015	08/07/2015	23/07/2015	-	-	-	-	-	-	-	-	-	-	-	-	-	-	-	-	-	-	-	-	-	-	-	-	-
IP4161	4.50-	23/06/2015	25/06/2015	08/07/2015	23/07/2015	-	-	-	-	-	-	-	-	-	-	-	-	-	-	-	-	-	-	-	-	-	-	-	-	-
IP4162	0.50-	24/06/2015	26/06/2015	14/07/2015	23/07/2015	-	-	-	-	-	-	-	-	-	-	-	-	-	-	-	-	-	-	-	-	-	-	-	-	-
IP4162	1.50-	24/06/2015	26/06/2015	14/07/2015	23/07/2015	-	-	-	-	-	-	-	-	-	-	-	-	-	-	-	-	-	-	-	-	-	-	-	-	-
IP4163	0.50-	22/07/2015	23/07/2015	23/07/2015	31/07/2015	-	-	-	-	-	-	-	-	-	-	-	-	-	-	-	-	-	-	-	-	-	-	-	-	-
IP4164	0.40-	22/07/2015	23/07/2015	23/07/2015	31/07/2015	-	-	-	-	-	-	-	-	-	-	-	-	-	-	-	-	-	-	-	-	-	-	-	-	-
IP4164	1.50-	22/07/2015	23/07/2015	23/07/2015	31/07/2015	-	-	-	-	-	-	-	-	-	-	-	-	-	-	-	-	-	-	-	-	-	-	-	-	-
IP4164	2.80-	22/07/2015	23/07/2015	23/07/2015	31/07/2015	-	-	-	-	-	-	-	-	-	-	-	-	-	-	-	-	-	-	-	-	-	-	-	-	-
IP4164	3.70-	22/07/2015	23/07/2015	23/07/2015	31/07/2015	-	-	-	-	-	-	-	-	-	-	-	-	-	-	-	-	-	-	-	-	-	-	-	-	-
IP4164	5.40-	22/07/2015	23/07/2015	23/07/2015	31/07/2015	-	-	-	-	-	-	-	-	-	-	-	-	-	-	-	-	-	-	-	-	-	-	-	-	-
IP4165	0.50-	23/06/2015	25/06/2015	08/07/2015	23/07/2015	-	-	-	-	-	-	-	-	-	-	-	-	-	-	-	-	-	-	-	-	-	-	-	-	-
IP4165	1.60-	23/06/2015	25/06/2015	08/07/2015	23/07/2015	-	-	-	-	-	-	-	-	-	-	-	-	-	-	-	-	-	-	-	-	-	-	-	-	-
IP4165	2.00-	23/06/2015	25/06/2015	08/07/2015	23/07/2015	-	-	-	-	-	-	-	-	-	-	-	-	-	-	-	-	-	-	-	-	-	-	-	-	-
IP4165	3.00-	23/06/2015	25/06/2015	08/07/2015	23/07/2015	-	-	-	-	-	-	-	-	-	-	-	-	-	-	-	-	-	-	-	-	-	-	-	-	-
IP4165	4.00-	23/06/2015	25/06/2015	08/07/2015	23/07/2015	-	-	-	-	-	-	-	-	-	-	-	-	-	-	-	-	-	-	-	-	-	-	-	-	-
IP4166	0.50-	24/06/2015	26/06/2015	14/07/2015	23/07/2015	111	100	90.8	<60	<70	<60	<100	<100	<60	<100	<70	<100	<100	<100	<80	<60	<100	<100	<80	<70	<100	<100	<50	<90	<90
IP4166	1.10-	24/06/2015	26/06/2015	14/07/2015	23/07/2015	111	101	94.4	<60	<70	<60	<100	<100	<60	<100	<70	<100	<100	<100	<80	<60	<100	<100	<80	<70	<100	<100	<50	155	<90
IP4166	2.40-	24/06/2015	26/06/2015	14/07/2015	23/07/2015	107	99.9	94.2	<60	<70	<60	<100	<100	<60	<100	<70	<100	<100	<100	<80	<60	<100	<100	<80	<70	<100	<100	<50	3550	<90
IP4166	3.40-	24/06/2015	26/06/2015	14/07/2015	23/07/2015	116	100	72.2	<6	<7	<6	<10	<10	<6	<10	<7	<10	<10	<10	<8	<6	<10	<10	<8	<7	<10	<10	<5	55.4	<9
IP4167	0.50-	24/06/2015	26/06/2015	14/07/2015	23/07/2015	110	101	95.1	<60	<70	<60	<100	<100	<60	<100	<70	<100	<100	<100	<80	<60	<100	<100	<80	<70	<100	<100	<50	<90	<90
IP4167	1.00-	24/06/2015	26/06/2015	14/07/2015	23/07/2015	119	99.4	71.6	<6	<7	<6	<10	<10	<6	<10	<7	<10	<10	<10	<8	<6	<10	<10	<8	<7	<10	<10	<5	71.7	<9
IP4167	1.50-	24/06/2015	26/06/2015	14/07/2015	23/07/2015	122	102	84.1	<6	<7	<6	<10	<10	<6	<10	<7	<10	<10	<10	<8	<6	<10	<10	<8	<7	<10	<10	<5	178	<9
IP4167	2.50-	24/06/2015	26/06/2015	14/07/2015	23/07/2015	130	100	78.6	<6	<7	<6	<10	<10	<6	<10	<7	<10	<10	<10	<8	<6	<10	<10	<8	<7	<10	<10	<5	<9	<9
IP4167	3.00-	24/06/2015	26/06/2015	14/07/2015	23/07/2015	120	102	81.3	<6	<7	<6	<10	<10	<6	<10	<7	<10	<10	<10	<8	<6	<10	<10	<8	<7	<10	<10	<5	54	<9
IP4168	0.50-	20/07/2015	21/07/2015	04/08/2015	10/08/2015	-	-	-	-	-	-	-	-	-	-	-	-	-	-	-	-	-	-	-	-	-	-	-	-	-
IP4168	1.50-	20/07/2015	21/07/2015	04/08/2015	10/08/2015	110	94.3	90.7	<60	<70	<60	<100	<100	<60	<100	<70	<100	<100	<100	<80	<60	<100	<100	<80	<70	<100	<100	<50	<90	<90
IP4168	2.50-	20/07/2015	21/07/2015	04/08/2015	10/08/2015	114	96.4	87.1	<6	<7	<6	<10	<10	<6	<10	<7	<10	<10	<10	<8	<6	<10	<10	<8	<7	<10	<10	<5	266	<9
IP4168	3.50-	20/07/2015	21/07/2015	04/08/2015	10/08/2015	-	-	-	-	-	-	-	-	-	-	-	-	-	-	-	-	-	-	-	-	-	-	-	-	-
IP4168	4.50-	20/07/2015	21/07/2015	04/08/2015	10/08/2015	-	-	-	-	-	-	-	-	-	-	-	-	-	-	-	-	-	-	-	-	-	-	-	-	-
IP4169	0.50-	25/06/2015	27/06/2015	15/07/2015	24/07/2015	-	-	-	-	-	-	-	-	-	-	-	-	-	-	-	-	-	-	-	-	-	-	-	-	-
IP4169	1.50-	25/06/2015	29/06/2015	15/07/2015	24/07/2015	-	-	-	-	-	-	-	-	-	-	-	-	-	-	-	-	-	-	-	-	-	-	-	-	-
IP4169	2.50-	25/06/2015	29/06/2015	15/07/2015	24/07/2015	-	-	-	-	-	-	-	-	-	-	-	-	-	-	-	-	-	-	-	-	-	-	-	-	-
IP4169	3.50-	25/06/2015	29/06/2015	15/07/2015	24/07/2015	-	-	-	-	-	-	-	-	-	-	-	-	-	-	-	-	-	-	-	-	-	-	-	-	-
IP4169	5.50-	25/06/2015	29/06/2015	15/07/2015	24/07/2015	-	-	-	-	-	-	-	-	-	-	-	-	-	-	-	-	-	-	-	-	-	-	-	-	-
IP4170	0.50-	25/06/2015	27/06/2015	15/07/2015	24/07/2015	-	-	-	-	-	-	-	-	-	-	-	-	-	-	-	-	-	-	-	-	-	-	-	-	-
IP4170	1.30-	25/06/2015	27/06/2015	15/07/2015	24/07/2015	-	-	-	-	-	-	-	-	-	-	-	-	-	-	-	-	-	-	-	-	-	-	-	-	-
IP4170	2.20-	25/06/2015	27/06/2015	15/07/2015	24/07/2015	-	-	-	-	-	-	-	-	-	-	-	-	-	-	-	-	-	-	-	-	-	-	-	-	-
IP4170	3.30-	25/06/2015	27/06/2015	15/07/2015	24/07/2015	-	-	-	-	-	-	-	-	-	-	-	-	-	-	-	-	-	-	-	-	-	-	-	-	-
IP4171	0.50-	26/06/2015	27/06/2015	14/07/2015	23/07/2015	-	-	-	-	-	-	-	-	-	-	-	-	-	-	-	-	-	-	-	-	-	-	-	-	-
IP4171	1.50-	26/06/2015	27/06/2015	14/07/2015	23/07/2015	-	-	-	-	-	-	-	-	-	-	-	-	-	-	-	-	-	-	-	-	-	-	-	-	-
IP4171	2.50-	26/06/2015	27/06/2015	14/07/2015	23/07/2015	-	-	-	-	-	-	-	-	-	-	-	-	-	-	-	-	-	-	-	-	-	-	-	-	-
IP4171	3.50-	26/06/2015	27/06/2015	14/07/2015	23/07/2015	-	-	-	-	-	-	-	-	-	-	-	-	-	-	-	-	-	-	-	-	-	-	-	-	-
IP4171	4.50-	26/06/2015	27/06/2015	14/07/2015	23/07/2015	-	-	-	-	-	-	-	-	-	-	-	-	-	-	-	-	-	-	-	-	-	-	-	-	-
IP4172	0.50-	26/06/2015	27/06/2015	14/07/2015	23/07/2015	-	-	-	-	-	-	-	-	-	-	-	-	-	-	-	-	-	-	-	-	-	-	-	-	-
IP4172	1.50-	26/06/2015	27/06/2015	14/07/2015	23/07/2015	-	-	-	-	-	-	-	-	-	-	-	-	-	-	-	-	-	-	-	-	-	-	-	-	-
IP4172	2.50-	26/06/2015	27/06/2015	14/07/2015	23/07/2015	-	-	-	-	-	-	-	-	-	-	-	-	-	-	-	-	-	-	-	-	-	-	-	-	-
IP4172	3.50-	26/06/2015	27/06/2015	14/07/2015	23/07/2015	-	-	-	-	-	-	-	-	-	-	-	-	-	-	-	-	-	-	-	-	-	-	-	-	-
IP4172	4.50-	26/06/2015	27/06/2015	14/07/2015	23/07/2015	-	-	-	-	-	-	-	-	-	-	-	-	-	-	-	-	-	-	-	-	-	-	-	-	-
IP4173	0.30-	25/06/2015	27/06/2015	15/07/2015	24/07/2015	-	-	-	-	-	-	-	-	-	-	-	-	-	-	-	-	-	-	-	-	-	-	-	-	-
IP4173	1.50-	25/06/2015	27/06/2015	15/07/2015	24/07/2015	-	-	-	-	-	-	-	-	-	-	-	-	-	-	-	-	-	-	-	-	-	-	-	-	-
IP4173	2.00-	25/06/2015	27/06/2015	15/07/2015	24/07/2015	-	-	-	-	-	-	-	-	-	-	-	-	-	-	-	-	-	-	-	-	-	-	-	-	-
IP4173	3.50-	25/06/2015	27/06/2015	15/07/2015	24/07/2015	-	-	-	-	-	-	-	-	-	-	-	-	-	-	-	-	-	-	-	-	-	-	-	-	-
IP4173	4.50-	25/06/2015	27/06/2015	15/07/2015	24/07/2015	-	-	-	-	-	-	-	-	-	-	-	-	-	-	-	-	-	-	-	-	-	-	-	-	-

Monitor Phase 68

Customer Sample ID	Depth	Sampled Date	Sample Received Date	Final Instruction Date	Report Completed Date	Dibromofluoromethane**	Toluene-d8**	4-Bromofluorobenzene**	Dichlorodifluoromethane	Chloromethane	Vinyl Chloride	Bromomethane	Chloroethane	Trichlorofluoromethane	1,1-Dichloroethene	Carbon Disulphide	Dichloromethane	Methyl Tertiary Butyl Ether	trans-1,2-Dichloroethene	1,1-Dichloroethane	cis-1,2-Dichloroethene	2,2-Dichloropropane	Bromochloromethane	Chloroform	1,1,1-Trichloroethane	1,1-Dichloropropene	Carbontetrachloride	1,2-Dichloroethane	Benzene	Trichloroethene
				Commercial 1% >1m							154						665000		53400		35100				3250000			7340	650	5000	28000
						TM116	TM116	TM116	TM116	TM116	TM116	TM116	TM116	TM116	TM116	TM116	TM116	TM116	TM116	TM116	TM116	TM116	TM116	TM116	TM116	TM116	TM116	TM116	TM116	TM116	TM116
						%	%	%	µg/kg	µg/kg	µg/kg	µg/kg	µg/kg	µg/kg	µg/kg	µg/kg	µg/kg	µg/kg	µg/kg	µg/kg	µg/kg	µg/kg	µg/kg	µg/kg	µg/kg	µg/kg	µg/kg	µg/kg	µg/kg	µg/kg	µg/kg
				<6		<7	<6	<10	<10	<6	<10	<7	<10	<10	<10	<8	<6	<10	<10	<8	<7	<10	<10	<5	<9	<9				
IP4174	0.50-	25/06/2015	27/06/2015	15/07/2015	24/07/2015	-	-	-	-	-	-	-	-	-	-	-	-	-	-	-	-	-	-	-	-	-	-	-	-	-
IP4174	1.50-	25/06/2015	27/06/2015	15/07/2015	24/07/2015	-	-	-	-	-	-	-	-	-	-	-	-	-	-	-	-	-	-	-	-	-	-	-	-	-
IP4174	2.00-	25/06/2015	27/06/2015	15/07/2015	24/07/2015	-	-	-	-	-	-	-	-	-	-	-	-	-	-	-	-	-	-	-	-	-	-	-	-	-
IP4174	3.00-	25/06/2015	27/06/2015	15/07/2015	24/07/2015	-	-	-	-	-	-	-	-	-	-	-	-	-	-	-	-	-	-	-	-	-	-	-	-	-
IP4175	0.50-	25/06/2015	29/06/2015	15/07/2015	24/07/2015	-	-	-	-	-	-	-	-	-	-	-	-	-	-	-	-	-	-	-	-	-	-	-	-	-
IP4175	1.50-	25/06/2015	29/06/2015	15/07/2015	24/07/2015	-	-	-	-	-	-	-	-	-	-	-	-	-	-	-	-	-	-	-	-	-	-	-	-	-
IP4175	3.20-	25/06/2015	29/06/2015	15/07/2015	24/07/2015	-	-	-	-	-	-	-	-	-	-	-	-	-	-	-	-	-	-	-	-	-	-	-	-	-
IP4175	4.50-	25/06/2015	29/06/2015	15/07/2015	24/07/2015	-	-	-	-	-	-	-	-	-	-	-	-	-	-	-	-	-	-	-	-	-	-	-	-	-
IP4175	5.50-	25/06/2015	29/06/2015	15/07/2015	24/07/2015	-	-	-	-	-	-	-	-	-	-	-	-	-	-	-	-	-	-	-	-	-	-	-	-	-
IP4176	0.50-	20/07/2015	21/07/2015	04/08/2015	10/08/2015	-	-	-	-	-	-	-	-	-	-	-	-	-	-	-	-	-	-	-	-	-	-	-	-	-
IP4176	1.50-	20/07/2015	21/07/2015	04/08/2015	10/08/2015	-	-	-	-	-	-	-	-	-	-	-	-	-	-	-	-	-	-	-	-	-	-	-	-	-
IP4176	2.50-	20/07/2015	21/07/2015	04/08/2015	10/08/2015	-	-	-	-	-	-	-	-	-	-	-	-	-	-	-	-	-	-	-	-	-	-	-	-	-
IP4176	3.50-	20/07/2015	21/07/2015	04/08/2015	10/08/2015	-	-	-	-	-	-	-	-	-	-	-	-	-	-	-	-	-	-	-	-	-	-	-	-	-
IP4176	4.50-	20/07/2015	21/07/2015	04/08/2015	10/08/2015	-	-	-	-	-	-	-	-	-	-	-	-	-	-	-	-	-	-	-	-	-	-	-	-	-
IP4177	0.50-	24/06/2015	26/06/2015	14/07/2015	23/07/2015	109	98.4	92.4	<60	<70	<60	<100	<100	<60	<100	<70	<100	<100	<100	<80	<60	<100	<100	<80	<70	<100	<100	<50	5470	<90
IP4177	0.90-	24/06/2015	26/06/2015	14/07/2015	23/07/2015	110	97.2	90.4	<60	<70	<60	<100	<100	<60	<100	<70	<100	<100	<100	<80	<60	<100	<100	<80	<70	<100	<100	<50	17300	<90
IP4177	2.00-	24/06/2015	26/06/2015	14/07/2015	23/07/2015	117	98.9	73.8	<6	<7	<6	<10	<10	<6	<10	<7	<10	<10	<10	<8	<6	<10	<10	<8	<7	<10	<10	<5	164	<9
IP4178	0.40-	24/06/2015	26/06/2015	14/07/2015	23/07/2015	-	-	-	-	-	-	-	-	-	-	-	-	-	-	-	-	-	-	-	-	-	-	-	-	-
IP4178	1.00-	24/06/2015	26/06/2015	14/07/2015	23/07/2015	-	-	-	-	-	-	-	-	-	-	-	-	-	-	-	-	-	-	-	-	-	-	-	-	-
IP4178	1.50-	24/06/2015	26/06/2015	14/07/2015	23/07/2015	-	-	-	-	-	-	-	-	-	-	-	-	-	-	-	-	-	-	-	-	-	-	-	-	-
IP4178	2.00-	24/06/2015	26/06/2015	14/07/2015	23/07/2015	-	-	-	-	-	-	-	-	-	-	-	-	-	-	-	-	-	-	-	-	-	-	-	-	-
IP4178	2.50-	24/06/2015	26/06/2015	14/07/2015	23/07/2015	-	-	-	-	-	-	-	-	-	-	-	-	-	-	-	-	-	-	-	-	-	-	-	-	-
IP4185	0.50-	26/06/2015	27/06/2015	14/07/2015	23/07/2015	109	98.4	84.5	<60	<70	<60	<100	<100	<60	<100	<70	<100	<100	<100	<80	<60	<100	<100	<80	<70	<100	<100	<50	<90	<90
IP4186	0.50-	25/06/2015	29/06/2015	15/07/2015	24/07/2015	-	-	-	-	-	-	-	-	-	-	-	-	-	-	-	-	-	-	-	-	-	-	-	-	-
IP4186	1.50-	25/06/2015	29/06/2015	15/07/2015	24/07/2015	-	-	-	-	-	-	-	-	-	-	-	-	-	-	-	-	-	-	-	-	-	-	-	-	-
IP4186	2.50-	25/06/2015	29/06/2015	15/07/2015	24/07/2015	-	-	-	-	-	-	-	-	-	-	-	-	-	-	-	-	-	-	-	-	-	-	-	-	-
IP4186	3.50-	25/06/2015	29/06/2015	15/07/2015	24/07/2015	-	-	-	-	-	-	-	-	-	-	-	-	-	-	-	-	-	-	-	-	-	-	-	-	-
IP4186	4.50-	25/06/2015	29/06/2015	15/07/2015	24/07/2015	-	-	-	-	-	-	-	-	-	-	-	-	-	-	-	-	-	-	-	-	-	-	-	-	-
IP4187	0.50-	26/06/2015	27/06/2015	14/07/2015	23/07/2015	-	-	-	-	-	-	-	-	-	-	-	-	-	-	-	-	-	-	-	-	-	-	-	-	-
IP4187	1.50-	26/06/2015	27/06/2015	14/07/2015	23/07/2015	-	-	-	-	-	-	-	-	-	-	-	-	-	-	-	-	-	-	-	-	-	-	-	-	-
IP4187	2.50-	26/06/2015	27/06/2015	14/07/2015	23/07/2015	-	-	-	-	-	-	-	-	-	-	-	-	-	-	-	-	-	-	-	-	-	-	-	-	-
IP4188	0.56-	25/06/2015	27/06/2015	15/07/2015	24/07/2015	-	-	-	-	-	-	-	-	-	-	-	-	-	-	-	-	-	-	-	-	-	-	-	-	-
IP4188	1.50-	25/06/2015	27/06/2015	15/07/2015	24/07/2015	-	-	-	-	-	-	-	-	-	-	-	-	-	-	-	-	-	-	-	-	-	-	-	-	-
IP4188	2.00-	25/06/2015	27/06/2015	15/07/2015	24/07/2015	-	-	-	-	-	-	-	-	-	-	-	-	-	-	-	-	-	-	-	-	-	-	-	-	-
IP4188	2.50-	25/06/2015	27/06/2015	15/07/2015	24/07/2015	-	-	-	-	-	-	-	-	-	-	-	-	-	-	-	-	-	-	-	-	-	-	-	-	-
IP4188	3.50-	25/06/2015	27/06/2015	15/07/2015	24/07/2015	-	-	-	-	-	-	-	-	-	-	-	-	-	-	-	-	-	-	-	-	-	-	-	-	-
IP4189	0.50-	26/06/2015	27/06/2015	14/07/2015	23/07/2015	-	-	-	-	-	-	-	-	-	-	-	-	-	-	-	-	-	-	-	-	-	-	-	-	-
IP4189	1.10-	26/06/2015	27/06/2015	14/07/2015	23/07/2015	-	-	-	-	-	-	-	-	-	-	-	-	-	-	-	-	-	-	-	-	-	-	-	-	-
IP4189	2.50-	26/06/2015	27/06/2015	14/07/2015	23/07/2015	-	-	-	-	-	-	-	-	-	-	-	-	-	-	-	-	-	-	-	-	-	-	-	-	-
IP4189	3.50-	26/06/2015	27/06/2015	14/07/2015	23/07/2015	-	-	-	-	-	-	-	-	-	-	-	-	-	-	-	-	-	-	-	-	-	-	-	-	-
IP4189	5.00-	26/06/2015	27/06/2015	14/07/2015	23/07/2015	-	-	-	-	-	-	-	-	-	-	-	-	-	-	-	-	-	-	-	-	-	-	-	-	-
IP4190	0.50-	25/06/2015	29/06/2015	15/07/2015	24/07/2015	-	-	-	-	-	-	-	-	-	-	-	-	-	-	-	-	-	-	-	-	-	-	-	-	-
IP4191	0.50-	25/06/2015	29/06/2015	15/07/2015	24/07/2015	125	100	75	<60	<70	<60	<100	<100	<60	<100	<70	<100	<100	<100	<80	<60	<100	<100	<80	<70	<100	<100	<50	<90	<90
IP4202	1.50-	25/06/2015	29/06/2015	15/07/2015	24/07/2015	-	-	-	-	-	-	-	-	-	-	-	-	-	-	-	-	-	-	-	-	-	-	-	-	-
IP4202	2.50-	25/06/2015	29/06/2015	15/07/2015	24/07/2015	-	-	-	-	-	-	-	-	-	-	-	-	-	-	-	-	-	-	-	-	-	-	-	-	-
IP4202	3.50-	25/06/2015	29/06/2015	15/07/2015	24/07/2015	-	-	-	-	-	-	-	-	-	-	-	-	-	-	-	-	-	-	-	-	-	-	-	-	-
IP4202	4.50-	25/06/2015	29/06/2015	15/07/2015	24/07/2015	-	-	-	-	-	-	-	-	-	-	-	-	-	-	-	-	-	-	-	-	-	-	-	-	-
IP4202	5.50-	25/06/2015	29/06/2015	15/07/2015	24/07/2015	-	-	-	-	-	-	-	-	-	-	-	-	-	-	-	-	-	-	-	-	-	-	-	-	-

Monitor Phase 68

						1,2-Dichloropropane	Dibromomethane	Bromodichloromethane	cis-1,3-Dichloropropene	Toluene	trans-1,3-Dichloropropene	1,1,2-Trichloroethane	1,3-Dichloropropane	Tetrachloroethene	Dibromochloromethane	1,2-Dibromoethane	Chlorobenzene	1,1,1,2-Tetrachloroethane	Ethylbenzene	p/m-Xylene	o-Xylene	Styrene	Bromoform	Isopropylbenzene	1,1,2,2-Tetrachloroethane
					Commercial 1% >1m					389000				368000				278000							718000
						TM116	TM116	TM116	TM116	TM116	TM116	TM116	TM116	TM116	TM116	TM116	TM116	TM116	TM116	TM116	TM116	TM116	TM116	TM116	TM116
Customer Sample ID	Depth	Sampled Date	Sample Received Date	Final Instruction Date	Report Completed Date	µg/kg	µg/kg	µg/kg	µg/kg	µg/kg	µg/kg	µg/kg	µg/kg	µg/kg	µg/kg	µg/kg	µg/kg	µg/kg	µg/kg	µg/kg	µg/kg	µg/kg	µg/kg	µg/kg	µg/kg
IP4149	0.50-	21/07/2015	22/07/2015	04/08/2015	08/08/2015	<10	-	-	-	<7	<10	<10	<7	<5	<10	<10	<5	<10	<4	<10	<10	<10	<10	<5	<10
IP4149	1.50-	21/07/2015	22/07/2015	04/08/2015	08/08/2015	-	-	-	-	-	-	-	-	-	-	-	-	-	-	-	-	-	-	-	-
IP4150	0.40-	23/06/2015	25/06/2015	08/07/2015	23/07/2015	-	-	-	-	-	-	-	-	-	-	-	-	-	-	-	-	-	-	-	-
IP4150	1.50-	23/06/2015	25/06/2015	08/07/2015	23/07/2015	-	-	-	-	-	-	-	-	-	-	-	-	-	-	-	-	-	-	-	-
IP4150	2.50-	23/06/2015	25/06/2015	08/07/2015	23/07/2015	-	-	-	-	-	-	-	-	-	-	-	-	-	-	-	-	-	-	-	-
IP4150	3.50-	23/06/2015	25/06/2015	08/07/2015	23/07/2015	-	-	-	-	-	-	-	-	-	-	-	-	-	-	-	-	-	-	-	-
IP4150	4.50-	23/06/2015	25/06/2015	08/07/2015	23/07/2015	-	-	-	-	-	-	-	-	-	-	-	-	-	-	-	-	-	-	-	-
IP4151	0.50-	23/06/2015	25/06/2015	08/07/2015	23/07/2015	-	-	-	-	-	-	-	-	-	-	-	-	-	-	-	-	-	-	-	-
IP4151	1.20-	23/06/2015	25/06/2015	08/07/2015	23/07/2015	-	-	-	-	-	-	-	-	-	-	-	-	-	-	-	-	-	-	-	-
IP4151	1.60-	23/06/2015	25/06/2015	08/07/2015	23/07/2015	-	-	-	-	-	-	-	-	-	-	-	-	-	-	-	-	-	-	-	-
IP4152	0.50-	24/06/2015	26/06/2015	14/07/2015	23/07/2015	-	-	-	-	-	-	-	-	-	-	-	-	-	-	-	-	-	-	-	-
IP4152	1.50-	24/06/2015	26/06/2015	14/07/2015	23/07/2015	-	-	-	-	-	-	-	-	-	-	-	-	-	-	-	-	-	-	-	-
IP4152	2.50-	24/06/2015	26/06/2015	14/07/2015	23/07/2015	-	-	-	-	-	-	-	-	-	-	-	-	-	-	-	-	-	-	-	-
IP4152	3.50-	24/06/2015	26/06/2015	14/07/2015	23/07/2015	-	-	-	-	-	-	-	-	-	-	-	-	-	-	-	-	-	-	-	-
IP4152	5.00-	24/06/2015	26/06/2015	14/07/2015	23/07/2015	-	-	-	-	-	-	-	-	-	-	-	-	-	-	-	-	-	-	-	-
IP4153	0.30-	14/07/2015	15/07/2015	29/07/2015	29/07/2015	-	-	-	-	-	-	-	-	-	-	-	-	-	-	-	-	-	-	-	-
IP4153	1.30-	14/07/2015	15/07/2015	29/07/2015	29/07/2015	-	-	-	-	-	-	-	-	-	-	-	-	-	-	-	-	-	-	-	-
IP4153	2.30-	14/07/2015	15/07/2015	29/07/2015	29/07/2015	-	-	-	-	-	-	-	-	-	-	-	-	-	-	-	-	-	-	-	-
IP4153	3.30-	14/07/2015	15/07/2015	29/07/2015	29/07/2015	-	-	-	-	-	-	-	-	-	-	-	-	-	-	-	-	-	-	-	-
IP4153	4.40-	14/07/2015	15/07/2015	29/07/2015	29/07/2015	-	-	-	-	-	-	-	-	-	-	-	-	-	-	-	-	-	-	-	-
IP4153	5.50-	14/07/2015	15/07/2015	29/07/2015	29/07/2015	-	-	-	-	-	-	-	-	-	-	-	-	-	-	-	-	-	-	-	-
IP4154	0.50-	14/07/2015	15/07/2015	29/07/2015	29/07/2015	-	-	-	-	-	-	-	-	-	-	-	-	-	-	-	-	-	-	-	-
IP4154	1.50-	14/07/2015	15/07/2015	29/07/2015	29/07/2015	-	-	-	-	-	-	-	-	-	-	-	-	-	-	-	-	-	-	-	-
IP4154	2.50-	14/07/2015	15/07/2015	29/07/2015	29/07/2015	-	-	-	-	-	-	-	-	-	-	-	-	-	-	-	-	-	-	-	-
IP4154	3.50-	14/07/2015	15/07/2015	29/07/2015	29/07/2015	-	-	-	-	-	-	-	-	-	-	-	-	-	-	-	-	-	-	-	-
IP4154	4.50-	14/07/2015	15/07/2015	29/07/2015	29/07/2015	-	-	-	-	-	-	-	-	-	-	-	-	-	-	-	-	-	-	-	-
IP4155	0.30-	15/07/2015	16/07/2015	16/07/2015	24/07/2015	-	-	-	-	-	-	-	-	-	-	-	-	-	-	-	-	-	-	-	-
IP4155	0.70-	15/07/2015	16/07/2015	16/07/2015	24/07/2015	-	-	-	-	-	-	-	-	-	-	-	-	-	-	-	-	-	-	-	-
IP4155	1.60-	15/07/2015	16/07/2015	16/07/2015	24/07/2015	-	-	-	-	-	-	-	-	-	-	-	-	-	-	-	-	-	-	-	-
IP4155	2.40-	15/07/2015	16/07/2015	16/07/2015	24/07/2015	-	-	-	-	-	-	-	-	-	-	-	-	-	-	-	-	-	-	-	-
IP4155	3.80-	15/07/2015	16/07/2015	16/07/2015	24/07/2015	-	-	-	-	-	-	-	-	-	-	-	-	-	-	-	-	-	-	-	-
IP4155	5.60-	15/07/2015	16/07/2015	16/07/2015	24/07/2015	-	-	-	-	-	-	-	-	-	-	-	-	-	-	-	-	-	-	-	-
IP4156	0.50-	15/07/2015	16/07/2015	16/07/2015	24/07/2015	-	-	-	-	-	-	-	-	-	-	-	-	-	-	-	-	-	-	-	-
IP4156	1.70-	15/07/2015	16/07/2015	16/07/2015	24/07/2015	-	-	-	-	-	-	-	-	-	-	-	-	-	-	-	-	-	-	-	-
IP4156	2.50-	15/07/2015	16/07/2015	16/07/2015	24/07/2015	-	-	-	-	-	-	-	-	-	-	-	-	-	-	-	-	-	-	-	-
IP4156	3.80-	15/07/2015	16/07/2015	16/07/2015	24/07/2015	-	-	-	-	-	-	-	-	-	-	-	-	-	-	-	-	-	-	-	-
IP4156	5.40-	15/07/2015	16/07/2015	16/07/2015	24/07/2015	-	-	-	-	-	-	-	-	-	-	-	-	-	-	-	-	-	-	-	-
IP4157	0.40-	15/07/2015	16/07/2015	16/07/2015	24/07/2015	-	-	-	-	-	-	-	-	-	-	-	-	-	-	-	-	-	-	-	-
IP4157	1.60-	15/07/2015	16/07/2015	16/07/2015	24/07/2015	-	-	-	-	-	-	-	-	-	-	-	-	-	-	-	-	-	-	-	-
IP4157	2.50-	15/07/2015	16/07/2015	16/07/2015	24/07/2015	-	-	-	-	-	-	-	-	-	-	-	-	-	-	-	-	-	-	-	-
IP4157	4.00-	15/07/2015	16/07/2015	16/07/2015	24/07/2015	-	-	-	-	-	-	-	-	-	-	-	-	-	-	-	-	-	-	-	-
IP4157	5.50-	15/07/2015	16/07/2015	16/07/2015	24/07/2015	-	-	-	-	-	-	-	-	-	-	-	-	-	-	-	-	-	-	-	-
IP4158	0.30-	14/07/2015	15/07/2015	29/07/2015	29/07/2015	-	-	-	-	-	-	-	-	-	-	-	-	-	-	-	-	-	-	-	-
IP4158	1.30-	14/07/2015	15/07/2015	29/07/2015	29/07/2015	-	-	-	-	-	-	-	-	-	-	-	-	-	-	-	-	-	-	-	-
IP4158	3.00-	14/07/2015	15/07/2015	29/07/2015	29/07/2015	-	-	-	-	-	-	-	-	-	-	-	-	-	-	-	-	-	-	-	-
IP4158	3.80-	14/07/2015	15/07/2015	29/07/2015	29/07/2015	-	-	-	-	-	-	-	-	-	-	-	-	-	-	-	-	-	-	-	-
IP4159	1.50-	14/07/2015	15/07/2015	29/07/2015	29/07/2015	-	-	-	-	-	-	-	-	-	-	-	-	-	-	-	-	-	-	-	-
IP4159	2.50-	14/07/2015	15/07/2015	29/07/2015	29/07/2015	-	-	-	-	-	-	-	-	-	-	-	-	-	-	-	-	-	-	-	-
IP4159	3.50-	14/07/2015	15/07/2015	29/07/2015	29/07/2015	-	-	-	-	-	-	-	-	-	-	-	-	-	-	-	-	-	-	-	-
IP4159	4.70-	14/07/2015	15/07/2015	29/07/2015	29/07/2015	-	-	-	-	-	-	-	-	-	-	-	-	-	-	-	-	-	-	-	-
IP4160	0.70-	24/06/2015	26/06/2015	14/07/2015	23/07/2015	<100	<90	<70	<100	<70	<100	<100	<70	<50	<100	<100	<50	<100	<40	<100	<100	<100	<100	<50	<100
IP4160	1.60-	24/06/2015	26/06/2015	14/07/2015	23/07/2015	<100	<90	<70	<100	<70	<100	<100	<70	<50	<100	<100	<50	<100	<40	<100	<100	<100	<100	<50	<100
IP4160	2.40-	24/06/2015	26/06/2015	14/07/2015	23/07/2015	<10	<9	<7	<10	<7	<10	<10	<7	<5	<10	<10	<5	<10	<4	<10	<10	<10	<10	<5	<10
IP4160	4.10-	24/06/2015	26/06/2015	14/07/2015	23/07/2015	<10	<9	<7	<10	<7	<10	<10	<7	<5	<10	<10	<5	<10	<4	<10	<10	<10	<10	<5	<10
IP4161	0.50-	23/06/2015	25/06/2015	08/07/2015	23/07/2015	-	-	-	-	-	-	-	-	-	-	-	-	-	-	-	-	-	-	-	-
IP4161	1.20-	23/06/2015	25/06/2015	08/07/2015	23/07/2015	-	-	-	-	-	-	-	-	-	-	-	-	-	-	-	-	-	-	-	-
IP4161	2.50-	23/06/2015	25/06/2015	08/07/2015	23/07/2015	-	-	-	-	-	-	-	-	-	-	-	-	-	-	-	-	-	-	-	-
IP4161	3.50-	23/06/2015	25/06/2015	08/07/2015	23/07/2015	-	-	-	-	-	-	-	-	-	-	-	-	-	-	-	-	-	-	-	-
IP4161	4.50-	23/06/2015	25/06/2015	08/07/2015	23/07/2015	-	-	-	-	-	-	-	-	-	-	-	-	-	-	-	-	-	-	-	-
IP4162	0.50-	24/06/2015	26/06/2015	14/07/2015	23/07/2015	-	-	-	-	-	-	-	-	-	-	-	-	-	-	-	-	-	-	-	-
IP4162	1.50-	24/06/2015	26/06/2015	14/07/2015	23/07/2015	-	-	-	-	-	-	-	-	-	-	-	-	-	-	-	-	-	-	-	-
IP4163	0.50-	22/07/2015	23/07/2015	23/07/2015	31/07/2015	-	-	-	-	-	-	-	-	-	-	-	-	-	-	-	-	-	-	-	-
IP4164	0.40-	22/07/2015	23/07/2015	23/07/2015	31/07/2015	-	-	-	-	-	-	-	-	-	-	-	-	-	-	-	-	-	-	-	-
IP4164	1.50-	22/07/2015	23/07/2015	23/07/2015	31/07/2015	-	-	-	-	-	-	-	-	-	-	-	-	-	-	-	-	-	-	-	-
IP4164	2.80-	22/07/2015	23/07/2015	23/07/2015	31/07/2015	-	-	-	-	-	-	-	-	-	-	-	-	-	-	-	-	-	-	-	-
IP4164	3.70-	22/07/2015	23/07/2015	23/07/2015	31/07/2015	-	-	-	-	-	-	-	-	-	-	-	-	-	-	-	-	-	-	-	-
IP4164	5.40-	22/07/2015	23/07/2015	23/07/2015	31/07/2015	-	-	-	-	-	-	-	-	-	-	-	-	-	-	-	-	-	-	-	-
IP4165	0.50-	23/06/2015	25/06/2015	08/07/2015	23/07/2015	-	-	-	-	-	-	-	-	-	-	-	-	-	-	-	-	-	-	-	-
IP4165	1.60-	23/06/2015	25/06/2015	08/07/2015	23/07/2015	-	-	-	-	-	-	-	-	-	-	-	-	-	-	-	-	-	-	-	-
IP4165	2.00-	23/06/2015	25/06/2015	08/07/2015	23/07/2015	-	-	-	-	-	-	-	-	-	-	-	-	-	-	-	-	-	-	-	-
IP4165	3.00-	23/06/2015	25/06/2015	08/07/2015	23/07/2015	-	-	-	-	-	-	-	-	-	-	-	-	-	-	-	-	-	-	-	-
IP4165	4.00-	23/06/2015	25/06/2015	08/07/2015	23/07/2015	-	-	-	-	-	-	-	-	-	-	-	-	-	-	-	-	-	-	-	-
IP4166	0.50-	24/06/2015	26/06/2015	14/07/2015	23/07/2015	<100	<90	<70	<100	<70	<100	<100	<70	<50	<100	<100	<50	<100	<40	<100	<100	<100	<100	<50	<100
IP4166	1.10-	24/06/2015	26/06/2015	14/07/2015	23/07/2015	<100	<90	<70	<100	<70	<100	<100	<70	<50	<100	<100	<50	<100	<40	<100	<100	<100	<100	<50	<100
IP4166	2.40-	24/06/2015	26/06/2015	14/07/2015	23/07/2015	<100	<90	<70	<100	<70	<100	<100	<70	<50	<100	<100	<50	<100	<40	<100	<100	<100	<100	<50	<100
IP4166	3.40-	24/06/2015	26/06/2015	14/07/2015	23/07/2015	<10	<9	<7	<10	<7	<10	<10	<7	<5	<10	<10	<5	<10	<4	<10	<10	<10	<10	<5	<10
IP4167	0.50-	24/06/2015	26/06/2015	14/07/2015	23/07/2015	<100	<90	<70	<100	<70	<100	<100	<70	<50	<100	<100	<50	<100	<40	<100	<100	<100	<100	<50	<100
IP4167	1.00-	24/06/2015	26/06/2015	14/07/2015	23/07/2015	<10	<9	<7	<10	<7	<10	<10	<7	<5	<10	<10	<5	<10	<4	<10	<10	<10	<10	<5	<10
IP4167	1.50-	24/06/2015	26/06/2015	14/07/2015	23/07/2015	<10	<9	<7	<10	<7	<10	<10	<7	<5	<10	<10	<5	<10	<4	<10	<10	<10	<10	<5	<10
IP4167	2.50-	24/06/2015	26/06/2015	14/07/2015	23/07/2015	<10	<9	<7	<10	<7	<10	<10	<7	<5	<10	<10	<5	<10	<4	<10	<10	<10	<10	7.91	<10
IP4167	3.00-	24/06/2015	26/06/2015	14/07/2015	23/07/2015	<10	<9	<7	<10	<7	<10	<10	<7	<5	<10	<10	<5	<10	<4	<10	<10	<10	<10	<5	<10
IP4168	0.50-	20/07/2015	21/07/2015	04/08/2015	10/08/2015	-	-	-	-	-	-	-	-	-	-	-	-	-	-	-	-	-	-	-	-
IP4168	1.50-	20/07/2015	21/07/2015	04/08/2015	10/08/2015	<100	<90	<70	<100	<70	<100	<100	<70	<50	<100	<100	<50	<100	<40	<100	<100	<100	<100	<50	<100
IP4168	2.50-	20/07/2015	21/07/2015	04/08/2015	10/08/2015	<10	<9	<7	<10	8.15	<10	<10	<7	<5	<10	<10	<5	<10	<4	<10	<10	<10	<10	<5	<10
IP4168	3.50-	20/07/2015	21/07/2015	04/08/2015	10/08/2015	-	-	-	-	-	-	-	-	-	-	-	-	-	-	-	-	-	-	-	-
IP4168	4.50-	20/07/2015	21/07/2015	04/08/2015	10/08/2015	-	-	-	-	-	-	-	-	-	-	-	-	-	-	-	-	-	-	-	-
IP4169	0.50-	25/06/2015	27/06/2015	15/07/2015	24/07/2015	-	-	-	-	-	-	-	-	-	-	-	-	-	-	-	-	-	-	-	-
IP4169	1.50-	25/06/2015	29/06/2015	15/07/2015	24/07/2015	-	-	-	-	-	-	-	-	-	-	-	-	-	-	-	-	-	-	-	-
IP4169	2.50-	25/06/2015	29/06/2015	15/07/2015	24/07/2015	-	-	-	-	-	-	-	-	-	-	-	-	-	-	-	-	-	-	-	-
IP4169	3.50-	25/06/2015	29/06/2015	15/07/2015	24/07/2015	-	-	-	-	-	-	-	-	-	-	-	-	-	-	-	-	-	-	-	-
IP4169	5.50-	25/06/2015	29/06/2015	15/07/2015	24/07/2015	-	-	-	-	-	-	-	-	-	-	-	-	-	-	-	-	-	-	-	-
IP4170	0.50-	25/06/2015	27/06/2015	15/07/2015	24/07/2015	-	-	-	-	-	-	-	-	-	-	-	-	-	-	-	-	-	-	-	-
IP4170	1.30-	25/06/2015	27/06/2015	15/07/2015	24/07/2015	-	-	-	-	-	-	-	-	-	-	-	-	-	-	-	-	-	-	-	-
IP4170	2.20-	25/06/2015	27/06/2015	15/07/2015	24/07/2015	-	-	-	-	-	-	-	-	-	-	-	-	-	-	-	-	-	-	-	-
IP4170	3.30-	25/06/2015	27/06/2015	15/07/2015	24/07/2015	-	-	-	-	-	-	-	-	-	-	-	-	-	-	-	-	-	-	-	-
IP4171	0.50-	26/06/2015	27/06/2015	14/07/2015	23/07/2015	-	-	-	-	-	-	-	-	-	-	-	-	-	-	-	-	-	-	-	-
IP4171	1.50-	26/06/2015	27/06/2015	14/07/2015	23/07/2015	-	-	-	-	-	-	-	-	-	-	-	-	-	-	-	-	-	-	-	-
IP4171	2.50-	26/06/2015	27/06/2015	14/07/2015	23/07/2015	-	-	-	-	-	-	-	-	-	-	-	-	-	-	-	-	-	-	-	-
IP4171	3.50-	26/06/2015	27/06/2015	14/07/2015	23/07/2015	-	-	-	-	-	-	-	-	-	-	-	-	-	-	-	-	-	-	-	-
IP4171	4.50-	26/06/2015	27/06/2015	14/07/2015	23/07/2015	-	-	-	-	-	-	-	-	-	-	-	-	-	-	-	-	-	-	-	-
IP4172	0.50-	26/06/2015	27/06/2015	14/07/2015	23/07/2015	-	-	-	-	-	-	-	-	-	-	-	-	-	-	-	-	-	-	-	-
IP4172	1.50-	26/06/2015	27/06/2015	14/07/2015	23/07/2015	-	-	-	-	-	-	-	-	-	-	-	-	-	-	-	-	-	-	-	-
IP4172	2.50-	26/06/2015	27/06/2015	14/07/2015	23/07/2015	-	-	-	-	-	-	-	-	-	-	-	-	-	-	-	-	-	-	-	-
IP4172	3.50-	26/06/2015	27/06/2015	14/07/2015	23/07/2015	-	-	-	-	-	-	-	-	-	-	-	-	-	-	-	-	-	-	-	-
IP4172	4.50-	26/06/2015	27/06/2015	14/07/2015	23/07/2015	-	-	-	-	-	-	-	-	-	-	-	-	-	-	-	-	-	-	-	-
IP4173	0.30-	25/06/2015	27/06/2015	15/07/2015	24/07/2015	-	-	-	-	-	-	-	-	-	-	-	-	-	-	-	-	-	-	-	-
IP4173	1.50-	25/06/2015	27/06/2015	15/07/2015	24/07/2015	-	-	-	-	-	-	-	-	-	-	-	-	-	-	-	-	-	-	-	-
IP4173	2.00-	25/06/2015	27/06/2015	15/07/2015	24/07/2015	-	-	-	-	-	-	-	-	-	-	-	-	-	-	-	-	-	-	-	-
IP4173	3.50-	25/06/2015	27/06/2015	15/07/2015	24/07/2015	-	-	-	-	-	-	-	-	-	-	-	-	-	-	-	-	-	-	-	-
IP4173	4.50-	25/06/2015	27/06/2015	15/07/2015	24/07/2015	-	-	-	-	-	-	-	-	-	-	-	-	-	-	-	-	-	-	-	-

Monitor Phase 68

						1,2-Dichloropropane	Dibromomethane	Bromodichloromethane	cis-1,3-Dichloropropene	Toluene	trans-1,3-Dichloropropene	1,1,2-Trichloroethane	1,3-Dichloropropane	Tetrachloroethene	Dibromochloromethane	1,2-Dibromoethane	Chlorobenzene	1,1,1,2-Tetrachloroethane	Ethylbenzene	p/m-Xylene	o-Xylene	Styrene	Bromoform	Isopropylbenzene	1,1,2,2-Tetrachloroethane
					Commercial 1% >1m					389000				368000				278000							718000
Customer Sample ID	Depth	Sampled Date	Sample Received Date	Final Instruction Date	Report Completed Date	TM116 µg/kg	TM116 µg/kg	TM116 µg/kg	TM116 µg/kg	TM116 µg/kg	TM116 µg/kg	TM116 µg/kg	TM116 µg/kg	TM116 µg/kg	TM116 µg/kg	TM116 µg/kg	TM116 µg/kg	TM116 µg/kg	TM116 µg/kg	TM116 µg/kg	TM116 µg/kg	TM116 µg/kg	TM116 µg/kg	TM116 µg/kg	TM116 µg/kg
						<10	<9	<7	<10	<7	<10	<10	<7	<5	<10	<10	<5	<10	<4	<10	<10	<10	<10	<5	<10
IP4174	0.50-	25/06/2015	27/06/2015	15/07/2015	24/07/2015	-	-	-	-	-	-	-	-	-	-	-	-	-	-	-	-	-	-	-	-
IP4174	1.50-	25/06/2015	27/06/2015	15/07/2015	24/07/2015	-	-	-	-	-	-	-	-	-	-	-	-	-	-	-	-	-	-	-	-
IP4174	2.00-	25/06/2015	27/06/2015	15/07/2015	24/07/2015	-	-	-	-	-	-	-	-	-	-	-	-	-	-	-	-	-	-	-	-
IP4174	3.00-	25/06/2015	27/06/2015	15/07/2015	24/07/2015	-	-	-	-	-	-	-	-	-	-	-	-	-	-	-	-	-	-	-	-
IP4175	0.50-	25/06/2015	29/06/2015	15/07/2015	24/07/2015	-	-	-	-	-	-	-	-	-	-	-	-	-	-	-	-	-	-	-	-
IP4175	1.50-	25/06/2015	29/06/2015	15/07/2015	24/07/2015	-	-	-	-	-	-	-	-	-	-	-	-	-	-	-	-	-	-	-	-
IP4175	3.20-	25/06/2015	29/06/2015	15/07/2015	24/07/2015	-	-	-	-	-	-	-	-	-	-	-	-	-	-	-	-	-	-	-	-
IP4175	4.50-	25/06/2015	29/06/2015	15/07/2015	24/07/2015	-	-	-	-	-	-	-	-	-	-	-	-	-	-	-	-	-	-	-	-
IP4175	5.50-	25/06/2015	29/06/2015	15/07/2015	24/07/2015	-	-	-	-	-	-	-	-	-	-	-	-	-	-	-	-	-	-	-	-
IP4176	0.50-	20/07/2015	21/07/2015	04/08/2015	10/08/2015	-	-	-	-	-	-	-	-	-	-	-	-	-	-	-	-	-	-	-	-
IP4176	1.50-	20/07/2015	21/07/2015	04/08/2015	10/08/2015	-	-	-	-	-	-	-	-	-	-	-	-	-	-	-	-	-	-	-	-
IP4176	2.50-	20/07/2015	21/07/2015	04/08/2015	10/08/2015	-	-	-	-	-	-	-	-	-	-	-	-	-	-	-	-	-	-	-	-
IP4176	3.50-	20/07/2015	21/07/2015	04/08/2015	10/08/2015	-	-	-	-	-	-	-	-	-	-	-	-	-	-	-	-	-	-	-	-
IP4176	4.50-	20/07/2015	21/07/2015	04/08/2015	10/08/2015	-	-	-	-	-	-	-	-	-	-	-	-	-	-	-	-	-	-	-	-
IP4177	0.50-	24/06/2015	26/06/2015	14/07/2015	23/07/2015	<100	<90	<70	<100	4340	<100	<100	<70	<50	<100	<100	<50	<100	<40	<100	<100	<100	<100	<50	<100
IP4177	0.90-	24/06/2015	26/06/2015	14/07/2015	23/07/2015	<100	<90	<70	<100	45600	<100	<100	<70	<50	<100	<100	<50	<100	131	447	<100	<100	<100	<50	<100
IP4177	2.00-	24/06/2015	26/06/2015	14/07/2015	23/07/2015	<10	<9	<7	<10	45.2	<10	<10	<7	<5	<10	<10	<5	<10	<4	<10	<10	<10	<10	<5	<10
IP4178	0.40-	24/06/2015	26/06/2015	14/07/2015	23/07/2015	-	-	-	-	-	-	-	-	-	-	-	-	-	-	-	-	-	-	-	-
IP4178	1.00-	24/06/2015	26/06/2015	14/07/2015	23/07/2015	-	-	-	-	-	-	-	-	-	-	-	-	-	-	-	-	-	-	-	-
IP4178	1.50-	24/06/2015	26/06/2015	14/07/2015	23/07/2015	-	-	-	-	-	-	-	-	-	-	-	-	-	-	-	-	-	-	-	-
IP4178	2.00-	24/06/2015	26/06/2015	14/07/2015	23/07/2015	-	-	-	-	-	-	-	-	-	-	-	-	-	-	-	-	-	-	-	-
IP4178	2.50-	24/06/2015	26/06/2015	14/07/2015	23/07/2015	-	-	-	-	-	-	-	-	-	-	-	-	-	-	-	-	-	-	-	-
IP4185	0.50-	26/06/2015	27/06/2015	14/07/2015	23/07/2015	<100	<90	<70	<100	<70	<100	<100	<70	<50	<100	<100	<50	<100	<40	<100	<100	<100	<100	<50	<100
IP4186	0.50-	25/06/2015	29/06/2015	15/07/2015	24/07/2015	-	-	-	-	-	-	-	-	-	-	-	-	-	-	-	-	-	-	-	-
IP4186	1.50-	25/06/2015	29/06/2015	15/07/2015	24/07/2015	-	-	-	-	-	-	-	-	-	-	-	-	-	-	-	-	-	-	-	-
IP4186	2.50-	25/06/2015	29/06/2015	15/07/2015	24/07/2015	-	-	-	-	-	-	-	-	-	-	-	-	-	-	-	-	-	-	-	-
IP4186	3.50-	25/06/2015	29/06/2015	15/07/2015	24/07/2015	-	-	-	-	-	-	-	-	-	-	-	-	-	-	-	-	-	-	-	-
IP4186	4.50-	25/06/2015	29/06/2015	15/07/2015	24/07/2015	-	-	-	-	-	-	-	-	-	-	-	-	-	-	-	-	-	-	-	-
IP4187	0.50-	26/06/2015	27/06/2015	14/07/2015	23/07/2015	-	-	-	-	-	-	-	-	-	-	-	-	-	-	-	-	-	-	-	-
IP4187	1.50-	26/06/2015	27/06/2015	14/07/2015	23/07/2015	-	-	-	-	-	-	-	-	-	-	-	-	-	-	-	-	-	-	-	-
IP4187	2.50-	26/06/2015	27/06/2015	14/07/2015	23/07/2015	-	-	-	-	-	-	-	-	-	-	-	-	-	-	-	-	-	-	-	-
IP4188	0.56-	25/06/2015	27/06/2015	15/07/2015	24/07/2015	-	-	-	-	-	-	-	-	-	-	-	-	-	-	-	-	-	-	-	-
IP4188	1.50-	25/06/2015	27/06/2015	15/07/2015	24/07/2015	-	-	-	-	-	-	-	-	-	-	-	-	-	-	-	-	-	-	-	-
IP4188	2.00-	25/06/2015	27/06/2015	15/07/2015	24/07/2015	-	-	-	-	-	-	-	-	-	-	-	-	-	-	-	-	-	-	-	-
IP4188	2.50-	25/06/2015	27/06/2015	15/07/2015	24/07/2015	-	-	-	-	-	-	-	-	-	-	-	-	-	-	-	-	-	-	-	-
IP4188	3.50-	25/06/2015	27/06/2015	15/07/2015	24/07/2015	-	-	-	-	-	-	-	-	-	-	-	-	-	-	-	-	-	-	-	-
IP4189	0.50-	26/06/2015	27/06/2015	14/07/2015	23/07/2015	-	-	-	-	-	-	-	-	-	-	-	-	-	-	-	-	-	-	-	-
IP4189	1.10-	26/06/2015	27/06/2015	14/07/2015	23/07/2015	-	-	-	-	-	-	-	-	-	-	-	-	-	-	-	-	-	-	-	-
IP4189	2.50-	26/06/2015	27/06/2015	14/07/2015	23/07/2015	-	-	-	-	-	-	-	-	-	-	-	-	-	-	-	-	-	-	-	-
IP4189	3.50-	26/06/2015	27/06/2015	14/07/2015	23/07/2015	-	-	-	-	-	-	-	-	-	-	-	-	-	-	-	-	-	-	-	-
IP4189	5.00-	26/06/2015	27/06/2015	14/07/2015	23/07/2015	-	-	-	-	-	-	-	-	-	-	-	-	-	-	-	-	-	-	-	-
IP4190	0.50-	25/06/2015	29/06/2015	15/07/2015	24/07/2015	-	-	-	-	-	-	-	-	-	-	-	-	-	-	-	-	-	-	-	-
IP4191	0.50-	25/06/2015	29/06/2015	15/07/2015	24/07/2015	<100	<90	<70	<100	<70	<100	<100	<70	<50	<100	<100	<50	<100	<40	<100	<100	<100	<100	<50	<100
IP4202	1.50-	25/06/2015	29/06/2015	15/07/2015	24/07/2015	-	-	-	-	-	-	-	-	-	-	-	-	-	-	-	-	-	-	-	-
IP4202	2.50-	25/06/2015	29/06/2015	15/07/2015	24/07/2015	-	-	-	-	-	-	-	-	-	-	-	-	-	-	-	-	-	-	-	-
IP4202	3.50-	25/06/2015	29/06/2015	15/07/2015	24/07/2015	-	-	-	-	-	-	-	-	-	-	-	-	-	-	-	-	-	-	-	-
IP4202	4.50-	25/06/2015	29/06/2015	15/07/2015	24/07/2015	-	-	-	-	-	-	-	-	-	-	-	-	-	-	-	-	-	-	-	-
IP4202	5.50-	25/06/2015	29/06/2015	15/07/2015	24/07/2015	-	-	-	-	-	-	-	-	-	-	-	-	-	-	-	-	-	-	-	-

Monitor Phase 68

						1,2,3-Trichloropropane	Bromobenzene	Propylbenzene	2-Chlorotoluene	1,3,5-Trimethylbenzene	4-Chlorotoluene	tert-Butylbenzene	1,2,4-Trimethylbenzene	sec-Butylbenzene	4-Isopropyltoluene	1,3-Dichlorobenzene	1,4-Dichlorobenzene	n-Butylbenzene	1,2-Dichlorobenzene	1,2-Dibromo-3-chloropropane	Tert-amyl methyl ether	1,2,4-Trichlorobenzene	Hexachlorobutadiene	Naphthalene	1,2,3-Trichlorobenzene
					Commercial 1% >1m	TM116	TM116	TM116	TM116	TM116	TM116	TM116	TM116	TM116	TM116	TM116	TM116	TM116	TM116	TM116	TM116	TM116	TM116	TM116	TM116
Customer Sample ID	Depth	Sampled Date	Sample Received Date	Final Instruction Date	Report Completed Date	µg/kg	µg/kg	µg/kg	µg/kg	µg/kg	µg/kg	µg/kg	µg/kg	µg/kg	µg/kg	µg/kg	µg/kg	µg/kg	µg/kg	µg/kg	µg/kg	µg/kg	µg/kg	µg/kg	µg/kg
IP4149	0.50-	21/07/2015	22/07/2015	04/08/2015	08/08/2015	<16	<10	<10	<9	<8	<10	<14	<9	<10	<10	<8	<5	<11	<10	<14	<10	<20	<20	<13	<20
IP4149	1.50-	21/07/2015	22/07/2015	04/08/2015	08/08/2015	-	-	-	-	-	-	-	-	-	-	-	-	-	-	-	-	-	-	-	-
IP4150	0.40-	23/06/2015	25/06/2015	08/07/2015	23/07/2015	-	-	-	-	-	-	-	-	-	-	-	-	-	-	-	-	-	-	-	-
IP4150	1.50-	23/06/2015	25/06/2015	08/07/2015	23/07/2015	-	-	-	-	-	-	-	-	-	-	-	-	-	-	-	-	-	-	-	-
IP4150	2.50-	23/06/2015	25/06/2015	08/07/2015	23/07/2015	-	-	-	-	-	-	-	-	-	-	-	-	-	-	-	-	-	-	-	-
IP4150	3.50-	23/06/2015	25/06/2015	08/07/2015	23/07/2015	-	-	-	-	-	-	-	-	-	-	-	-	-	-	-	-	-	-	-	-
IP4150	4.50-	23/06/2015	25/06/2015	08/07/2015	23/07/2015	-	-	-	-	-	-	-	-	-	-	-	-	-	-	-	-	-	-	-	-
IP4151	0.50-	23/06/2015	25/06/2015	08/07/2015	23/07/2015	-	-	-	-	-	-	-	-	-	-	-	-	-	-	-	-	-	-	-	-
IP4151	1.20-	23/06/2015	25/06/2015	08/07/2015	23/07/2015	-	-	-	-	-	-	-	-	-	-	-	-	-	-	-	-	-	-	-	-
IP4151	1.60-	23/06/2015	25/06/2015	08/07/2015	23/07/2015	-	-	-	-	-	-	-	-	-	-	-	-	-	-	-	-	-	-	-	-
IP4152	0.50-	24/06/2015	26/06/2015	14/07/2015	23/07/2015	-	-	-	-	-	-	-	-	-	-	-	-	-	-	-	-	-	-	-	-
IP4152	1.50-	24/06/2015	26/06/2015	14/07/2015	23/07/2015	-	-	-	-	-	-	-	-	-	-	-	-	-	-	-	-	-	-	-	-
IP4152	2.50-	24/06/2015	26/06/2015	14/07/2015	23/07/2015	-	-	-	-	-	-	-	-	-	-	-	-	-	-	-	-	-	-	-	-
IP4152	3.50-	24/06/2015	26/06/2015	14/07/2015	23/07/2015	-	-	-	-	-	-	-	-	-	-	-	-	-	-	-	-	-	-	-	-
IP4152	5.00-	24/06/2015	26/06/2015	14/07/2015	23/07/2015	-	-	-	-	-	-	-	-	-	-	-	-	-	-	-	-	-	-	-	-
IP4153	0.30-	14/07/2015	15/07/2015	29/07/2015	29/07/2015	-	-	-	-	-	-	-	-	-	-	-	-	-	-	-	-	-	-	-	-
IP4153	1.30-	14/07/2015	15/07/2015	29/07/2015	29/07/2015	-	-	-	-	-	-	-	-	-	-	-	-	-	-	-	-	-	-	-	-
IP4153	2.30-	14/07/2015	15/07/2015	29/07/2015	29/07/2015	-	-	-	-	-	-	-	-	-	-	-	-	-	-	-	-	-	-	-	-
IP4153	3.30-	14/07/2015	15/07/2015	29/07/2015	29/07/2015	-	-	-	-	-	-	-	-	-	-	-	-	-	-	-	-	-	-	-	-
IP4153	4.40-	14/07/2015	15/07/2015	29/07/2015	29/07/2015	-	-	-	-	-	-	-	-	-	-	-	-	-	-	-	-	-	-	-	-
IP4153	5.50-	14/07/2015	15/07/2015	29/07/2015	29/07/2015	-	-	-	-	-	-	-	-	-	-	-	-	-	-	-	-	-	-	-	-
IP4154	0.50-	14/07/2015	15/07/2015	29/07/2015	29/07/2015	-	-	-	-	-	-	-	-	-	-	-	-	-	-	-	-	-	-	-	-
IP4154	1.50-	14/07/2015	15/07/2015	29/07/2015	29/07/2015	-	-	-	-	-	-	-	-	-	-	-	-	-	-	-	-	-	-	-	-
IP4154	2.50-	14/07/2015	15/07/2015	29/07/2015	29/07/2015	-	-	-	-	-	-	-	-	-	-	-	-	-	-	-	-	-	-	-	-
IP4154	3.50-	14/07/2015	15/07/2015	29/07/2015	29/07/2015	-	-	-	-	-	-	-	-	-	-	-	-	-	-	-	-	-	-	-	-
IP4154	4.50-	14/07/2015	15/07/2015	29/07/2015	29/07/2015	-	-	-	-	-	-	-	-	-	-	-	-	-	-	-	-	-	-	-	-
IP4155	0.30-	15/07/2015	16/07/2015	16/07/2015	24/07/2015	-	-	-	-	-	-	-	-	-	-	-	-	-	-	-	-	-	-	-	-
IP4155	0.70-	15/07/2015	16/07/2015	16/07/2015	24/07/2015	-	-	-	-	-	-	-	-	-	-	-	-	-	-	-	-	-	-	-	-
IP4155	1.60-	15/07/2015	16/07/2015	16/07/2015	24/07/2015	-	-	-	-	-	-	-	-	-	-	-	-	-	-	-	-	-	-	-	-
IP4155	2.40-	15/07/2015	16/07/2015	16/07/2015	24/07/2015	-	-	-	-	-	-	-	-	-	-	-	-	-	-	-	-	-	-	-	-
IP4155	3.80-	15/07/2015	16/07/2015	16/07/2015	24/07/2015	-	-	-	-	-	-	-	-	-	-	-	-	-	-	-	-	-	-	-	-
IP4155	5.60-	15/07/2015	16/07/2015	16/07/2015	24/07/2015	-	-	-	-	-	-	-	-	-	-	-	-	-	-	-	-	-	-	-	-
IP4156	0.50-	15/07/2015	16/07/2015	16/07/2015	24/07/2015	-	-	-	-	-	-	-	-	-	-	-	-	-	-	-	-	-	-	-	-
IP4156	1.70-	15/07/2015	16/07/2015	16/07/2015	24/07/2015	-	-	-	-	-	-	-	-	-	-	-	-	-	-	-	-	-	-	-	-
IP4156	2.50-	15/07/2015	16/07/2015	16/07/2015	24/07/2015	-	-	-	-	-	-	-	-	-	-	-	-	-	-	-	-	-	-	-	-
IP4156	3.80-	15/07/2015	16/07/2015	16/07/2015	24/07/2015	-	-	-	-	-	-	-	-	-	-	-	-	-	-	-	-	-	-	-	-
IP4156	5.40-	15/07/2015	16/07/2015	16/07/2015	24/07/2015	-	-	-	-	-	-	-	-	-	-	-	-	-	-	-	-	-	-	-	-
IP4157	0.40-	15/07/2015	16/07/2015	16/07/2015	24/07/2015	-	-	-	-	-	-	-	-	-	-	-	-	-	-	-	-	-	-	-	-
IP4157	1.60-	15/07/2015	16/07/2015	16/07/2015	24/07/2015	-	-	-	-	-	-	-	-	-	-	-	-	-	-	-	-	-	-	-	-
IP4157	2.50-	15/07/2015	16/07/2015	16/07/2015	24/07/2015	-	-	-	-	-	-	-	-	-	-	-	-	-	-	-	-	-	-	-	-
IP4157	4.00-	15/07/2015	16/07/2015	16/07/2015	24/07/2015	-	-	-	-	-	-	-	-	-	-	-	-	-	-	-	-	-	-	-	-
IP4157	5.50-	15/07/2015	16/07/2015	16/07/2015	24/07/2015	-	-	-	-	-	-	-	-	-	-	-	-	-	-	-	-	-	-	-	-
IP4158	0.30-	14/07/2015	15/07/2015	29/07/2015	29/07/2015	-	-	-	-	-	-	-	-	-	-	-	-	-	-	-	-	-	-	-	-
IP4158	1.30-	14/07/2015	15/07/2015	29/07/2015	29/07/2015	-	-	-	-	-	-	-	-	-	-	-	-	-	-	-	-	-	-	-	-
IP4158	3.00-	14/07/2015	15/07/2015	29/07/2015	29/07/2015	-	-	-	-	-	-	-	-	-	-	-	-	-	-	-	-	-	-	-	-
IP4158	3.80-	14/07/2015	15/07/2015	29/07/2015	29/07/2015	-	-	-	-	-	-	-	-	-	-	-	-	-	-	-	-	-	-	-	-
IP4159	1.50-	14/07/2015	15/07/2015	29/07/2015	29/07/2015	-	-	-	-	-	-	-	-	-	-	-	-	-	-	-	-	-	-	-	-
IP4159	2.50-	14/07/2015	15/07/2015	29/07/2015	29/07/2015	-	-	-	-	-	-	-	-	-	-	-	-	-	-	-	-	-	-	-	-
IP4159	3.50-	14/07/2015	15/07/2015	29/07/2015	29/07/2015	-	-	-	-	-	-	-	-	-	-	-	-	-	-	-	-	-	-	-	-
IP4159	4.70-	14/07/2015	15/07/2015	29/07/2015	29/07/2015	-	-	-	-	-	-	-	-	-	-	-	-	-	-	-	-	-	-	-	-
IP4160	0.70-	24/06/2015	26/06/2015	14/07/2015	23/07/2015	<160	<100	<100	<90	<80	<100	<140	<90	376	<100	<80	<50	817	<100	<140	<100	<200	<200	<130	<200
IP4160	1.60-	24/06/2015	26/06/2015	14/07/2015	23/07/2015	<160	<100	<100	<90	<80	<100	<140	<90	<100	<100	<80	<50	<110	<100	<140	<100	<200	<200	<130	<200
IP4160	2.40-	24/06/2015	26/06/2015	14/07/2015	23/07/2015	<16	<10	<10	<9	<8	<10	<14	<9	<10	<10	<8	<5	<11	<10	<14	<10	<20	<20	<13	<20
IP4160	4.10-	24/06/2015	26/06/2015	14/07/2015	23/07/2015	<16	<10	<10	<9	<8	<10	<14	<9	<10	<10	<8	<5	<11	<10	<14	<10	<20	<20	<13	<20
IP4161	0.50-	23/06/2015	25/06/2015	08/07/2015	23/07/2015	-	-	-	-	-	-	-	-	-	-	-	-	-	-	-	-	-	-	-	-
IP4161	1.20-	23/06/2015	25/06/2015	08/07/2015	23/07/2015	-	-	-	-	-	-	-	-	-	-	-	-	-	-	-	-	-	-	-	-
IP4161	2.50-	23/06/2015	25/06/2015	08/07/2015	23/07/2015	-	-	-	-	-	-	-	-	-	-	-	-	-	-	-	-	-	-	-	-
IP4161	3.50-	23/06/2015	25/06/2015	08/07/2015	23/07/2015	-	-	-	-	-	-	-	-	-	-	-	-	-	-	-	-	-	-	-	-
IP4161	4.50-	23/06/2015	25/06/2015	08/07/2015	23/07/2015	-	-	-	-	-	-	-	-	-	-	-	-	-	-	-	-	-	-	-	-
IP4162	0.50-	24/06/2015	26/06/2015	14/07/2015	23/07/2015	-	-	-	-	-	-	-	-	-	-	-	-	-	-	-	-	-	-	-	-
IP4162	1.50-	24/06/2015	26/06/2015	14/07/2015	23/07/2015	-	-	-	-	-	-	-	-	-	-	-	-	-	-	-	-	-	-	-	-
IP4163	0.50-	22/07/2015	23/07/2015	23/07/2015	31/07/2015	-	-	-	-	-	-	-	-	-	-	-	-	-	-	-	-	-	-	-	-
IP4164	0.40-	22/07/2015	23/07/2015	23/07/2015	31/07/2015	-	-	-	-	-	-	-	-	-	-	-	-	-	-	-	-	-	-	-	-
IP4164	1.50-	22/07/2015	23/07/2015	23/07/2015	31/07/2015	-	-	-	-	-	-	-	-	-	-	-	-	-	-	-	-	-	-	-	-
IP4164	2.80-	22/07/2015	23/07/2015	23/07/2015	31/07/2015	-	-	-	-	-	-	-	-	-	-	-	-	-	-	-	-	-	-	-	-
IP4164	3.70-	22/07/2015	23/07/2015	23/07/2015	31/07/2015	-	-	-	-	-	-	-	-	-	-	-	-	-	-	-	-	-	-	-	-
IP4164	5.40-	22/07/2015	23/07/2015	23/07/2015	31/07/2015	-	-	-	-	-	-	-	-	-	-	-	-	-	-	-	-	-	-	-	-
IP4165	0.50-	23/06/2015	25/06/2015	08/07/2015	23/07/2015	-	-	-	-	-	-	-	-	-	-	-	-	-	-	-	-	-	-	-	-
IP4165	1.60-	23/06/2015	25/06/2015	08/07/2015	23/07/2015	-	-	-	-	-	-	-	-	-	-	-	-	-	-	-	-	-	-	-	-
IP4165	2.00-	23/06/2015	25/06/2015	08/07/2015	23/07/2015	-	-	-	-	-	-	-	-	-	-	-	-	-	-	-	-	-	-	-	-
IP4165	3.00-	23/06/2015	25/06/2015	08/07/2015	23/07/2015	-	-	-	-	-	-	-	-	-	-	-	-	-	-	-	-	-	-	-	-
IP4165	4.00-	23/06/2015	25/06/2015	08/07/2015	23/07/2015	-	-	-	-	-	-	-	-	-	-	-	-	-	-	-	-	-	-	-	-
IP4166	0.50-	24/06/2015	26/06/2015	14/07/2015	23/07/2015	<160	<100	<100	<90	<80	<100	<140	<90	<100	<100	<80	<50	<110	<100	<140	<100	<200	<200	<130	<200
IP4166	1.10-	24/06/2015	26/06/2015	14/07/2015	23/07/2015	<160	<100	<100	<90	<80	<100	<140	<90	<100	<100	<80	<50	<110	<100	<140	<100	<200	<200	<130	<200
IP4166	2.40-	24/06/2015	26/06/2015	14/07/2015	23/07/2015	<160	<100	<100	<90	<80	<100	<140	<90	<100	<100	<80	<50	<110	<100	<140	<100	<200	<200	<130	<200
IP4166	3.40-	24/06/2015	26/06/2015	14/07/2015	23/07/2015	<16	<10	<10	<9	<8	<10	<14	<9	<10	<10	<8	<5	<11	<10	<14	<10	<20	<20	<13	<20
IP4167	0.50-	24/06/2015	26/06/2015	14/07/2015	23/07/2015	<160	<100	<100	<90	<80	<100	<140	<90	<100	<100	<80	<50	<110	<100	<140	<100	<200	<200	<130	<200
IP4167	1.00-	24/06/2015	26/06/2015	14/07/2015	23/07/2015	<16	<10	<10	<9	<8	<10	<14	<9	<10	<10	<8	<5	<11	<10	<14	<10	<20	<20	<13	<20
IP4167	1.50-	24/06/2015	26/06/2015	14/07/2015	23/07/2015	<16	<10	<10	<9	<8	<10	<14	<9	<10	<10	<8	<5	<11	<10	<14	<10	<20	<20	<13	<20
IP4167	2.50-	24/06/2015	26/06/2015	14/07/2015	23/07/2015	<16	<10	15.4	<9	<8	<10	<14	24.9	68.9	<10	<8	<5	66.1	<10	<14	<10	<20	<20	<13	<20
IP4167	3.00-	24/06/2015	26/06/2015	14/07/2015	23/07/2015	<16	<10	<10	<9	<8	<10	<14	<9	<10	<10	<8	<5	<11	<10	<14	<10	<20	<20	<13	<20
IP4168	0.50-	20/07/2015	21/07/2015	04/08/2015	10/08/2015	-	-	-	-	-	-	-	-	-	-	-	-	-	-	-	-	-	-	-	-
IP4168	1.50-	20/07/2015	21/07/2015	04/08/2015	10/08/2015	<160	<100	<100	<90	<80	<100	<140	<90	125	<100	<80	<50	<110	<100	<140	<100	<200	<200	<130	<200
IP4168	2.50-	20/07/2015	21/07/2015	04/08/2015	10/08/2015	<16	<10	<10	<9	<8	<10	<14	<9	<10	<10	<8	<5	<11	<10	<14	<10	<20	<20	<13	<20
IP4168	3.50-	20/07/2015	21/07/2015	04/08/2015	10/08/2015	-	-	-	-	-	-	-	-	-	-	-	-	-	-	-	-	-	-	-	-
IP4168	4.50-	20/07/2015	21/07/2015	04/08/2015	10/08/2015	-	-	-	-	-	-	-	-	-	-	-	-	-	-	-	-	-	-	-	-
IP4169	0.50-	25/06/2015	27/06/2015	15/07/2015	24/07/2015	-	-	-	-	-	-	-	-	-	-	-	-	-	-	-	-	-	-	-	-
IP4169	1.50-	25/06/2015	29/06/2015	15/07/2015	24/07/2015	-	-	-	-	-	-	-	-	-	-	-	-	-	-	-	-	-	-	-	-
IP4169	2.50-	25/06/2015	29/06/2015	15/07/2015	24/07/2015	-	-	-	-	-	-	-	-	-	-	-	-	-	-	-	-	-	-	-	-
IP4169	3.50-	25/06/2015	29/06/2015	15/07/2015	24/07/2015	-	-	-	-	-	-	-	-	-	-	-	-	-	-	-	-	-	-	-	-
IP4169	5.50-	25/06/2015	29/06/2015	15/07/2015	24/07/2015	-	-	-	-	-	-	-	-	-	-	-	-	-	-	-	-	-	-	-	-
IP4170	0.50-	25/06/2015	27/06/2015	15/07/2015	24/07/2015	-	-	-	-	-	-	-	-	-	-	-	-	-	-	-	-	-	-	-	-
IP4170	1.30-	25/06/2015	27/06/2015	15/07/2015	24/07/2015	-	-	-	-	-	-	-	-	-	-	-	-	-	-	-	-	-	-	-	-
IP4170	2.20-	25/06/2015	27/06/2015	15/07/2015	24/07/2015	-	-	-	-	-	-	-	-	-	-	-	-	-	-	-	-	-	-	-	-
IP4170	3.30-	25/06/2015	27/06/2015	15/07/2015	24/07/2015	-	-	-	-	-	-	-	-	-	-	-	-	-	-	-	-	-	-	-	-
IP4171	0.50-	26/06/2015	27/06/2015	14/07/2015	23/07/2015	-	-	-	-	-	-	-	-	-	-	-	-	-	-	-	-	-	-	-	-
IP4171	1.50-	26/06/2015	27/06/2015	14/07/2015	23/07/2015	-	-	-	-	-	-	-	-	-	-	-	-	-	-	-	-	-	-	-	-
IP4171	2.50-	26/06/2015	27/06/2015	14/07/2015	23/07/2015	-	-	-	-	-	-	-	-	-	-	-	-	-	-	-	-	-	-	-	-
IP4171	3.50-	26/06/2015	27/06/2015	14/07/2015	23/07/2015	-	-	-	-	-	-	-	-	-	-	-	-	-	-	-	-	-	-	-	-
IP4171	4.50-	26/06/2015	27/06/2015	14/07/2015	23/07/2015	-	-	-	-	-	-	-	-	-	-	-	-	-	-	-	-	-	-	-	-
IP4172	0.50-	26/06/2015	27/06/2015	14/07/2015	23/07/2015	-	-	-	-	-	-	-	-	-	-	-	-	-	-	-	-	-	-	-	-
IP4172	1.50-	26/06/2015	27/06/2015	14/07/2015	23/07/2015	-	-	-	-	-	-	-	-	-	-	-	-	-	-	-	-	-	-	-	-
IP4172	2.50-	26/06/2015	27/06/2015	14/07/2015	23/07/2015	-	-	-	-	-	-	-	-	-	-	-	-	-	-	-	-	-	-	-	-
IP4172	3.50-	26/06/2015	27/06/2015	14/07/2015	23/07/2015	-	-	-	-	-	-	-	-	-	-	-	-	-	-	-	-	-	-	-	-
IP4172	4.50-	26/06/2015	27/06/2015	14/07/2015	23/07/2015	-	-	-	-	-	-	-	-	-	-	-	-	-	-	-	-	-	-	-	-
IP4173	0.30-	25/06/2015	27/06/2015	15/07/2015	24/07/2015	-	-	-	-	-	-	-	-	-	-	-	-	-	-	-	-	-	-	-	-
IP4173	1.50-	25/06/2015	27/06/2015	15/07/2015	24/07/2015	-	-	-	-	-	-	-	-	-	-	-	-	-	-	-	-	-	-	-	-
IP4173	2.00-	25/06/2015	27/06/2015	15/07/2015	24/07/2015	-	-	-	-	-	-	-	-	-	-	-	-	-	-	-	-	-	-	-	-
IP4173	3.50-	25/06/2015	27/06/2015	15/07/2015	24/07/2015	-	-	-	-	-	-	-	-	-	-	-	-	-	-	-	-	-	-	-	-
IP4173	4.50-	25/06/2015	27/06/2015	15/07/2015	24/07/2015	-	-	-	-	-	-	-	-	-	-	-	-	-	-	-	-	-	-	-	-

Monitor Phase 68

Commercial 1% >1m

Customer Sample ID	Depth	Sampled Date	Sample Received Date	Final Instruction Date	Report Completed Date	1,2,3-Trichloropropane	Bromobenzene	Propylbenzene	2-Chlorotoluene	1,3,5-Trimethylbenzene	4-Chlorotoluene	tert-Butylbenzene	1,2,4-Trimethylbenzene	sec-Butylbenzene	4-Isopropyltoluene	1,3-Dichlorobenzene	1,4-Dichlorobenzene	n-Butylbenzene	1,2-Dichlorobenzene	1,2-Dibromo-3-chloropropane	Tert-amyl methyl ether	1,2,4-Trichlorobenzene	Hexachlorobutadiene	Naphthalene	1,2,3-Trichlorobenzene
						TM116	TM116	TM116	TM116	TM116	TM116	TM116	TM116	TM116	TM116	TM116	TM116	TM116	TM116	TM116	TM116	TM116	TM116	TM116	TM116
						µg/kg	µg/kg	µg/kg	µg/kg	µg/kg	µg/kg	µg/kg	µg/kg	µg/kg	µg/kg	µg/kg	µg/kg	µg/kg	µg/kg	µg/kg	µg/kg	µg/kg	µg/kg	µg/kg	µg/kg
						<16	<10	<10	<9	<8	<10	<14	<9	<10	<10	<8	<5	<11	<10	<14	<10	<20	<20	<13	<20
IP4174	0.50-	25/06/2015	27/06/2015	15/07/2015	24/07/2015	-	-	-	-	-	-	-	-	-	-	-	-	-	-	-	-	-	-	-	-
IP4174	1.50-	25/06/2015	27/06/2015	15/07/2015	24/07/2015	-	-	-	-	-	-	-	-	-	-	-	-	-	-	-	-	-	-	-	-
IP4174	2.00-	25/06/2015	27/06/2015	15/07/2015	24/07/2015	-	-	-	-	-	-	-	-	-	-	-	-	-	-	-	-	-	-	-	-
IP4174	3.00-	25/06/2015	27/06/2015	15/07/2015	24/07/2015	-	-	-	-	-	-	-	-	-	-	-	-	-	-	-	-	-	-	-	-
IP4175	0.50-	25/06/2015	29/06/2015	15/07/2015	24/07/2015	-	-	-	-	-	-	-	-	-	-	-	-	-	-	-	-	-	-	-	-
IP4175	1.50-	25/06/2015	29/06/2015	15/07/2015	24/07/2015	-	-	-	-	-	-	-	-	-	-	-	-	-	-	-	-	-	-	-	-
IP4175	3.20-	25/06/2015	29/06/2015	15/07/2015	24/07/2015	-	-	-	-	-	-	-	-	-	-	-	-	-	-	-	-	-	-	-	-
IP4175	4.50-	25/06/2015	29/06/2015	15/07/2015	24/07/2015	-	-	-	-	-	-	-	-	-	-	-	-	-	-	-	-	-	-	-	-
IP4175	5.50-	25/06/2015	29/06/2015	15/07/2015	24/07/2015	-	-	-	-	-	-	-	-	-	-	-	-	-	-	-	-	-	-	-	-
IP4176	0.50-	20/07/2015	21/07/2015	04/08/2015	10/08/2015	-	-	-	-	-	-	-	-	-	-	-	-	-	-	-	-	-	-	-	-
IP4176	1.50-	20/07/2015	21/07/2015	04/08/2015	10/08/2015	-	-	-	-	-	-	-	-	-	-	-	-	-	-	-	-	-	-	-	-
IP4176	2.50-	20/07/2015	21/07/2015	04/08/2015	10/08/2015	-	-	-	-	-	-	-	-	-	-	-	-	-	-	-	-	-	-	-	-
IP4176	3.50-	20/07/2015	21/07/2015	04/08/2015	10/08/2015	-	-	-	-	-	-	-	-	-	-	-	-	-	-	-	-	-	-	-	-
IP4176	4.50-	20/07/2015	21/07/2015	04/08/2015	10/08/2015	-	-	-	-	-	-	-	-	-	-	-	-	-	-	-	-	-	-	-	-
IP4177	0.50-	24/06/2015	26/06/2015	14/07/2015	23/07/2015	<160	<100	<100	<90	<80	<100	<140	<90	<100	<100	<80	<50	<110	<100	<140	<100	<200	<200	<130	<200
IP4177	0.90-	24/06/2015	26/06/2015	14/07/2015	23/07/2015	<160	<100	<100	<90	<80	<100	<140	329	<100	<100	<80	<50	<110	<100	<140	<100	<200	<200	276	<200
IP4177	2.00-	24/06/2015	26/06/2015	14/07/2015	23/07/2015	<16	<10	<10	<9	<8	<10	<14	<9	<10	<10	<8	<5	<11	<10	<14	<10	<20	<20	<13	<20
IP4178	0.40-	24/06/2015	26/06/2015	14/07/2015	23/07/2015	-	-	-	-	-	-	-	-	-	-	-	-	-	-	-	-	-	-	-	-
IP4178	1.00-	24/06/2015	26/06/2015	14/07/2015	23/07/2015	-	-	-	-	-	-	-	-	-	-	-	-	-	-	-	-	-	-	-	-
IP4178	1.50-	24/06/2015	26/06/2015	14/07/2015	23/07/2015	-	-	-	-	-	-	-	-	-	-	-	-	-	-	-	-	-	-	-	-
IP4178	2.00-	24/06/2015	26/06/2015	14/07/2015	23/07/2015	-	-	-	-	-	-	-	-	-	-	-	-	-	-	-	-	-	-	-	-
IP4178	2.50-	24/06/2015	26/06/2015	14/07/2015	23/07/2015	-	-	-	-	-	-	-	-	-	-	-	-	-	-	-	-	-	-	-	-
IP4185	0.50-	26/06/2015	27/06/2015	14/07/2015	23/07/2015	<160	<100	<100	<90	<80	<100	<140	<90	<100	<100	<80	<50	<110	<100	<140	<100	<200	<200	<130	<200
IP4186	0.50-	25/06/2015	29/06/2015	15/07/2015	24/07/2015	-	-	-	-	-	-	-	-	-	-	-	-	-	-	-	-	-	-	-	-
IP4186	1.50-	25/06/2015	29/06/2015	15/07/2015	24/07/2015	-	-	-	-	-	-	-	-	-	-	-	-	-	-	-	-	-	-	-	-
IP4186	2.50-	25/06/2015	29/06/2015	15/07/2015	24/07/2015	-	-	-	-	-	-	-	-	-	-	-	-	-	-	-	-	-	-	-	-
IP4186	3.50-	25/06/2015	29/06/2015	15/07/2015	24/07/2015	-	-	-	-	-	-	-	-	-	-	-	-	-	-	-	-	-	-	-	-
IP4186	4.50-	25/06/2015	29/06/2015	15/07/2015	24/07/2015	-	-	-	-	-	-	-	-	-	-	-	-	-	-	-	-	-	-	-	-
IP4187	0.50-	26/06/2015	27/06/2015	14/07/2015	23/07/2015	-	-	-	-	-	-	-	-	-	-	-	-	-	-	-	-	-	-	-	-
IP4187	1.50-	26/06/2015	27/06/2015	14/07/2015	23/07/2015	-	-	-	-	-	-	-	-	-	-	-	-	-	-	-	-	-	-	-	-
IP4187	2.50-	26/06/2015	27/06/2015	14/07/2015	23/07/2015	-	-	-	-	-	-	-	-	-	-	-	-	-	-	-	-	-	-	-	-
IP4188	0.56-	25/06/2015	27/06/2015	15/07/2015	24/07/2015	-	-	-	-	-	-	-	-	-	-	-	-	-	-	-	-	-	-	-	-
IP4188	1.50-	25/06/2015	27/06/2015	15/07/2015	24/07/2015	-	-	-	-	-	-	-	-	-	-	-	-	-	-	-	-	-	-	-	-
IP4188	2.00-	25/06/2015	27/06/2015	15/07/2015	24/07/2015	-	-	-	-	-	-	-	-	-	-	-	-	-	-	-	-	-	-	-	-
IP4188	2.50-	25/06/2015	27/06/2015	15/07/2015	24/07/2015	-	-	-	-	-	-	-	-	-	-	-	-	-	-	-	-	-	-	-	-
IP4188	3.50-	25/06/2015	27/06/2015	15/07/2015	24/07/2015	-	-	-	-	-	-	-	-	-	-	-	-	-	-	-	-	-	-	-	-
IP4189	0.50-	26/06/2015	27/06/2015	14/07/2015	23/07/2015	-	-	-	-	-	-	-	-	-	-	-	-	-	-	-	-	-	-	-	-
IP4189	1.10-	26/06/2015	27/06/2015	14/07/2015	23/07/2015	-	-	-	-	-	-	-	-	-	-	-	-	-	-	-	-	-	-	-	-
IP4189	2.50-	26/06/2015	27/06/2015	14/07/2015	23/07/2015	-	-	-	-	-	-	-	-	-	-	-	-	-	-	-	-	-	-	-	-
IP4189	3.50-	26/06/2015	27/06/2015	14/07/2015	23/07/2015	-	-	-	-	-	-	-	-	-	-	-	-	-	-	-	-	-	-	-	-
IP4189	5.00-	26/06/2015	27/06/2015	14/07/2015	23/07/2015	-	-	-	-	-	-	-	-	-	-	-	-	-	-	-	-	-	-	-	-
IP4190	0.50-	25/06/2015	29/06/2015	15/07/2015	24/07/2015	-	-	-	-	-	-	-	-	-	-	-	-	-	-	-	-	-	-	-	-
IP4191	0.50-	25/06/2015	29/06/2015	15/07/2015	24/07/2015	<160	<100	<100	<90	<80	<100	<140	<90	<100	<100	<80	<50	<110	<100	<140	<100	<200	<200	<130	<200
IP4202	1.50-	25/06/2015	29/06/2015	15/07/2015	24/07/2015	-	-	-	-	-	-	-	-	-	-	-	-	-	-	-	-	-	-	-	-
IP4202	2.50-	25/06/2015	29/06/2015	15/07/2015	24/07/2015	-	-	-	-	-	-	-	-	-	-	-	-	-	-	-	-	-	-	-	-
IP4202	3.50-	25/06/2015	29/06/2015	15/07/2015	24/07/2015	-	-	-	-	-	-	-	-	-	-	-	-	-	-	-	-	-	-	-	-
IP4202	4.50-	25/06/2015	29/06/2015	15/07/2015	24/07/2015	-	-	-	-	-	-	-	-	-	-	-	-	-	-	-	-	-	-	-	-
IP4202	5.50-	25/06/2015	29/06/2015	15/07/2015	24/07/2015	-	-	-	-	-	-	-	-	-	-	-	-	-	-	-	-	-	-	-	-

Monitor Phase 68

							VOC TIC	butenydimethylbenzene isomer	decahydromethyl naphthalene isomer	diethylbenzene isomer	dimethyl octane isomer	ethyldimethylbenzene isomer	Hydrocarbon Range C10 to C20	Hydrocarbon Range C6-C20	methylbutenylbenzene isomer	methyldecane isomer	methylpropenylbenzene isomer	mixed hydrocarbons	tetramethyl benzene isomer	tetramethylbenzene isomer	Trimethylstyrene isomer	UCM
							Commercial 1% >1m															
							TM116															
Customer Sample ID	Depth	Sampled Date	Sample Received Date	Final Instruction Date	Report Completed Date		µg/kg	µg/kg	µg/kg	µg/kg	µg/kg	µg/kg	µg/kg	µg/kg	µg/kg	µg/kg	µg/kg	µg/kg	µg/kg	µg/kg	µg/kg	µg/kg
IP4149	0.50-	21/07/2015	22/07/2015	04/08/2015	08/08/2015		-	-	-	-	-	-	-	-	-	-	-	-	-	-	-	-
IP4149	1.50-	21/07/2015	22/07/2015	04/08/2015	08/08/2015		-	-	-	-	-	-	-	-	-	-	-	-	-	-	-	-
IP4150	0.40-	23/06/2015	25/06/2015	08/07/2015	23/07/2015		-	-	-	-	-	-	-	-	-	-	-	-	-	-	-	-
IP4150	1.50-	23/06/2015	25/06/2015	08/07/2015	23/07/2015		-	-	-	-	-	-	-	-	-	-	-	-	-	-	-	-
IP4150	2.50-	23/06/2015	25/06/2015	08/07/2015	23/07/2015		-	-	-	-	-	-	-	-	-	-	-	-	-	-	-	-
IP4150	3.50-	23/06/2015	25/06/2015	08/07/2015	23/07/2015		-	-	-	-	-	-	-	-	-	-	-	-	-	-	-	-
IP4150	4.50-	23/06/2015	25/06/2015	08/07/2015	23/07/2015		-	-	-	-	-	-	-	-	-	-	-	-	-	-	-	-
IP4151	0.50-	23/06/2015	25/06/2015	08/07/2015	23/07/2015		-	-	-	-	-	-	-	-	-	-	-	-	-	-	-	-
IP4151	1.20-	23/06/2015	25/06/2015	08/07/2015	23/07/2015		-	-	-	-	-	-	-	-	-	-	-	-	-	-	-	-
IP4151	1.60-	23/06/2015	25/06/2015	08/07/2015	23/07/2015		-	-	-	-	-	-	-	-	-	-	-	-	-	-	-	-
IP4152	0.50-	24/06/2015	26/06/2015	14/07/2015	23/07/2015		-	-	-	-	-	-	-	-	-	-	-	-	-	-	-	-
IP4152	1.50-	24/06/2015	26/06/2015	14/07/2015	23/07/2015		-	-	-	-	-	-	-	-	-	-	-	-	-	-	-	-
IP4152	2.50-	24/06/2015	26/06/2015	14/07/2015	23/07/2015		-	-	-	-	-	-	-	-	-	-	-	-	-	-	-	-
IP4152	3.50-	24/06/2015	26/06/2015	14/07/2015	23/07/2015		-	-	-	-	-	-	-	-	-	-	-	-	-	-	-	-
IP4152	5.00-	24/06/2015	26/06/2015	14/07/2015	23/07/2015		-	-	-	-	-	-	-	-	-	-	-	-	-	-	-	-
IP4153	0.30-	14/07/2015	15/07/2015	29/07/2015	29/07/2015		-	-	-	-	-	-	-	-	-	-	-	-	-	-	-	-
IP4153	1.30-	14/07/2015	15/07/2015	29/07/2015	29/07/2015		-	-	-	-	-	-	-	-	-	-	-	-	-	-	-	-
IP4153	2.30-	14/07/2015	15/07/2015	29/07/2015	29/07/2015		-	-	-	-	-	-	-	-	-	-	-	-	-	-	-	-
IP4153	3.30-	14/07/2015	15/07/2015	29/07/2015	29/07/2015		-	-	-	-	-	-	-	-	-	-	-	-	-	-	-	-
IP4153	4.40-	14/07/2015	15/07/2015	29/07/2015	29/07/2015		-	-	-	-	-	-	-	-	-	-	-	-	-	-	-	-
IP4153	5.50-	14/07/2015	15/07/2015	29/07/2015	29/07/2015		-	-	-	-	-	-	-	-	-	-	-	-	-	-	-	-
IP4154	0.50-	14/07/2015	15/07/2015	29/07/2015	29/07/2015		-	-	-	-	-	-	-	-	-	-	-	-	-	-	-	-
IP4154	1.50-	14/07/2015	15/07/2015	29/07/2015	29/07/2015		-	-	-	-	-	-	-	-	-	-	-	-	-	-	-	-
IP4154	2.50-	14/07/2015	15/07/2015	29/07/2015	29/07/2015		-	-	-	-	-	-	-	-	-	-	-	-	-	-	-	-
IP4154	3.50-	14/07/2015	15/07/2015	29/07/2015	29/07/2015		-	-	-	-	-	-	-	-	-	-	-	-	-	-	-	-
IP4154	4.50-	14/07/2015	15/07/2015	29/07/2015	29/07/2015		-	-	-	-	-	-	-	-	-	-	-	-	-	-	-	-
IP4155	0.30-	15/07/2015	16/07/2015	16/07/2015	24/07/2015		-	-	-	-	-	-	-	-	-	-	-	-	-	-	-	-
IP4155	0.70-	15/07/2015	16/07/2015	16/07/2015	24/07/2015		-	-	-	-	-	-	-	-	-	-	-	-	-	-	-	-
IP4155	1.60-	15/07/2015	16/07/2015	16/07/2015	24/07/2015		-	-	-	-	-	-	-	-	-	-	-	-	-	-	-	-
IP4155	2.40-	15/07/2015	16/07/2015	16/07/2015	24/07/2015		-	-	-	-	-	-	-	-	-	-	-	-	-	-	-	-
IP4155	3.80-	15/07/2015	16/07/2015	16/07/2015	24/07/2015		-	-	-	-	-	-	-	-	-	-	-	-	-	-	-	-
IP4155	5.60-	15/07/2015	16/07/2015	16/07/2015	24/07/2015		-	-	-	-	-	-	-	-	-	-	-	-	-	-	-	-
IP4156	0.50-	15/07/2015	16/07/2015	16/07/2015	24/07/2015		-	-	-	-	-	-	-	-	-	-	-	-	-	-	-	-
IP4156	1.70-	15/07/2015	16/07/2015	16/07/2015	24/07/2015		-	-	-	-	-	-	-	-	-	-	-	-	-	-	-	-
IP4156	2.50-	15/07/2015	16/07/2015	16/07/2015	24/07/2015		-	-	-	-	-	-	-	-	-	-	-	-	-	-	-	-
IP4156	3.80-	15/07/2015	16/07/2015	16/07/2015	24/07/2015		-	-	-	-	-	-	-	-	-	-	-	-	-	-	-	-
IP4156	5.40-	15/07/2015	16/07/2015	16/07/2015	24/07/2015		-	-	-	-	-	-	-	-	-	-	-	-	-	-	-	-
IP4157	0.40-	15/07/2015	16/07/2015	16/07/2015	24/07/2015		-	-	-	-	-	-	-	-	-	-	-	-	-	-	-	-
IP4157	1.60-	15/07/2015	16/07/2015	16/07/2015	24/07/2015		-	-	-	-	-	-	-	-	-	-	-	-	-	-	-	-
IP4157	2.50-	15/07/2015	16/07/2015	16/07/2015	24/07/2015		-	-	-	-	-	-	-	-	-	-	-	-	-	-	-	-
IP4157	4.00-	15/07/2015	16/07/2015	16/07/2015	24/07/2015		-	-	-	-	-	-	-	-	-	-	-	-	-	-	-	-
IP4157	5.50-	15/07/2015	16/07/2015	16/07/2015	24/07/2015		-	-	-	-	-	-	-	-	-	-	-	-	-	-	-	-
IP4158	0.30-	14/07/2015	15/07/2015	29/07/2015	29/07/2015		-	-	-	-	-	-	-	-	-	-	-	-	-	-	-	-
IP4158	1.30-	14/07/2015	15/07/2015	29/07/2015	29/07/2015		-	-	-	-	-	-	-	-	-	-	-	-	-	-	-	-
IP4158	3.00-	14/07/2015	15/07/2015	29/07/2015	29/07/2015		-	-	-	-	-	-	-	-	-	-	-	-	-	-	-	-
IP4158	3.80-	14/07/2015	15/07/2015	29/07/2015	29/07/2015		-	-	-	-	-	-	-	-	-	-	-	-	-	-	-	-
IP4159	1.50-	14/07/2015	15/07/2015	29/07/2015	29/07/2015		-	-	-	-	-	-	-	-	-	-	-	-	-	-	-	-
IP4159	2.50-	14/07/2015	15/07/2015	29/07/2015	29/07/2015		-	-	-	-	-	-	-	-	-	-	-	-	-	-	-	-
IP4159	3.50-	14/07/2015	15/07/2015	29/07/2015	29/07/2015		-	-	-	-	-	-	-	-	-	-	-	-	-	-	-	-
IP4159	4.70-	14/07/2015	15/07/2015	29/07/2015	29/07/2015		-	-	-	-	-	-	-	-	-	-	-	-	-	-	-	-
IP4160	0.70-	24/06/2015	26/06/2015	14/07/2015	23/07/2015	Detected	5570	-	3440	-	8500	-	-	-	5410	-	-	19400	11100	-		
IP4160	1.60-	24/06/2015	26/06/2015	14/07/2015	23/07/2015	Not Detected	-	-	-	-	-	-	-	-	-	-	-	-	-	-		
IP4160	2.40-	24/06/2015	26/06/2015	14/07/2015	23/07/2015	Detected	-	-	-	-	-	-	-	64	-	-	-	123	-	-		
IP4160	4.10-	24/06/2015	26/06/2015	14/07/2015	23/07/2015	Not Detected	-	-	-	-	-	-	-	-	-	-	-	-	-	-		
IP4161	0.50-	23/06/2015	25/06/2015	08/07/2015	23/07/2015	-	-	-	-	-	-	-	-	-	-	-	-	-	-	-		
IP4161	1.20-	23/06/2015	25/06/2015	08/07/2015	23/07/2015	-	-	-	-	-	-	-	-	-	-	-	-	-	-	-		
IP4161	2.50-	23/06/2015	25/06/2015	08/07/2015	23/07/2015	-	-	-	-	-	-	-	-	-	-	-	-	-	-	-		
IP4161	3.50-	23/06/2015	25/06/2015	08/07/2015	23/07/2015	-	-	-	-	-	-	-	-	-	-	-	-	-	-	-		
IP4161	4.50-	23/06/2015	25/06/2015	08/07/2015	23/07/2015	-	-	-	-	-	-	-	-	-	-	-	-	-	-	-		
IP4162	0.50-	24/06/2015	26/06/2015	14/07/2015	23/07/2015	-	-	-	-	-	-	-	-	-	-	-	-	-	-	-		
IP4162	1.50-	24/06/2015	26/06/2015	14/07/2015	23/07/2015	-	-	-	-	-	-	-	-	-	-	-	-	-	-	-		
IP4163	0.50-	22/07/2015	23/07/2015	23/07/2015	31/07/2015	-	-	-	-	-	-	-	-	-	-	-	-	-	-	-		
IP4164	0.40-	22/07/2015	23/07/2015	23/07/2015	31/07/2015	-	-	-	-	-	-	-	-	-	-	-	-	-	-	-		
IP4164	1.50-	22/07/2015	23/07/2015	23/07/2015	31/07/2015	-	-	-	-	-	-	-	-	-	-	-	-	-	-	-		
IP4164	2.80-	22/07/2015	23/07/2015	23/07/2015	31/07/2015	-	-	-	-	-	-	-	-	-	-	-	-	-	-	-		
IP4164	3.70-	22/07/2015	23/07/2015	23/07/2015	31/07/2015	-	-	-	-	-	-	-	-	-	-	-	-	-	-	-		
IP4164	5.40-	22/07/2015	23/07/2015	23/07/2015	31/07/2015	-	-	-	-	-	-	-	-	-	-	-	-	-	-	-		
IP4165	0.50-	23/06/2015	25/06/2015	08/07/2015	23/07/2015	-	-	-	-	-	-	-	-	-	-	-	-	-	-	-		
IP4165	1.60-	23/06/2015	25/06/2015	08/07/2015	23/07/2015	-	-	-	-	-	-	-	-	-	-	-	-	-	-	-		
IP4165	2.00-	23/06/2015	25/06/2015	08/07/2015	23/07/2015	-	-	-	-	-	-	-	-	-	-	-	-	-	-	-		
IP4165	3.00-	23/06/2015	25/06/2015	08/07/2015	23/07/2015	-	-	-	-	-	-	-	-	-	-	-	-	-	-	-		
IP4165	4.00-	23/06/2015	25/06/2015	08/07/2015	23/07/2015	-	-	-	-	-	-	-	-	-	-	-	-	-	-	-		
IP4166	0.50-	24/06/2015	26/06/2015	14/07/2015	23/07/2015	Not Detected	-	-	-	-	-	-	-	-	-	-	-	-	-	-		
IP4166	1.10-	24/06/2015	26/06/2015	14/07/2015	23/07/2015	Not Detected	-	-	-	-	-	-	-	-	-	-	-	-	-	-		
IP4166	2.40-	24/06/2015	26/06/2015	14/07/2015	23/07/2015	Not Detected	-	-	-	-	-	-	-	-	-	-	-	-	-	-		
IP4166	3.40-	24/06/2015	26/06/2015	14/07/2015	23/07/2015	Not Detected	-	-	-	-	-	-	-	-	-	-	-	-	-	-		
IP4167	0.50-	24/06/2015	26/06/2015	14/07/2015	23/07/2015	Not Detected	-	-	-	-	-	-	-	-	-	-	-	-	-	-		
IP4167	1.00-	24/06/2015	26/06/2015	14/07/2015	23/07/2015	Not Detected	-	-	-	-	-	-	-	-	-	-	-	-	-	-		
IP4167	1.50-	24/06/2015	26/06/2015	14/07/2015	23/07/2015	Not Detected	-	-	-	-	-	-	-	-	-	-	-	-	-	-		
IP4167	2.50-	24/06/2015	26/06/2015	14/07/2015	23/07/2015	Detected	-	1090	-	333	599	-	-	-	910	-	-	2580	-	-		
IP4167	3.00-	24/06/2015	26/06/2015	14/07/2015	23/07/2015	Not Detected	-	-	-	-	-	-	-	-	-	-	-	-	-	-		
IP4168	0.50-	20/07/2015	21/07/2015	04/08/2015	10/08/2015	-	-	-	-	-	-	-	-	-	-	-	-	-	-	-		
IP4168	1.50-	20/07/2015	21/07/2015	04/08/2015	10/08/2015	Detected	-	-	-	-	-	-	**1630000**	-	-	-	27700	-	-	-		
IP4168	2.50-	20/07/2015	21/07/2015	04/08/2015	10/08/2015	Not Detected	-	-	-	-	-	-	-	-	-	-	-	-	-	-	-	**1570000**
IP4168	3.50-	20/07/2015	21/07/2015	04/08/2015	10/08/2015	-	-	-	-	-	-	-	-	-	-	-	-	-	-	-	-	-
IP4168	4.50-	20/07/2015	21/07/2015	04/08/2015	10/08/2015	-	-	-	-	-	-	-	-	-	-	-	-	-	-	-	-	-
IP4169	0.50-	25/06/2015	27/06/2015	15/07/2015	24/07/2015	-	-	-	-	-	-	-	-	-	-	-	-	-	-	-		
IP4169	1.50-	25/06/2015	29/06/2015	15/07/2015	24/07/2015	-	-	-	-	-	-	-	-	-	-	-	-	-	-	-		
IP4169	2.50-	25/06/2015	29/06/2015	15/07/2015	24/07/2015	-	-	-	-	-	-	-	-	-	-	-	-	-	-	-		
IP4169	3.50-	25/06/2015	29/06/2015	15/07/2015	24/07/2015	-	-	-	-	-	-	-	-	-	-	-	-	-	-	-		
IP4169	5.50-	25/06/2015	29/06/2015	15/07/2015	24/07/2015	-	-	-	-	-	-	-	-	-	-	-	-	-	-	-		
IP4170	0.50-	25/06/2015	27/06/2015	15/07/2015	24/07/2015	-	-	-	-	-	-	-	-	-	-	-	-	-	-	-		
IP4170	1.30-	25/06/2015	27/06/2015	15/07/2015	24/07/2015	-	-	-	-	-	-	-	-	-	-	-	-	-	-	-		
IP4170	2.20-	25/06/2015	27/06/2015	15/07/2015	24/07/2015	-	-	-	-	-	-	-	-	-	-	-	-	-	-	-		
IP4170	3.30-	25/06/2015	27/06/2015	15/07/2015	24/07/2015	-	-	-	-	-	-	-	-	-	-	-	-	-	-	-		
IP4171	0.50-	26/06/2015	27/06/2015	14/07/2015	23/07/2015	-	-	-	-	-	-	-	-	-	-	-	-	-	-	-		
IP4171	1.50-	26/06/2015	27/06/2015	14/07/2015	23/07/2015	-	-	-	-	-	-	-	-	-	-	-	-	-	-	-		
IP4171	2.50-	26/06/2015	27/06/2015	14/07/2015	23/07/2015	-	-	-	-	-	-	-	-	-	-	-	-	-	-	-		
IP4171	3.50-	26/06/2015	27/06/2015	14/07/2015	23/07/2015	-	-	-	-	-	-	-	-	-	-	-	-	-	-	-		
IP4171	4.50-	26/06/2015	27/06/2015	14/07/2015	23/07/2015	-	-	-	-	-	-	-	-	-	-	-	-	-	-	-		
IP4172	0.50-	26/06/2015	27/06/2015	14/07/2015	23/07/2015	-	-	-	-	-	-	-	-	-	-	-	-	-	-	-		
IP4172	1.50-	26/06/2015	27/06/2015	14/07/2015	23/07/2015	-	-	-	-	-	-	-	-	-	-	-	-	-	-	-		
IP4172	2.50-	26/06/2015	27/06/2015	14/07/2015	23/07/2015	-	-	-	-	-	-	-	-	-	-	-	-	-	-	-		
IP4172	3.50-	26/06/2015	27/06/2015	14/07/2015	23/07/2015	-	-	-	-	-	-	-	-	-	-	-	-	-	-	-		
IP4172	4.50-	26/06/2015	27/06/2015	14/07/2015	23/07/2015	-	-	-	-	-	-	-	-	-	-	-	-	-	-	-		
IP4173	0.30-	25/06/2015	27/06/2015	15/07/2015	24/07/2015	-	-	-	-	-	-	-	-	-	-	-	-	-	-	-		
IP4173	1.50-	25/06/2015	27/06/2015	15/07/2015	24/07/2015	-	-	-	-	-	-	-	-	-	-	-	-	-	-	-		
IP4173	2.00-	25/06/2015	27/06/2015	15/07/2015	24/07/2015	-	-	-	-	-	-	-	-	-	-	-	-	-	-	-		
IP4173	3.50-	25/06/2015	27/06/2015	15/07/2015	24/07/2015	-	-	-	-	-	-	-	-	-	-	-	-	-	-	-		
IP4173	4.50-	25/06/2015	27/06/2015	15/07/2015	24/07/2015	-	-	-	-	-	-	-	-	-	-	-	-	-	-	-		

Monitor Phase 68

Customer Sample ID	Depth	Sampled Date	Sample Received Date	Final Instruction Date	Report Completed Date	VOC TIC	butenydimethylbenzene isomer	decahydromethyl naphthalene isomer	diethylbenzene isomer	dimethyl octane isomer	ethyldimethylbenzene isomer	Hydrocarbon Range C10 to C20	Hydrocarbon Range C6-C20	methylbutenylbenzene isomer	methyldecane isomer	methylpropenylbenzene isomer	mixed hydrocarbons	tetramethyl benzene isomer	tetramethylbenzene isomer	Trimethylstyrene isomer	UCM
				Commercial 1% >1m		TM116															
						µg/kg	µg/kg	µg/kg	µg/kg	µg/kg	µg/kg	µg/kg	µg/kg	µg/kg	µg/kg	µg/kg	µg/kg	µg/kg	µg/kg	µg/kg	µg/kg
IP4174	0.50-	25/06/2015	27/06/2015	15/07/2015	24/07/2015	-	-	-	-	-	-	-	-	-	-	-	-	-	-	-	-
IP4174	1.50-	25/06/2015	27/06/2015	15/07/2015	24/07/2015	-	-	-	-	-	-	-	-	-	-	-	-	-	-	-	-
IP4174	2.00-	25/06/2015	27/06/2015	15/07/2015	24/07/2015	-	-	-	-	-	-	-	-	-	-	-	-	-	-	-	-
IP4174	3.00-	25/06/2015	27/06/2015	15/07/2015	24/07/2015	-	-	-	-	-	-	-	-	-	-	-	-	-	-	-	-
IP4175	0.50-	25/06/2015	29/06/2015	15/07/2015	24/07/2015	-	-	-	-	-	-	-	-	-	-	-	-	-	-	-	-
IP4175	1.50-	25/06/2015	29/06/2015	15/07/2015	24/07/2015	-	-	-	-	-	-	-	-	-	-	-	-	-	-	-	-
IP4175	3.20-	25/06/2015	29/06/2015	15/07/2015	24/07/2015	-	-	-	-	-	-	-	-	-	-	-	-	-	-	-	-
IP4175	4.50-	25/06/2015	29/06/2015	15/07/2015	24/07/2015	-	-	-	-	-	-	-	-	-	-	-	-	-	-	-	-
IP4175	5.50-	25/06/2015	29/06/2015	15/07/2015	24/07/2015	-	-	-	-	-	-	-	-	-	-	-	-	-	-	-	-
IP4176	0.50-	20/07/2015	21/07/2015	04/08/2015	10/08/2015	-	-	-	-	-	-	-	-	-	-	-	-	-	-	-	-
IP4176	1.50-	20/07/2015	21/07/2015	04/08/2015	10/08/2015	-	-	-	-	-	-	-	-	-	-	-	-	-	-	-	-
IP4176	2.50-	20/07/2015	21/07/2015	04/08/2015	10/08/2015	-	-	-	-	-	-	-	-	-	-	-	-	-	-	-	-
IP4176	3.50-	20/07/2015	21/07/2015	04/08/2015	10/08/2015	-	-	-	-	-	-	-	-	-	-	-	-	-	-	-	-
IP4176	4.50-	20/07/2015	21/07/2015	04/08/2015	10/08/2015	-	-	-	-	-	-	-	-	-	-	-	-	-	-	-	-
IP4177	0.50-	24/06/2015	26/06/2015	14/07/2015	23/07/2015	Detected	-	-	-	-	-	-	-	-	-	-	-	9470	-	-	-
IP4177	0.90-	24/06/2015	26/06/2015	14/07/2015	23/07/2015	Not Detected	-	-	-	-	-	-	-	-	-	-	-	-	-	-	-
IP4177	2.00-	24/06/2015	26/06/2015	14/07/2015	23/07/2015	Not Detected	-	-	-	-	-	-	-	-	-	-	-	-	-	-	-
IP4178	0.40-	24/06/2015	26/06/2015	14/07/2015	23/07/2015	-	-	-	-	-	-	-	-	-	-	-	-	-	-	-	-
IP4178	1.00-	24/06/2015	26/06/2015	14/07/2015	23/07/2015	-	-	-	-	-	-	-	-	-	-	-	-	-	-	-	-
IP4178	1.50-	24/06/2015	26/06/2015	14/07/2015	23/07/2015	-	-	-	-	-	-	-	-	-	-	-	-	-	-	-	-
IP4178	2.00-	24/06/2015	26/06/2015	14/07/2015	23/07/2015	-	-	-	-	-	-	-	-	-	-	-	-	-	-	-	-
IP4178	2.50-	24/06/2015	26/06/2015	14/07/2015	23/07/2015	-	-	-	-	-	-	-	-	-	-	-	-	-	-	-	-
IP4185	0.50-	26/06/2015	27/06/2015	14/07/2015	23/07/2015	Not Detected	-	-	-	-	-	-	-	-	-	-	-	-	-	-	-
IP4186	0.50-	25/06/2015	29/06/2015	15/07/2015	24/07/2015	-	-	-	-	-	-	-	-	-	-	-	-	-	-	-	-
IP4186	1.50-	25/06/2015	29/06/2015	15/07/2015	24/07/2015	-	-	-	-	-	-	-	-	-	-	-	-	-	-	-	-
IP4186	2.50-	25/06/2015	29/06/2015	15/07/2015	24/07/2015	-	-	-	-	-	-	-	-	-	-	-	-	-	-	-	-
IP4186	3.50-	25/06/2015	29/06/2015	15/07/2015	24/07/2015	-	-	-	-	-	-	-	-	-	-	-	-	-	-	-	-
IP4186	4.50-	25/06/2015	29/06/2015	15/07/2015	24/07/2015	-	-	-	-	-	-	-	-	-	-	-	-	-	-	-	-
IP4187	0.50-	26/06/2015	27/06/2015	14/07/2015	23/07/2015	-	-	-	-	-	-	-	-	-	-	-	-	-	-	-	-
IP4187	1.50-	26/06/2015	27/06/2015	14/07/2015	23/07/2015	-	-	-	-	-	-	-	-	-	-	-	-	-	-	-	-
IP4187	2.50-	26/06/2015	27/06/2015	14/07/2015	23/07/2015	-	-	-	-	-	-	-	-	-	-	-	-	-	-	-	-
IP4188	0.56-	25/06/2015	27/06/2015	15/07/2015	24/07/2015	-	-	-	-	-	-	-	-	-	-	-	-	-	-	-	-
IP4188	1.50-	25/06/2015	27/06/2015	15/07/2015	24/07/2015	-	-	-	-	-	-	-	-	-	-	-	-	-	-	-	-
IP4188	2.00-	25/06/2015	27/06/2015	15/07/2015	24/07/2015	-	-	-	-	-	-	-	-	-	-	-	-	-	-	-	-
IP4188	2.50-	25/06/2015	27/06/2015	15/07/2015	24/07/2015	-	-	-	-	-	-	-	-	-	-	-	-	-	-	-	-
IP4188	3.50-	25/06/2015	27/06/2015	15/07/2015	24/07/2015	-	-	-	-	-	-	-	-	-	-	-	-	-	-	-	-
IP4189	0.50-	26/06/2015	27/06/2015	14/07/2015	23/07/2015	-	-	-	-	-	-	-	-	-	-	-	-	-	-	-	-
IP4189	1.10-	26/06/2015	27/06/2015	14/07/2015	23/07/2015	-	-	-	-	-	-	-	-	-	-	-	-	-	-	-	-
IP4189	2.50-	26/06/2015	27/06/2015	14/07/2015	23/07/2015	-	-	-	-	-	-	-	-	-	-	-	-	-	-	-	-
IP4189	3.50-	26/06/2015	27/06/2015	14/07/2015	23/07/2015	-	-	-	-	-	-	-	-	-	-	-	-	-	-	-	-
IP4189	5.00-	26/06/2015	27/06/2015	14/07/2015	23/07/2015	-	-	-	-	-	-	-	-	-	-	-	-	-	-	-	-
IP4190	0.50-	25/06/2015	29/06/2015	15/07/2015	24/07/2015	-	-	-	-	-	-	-	-	-	-	-	-	-	-	-	-
IP4191	0.50-	25/06/2015	29/06/2015	15/07/2015	24/07/2015	Detected	-	-	-	-	-	-	-	-	-	-	-	1560	-	-	-
IP4202	1.50-	25/06/2015	29/06/2015	15/07/2015	24/07/2015	-	-	-	-	-	-	-	-	-	-	-	-	-	-	-	-
IP4202	2.50-	25/06/2015	29/06/2015	15/07/2015	24/07/2015	-	-	-	-	-	-	-	-	-	-	-	-	-	-	-	-
IP4202	3.50-	25/06/2015	29/06/2015	15/07/2015	24/07/2015	-	-	-	-	-	-	-	-	-	-	-	-	-	-	-	-
IP4202	4.50-	25/06/2015	29/06/2015	15/07/2015	24/07/2015	-	-	-	-	-	-	-	-	-	-	-	-	-	-	-	-
IP4202	5.50-	25/06/2015	29/06/2015	15/07/2015	24/07/2015	-	-	-	-	-	-	-	-	-	-	-	-	-	-	-	-

Monitor Phase 68

Customer Sample ID	Depth	Sampled Date	Sample Received Date	Final Instruction Date	Report Completed Date	Actinolite*	Amosite*	Anthophyllite*	Chrysotile*	Crocidolite*	Tremolite*	Non-Asbestos Fibres Detected	Asbestos Quantification - Gravimetric - %	Asbestos Quantification - Gravimetric - %	Date of Analysis	Date of Analysis	Analysed by	Analysed By	Asbestos Quantification - Detailed Gravimetric - %	Asbestos Quantification - PCOM Evaluation - %	Additional Asbestos Components (Using TM048)	Additional Asbestos Components (Using TM048)	Comments	Comments	Analysts Comments	Analysts Comments	Asbestos, Chrysotile (white)	Chrysotile (White) Asbestos	Amosite (Brown) Asbestos	Asbestos Quantification Total - %	Asbestos Quantification Total - %	Asbestos, Amosite (brown)	Asbestos, Crocidolite (blue)	Crocidolite (Blue) Asbestos	Anthophyllite, Fibrous	Fibrous Anthophyllite	Fibrous Tremolite	Tremolite, Fibrous	Actinolite, Fibrous	Fibrous Actinolite	Non-asbestos fibre	Non-Asbestos Fibre
					Commercial 1% >1m																																					
						SUB (ASB)	SUB (ASB)	SUB (ASB)	SUB (ASB)	SUB (ASB)	SUB (ASB)	SUB (ASB)	TM 304	TM 304	TM048	TM048	TM048	TM048	TM 304	TM 304	TM 304	TM 304	TM048	TM048	TM 304	TM 304	TM048	TM048	TM048	TM 304	TM 304	TM048	TM048	TM048	TM048	TM048	TM048	TM048	TM048	TM048	TM048	TM048
						-	-	-	-	-	-	-	%	%	-	-	-	-	%	%	-	-	-	-	-	-	-	-	-	%	%	-	-	-	-	-	-	-	-	-	-	-
													<0.001	<0.001					<0.001	<0.001										<0.001	<0.001											
IP4149	0.50-	21/07/2015	22/07/2015	04/08/2015	08/08/2015	-	-	-	-	-	-	-	-	-	31/07/15	-	-	Kevin Hughes	-	-	-	-	0	-	-	-	-	Not Detected	Not Detected	-	-	-	-	Not Detected	-	Not Detected	Not Detected	-	-	Not Detected	-	Not Detected
IP4149	1.50-	21/07/2015	22/07/2015	04/08/2015	08/08/2015	-	-	-	-	-	-	-	-	-	-	-	-	-	-	-	-	-	-	-	-	-	-	-	-	-	-	-	-	-	-	-	-	-	-	-	-	-
IP4150	0.40-	23/06/2015	25/06/2015	08/07/2015	23/07/2015	Not Detected	Not Detected	Not Detected	Not Detected	Not Detected	Not Detected	Not Detected	-	-	-	-	-	-	-	-	-	-	-	-	-	-	-	-	-	-	-	-	-	-	-	-	-	-	-	-	-	-
IP4150	1.50-	23/06/2015	25/06/2015	08/07/2015	23/07/2015	-	-	-	-	-	-	-	-	-	-	-	-	-	-	-	-	-	-	-	-	-	-	-	-	-	-	-	-	-	-	-	-	-	-	-	-	-
IP4150	2.50-	23/06/2015	25/06/2015	08/07/2015	23/07/2015	-	-	-	-	-	-	-	-	-	-	-	-	-	-	-	-	-	-	-	-	-	-	-	-	-	-	-	-	-	-	-	-	-	-	-	-	-
IP4150	3.50-	23/06/2015	25/06/2015	08/07/2015	23/07/2015	-	-	-	-	-	-	-	-	-	-	-	-	-	-	-	-	-	-	-	-	-	-	-	-	-	-	-	-	-	-	-	-	-	-	-	-	-
IP4150	4.50-	23/06/2015	25/06/2015	08/07/2015	23/07/2015	-	-	-	-	-	-	-	-	-	-	-	-	-	-	-	-	-	-	-	-	-	-	-	-	-	-	-	-	-	-	-	-	-	-	-	-	-
IP4151	0.50-	23/06/2015	25/06/2015	08/07/2015	23/07/2015	Not Detected	Not Detected	Not Detected	Not Detected	Not Detected	Not Detected	Not Detected	-	-	-	-	-	-	-	-	-	-	-	-	-	-	-	-	-	-	-	-	-	-	-	-	-	-	-	-	-	-
IP4151	1.20-	23/06/2015	25/06/2015	08/07/2015	23/07/2015	-	-	-	-	-	-	-	-	-	-	-	-	-	-	-	-	-	-	-	-	-	-	-	-	-	-	-	-	-	-	-	-	-	-	-	-	-
IP4151	1.60-	23/06/2015	25/06/2015	08/07/2015	23/07/2015	-	-	-	-	-	-	-	-	-	-	-	-	-	-	-	-	-	-	-	-	-	-	-	-	-	-	-	-	-	-	-	-	-	-	-	-	-
IP4152	0.50-	24/06/2015	26/06/2015	14/07/2015	23/07/2015	Not Detected	Not Detected	Not Detected	Not Detected	Not Detected	Not Detected	Not Detected	-	-	-	-	-	-	-	-	-	-	-	-	-	-	-	-	-	-	-	-	-	-	-	-	-	-	-	-	-	-
IP4152	1.50-	24/06/2015	26/06/2015	14/07/2015	23/07/2015	-	-	-	-	-	-	-	-	-	-	-	-	-	-	-	-	-	-	-	-	-	-	-	-	-	-	-	-	-	-	-	-	-	-	-	-	-
IP4152	2.50-	24/06/2015	26/06/2015	14/07/2015	23/07/2015	-	-	-	-	-	-	-	-	-	-	-	-	-	-	-	-	-	-	-	-	-	-	-	-	-	-	-	-	-	-	-	-	-	-	-	-	-
IP4152	3.50-	24/06/2015	26/06/2015	14/07/2015	23/07/2015	-	-	-	-	-	-	-	-	-	-	-	-	-	-	-	-	-	-	-	-	-	-	-	-	-	-	-	-	-	-	-	-	-	-	-	-	-
IP4152	5.00-	24/06/2015	26/06/2015	14/07/2015	23/07/2015	-	-	-	-	-	-	-	-	-	-	-	-	-	-	-	-	-	-	-	-	-	-	-	-	-	-	-	-	-	-	-	-	-	-	-	-	-
IP4153	0.30-	14/07/2015	15/07/2015	29/07/2015	29/07/2015	-	-	-	-	-	-	-	<0.001	-	20/7/15	-	-	Kevin Hughes	0.0068	-	None	-	se fibres in soil	-	N/C	-	-	Detected	Not Detected	0.0068	-	-	-	Not Detected	-	Not Detected	Not Detected	-	-	Not Detected	-	Not Detected
IP4153	1.30-	14/07/2015	15/07/2015	29/07/2015	29/07/2015	-	-	-	-	-	-	-	-	-	-	-	-	-	-	-	-	-	-	-	-	-	-	-	-	-	-	-	-	-	-	-	-	-	-	-	-	-
IP4153	2.30-	14/07/2015	15/07/2015	29/07/2015	29/07/2015	-	-	-	-	-	-	-	-	-	-	-	-	-	-	-	-	-	-	-	-	-	-	-	-	-	-	-	-	-	-	-	-	-	-	-	-	-
IP4153	3.30-	14/07/2015	15/07/2015	29/07/2015	29/07/2015	-	-	-	-	-	-	-	-	-	-	-	-	-	-	-	-	-	-	-	-	-	-	-	-	-	-	-	-	-	-	-	-	-	-	-	-	-
IP4153	4.40-	14/07/2015	15/07/2015	29/07/2015	29/07/2015	-	-	-	-	-	-	-	-	-	-	-	-	-	-	-	-	-	-	-	-	-	-	-	-	-	-	-	-	-	-	-	-	-	-	-	-	-
IP4153	5.50-	14/07/2015	15/07/2015	29/07/2015	29/07/2015	-	-	-	-	-	-	-	-	-	-	-	-	-	-	-	-	-	-	-	-	-	-	-	-	-	-	-	-	-	-	-	-	-	-	-	-	-
IP4154	0.50-	14/07/2015	15/07/2015	29/07/2015	29/07/2015	-	-	-	-	-	-	-	-	-	20/7/15	-	-	Kevin Hughes	-	-	-	-	0	-	-	-	-	Not Detected	Not Detected	-	-	-	-	Not Detected	-	Not Detected	Not Detected	-	-	Not Detected	-	Not Detected
IP4154	1.50-	14/07/2015	15/07/2015	29/07/2015	29/07/2015	-	-	-	-	-	-	-	-	-	-	-	-	-	-	-	-	-	-	-	-	-	-	-	-	-	-	-	-	-	-	-	-	-	-	-	-	-
IP4154	2.50-	14/07/2015	15/07/2015	29/07/2015	29/07/2015	-	-	-	-	-	-	-	-	-	-	-	-	-	-	-	-	-	-	-	-	-	-	-	-	-	-	-	-	-	-	-	-	-	-	-	-	-
IP4154	3.50-	14/07/2015	15/07/2015	29/07/2015	29/07/2015	-	-	-	-	-	-	-	-	-	-	-	-	-	-	-	-	-	-	-	-	-	-	-	-	-	-	-	-	-	-	-	-	-	-	-	-	-
IP4154	4.50-	14/07/2015	15/07/2015	29/07/2015	29/07/2015	-	-	-	-	-	-	-	-	-	-	-	-	-	-	-	-	-	-	-	-	-	-	-	-	-	-	-	-	-	-	-	-	-	-	-	-	-
IP4155	0.30-	15/07/2015	16/07/2015	16/07/2015	24/07/2015	-	-	-	-	-	-	-	-	-	21/7/15	-	-	Kevin Gill	-	-	-	-	0	-	-	-	-	Not Detected	Not Detected	-	-	-	-	Not Detected	-	Not Detected	Not Detected	-	-	Not Detected	-	Not Detected
IP4155	0.70-	15/07/2015	16/07/2015	16/07/2015	24/07/2015	-	-	-	-	-	-	-	-	-	21/7/15	-	-	Kevin Gill	-	-	-	-	0	-	-	-	-	Not Detected	Not Detected	-	-	-	-	Not Detected	-	Not Detected	Not Detected	-	-	Not Detected	-	Not Detected
IP4155	1.60-	15/07/2015	16/07/2015	16/07/2015	24/07/2015	-	-	-	-	-	-	-	-	-	-	-	-	-	-	-	-	-	-	-	-	-	-	-	-	-	-	-	-	-	-	-	-	-	-	-	-	-
IP4155	2.40-	15/07/2015	16/07/2015	16/07/2015	24/07/2015	-	-	-	-	-	-	-	-	-	-	-	-	-	-	-	-	-	-	-	-	-	-	-	-	-	-	-	-	-	-	-	-	-	-	-	-	-
IP4155	3.80-	15/07/2015	16/07/2015	16/07/2015	24/07/2015	-	-	-	-	-	-	-	-	-	-	-	-	-	-	-	-	-	-	-	-	-	-	-	-	-	-	-	-	-	-	-	-	-	-	-	-	-
IP4155	5.60-	15/07/2015	16/07/2015	16/07/2015	24/07/2015	-	-	-	-	-	-	-	-	-	-	-	-	-	-	-	-	-	-	-	-	-	-	-	-	-	-	-	-	-	-	-	-	-	-	-	-	-
IP4156	0.50-	15/07/2015	16/07/2015	16/07/2015	24/07/2015	-	-	-	-	-	-	-	-	-	21/7/15	-	-	Kevin Gill	-	-	-	-	0	-	-	-	-	Not Detected	Not Detected	-	-	-	-	Not Detected	-	Not Detected	Not Detected	-	-	Not Detected	-	Not Detected
IP4156	1.70-	15/07/2015	16/07/2015	16/07/2015	24/07/2015	-	-	-	-	-	-	-	-	-	-	-	-	-	-	-	-	-	-	-	-	-	-	-	-	-	-	-	-	-	-	-	-	-	-	-	-	-
IP4156	2.50-	15/07/2015	16/07/2015	16/07/2015	24/07/2015	-	-	-	-	-	-	-	-	-	-	-	-	-	-	-	-	-	-	-	-	-	-	-	-	-	-	-	-	-	-	-	-	-	-	-	-	-
IP4156	3.80-	15/07/2015	16/07/2015	16/07/2015	24/07/2015	-	-	-	-	-	-	-	-	-	-	-	-	-	-	-	-	-	-	-	-	-	-	-	-	-	-	-	-	-	-	-	-	-	-	-	-	-
IP4156	5.40-	15/07/2015	16/07/2015	16/07/2015	24/07/2015	-	-	-	-	-	-	-	-	-	-	-	-	-	-	-	-	-	-	-	-	-	-	-	-	-	-	-	-	-	-	-	-	-	-	-	-	-
IP4157	0.40-	15/07/2015	16/07/2015	16/07/2015	24/07/2015	-	-	-	-	-	-	-	-	-	21/7/15	-	-	Kevin Gill	-	-	-	-	0	-	-	-	-	Not Detected	Not Detected	-	-	-	-	Not Detected	-	Not Detected	Not Detected	-	-	Not Detected	-	Not Detected
IP4157	1.60-	15/07/2015	16/07/2015	16/07/2015	24/07/2015	-	-	-	-	-	-	-	-	-	-	-	-	-	-	-	-	-	-	-	-	-	-	-	-	-	-	-	-	-	-	-	-	-	-	-	-	-
IP4157	2.50-	15/07/2015	16/07/2015	16/07/2015	24/07/2015	-	-	-	-	-	-	-	-	-	-	-	-	-	-	-	-	-	-	-	-	-	-	-	-	-	-	-	-	-	-	-	-	-	-	-	-	-
IP4157	4.00-	15/07/2015	16/07/2015	16/07/2015	24/07/2015	-	-	-	-	-	-	-	-	-	-	-	-	-	-	-	-	-	-	-	-	-	-	-	-	-	-	-	-	-	-	-	-	-	-	-	-	-
IP4157	5.50-	15/07/2015	16/07/2015	16/07/2015	24/07/2015	-	-	-	-	-	-	-	-	-	-	-	-	-	-	-	-	-	-	-	-	-	-	-	-	-	-	-	-	-	-	-	-	-	-	-	-	-
IP4158	0.30-	14/07/2015	15/07/2015	29/07/2015	29/07/2015	-	-	-	-	-	-	-	<0.001	-	20/7/15	-	-	Kevin Hughes	0.0233	-	None	-	bundles in soil	-	N/C	-	-	Detected	Not Detected	0.0233	-	-	-	Not Detected	-	Not Detected	Not Detected	-	-	Not Detected	-	Not Detected
IP4158	1.30-	14/07/2015	15/07/2015	29/07/2015	29/07/2015	-	-	-	-	-	-	-	-	-	-	-	-	-	-	-	-	-	-	-	-	-	-	-	-	-	-	-	-	-	-	-	-	-	-	-	-	-
IP4158	3.00-	14/07/2015	15/07/2015	29/07/2015	29/07/2015	-	-	-	-	-	-	-	-	-	-	-	-	-	-	-	-	-	-	-	-	-	-	-	-	-	-	-	-	-	-	-	-	-	-	-	-	-
IP4158	3.80-	14/07/2015	15/07/2015	29/07/2015	29/07/2015	-	-	-	-	-	-	-	-	-	-	-	-	-	-	-	-	-	-	-	-	-	-	-	-	-	-	-	-	-	-	-	-	-	-	-	-	-
IP4159	1.50-	14/07/2015	15/07/2015	29/07/2015	29/07/2015	-	-	-	-	-	-	-	-	-	-	-	-	-	-	-	-	-	-	-	-	-	-	-	-	-	-	-	-	-	-	-	-	-	-	-	-	-
IP4159	2.50-	14/07/2015	15/07/2015	29/07/2015	29/07/2015	-	-	-	-	-	-	-	-	-	-	-	-	-	-	-	-	-	-	-	-	-	-	-	-	-	-	-	-	-	-	-	-	-	-	-	-	-
IP4159	3.50-	14/07/2015	15/07/2015	29/07/2015	29/07/2015	-	-	-	-	-	-	-	-	-	-	-	-	-	-	-	-	-	-	-	-	-	-	-	-	-	-	-	-	-	-	-	-	-	-	-	-	-
IP4159	4.70-	14/07/2015	15/07/2015	29/07/2015	29/07/2015	-	-	-	-	-	-	-	-	-	-	-	-	-	-	-	-	-	-	-	-	-	-	-	-	-	-	-	-	-	-	-	-	-	-	-	-	-
IP4160	0.70-	24/06/2015	26/06/2015	14/07/2015	23/07/2015	Not Detected	Not Detected	Not Detected	Not Detected	Not Detected	Not Detected	Not Detected	-	-	-	-	-	-	-	-	-	-	-	-	-	-	-	-	-	-	-	-	-	-	-	-	-	-	-	-	-	-
IP4160	1.60-	24/06/2015	26/06/2015	14/07/2015	23/07/2015	-	-	-	-	-	-	-	-	-	-	-	-	-	-	-	-	-	-	-	-	-	-	-	-	-	-	-	-	-	-	-	-	-	-	-	-	-
IP4160	2.40-	24/06/2015	26/06/2015	14/07/2015	23/07/2015	-	-	-	-	-	-	-	-	-	-	-	-	-	-	-	-	-	-	-	-	-	-	-	-	-	-	-	-	-	-	-	-	-	-	-	-	-
IP4160	4.10-	24/06/2015	26/06/2015	14/07/2015	23/07/2015	-	-	-	-	-	-	-	-	-	-	-	-	-	-	-	-	-	-	-	-	-	-	-	-	-	-	-	-	-	-	-	-	-	-	-	-	-
IP4161	0.50-	23/06/2015	25/06/2015	08/07/2015	23/07/2015	Not Detected	Not Detected	Not Detected	Not Detected	Not Detected	Not Detected	Not Detected	-	-	-	-	-	-	-	-	-	-	-	-	-	-	-	-	-	-	-	-	-	-	-	-	-	-	-	-	-	-
IP4161	1.20-	23/06/2015	25/06/2015	08/07/2015	23/07/2015	-	-	-	-	-	-	-	-	-	-	-	-	-	-	-	-	-	-	-	-	-	-	-	-	-	-	-	-	-	-	-	-	-	-	-	-	-
IP4161	2.50-	23/06/2015	25/06/2015	08/07/2015	23/07/2015	-	-	-	-	-	-	-	-	-	-	-	-	-	-	-	-	-	-	-	-	-	-	-	-	-	-	-	-	-	-	-	-	-	-	-	-	-
IP4161	3.50-	23/06/2015	25/06/2015	08/07/2015	23/07/2015	-	-	-	-	-	-	-	-	-	-	-	-	-	-	-	-	-	-	-	-	-	-	-	-	-	-	-	-	-	-	-	-	-	-	-	-	-
IP4161	4.50-	23/06/2015	25/06/2015	08/07/2015	23/07/2015	-	-	-	-	-	-	-	-	-	-	-	-	-	-	-	-	-	-	-	-	-	-	-	-	-	-	-	-	-	-	-	-	-	-	-	-	-
IP4162	0.50-	24/06/2015	26/06/2015	14/07/2015	23/07/2015	Not Detected	Not Detected	Not Detected	Not Detected	Not Detected	Not Detected	Not Detected	-	-	-	-	-	-	-	-	-	-	-	-	-	-	-	-	-	-	-	-	-	-	-	-	-	-	-	-	-	-
IP4162	1.50-	24/06/2015	26/06/2015	14/07/2015	23/07/2015	-	-	-	-	-	-	-	-	-	-	-	-	-	-	-	-	-	-	-	-	-	-	-	-	-	-	-	-	-	-	-	-	-	-	-	-	-
IP4163	0.50-	22/07/2015	23/07/2015	23/07/2015	31/07/2015	-	-	-	-	-	-	-	-	-	29/7/15	-	-	ion Postlewhite	-	-	-	-	0	-	-	-	-	Not Detected	Not Detected	-	-	-	-	Not Detected	-	Not Detected	Not Detected	-	-	Not Detected	-	Not Detected
IP4164	0.40-	22/07/2015	23/07/2015	23/07/2015	31/07/2015	-	-	-	-	-	-	-	-	-	29/7/15	-	-	Kevin Gill	-	-	-	-	0	-	-	-	-	Not Detected	Not Detected	-	-	-	-	Not Detected	-	Not Detected	Not Detected	-	-	Not Detected	-	Not Detected
IP4164	1.50-	22/07/2015	23/07/2015	23/07/2015	31/07/2015	-	-	-	-	-	-	-	-	-	-	-	-	-	-	-	-	-	-	-	-	-	-	-	-	-	-	-	-	-	-	-	-	-	-	-	-	-
IP4164	2.80-	22/07/2015	23/07/2015	23/07/2015	31/07/2015	-	-	-	-	-	-	-	-	-	-	-	-	-	-	-	-	-	-	-	-	-	-	-	-	-	-	-	-	-	-	-	-	-	-	-	-	-
IP4164	3.70-	22/07/2015	23/07/2015	23/07/2015	31/07/2015	-	-	-	-	-	-	-	-	-	-	-	-	-	-	-	-	-	-	-	-	-	-	-	-	-	-	-	-	-	-	-	-	-	-	-	-	-
IP4164	5.40-	22/07/2015	23/07/2015	23/07/2015	31/07/2015	-	-	-	-	-	-	-	-	-	-	-	-	-	-	-	-	-	-	-	-	-	-	-	-	-	-	-	-	-	-	-	-	-	-	-	-	-
IP4165	0.50-	23/06/2015	25/06/2015	08/07/2015	23/07/2015	Not Detected	Not Detected	Not Detected	Not Detected	Not Detected	Not Detected	Not Detected	-	-	-	-	-	-	-	-	-	-	-	-	-	-	-	-	-	-	-	-	-	-	-	-	-	-	-	-	-	-
IP4165	1.60-	23/06/2015	25/06/2015	08/07/2015	23/07/2015	-	-	-	-	-	-	-	-	-	-	-	-	-	-	-	-	-	-	-	-	-	-	-	-	-	-	-	-	-	-	-	-	-	-	-	-	-
IP4165	2.00-	23/06/2015	25/06/2015	08/07/2015	23/07/2015	-	-	-	-	-	-	-	-	-	-	-	-	-	-	-	-	-	-	-	-	-	-	-	-	-	-	-	-	-	-	-	-	-	-	-	-	-
IP4165	3.00-	23/06/2015	25/06/2015	08/07/2015	23/07/2015	-	-	-	-	-	-	-	-	-	-	-	-	-	-	-	-	-	-	-	-	-	-	-	-	-	-	-	-	-	-	-	-	-	-	-	-	-
IP4165	4.00-	23/06/2015	25/06/2015	08/07/2015	23/07/2015	-	-	-	-	-	-	-	-	-	-	-	-	-	-	-	-	-	-	-	-	-	-	-	-	-	-	-	-	-	-	-	-	-	-	-	-	-
IP4166	0.50-	24/06/2015	26/06/2015	14/07/2015	23/07/2015	Not Detected	Not Detected	Not Detected	Not Detected	Not Detected	Not Detected	Not Detected	-	-	-	-	-	-	-	-	-	-	-	-	-	-	-	-	-	-	-	-	-	-	-	-	-	-	-	-	-	-
IP4166	1.10-	24/06/2015	26/06/2015	14/07/2015	23/07/2015	-	-	-	-	-	-	-	-	-	-	-	-	-	-	-	-	-	-	-	-	-	-	-	-	-	-	-	-	-	-	-	-	-	-	-	-	-
IP4166	2.40-	24/06/2015	26/06/2015	14/07/2015	23/07/2015	-	-	-	-	-	-	-	-	-	-	-	-	-	-	-	-	-	-	-	-	-	-	-	-	-	-	-	-	-	-	-	-	-	-	-	-	-
IP4166	3.40-	24/06/2015	26/06/2015	14/07/2015	23/07/2015	-	-	-	-	-	-	-	-	-	-	-	-	-	-	-	-	-	-	-	-	-	-	-	-	-	-	-	-	-	-	-	-	-	-	-	-	-
IP4167	0.50-	24/06/2015	26/06/2015	14/07/2015	23/07/2015	Not Detected	Not Detected	Not Detected	Not Detected	Not Detected	Not Detected	Not Detected	-	-	-	-	-	-	-	-	-	-	-	-	-	-	-	-	-	-	-	-	-	-	-	-	-	-	-	-	-	-
IP4167	1.00-	24/06/2015	26/06/2015	14/07/2015	23/07/2015	Not Detected	Not Detected	Not Detected	Not Detected	Not Detected	Not Detected	Not Detected	-	-	-	-	-	-	-	-	-	-	-	-	-	-	-	-	-	-	-	-	-	-	-	-	-	-	-	-	-	-
IP4167	1.50-	24/06/2015	26/06/2015	14/07/2015	23/07/2015	-	-	-	-	-	-	-	-	-	-	-	-	-	-	-	-	-	-	-	-	-	-	-	-	-	-	-	-	-	-	-	-	-	-	-	-	-
IP4167	2.50-	24/06/2015	26/06/2015	14/07/2015	23/07/2015	-	-	-	-	-	-	-	-	-	-	-	-	-	-	-	-	-	-	-	-	-	-	-	-	-	-	-	-	-	-	-	-	-	-	-	-	-
IP4167	3.00-	24/06/2015	26/06/2015	14/07/2015	23/07/2015	-	-	-	-	-	-	-	-	-	-	-	-	-	-	-	-	-	-	-	-	-	-	-	-	-	-	-	-	-	-	-	-	-	-	-	-	-
IP4168	0.50-	20/07/2015	21/07/2015	04/08/2015	10/08/2015	-	-	-	-	-	-	-	-	<0.001	30/07/15	-	-	ecca Rawlings	-	<0.001	-	None	ing loose fibres	-	-	N/C	-	Detected	Not Detected	-	<0.001	-	-	Not Detected	-	Not Detected	Not Detected	-	-	Not Detected	-	Not Detected
IP4168	1.50-	20/07/2015	21/07/2015	04/08/2015	10/08/2015	-	-	-	-	-	-	-	-	-	-	-	-	-	-	-	-	-	-	-	-	-	-	-	-	-	-	-	-	-	-	-	-	-	-	-	-	-
IP4168	2.50-	20/07/2015	21/07/2015	04/08/2015	10/08/2015	-	-	-	-	-	-	-	-	-	-	-	-	-	-	-	-	-	-	-	-	-	-	-	-	-	-	-	-	-	-	-	-	-	-	-	-	-
IP4168	3.50-	20/07/2015	21/07/2015	04/08/2015	10/08/2015	-	-	-	-	-	-	-	-	-	-	-	-	-	-	-	-	-	-	-	-	-	-	-	-	-	-	-	-	-	-	-	-	-	-	-	-	-
IP4168	4.50-	20/07/2015	21/07/2015	04/08/2015	10/08/2015	-	-	-	-	-	-	-	-	-	-	-	-	-	-	-	-	-	-	-	-	-	-	-	-	-	-	-	-	-	-	-	-	-	-	-	-	-
IP4169	0.50-	25/06/2015	27/06/2015	15/07/2015	24/07/2015	Not Detected	Not Detected	Not Detected	Not Detected	Not Detected	Not Detected	Not Detected	-	-	-	-	-	-	-	-	-	-	-	-	-	-	-	-	-	-	-	-	-	-	-	-	-	-	-	-	-	-
IP4169	1.50-	25/06/2015	29/06/2015	15/07/2015	24/07/2015	-	-	-	-	-	-	-	-	-	-	-	-	-	-	-	-	-	-	-	-	-	-	-	-	-	-	-	-	-	-	-	-	-	-	-	-	-
IP4169	2.50-	25/06/2015	29/06/2015	15/07/2015	24/07/2015	-	-	-	-	-	-	-	-	-	-	-	-	-	-	-	-	-	-	-	-	-	-	-	-	-	-	-	-	-	-	-	-	-	-	-	-	-
IP4169	3.50-	25/06/2015	29/06/2015	15/07/2015	24/07/2015	-	-	-	-	-	-	-	-	-	-	-	-	-	-	-	-	-	-	-	-	-	-	-	-	-	-	-	-	-	-	-	-	-	-	-	-	-
IP4169	5.50-	25/06/2015	29/06/2015	15/07/2015	24/07/2015	-	-	-	-	-	-	-	-	-	-	-	-	-	-	-	-	-	-	-	-	-	-	-	-	-	-	-	-	-	-	-	-	-	-	-	-	-
IP4170	0.50-	25/06/2015	27/06/2015	15/07/2015	24/07/2015	Not Detected	Not Detected	Not Detected	Not Detected	Not Detected	Not Detected	Not Detected	-	-	-	-	-	-	-	-	-	-	-	-	-	-	-	-	-	-	-	-	-	-	-	-	-	-	-	-	-	-
IP4170	1.30-	25/06/2015	27/06/2015	15/07/2015	24/07/2015	-	-	-	-	-	-	-	-	-	-	-	-	-	-	-	-	-	-	-	-	-	-	-	-	-	-	-	-	-	-	-	-	-	-	-	-	-
IP4170	2.20-	25/06/2015	27/06/2015	15/07/2015	24/07/2015	-	-	-	-	-	-	-	-	-	-	-	-	-	-	-	-	-	-	-	-	-	-	-	-	-	-	-	-	-	-	-	-	-	-	-	-	-
IP4170	3.30-	25/06/2015	27/06/2015	15/07/2015	24/07/2015	-	-	-	-	-	-	-	-	-	-	-	-	-	-	-	-	-	-	-	-	-	-	-	-	-	-	-	-	-	-	-	-	-	-	-	-	-
IP4171	0.50-	26/06/2015	27/06/2015	14/07/2015	23/07/2015	Not Detected	Not Detected	Not Detected	Not Detected	Not Detected	Not Detected	Not Detected	-	-	-	-	-	-	-	-	-	-	-	-	-	-	-	-	-	-	-	-	-	-	-	-	-	-	-	-	-	-
IP4171	1.50-	26/06/2015	27/06/2015	14/07/2015	23/07/2015	-	-	-	-	-	-	-	-	-	-	-	-	-	-	-	-	-	-	-	-	-	-	-	-	-	-	-	-	-	-	-	-	-	-	-	-	-
IP4171	2.50-	26/06/2015	27/06/2015	14/07/2015	23/07/2015	-	-	-	-	-	-	-	-	-	-	-	-	-	-	-	-	-	-	-	-	-	-	-	-	-	-	-	-	-	-	-	-	-	-	-	-	-
IP4171	3.50-	26/06/2015	27/06/2015	14/07/2015	23/07/2015	-	-	-	-	-	-	-	-	-	-	-	-	-	-	-	-	-	-	-	-	-	-	-	-	-	-	-	-	-	-	-	-	-	-	-	-	-
IP4171	4.50-	26/06/2015	27/06/2015	14/07/2015	23/07/2015	-	-	-	-	-	-	-	-	-	-	-	-	-	-	-	-	-	-	-	-	-	-	-	-	-	-	-	-	-	-	-	-	-	-	-	-	-
IP4172	0.50-	26/06/2015	27/06/2015	14/07/2015	23/07/2015	Not Detected	Not Detected	Not Detected	Not Detected	Not Detected	Not Detected	Not Detected	-	-	-	-	-	-	-	-	-	-	-	-	-	-	-	-	-	-	-	-	-	-	-	-	-	-	-	-	-	-
IP4172	1.50-	26/06/2015	27/06/2015	14/07/2015	23/07/2015	-	-	-	-	-	-	-	-	-	-	-	-	-	-	-	-	-	-	-	-	-	-	-	-	-	-	-	-	-	-	-	-	-	-	-	-	-
IP4172	2.50-	26/06/2015	27/06/2015	14/07/2015	23/07/2015	-	-	-	-	-	-	-	-	-	-	-	-	-	-	-	-	-	-	-	-	-	-	-	-	-	-	-	-	-	-	-	-	-	-	-	-	-
IP4172	3.50-	26/06/2015	27/06/2015	14/07/2015	23/07/2015	-	-	-	-	-	-	-	-	-	-	-	-	-	-	-	-	-	-	-	-	-	-	-	-	-	-	-	-	-	-	-	-	-	-	-	-	-
IP4172	4.50-	26/06/2015	27/06/2015	14/07/2015	23/07/2015	-	-	-	-	-	-	-	-	-	-	-	-	-	-	-	-	-	-	-	-	-	-	-	-	-	-	-	-	-	-	-	-	-	-	-	-	-
IP4173	0.30-	25/06/2015	27/06/2015	15/07/2015	24/07/2015	Not Detected	Not Detected	Not Detected	Not Detected	Not Detected	Not Detected	Not Detected	-	-	-	-	-	-	-	-	-	-	-	-	-	-	-	-	-	-	-	-	-	-	-	-	-	-	-	-	-	-
IP4173	1.50-	25/06/2015	27/06/2015	15/07/2015	24/07/2015	-	-	-	-	-	-	-	-	-	-	-	-	-	-	-	-	-	-	-	-	-	-	-	-	-	-	-	-	-	-	-	-	-	-	-	-	-
IP4173	2.00-	25/06/2015	27/06/2015	15/07/2015	24/07/2015	-	-	-	-	-	-	-	-	-	-	-	-	-	-	-	-	-	-	-	-	-	-	-	-	-	-	-	-	-	-	-	-	-	-	-	-	-
IP4173	3.50-	25/06/2015	27/06/2015	15/07/2015	24/07/2015	-	-	-	-	-	-	-	-	-	-	-	-	-	-	-	-	-	-	-	-	-	-	-	-	-	-	-	-	-	-	-	-	-	-	-	-	-
IP4173	4.50-	25/06/2015	27/06/2015	15/07/2015	24/07/2015	-	-	-	-	-	-	-	-	-	-	-	-	-	-	-	-	-	-	-	-	-	-	-	-	-	-	-	-	-	-	-	-	-	-	-	-	-

Monitor Phase 68

Customer Sample ID	Depth	Sampled Date	Sample Received Date	Final Instruction Date	Report Completed Date	Actinolite*	Amosite*	Anthophyllite*	Chrysotile*	Crocidolite*	Tremolite*	Non-Asbestos Fibres Detected	Asbestos Quantification - Gravimetric - %	Asbestos Quantification - Gravimetric - %	Date of Analysis	Date of Analysis	Analysed by	Analysed By	Asbestos Quantification - Detailed Gravimetric - %	Asbestos Quantification - PCOM Evaluation - %	Additional Asbestos Components (Using TM048)	Additional Asbestos Components (Using TM048)	Comments	Comments	Analysts Comments	Analysts Comments	Asbestos, Chrysotile (white)	Chrysotile (White) Asbestos	Amosite (Brown) Asbestos	Asbestos Quantification Total - %	Asbestos Quantification Total - %	Asbestos, Amosite (brown)	Asbestos, Crocidolite (blue)	Crocidolite (Blue) Asbestos	Anthophyllite, Fibrous	Fibrous Anthophyllite	Fibrous Tremolite	Tremolite, Fibrous	Actinolite, Fibrous	Fibrous Actinolite	Non-asbestos fibre	Non-Asbestos Fibre
					Commercial 1% >1m																																					
						SUB (ASB)	SUB (ASB)	SUB (ASB)	SUB (ASB)	SUB (ASB)	SUB (ASB)	SUB (ASB)	TM 304	TM 304	TM048	TM048	TM048	TM048	TM 304	TM 304	TM 304	TM 304	TM048	TM048	TM 304	TM 304	TM048	TM048	TM048	TM 304	TM 304	TM048	TM048	TM048	TM048	TM048	TM048	TM048	TM048	TM048	TM048	TM048
						-	-	-	-	-	-	-	%	%	-	-	-	-	%	%	-	-	-	-	-	-	-	-	-	%	%	-	-	-	-	-	-	-	-	-	-	-
													<0.001	<0.001					<0.001	<0.001										<0.001	<0.001											
IP4174	0.50-	25/06/2015	27/06/2015	15/07/2015	24/07/2015	Not Detected	Detected	Not Detected	Not Detected	Not Detected	Not Detected	Not Detected	<0.001	-	-	-	-	-	<0.001	-	None	-	-	-	N/C	-	-	-	-	<0.001	-	-	-	-	-	-	-	-	-	-	-	-
IP4174	1.50-	25/06/2015	27/06/2015	15/07/2015	24/07/2015	-	-	-	-	-	-	-	-	-	-	-	-	-	-	-	-	-	-	-	-	-	-	-	-	-	-	-	-	-	-	-	-	-	-	-	-	-
IP4174	2.00-	25/06/2015	27/06/2015	15/07/2015	24/07/2015	-	-	-	-	-	-	-	-	-	-	-	-	-	-	-	-	-	-	-	-	-	-	-	-	-	-	-	-	-	-	-	-	-	-	-	-	-
IP4174	3.00-	25/06/2015	27/06/2015	15/07/2015	24/07/2015	-	-	-	-	-	-	-	-	-	-	-	-	-	-	-	-	-	-	-	-	-	-	-	-	-	-	-	-	-	-	-	-	-	-	-	-	-
IP4175	0.50-	25/06/2015	29/06/2015	15/07/2015	24/07/2015	Not Detected	Not Detected	Not Detected	Not Detected	Not Detected	Not Detected	Not Detected	-	-	-	-	-	-	-	-	-	-	-	-	-	-	-	-	-	-	-	-	-	-	-	-	-	-	-	-	-	-
IP4175	1.50-	25/06/2015	29/06/2015	15/07/2015	24/07/2015	-	-	-	-	-	-	-	-	-	-	-	-	-	-	-	-	-	-	-	-	-	-	-	-	-	-	-	-	-	-	-	-	-	-	-	-	-
IP4175	3.20-	25/06/2015	29/06/2015	15/07/2015	24/07/2015	-	-	-	-	-	-	-	-	-	-	-	-	-	-	-	-	-	-	-	-	-	-	-	-	-	-	-	-	-	-	-	-	-	-	-	-	-
IP4175	4.50-	25/06/2015	29/06/2015	15/07/2015	24/07/2015	-	-	-	-	-	-	-	-	-	-	-	-	-	-	-	-	-	-	-	-	-	-	-	-	-	-	-	-	-	-	-	-	-	-	-	-	-
IP4175	5.50-	25/06/2015	29/06/2015	15/07/2015	24/07/2015	-	-	-	-	-	-	-	-	-	-	-	-	-	-	-	-	-	-	-	-	-	-	-	-	-	-	-	-	-	-	-	-	-	-	-	-	-
IP4176	0.50-	20/07/2015	21/07/2015	04/08/2015	10/08/2015	-	-	-	-	-	-	-	<0.001	-	30/07/15	-	-	ecca Rawlings	0.179	-	None	-	nd loose fibres	-	N/C	-	-	Not Detected	Detected	0.179	-	-	-	Detected	-	Not Detected	Not Detected	-	-	Not Detected	-	Not Detected
IP4176	1.50-	20/07/2015	21/07/2015	04/08/2015	10/08/2015	-	-	-	-	-	-	-	-	-	-	-	-	-	-	-	-	-	-	-	-	-	-	-	-	-	-	-	-	-	-	-	-	-	-	-	-	-
IP4176	2.50-	20/07/2015	21/07/2015	04/08/2015	10/08/2015	-	-	-	-	-	-	-	-	-	-	-	-	-	-	-	-	-	-	-	-	-	-	-	-	-	-	-	-	-	-	-	-	-	-	-	-	-
IP4176	3.50-	20/07/2015	21/07/2015	04/08/2015	10/08/2015	-	-	-	-	-	-	-	-	-	-	-	-	-	-	-	-	-	-	-	-	-	-	-	-	-	-	-	-	-	-	-	-	-	-	-	-	-
IP4176	4.50-	20/07/2015	21/07/2015	04/08/2015	10/08/2015	-	-	-	-	-	-	-	-	-	-	-	-	-	-	-	-	-	-	-	-	-	-	-	-	-	-	-	-	-	-	-	-	-	-	-	-	-
IP4177	0.50-	24/06/2015	26/06/2015	14/07/2015	23/07/2015	Not Detected	Not Detected	Not Detected	Not Detected	Not Detected	Not Detected	Not Detected	-	-	-	-	-	-	-	-	-	-	-	-	-	-	-	-	-	-	-	-	-	-	-	-	-	-	-	-	-	-
IP4177	0.90-	24/06/2015	26/06/2015	14/07/2015	23/07/2015	Not Detected	Not Detected	Not Detected	Not Detected	Not Detected	Not Detected	Not Detected	-	-	-	-	-	-	-	-	-	-	-	-	-	-	-	-	-	-	-	-	-	-	-	-	-	-	-	-	-	-
IP4177	2.00-	24/06/2015	26/06/2015	14/07/2015	23/07/2015	-	-	-	-	-	-	-	-	-	-	-	-	-	-	-	-	-	-	-	-	-	-	-	-	-	-	-	-	-	-	-	-	-	-	-	-	-
IP4178	0.40-	24/06/2015	26/06/2015	14/07/2015	23/07/2015	Not Detected	Not Detected	Not Detected	Not Detected	Not Detected	Not Detected	Not Detected	-	-	-	-	-	-	-	-	-	-	-	-	-	-	-	-	-	-	-	-	-	-	-	-	-	-	-	-	-	-
IP4178	1.00-	24/06/2015	26/06/2015	14/07/2015	23/07/2015	Not Detected	Not Detected	Not Detected	Not Detected	Not Detected	Not Detected	Not Detected	-	-	-	-	-	-	-	-	-	-	-	-	-	-	-	-	-	-	-	-	-	-	-	-	-	-	-	-	-	-
IP4178	1.50-	24/06/2015	26/06/2015	14/07/2015	23/07/2015	-	-	-	-	-	-	-	-	-	-	-	-	-	-	-	-	-	-	-	-	-	-	-	-	-	-	-	-	-	-	-	-	-	-	-	-	-
IP4178	2.00-	24/06/2015	26/06/2015	14/07/2015	23/07/2015	-	-	-	-	-	-	-	-	-	-	-	-	-	-	-	-	-	-	-	-	-	-	-	-	-	-	-	-	-	-	-	-	-	-	-	-	-
IP4178	2.50-	24/06/2015	26/06/2015	14/07/2015	23/07/2015	-	-	-	-	-	-	-	-	-	-	-	-	-	-	-	-	-	-	-	-	-	-	-	-	-	-	-	-	-	-	-	-	-	-	-	-	-
IP4185	0.50-	26/06/2015	27/06/2015	14/07/2015	23/07/2015	Not Detected	Not Detected	Not Detected	Detected	Not Detected	Not Detected	Not Detected	<0.001	-	-	-	-	-	0.0479	-	None	-	-	-	N/C	-	-	-	-	0.0479	-	-	-	-	-	-	-	-	-	-	-	-
IP4186	0.50-	25/06/2015	29/06/2015	15/07/2015	24/07/2015	Not Detected	Not Detected	Not Detected	Not Detected	Detected	Not Detected	Not Detected	<0.001	-	-	-	-	-	<0.001	-	None	-	-	-	N/C	-	-	-	-	<0.001	-	-	-	-	-	-	-	-	-	-	-	-
IP4186	1.50-	25/06/2015	29/06/2015	15/07/2015	24/07/2015	-	-	-	-	-	-	-	-	-	-	-	-	-	-	-	-	-	-	-	-	-	-	-	-	-	-	-	-	-	-	-	-	-	-	-	-	-
IP4186	2.50-	25/06/2015	29/06/2015	15/07/2015	24/07/2015	-	-	-	-	-	-	-	-	-	-	-	-	-	-	-	-	-	-	-	-	-	-	-	-	-	-	-	-	-	-	-	-	-	-	-	-	-
IP4186	3.50-	25/06/2015	29/06/2015	15/07/2015	24/07/2015	-	-	-	-	-	-	-	-	-	-	-	-	-	-	-	-	-	-	-	-	-	-	-	-	-	-	-	-	-	-	-	-	-	-	-	-	-
IP4186	4.50-	25/06/2015	29/06/2015	15/07/2015	24/07/2015	-	-	-	-	-	-	-	-	-	-	-	-	-	-	-	-	-	-	-	-	-	-	-	-	-	-	-	-	-	-	-	-	-	-	-	-	-
IP4187	0.50-	26/06/2015	27/06/2015	14/07/2015	23/07/2015	Not Detected	Not Detected	Not Detected	Not Detected	Not Detected	Not Detected	Not Detected	-	-	-	-	-	-	-	-	-	-	-	-	-	-	-	-	-	-	-	-	-	-	-	-	-	-	-	-	-	-
IP4187	1.50-	26/06/2015	27/06/2015	14/07/2015	23/07/2015	-	-	-	-	-	-	-	-	-	-	-	-	-	-	-	-	-	-	-	-	-	-	-	-	-	-	-	-	-	-	-	-	-	-	-	-	-
IP4187	2.50-	26/06/2015	27/06/2015	14/07/2015	23/07/2015	-	-	-	-	-	-	-	-	-	-	-	-	-	-	-	-	-	-	-	-	-	-	-	-	-	-	-	-	-	-	-	-	-	-	-	-	-
IP4188	0.56-	25/06/2015	27/06/2015	15/07/2015	24/07/2015	Not Detected	Not Detected	Not Detected	Not Detected	Not Detected	Not Detected	Not Detected	-	-	-	-	-	-	-	-	-	-	-	-	-	-	-	-	-	-	-	-	-	-	-	-	-	-	-	-	-	-
IP4188	1.50-	25/06/2015	27/06/2015	15/07/2015	24/07/2015	-	-	-	-	-	-	-	-	-	-	-	-	-	-	-	-	-	-	-	-	-	-	-	-	-	-	-	-	-	-	-	-	-	-	-	-	-
IP4188	2.00-	25/06/2015	27/06/2015	15/07/2015	24/07/2015	-	-	-	-	-	-	-	-	-	-	-	-	-	-	-	-	-	-	-	-	-	-	-	-	-	-	-	-	-	-	-	-	-	-	-	-	-
IP4188	2.50-	25/06/2015	27/06/2015	15/07/2015	24/07/2015	-	-	-	-	-	-	-	-	-	-	-	-	-	-	-	-	-	-	-	-	-	-	-	-	-	-	-	-	-	-	-	-	-	-	-	-	-
IP4188	3.50-	25/06/2015	27/06/2015	15/07/2015	24/07/2015	-	-	-	-	-	-	-	-	-	-	-	-	-	-	-	-	-	-	-	-	-	-	-	-	-	-	-	-	-	-	-	-	-	-	-	-	-
IP4189	0.50-	26/06/2015	27/06/2015	14/07/2015	23/07/2015	Not Detected	Not Detected	Not Detected	Not Detected	Not Detected	Not Detected	Not Detected	-	-	-	-	-	-	-	-	-	-	-	-	-	-	-	-	-	-	-	-	-	-	-	-	-	-	-	-	-	-
IP4189	1.10-	26/06/2015	27/06/2015	14/07/2015	23/07/2015	-	-	-	-	-	-	-	-	-	-	-	-	-	-	-	-	-	-	-	-	-	-	-	-	-	-	-	-	-	-	-	-	-	-	-	-	-
IP4189	2.50-	26/06/2015	27/06/2015	14/07/2015	23/07/2015	-	-	-	-	-	-	-	-	-	-	-	-	-	-	-	-	-	-	-	-	-	-	-	-	-	-	-	-	-	-	-	-	-	-	-	-	-
IP4189	3.50-	26/06/2015	27/06/2015	14/07/2015	23/07/2015	-	-	-	-	-	-	-	-	-	-	-	-	-	-	-	-	-	-	-	-	-	-	-	-	-	-	-	-	-	-	-	-	-	-	-	-	-
IP4189	5.00-	26/06/2015	27/06/2015	14/07/2015	23/07/2015	-	-	-	-	-	-	-	-	-	-	-	-	-	-	-	-	-	-	-	-	-	-	-	-	-	-	-	-	-	-	-	-	-	-	-	-	-
IP4190	0.50-	25/06/2015	29/06/2015	15/07/2015	24/07/2015	Not Detected	Not Detected	Not Detected	Detected	Not Detected	Not Detected	Not Detected	<0.001	-	-	-	-	-	0.0079	-	Amosite	-	-	-	Loose fibres in soil	-	-	-	-	0.0079	-	-	-	-	-	-	-	-	-	-	-	-
IP4191	0.50-	25/06/2015	29/06/2015	15/07/2015	24/07/2015	Not Detected	Detected	Not Detected	Detected	Not Detected	Not Detected	Not Detected	<0.001	-	-	-	-	-	0.0015	-	None	-	-	-	N/C	-	-	-	-	0.0015	-	-	-	-	-	-	-	-	-	-	-	-
IP4202	1.50-	25/06/2015	29/06/2015	15/07/2015	24/07/2015	-	-	-	-	-	-	-	-	-	-	-	-	-	-	-	-	-	-	-	-	-	-	-	-	-	-	-	-	-	-	-	-	-	-	-	-	-
IP4202	2.50-	25/06/2015	29/06/2015	15/07/2015	24/07/2015	-	-	-	-	-	-	-	-	-	-	-	-	-	-	-	-	-	-	-	-	-	-	-	-	-	-	-	-	-	-	-	-	-	-	-	-	-
IP4202	3.50-	25/06/2015	29/06/2015	15/07/2015	24/07/2015	-	-	-	-	-	-	-	-	-	-	-	-	-	-	-	-	-	-	-	-	-	-	-	-	-	-	-	-	-	-	-	-	-	-	-	-	-
IP4202	4.50-	25/06/2015	29/06/2015	15/07/2015	24/07/2015	-	-	-	-	-	-	-	-	-	-	-	-	-	-	-	-	-	-	-	-	-	-	-	-	-	-	-	-	-	-	-	-	-	-	-	-	-
IP4202	5.50-	25/06/2015	29/06/2015	15/07/2015	24/07/2015	-	-	-	-	-	-	-	-	-	-	-	-	-	-	-	-	-	-	-	-	-	-	-	-	-	-	-	-	-	-	-	-	-	-	-	-	-

Monitor Phase 68

					Soil Organic Matter (SOM)	pH	Arsenic	Cadmium	Chromium	Copper	Lead	Mercury	Nickel	Selenium	Vanadium	Zinc
					POS 1% Deep											
Sample ID	Sample Depth	Date Sampled	Received On	Date Complete	%	pH Units	mg/kg	mg/kg	mg/kg	mg/kg	mg/kg	mg/kg	mg/kg	mg/kg	mg/kg	mg/kg
TPE2339	0.50-	04/08/2015	05/08/2015	17/08/2015	-	7.98	20.7	1.3	26	22.6	117	<0.14	25	<1	44.2	450
TPE2339	1.50-	04/08/2015	05/08/2015	17/08/2015	-	7.76	20.1	0.934	130	41.2	289	<0.14	27.1	<1	37.6	239
TPE2339	2.50-	04/08/2015	05/08/2015	17/08/2015	1.27	7.76	12.8	0.795	12.4	20.8	20.7	<0.14	22.5	<1	14	91.3
TPE2339	3.50-	04/08/2015	05/08/2015	17/08/2015	-	7.2	18.1	1.69	21.9	27.3	45.5	<0.14	42.6	<10	27.8	168
TPE2340	4.50-	04/08/2015	05/08/2015	17/08/2015	5.05	6.44	28.4	1.67	22.7	47.2	302	<0.14	27.5	<1	26	258
TPE2340	5.50-	04/08/2015	05/08/2015	17/08/2015	-	6.96	13.8	0.386	13.6	16.5	53.7	<0.14	24.3	<1	15.8	81.4
TPE2348	0.50-	04/08/2015	05/08/2015	17/08/2015	-	8.46	25.3	1.4	14.6	37.3	72.4	<0.14	28.3	<10	19.3	137
TPE2348	1.50-	04/08/2015	05/08/2015	14/08/2015	-	8.3	23.3	2.82	27.1	36	121	<0.14	37.5	<1	25.5	286
TPE2348	2.50-	04/08/2015	05/08/2015	14/08/2015	-	8.45	21.6	0.809	13.3	19	30.8	<0.14	21.9	<1	17	81.4
TPE2348	3.50-	04/08/2015	05/08/2015	14/08/2015	5.83	7.52	42	0.992	14.9	48	46.9	<0.14	25.6	<1	20.5	129
TPE2348	4.50-	04/08/2015	05/08/2015	17/08/2015	-	7.77	19	0.594	11.8	22.6	16.8	<0.14	22.1	<1	14	70.6
TPE2375	0.50-	04/08/2015	05/08/2015	20/08/2015	7.55	6.21	33.1	1.66	13.5	48.3	30.7	<0.14	25.6	<1	19.5	147
TPE2375	1.50-	04/08/2015	05/08/2015	17/08/2015	-	6.97	10.7	0.335	16.4	14.1	15.4	<0.14	24	<1	17.8	70.6
TPE2375	2.50-	04/08/2015	05/08/2015	17/08/2015	-	8.56	9.96	0.37	13.1	15.4	13.6	<0.14	22.3	<1	15	62
TPE2375	3.50-	04/08/2015	05/08/2015	17/08/2015	-	7.11	11.1	0.458	12	16.5	13.1	<0.14	22.2	<1	13.4	62.8
TPE2375	4.50-	04/08/2015	05/08/2015	17/08/2015	1.08	6.77	20.2	0.437	13.6	16.8	14.4	<0.14	23.4	<1	14.2	66.6

Monitor Phase 68

					Aliphatics >C10-C12	Aliphatics >C12-C16	Aliphatics >C16-C21	Aliphatics >C21-C35	Aliphatics >C35-C44	Aliphatics >C5-C6	Aliphatics >C6-C8	Aliphatics >C8-C10	Aromatics >EC10-EC12	Aromatics >EC12-EC16	Aromatics >EC16-EC21	Aromatics >EC21-EC35	Aromatics >EC35-EC44	Aromatics >EC40-EC44	Aromatics >EC5-EC7	Aromatics >EC7-EC8	Aromatics >EC8-EC10	Benzene	Ethylbenzene	GRO Surrogate % recovery**	GRO TOT (Moisture Corrected)	m,p-Xylene	Methyl tertiary butyl ether (MTBE)	o-Xylene	sum of detected BTEX by GC	sum of detected mpo xylene by GC	Toluene	Total Aliphatics & Aromatics >C5-C44	Total Aliphatics >C12-C44	Total Aromatics >EC12-EC44
				POS 1% Deep															432000			48000								478000				
Sample ID	Sample Depth	Date Sampled	Received On	Date Complete	µg/kg	µg/kg	µg/kg	µg/kg	µg/kg	µg/kg	µg/kg	µg/kg	µg/kg	µg/kg	µg/kg	µg/kg	µg/kg	µg/kg	µg/kg	µg/kg	µg/kg	µg/kg	µg/kg	%	µg/kg	µg/kg	µg/kg	µg/kg	µg/kg	µg/kg	µg/kg	µg/kg	µg/kg	µg/kg
TPE2339	0.50-	04/08/2015	05/08/2015	17/08/2015	337	<100	1900	12100	4490	<40	79.4	192	224	<100	1950	20200	9990	4110	<40	<40	128	<40	<12	108	983	<24	<20	<12	<24	<9	<8	51600	18400	32100
TPE2339	1.50-	04/08/2015	05/08/2015	17/08/2015	55.2	3270	31600	94000	44300	<40	71.3	75.9	<40	5300	51600	333000	177000	79500	<40	<40	55.2	<40	<12	74	314	<24	<20	<12	<24	<9	<8	741000	173000	567000
TPE2339	2.50-	04/08/2015	05/08/2015	17/08/2015	157	245000	173000	56400	3550	<40	129	233	104	73100	69600	35800	10800	3820	<40	<40	155	<40	<12	90	801	<24	<20	<12	<24	<9	<8	668000	478000	189000
TPE2339	3.50-	04/08/2015	05/08/2015	17/08/2015	23200	232000	169000	45700	4960	73.3	9440	27600	15500	83400	89700	49000	14200	5880	<40	<40	18400	<40	<12	105	94300	<24	<20	<12	<24	<9	<8	782000	451000	236000
TPE2340	4.50-	04/08/2015	05/08/2015	17/08/2015	1570	281000	756000	968000	198000	228	1020	827	1050	30300	252000	1120000	418000	148000	<40	<40	552	<40	<12	57	5250	<24	<20	<12	<24	<9	<8	4030000	2200000	1820000
TPE2340	5.50-	04/08/2015	05/08/2015	17/08/2015	87800	366000	191000	132000	11900	3050	40800	58600	58500	82800	72700	73400	17200	6010	174	<100	39100	174	<30	99	288000	<60	<50	<30	174	<9	<20	1230000	700000	246000
TPE2348	0.50-	04/08/2015	05/08/2015	17/08/2015	<40	6580	36500	83200	16000	<40	<40	<40	<40	1030	11800	62800	28300	9800	<40	<40	<40	<40	<12	86	<176	<24	<20	<12	<24	<9	<8	246000	142000	104000
TPE2348	1.50-	04/08/2015	05/08/2015	14/08/2015	<40	1210	76600	661000	128000	<40	<40	<40	<40	1610	15700	282000	147000	51100	<40	<40	<40	<40	<12	72	<176	<24	<20	<12	<24	<9	<8	1310000	867000	446000
TPE2348	2.50-	04/08/2015	05/08/2015	14/08/2015	557	8450	27400	238000	58100	<40	185	543	371	3610	8710	114000	76500	26200	<40	<40	364	<40	<12	91	2050	<24	<20	<12	<24	<9	<8	536000	332000	202000
TPE2348	3.50-	04/08/2015	05/08/2015	14/08/2015	199000	459000	213000	91200	13200	374	33100	226000	133000	138000	95300	86900	26600	9150	<100	<100	151000	<100	<30	126	743000	<60	<50	<30	<24	<9	<20	1870000	776000	347000
TPE2348	4.50-	04/08/2015	05/08/2015	17/08/2015	375000	1090000	465000	133000	19000	<200	25500	405000	250000	321000	202000	145000	34400	11500	<200	<200	270000	<200	<60	115	1330000	<120	<100	<60	<24	<9	<40	3730000	1700000	702000
TPE2375	0.50-	04/08/2015	05/08/2015	20/08/2015	242	1840	15900	49900	15600	110	954	473	161	<100	2870	42700	31900	12900	<40	<40	316	<40	<12	85	2260	<24	<20	<12	<24	<9	<8	163000	83200	77400
TPE2375	1.50-	04/08/2015	05/08/2015	17/08/2015	1230	<100	<100	<100	<100	83.5	2210	2180	819	<100	<100	3180	<100	<100	<40	<40	1450	<40	<12	101	7970	<24	<20	<12	<24	<9	<8	11100	<100	3180
TPE2375	2.50-	04/08/2015	05/08/2015	17/08/2015	164	<100	<100	<100	<100	59.9	489	347	108	<100	<100	2860	2440	1320	<40	<40	232	<40	<12	98	1400	<24	<20	<12	<24	<9	<8	6700	<100	5310
TPE2375	3.50-	04/08/2015	05/08/2015	17/08/2015	8380	45900	34300	21600	<100	210	5270	11900	5590	10600	11600	11900	<100	<100	<40	<40	7950	<40	<12	98	39400	<24	<20	<12	<24	<9	<8	175000	102000	34100
TPE2375	4.50-	04/08/2015	05/08/2015	17/08/2015	4650	52900	95000	121000	31200	125	2980	4130	3100	10400	26300	86500	33100	13700	<40	<40	2760	<40	<12	109	17700	<24	<20	<12	<24	<9	<8	474000	300000	156000

Monitor Phase 68

					Acenaphthene	Acenaphthene-d10 % recovery**	Acenaphthylene	Anthracene	Benz(a)anthracene	Benzo(a)pyrene	Benzo(b)fluoranthene	Benzo(g,h,i)perylene	Benzo(k)fluoranthene	Chrysene	Chrysene-d12 % recovery**	Dibenzo(a,h)anthracene	Fluoranthene	Fluorene	Indeno(1,2,3-cd)pyrene	Naphthalene	Naphthalene-d8 % recovery**	PAH, Total Detected USEPA 16	Perylene-d12 % recovery**	Phenanthrene	Phenanthrene-d10 % recovery**	Pyrene
				POS 1% Deep																						
Sample ID	Sample Depth	Date Sampled	Received On	Date Complete	µg/kg	%	µg/kg	µg/kg	µg/kg	µg/kg	µg/kg	µg/kg	µg/kg	µg/kg	%	µg/kg	µg/kg	µg/kg	µg/kg	µg/kg	%	µg/kg	%	µg/kg	%	µg/kg
TPE2339	0.50-	04/08/2015	05/08/2015	17/08/2015	60.9	104	24.4	93.8	612	699	1240	557	407	623	99.4	177	848	53.5	474	33.2	107	6960	101	406	105	656
TPE2339	1.50-	04/08/2015	05/08/2015	17/08/2015	1210	95.6	172	1130	9120	13800	21800	13900	7350	10900	98.8	4860	13700	823	12200	913	96.1	128000	102	6200	97.4	10400
TPE2339	2.50-	04/08/2015	05/08/2015	17/08/2015	156	102	<12	191	111	165	375	206	108	147	107	61.5	139	294	154	158	99	3020	102	617	103	141
TPE2339	3.50-	04/08/2015	05/08/2015	17/08/2015	100	99.2	<12	164	73.5	91.6	164	97.9	50.5	84.4	99.5	28.2	88.5	186	74.2	128	97.2	1920	107	485	101	102
TPE2340	4.50-	04/08/2015	05/08/2015	17/08/2015	6080	113	388	8810	22700	17100	27700	11500	9010	20300	117	4150	43100	6360	10000	622	114	261000	114	45700	115	27300
TPE2340	5.50-	04/08/2015	05/08/2015	17/08/2015	166	102	<12	159	235	238	462	227	130	300	109	67.3	403	338	173	292	99.1	4200	105	663	104	350
TPE2348	0.50-	04/08/2015	05/08/2015	17/08/2015	81.7	99.6	59	740	4220	3280	5850	2100	1920	3830	100	865	5470	135	1940	65.3	101	36300	98.4	1990	100	3710
TPE2348	1.50-	04/08/2015	05/08/2015	14/08/2015	47.6	103	27.5	126	934	935	2190	1270	684	1080	103	424	1420	58.4	1040	160	104	12200	106	753	106	1080
TPE2348	2.50-	04/08/2015	05/08/2015	14/08/2015	22.3	104	<12	35	229	271	519	215	171	316	96.8	61.6	470	25.5	171	42.6	105	3170	102	267	103	351
TPE2348	3.50-	04/08/2015	05/08/2015	14/08/2015	219	103	<12	150	213	216	375	173	138	291	109	63.7	258	346	143	457	105	3860	117	575	101	243
TPE2348	4.50-	04/08/2015	05/08/2015	17/08/2015	403	103	<12	302	37.6	31	58.8	<24	16.7	67.3	107	<23	86.4	936	<18	793	96.1	4080	104	1210	105	141
TPE2375	0.50-	04/08/2015	05/08/2015	20/08/2015	9.87	101	<12	<16	125	116	233	94.6	68.8	155	94.6	30.3	255	<10	73.7	29.3	103	1540	90.7	176	101	179
TPE2375	1.50-	04/08/2015	05/08/2015	17/08/2015	<8	98.5	<12	<16	36.9	43.7	50.3	66.1	43.4	57.3	82.7	96.7	21.6	<10	74.3	<9	99.8	553	75.8	43.3	98.2	19.1
TPE2375	2.50-	04/08/2015	05/08/2015	17/08/2015	<8	98.5	<12	<16	31.3	29.2	61.4	34.6	23.6	54.7	82.6	34.2	45.7	<10	34.2	<9	100	450	76.1	68.7	97.6	32.4
TPE2375	3.50-	04/08/2015	05/08/2015	17/08/2015	22.9	100	<12	23.3	<14	<15	39.7	<24	<14	31.2	102	<23	23.4	74.6	<18	29.8	100	422	97.2	157	101	20.6
TPE2375	4.50-	04/08/2015	05/08/2015	17/08/2015	20.7	96.5	<12	25	<14	<15	31.8	<24	<14	30.5	82.5	<23	<17	62	<18	<9	96.2	267	74.5	96.9	97.3	<15

Monitor Phase 68

					Additional Asbestos Components (Using TM048)	Amosite (Brown) Asbestos	Analysed By	Analysts Comments	Asbestos Quantification - Gravimetric - %	Asbestos Quantification - PCOM Evaluation - %	Asbestos Quantification - Total - %	Chrysotile (White) Asbestos	Comments	Crocidolite (Blue) Asbestos	Date of Analysis	Fibrous Actinolite	Fibrous Anthophyllite	Fibrous Tremolite	Non-Asbestos Fibre
				POS 1% Deep															
Sample ID	Sample Depth	Date Sampled	Received On	Date Complete	-	-	-	%	%	%	-	-	-	-	-	-	-	-	
TPE2339	0.50-	04/08/2015	05/08/2015	17/08/2015	-	Not Detected	Jecca Rawlings	-	-	-	-	Trace	Loose fibres in soil	Not Detected	14/08/2015	Not Detected	Not Detected	Not Detected	Not Detected
TPE2339	1.50-	04/08/2015	05/08/2015	17/08/2015	-	-	-	-	-	-	-	-	-	-	-	-	-	-	-
TPE2339	2.50-	04/08/2015	05/08/2015	17/08/2015	-	-	-	-	-	-	-	-	-	-	-	-	-	-	-
TPE2339	3.50-	04/08/2015	05/08/2015	17/08/2015	-	-	-	-	-	-	-	-	-	-	-	-	-	-	-
TPE2340	4.50-	04/08/2015	05/08/2015	17/08/2015	-	-	-	-	-	-	-	-	-	-	-	-	-	-	-
TPE2340	5.50-	04/08/2015	05/08/2015	17/08/2015	-	-	-	-	-	-	-	-	-	-	-	-	-	-	-
TPE2348	0.50-	04/08/2015	05/08/2015	17/08/2015	-	Not Detected	Jecca Rawlings	-	-	-	-	Trace	Loose fibres in soil	Not Detected	14/08/2015	Not Detected	Not Detected	Not Detected	Not Detected
TPE2348	1.50-	04/08/2015	05/08/2015	14/08/2015	-	-	-	-	-	-	-	-	-	-	-	-	-	-	-
TPE2348	2.50-	04/08/2015	05/08/2015	14/08/2015	-	-	-	-	-	-	-	-	-	-	-	-	-	-	-
TPE2348	3.50-	04/08/2015	05/08/2015	14/08/2015	-	-	-	-	-	-	-	-	-	-	-	-	-	-	-
TPE2348	4.50-	04/08/2015	05/08/2015	17/08/2015	-	-	-	-	-	-	-	-	-	-	-	-	-	-	-
TPE2375	0.50-	04/08/2015	05/08/2015	20/08/2015	None	Not Detected	Jecca Rawlings	N/C	<0.001	<0.001	<0.001	Detected	Loose fibres in soil	Not Detected	14/08/2015	Not Detected	Not Detected	Not Detected	Not Detected
TPE2375	1.50-	04/08/2015	05/08/2015	17/08/2015	-	-	-	-	-	-	-	-	-	-	-	-	-	-	-
TPE2375	2.50-	04/08/2015	05/08/2015	17/08/2015	-	-	-	-	-	-	-	-	-	-	-	-	-	-	-
TPE2375	3.50-	04/08/2015	05/08/2015	17/08/2015	-	-	-	-	-	-	-	-	-	-	-	-	-	-	-
TPE2375	4.50-	04/08/2015	05/08/2015	17/08/2015	-	-	-	-	-	-	-	-	-	-	-	-	-	-	-

Monitor Phase 68

Sample Descr	Sample Depth	SDG ID.	Date Sample	Received On	Date Complete	Commercial >1m RBSL POS >1m RBSL	Soil Organic Matter (SOM)	pH	Arsenic	Cadmium	Chromium	Copper	Lead	Mercury	Nickel	Selenium	Vanadium	Zinc
							%	pH Units	mg/kg	mg/kg	mg/kg	mg/kg	mg/kg	mg/kg	mg/kg	mg/kg	mg/kg	mg/kg
TPE2319	0.50-	150128-98	26/01/2015	28/01/2015	06/02/2015	POS	-	8.5	40.1	0.883	15.4	80.3	54.5	<0.14	21.6	<1	21.3	166
TPE2319	1.50-	150128-98	26/01/2015	28/01/2015	06/02/2015	POS	-	6.94	13	0.0232	11.6	20.8	18.5	<0.14	20.8	<1	14.1	80.6
TPE2319	2.50-	150128-98	26/01/2015	28/01/2015	06/02/2015	POS	-	6.89	16.2	0.241	11.8	29.1	23.8	<0.14	18.6	<1	16.7	94.2
TPE2319	3.50-	150128-98	26/01/2015	28/01/2015	06/02/2015	POS	-	6.94	20.7	0.344	12.8	32.2	24.9	<0.14	22.6	<1	16.3	121
TPE2321	0.50-	150128-98	26/01/2015	28/01/2015	13/03/2015	POS	-	8	43.7	1.35	22.4	82.1	236	<0.14	25.1	<1	22.4	338
TPE2380	0.50-	150128-102	23/01/2015	28/01/2015	05/02/2015	POS	-	7.47	61.1	1.22	14.6	98.4	65.2	<0.14	19.2	<1	20.5	187
TPE2380	1.50-	150128-102	23/01/2015	28/01/2015	05/02/2015	POS	-	7.57	22.2	0.66	15.9	35.3	56.9	<0.14	25.6	<1	19.6	115
TPE2381	0.50-	150128-102	23/01/2015	28/01/2015	12/03/2015	POS	-	8.15	36.6	0.893	17.7	69	176	<0.14	24.3	<1	19.9	268
TPE2382	1.00-	150128-102	23/01/2015	28/01/2015	05/02/2015	POS	-	6.42	9.11	<0.02	10.2	13.1	16.6	<0.14	19.5	<1	11	58
TPE2383	0.50-	150128-102	23/01/2015	28/01/2015	05/02/2015	POS	1.38	7.23	28.1	0.39	13.1	43.8	62.2	<0.14	26.1	<1	15	220
TPE2394	0.50-	150221-57	17/02/2015	21/02/2015	30/04/2015	POS	44.1	6.54	58.4	2.69	20	161	301	0.507	54.8	<1	30.8	596
TPE2394	1.50-	150221-57	17/02/2015	21/02/2015	12/03/2015	POS	-	5.29	18	0.86	13.6	36.3	30.8	<0.14	30.5	<1	15	138
TPE2395	0.50-	150221-73	18/02/2015	21/02/2015	07/05/2015	POS	-	7.65	23.6	1.4	12	96.1	69.1	<0.14	40.8	<10	19.3	252
TPE2395	1.50-	150221-73	18/02/2015	21/02/2015	13/03/2015	POS	-	5.85	10.5	0.688	11	13.6	15.1	<0.14	19.2	<1	11.6	54.9
TPE2395	2.50-	150221-73	18/02/2015	21/02/2015	13/03/2015	POS	-	6.28	29.8	0.714	14.8	35.9	30.4	<0.14	18.8	<1	22.5	86.5
TPE2395	3.20-	150221-73	18/02/2015	21/02/2015	14/03/2015	POS	-	6.14	7.84	0.421	13	11.3	15.4	<0.14	18.5	<1	19.1	48.3
TPE2411	0.50-	150128-102	23/01/2015	28/01/2015	05/02/2015	POS	-	7.53	11.5	<0.02	12.1	14.5	18.1	<0.14	22.1	<1	13.4	70.7
TPE2412	0.50-	150128-102	23/01/2015	28/01/2015	05/02/2015	POS	-	8.29	24.5	0.153	16.6	39.1	107	<0.14	24.4	<1	21	211
TPE2413	0.50-	150128-102	23/01/2015	28/01/2015	11/03/2015	POS	-	7.72	34.7	0.941	30.2	72.9	275	<0.14	24.7	<1	25.8	434
TPE2414	0.50-	150128-102	23/01/2015	28/01/2015	12/03/2015	POS	-	7.31	28.9	0.541	17	52.9	179	<0.14	24.6	<1	18.6	413
TPE2415	0.50-	150128-102	23/01/2015	28/01/2015	12/03/2015	POS	9.52	7.65	45.9	1.03	20.2	100	374	<0.14	26.4	<1	22.5	767
TPE2417	0.50-	150128-102	23/01/2015	28/01/2015	05/02/2015	POS	-	7.03	56.5	0.224	12.5	83.9	37.4	<0.14	18.5	<1	15.5	105
TPE2418	0.50-	150128-102	23/01/2015	28/01/2015	05/02/2015	POS	-	6.35	28.3	0.684	15.5	51.4	52.8	<0.14	22.3	<1	19.8	182
TPE2429	0.50-	150219-78	16/02/2015	19/02/2015	08/04/2015	POS	43.8	7.95	38.5	3.3	30.4	133	326	<1.4	75.9	<10	37.4	564
TPE2429	0.50-	150221-73	18/02/2015	21/02/2015	07/05/2015	POS	-	5.17	39.3	1.19	21.8	83.2	49	<0.14	48.5	<1	33.4	222
TPE2429	1.50-	150219-78	16/02/2015	19/02/2015	09/03/2015	POS	-	4.59	12.6	0.989	14.4	22	29.5	<0.14	28.8	<1	15.6	116
TPE2429	1.50-	150221-73	18/02/2015	21/02/2015	14/03/2015	POS	-	5.85	18.8	0.689	13.7	36.6	17.5	<0.14	22.4	<1	19.7	62.9
TPE2429	2.30-	150221-73	18/02/2015	21/02/2015	13/03/2015	POS	-	5.77	28.3	1.11	16.1	63.3	36.8	<0.14	28.3	<1	19.5	163
TPE2429	2.40-	150219-78	16/02/2015	19/02/2015	08/03/2015	POS	-	5.73	14.4	1.04	14.1	25.6	33.1	<0.14	27.5	<1	14.5	119
TPE2430	0.50-	150219-78	16/02/2015	19/02/2015	08/04/2015	POS	36.2	7.85	31.3	2.45	25.4	134	306	1.1	57.5	<1	30.7	604
TPE2430	1.50-	150219-78	16/02/2015	19/02/2015	08/03/2015	POS	-	6.24	28.2	1.37	14.5	57	64.1	<0.14	28.8	<1	16.7	175
TPE2430	2.20-	150219-78	16/02/2015	19/02/2015	09/03/2015	POS	-	6.02	15	0.776	13.3	17.7	13.5	<0.14	23.5	<1	12.7	68.3
TPE2431	0.50-	150219-78	16/02/2015	19/02/2015	09/03/2015	POS	24.8	7.44	32	2.42	17	65.1	51.1	<0.14	49.1	<1	24.5	437
TPE2431	0.50-	150221-73	18/02/2015	21/02/2015	07/05/2015	POS	-	7.44	26.4	0.766	15.9	94.1	69.3	<0.14	52.4	<1	30.8	258
TPE2431	1.50-	150219-78	16/02/2015	19/02/2015	07/03/2015	POS	-	6.65	18.9	0.978	13.5	54.4	30.7	<1.4	27.7	<10	15.3	117
TPE2431	1.50-	150221-73	18/02/2015	21/02/2015	13/03/2015	POS	-	5.55	51.6	1.4	14.9	96.3	40.2	<0.14	24.6	<1	21.3	135
TPE2431	2.50-	150219-78	16/02/2015	19/02/2015	09/03/2015	POS	-	5.73	20.4	0.939	14.1	41.2	21.6	<0.14	27.5	<1	16.9	87.9
TPE2431	2.50-	150221-73	18/02/2015	21/02/2015	14/03/2015	POS	0.772	6.74	6.56	0.389	14.9	11.7	10.9	<0.14	23.3	<1	15	51.3
TPE2431	3.20-	150219-78	16/02/2015	19/02/2015	07/03/2015	POS	-	6.01	21.6	0.761	13.7	32.8	16.8	<0.14	24.4	<1	18.4	68.9
TPE2431	3.50-	150221-73	18/02/2015	21/02/2015	13/03/2015	POS	-	6.28	9.55	0.435	15.1	16.3	12.6	<0.14	25.2	<1	17.2	59.2
TPE2432	0.50-	150219-78	16/02/2015	19/02/2015	09/03/2015	POS	-	7.23	35.2	0.994	11.9	105	42.7	<0.14	45.9	<1	32.7	126
TPE2432	1.50-	150219-78	16/02/2015	19/02/2015	09/03/2015	POS	1.57	5.47	13.3	0.781	12.5	13.6	11.7	<0.14	24.1	<1	14.6	62.6
TPE2432	2.50-	150219-78	16/02/2015	19/02/2015	08/03/2015	POS	-	6.52	11.6	0.551	15.8	18.9	14.3	<0.14	23.2	<1	19.2	50.2
TPE2432	3.50-	150219-78	16/02/2015	19/02/2015	08/03/2015	POS	-	5.32	13	0.798	13.5	23.2	15.5	<0.14	21.9	<1	15.5	71.1
TPE2432	4.20-	150219-78	16/02/2015	19/02/2015	07/03/2015	POS	-	5.68	10.5	0.729	12.3	12.7	13.2	<0.14	23.6	<1	14.6	60.7
TPE2460	0.50-	150128-102	23/01/2015	28/01/2015	05/02/2015	POS	-	6.13	8.46	<0.02	10.5	9.58	10.7	<0.14	21.1	<1	10.7	51.6
TPE2460	1.50-	150128-102	23/01/2015	28/01/2015	05/02/2015	POS	-	6	6.34	<0.02	13.4	11.1	13.3	<0.14	32.4	<1	13.9	59.4
TPE2461	0.50-	150128-102	23/01/2015	28/01/2015	05/02/2015	POS	-	7.67	10.7	<0.02	12.5	14.4	27.9	<0.14	21.5	<1	19.1	93.2
TPE2461	1.50-	150128-102	23/01/2015	28/01/2015	05/02/2015	POS	-	6.85	7.76	<0.02	11.7	7.59	11.1	<0.14	27.2	<1	11.6	55.8
TPE2462	0.50-	150128-102	23/01/2015	28/01/2015	05/02/2015	POS	-	7.13	8.67	<0.02	9.83	11.3	12.9	<0.14	17.7	<1	11.2	51.3
TPE2462	1.50-	150128-102	23/01/2015	28/01/2015	05/02/2015	POS	-	5.97	7.22	<0.02	11.3	7.16	11.8	<0.14	29.2	<1	11.4	60.6
TPE2475	0.50-	150221-57	17/02/2015	21/02/2015	01/05/2015	POS	-	6.25	84.3	1.22	14.8	202	127	0.215	22.7	<1	29	226
TPE2475	1.50-	150221-57	17/02/2015	21/02/2015	12/03/2015	POS	-	5.25	22.9	1.43	12.6	41.4	31.5	<0.14	25	<1	14.5	111
TPE2477	0.40-	150221-57	17/02/2015	21/02/2015	30/04/2015	POS	-	7.5	39.1	2.74	22.3	126	317	1.12	69.8	<1	34.4	498
TPE2477	1.20-	150221-57	17/02/2015	21/02/2015	12/03/2015	POS	-	5.81	15.8	0.76	14.9	25.1	20	<0.14	24.1	<1	17.8	80.2
TPE2479	0.50-	150219-78	16/02/2015	19/02/2015	09/03/2015	POS	-	11.8	65.7	1.48	15	81.3	31.1	<0.14	57.2	<1	38.8	245
TPE2479	1.50-	150219-78	16/02/2015	19/02/2015	08/03/2015	POS	-	7.12	15.2	0.73	14.3	26.6	21.1	<0.14	26.1	<1	16.3	93.6
TPE2479	2.50-	150219-78	16/02/2015	19/02/2015	08/03/2015	POS	-	5.26	35.9	0.871	15.6	42.2	26.7	<0.14	14.3	1.12	21.7	81.3
TPE2479	3.50-	150219-78	16/02/2015	19/02/2015	06/03/2015	POS	-	6.61	21	0.823	17.2	24.2	17.6	<0.14	22.1	<1	21.7	77
TPE2498	0.50-	150128-102	23/01/2015	28/01/2015	05/02/2015	POS	1.55	6.57	9.51	<0.02	11.3	12.7	12.8	<0.14	21.2	<1	14.1	60
TPE2498	1.50-	150128-102	23/01/2015	28/01/2015	05/02/2015	POS	-	6.45	7.97	<0.02	11.9	9.85	11.2	<0.14	21.6	<1	12.9	50.8
TPE2500	0.50-	150128-102	23/01/2015	28/01/2015	05/02/2015	POS	0.807	5.5	6.11	<0.02	12	5.84	10.2	<0.14	32.3	<1	12.3	49.3
TPE2501	0.50-	150221-57	17/02/2015	21/02/2015	30/04/2015	POS	-	6.8	95.2	3.21	14.1	262	<0.7	0.284	46.8	<1	23.8	<1.9
TPE2501	1.50-	150221-57	17/02/2015	21/02/2015	11/03/2015	POS	-	6.49	30	0.984	13.9	52.9	30.6	<0.14	18.1	<1	18.8	199
TPE2501	2.70-	150221-57	17/02/2015	21/02/2015	11/03/2015	POS	-	6.5	<6	1.91	11.6	37	78.5	<0.14	27	<10	15.6	220
TPE2502	0.50-	150128-102	23/01/2015	28/01/2015	05/02/2015	POS	-	6.72	7.51	<0.02	10.3	8.38	15.3	<0.14	23.6	<1	11.2	66.3
TPE2502	1.50-	150128-102	23/01/2015	28/01/2015	05/02/2015	POS	-	7.54	10.2	<0.02	11.9	11.7	24.5	<0.14	26.6	<1	12.6	83
TPE2514	0.50-	150221-57	17/02/2015	21/02/2015	05/05/2015	POS	-	7.22	35	3.58	21.6	185	307	0.501	48.1	<1	29.5	521
TPE2514	1.70-	150221-57	17/02/2015	21/02/2015	12/03/2015	POS	-	5.31	12.7	0.964	13.1	20.2	18.4	<0.14	24.6	<1	13.1	80.2
TPE2515	0.50-	150219-78	16/02/2015	19/02/2015	09/03/2015	POS	-	5.82	5.85	0.568	9.81	8.28	9.33	<0.14	20.1	<1	9.7	46.4
TPE2515	1.50-	150219-78	16/02/2015	19/02/2015	09/03/2015	POS	1.53	6.34	14.5	0.921	11.2	27.4	33.7	<0.14	22.2	<1	13.1	86.7
TPE2516	0.30-	150221-57	17/02/2015	21/02/2015	01/05/2015	POS	28.8	7.52	26.3	3.39	36	70.5	269	<1.4	47.2	<10	19.1	756
TPE2516	1.50-	150221-57	17/02/2015	21/02/2015	11/03/2015	POS	-	5.85	10.8	0.667	12.8	15.7	23.8	<0.14	23.8	<1	12.7	71.5
TPE2516	2.50-	150221-57	17/02/2015	21/02/2015	11/03/2015	POS	-	5.68	27.5	1.31	12.5	59.1	31	<0.14	21.1	<1	15.3	124
TPE2518	0.50-	150219-78	16/02/2015	19/02/2015	09/03/2015	POS	-	7.72	16.1	0.903	15.6	48.6	32.8	<0.14	37.2	<1	22.7	148
TPE2518	1.50-	150219-78	16/02/2015	19/02/2015	09/03/2015	POS	-	7.59	15.3	0.923	14.3	50.5	21.5	<0.14	37.2	<1	29	130
TPE2518	2.50-	150219-78	16/02/2015	19/02/2015	08/03/2015	POS	-	6.64	28.9	0.698	16.1	59.4	29.2	<0.14	20.6	<1	21.1	109
TPE2518	3.40-	150219-78	16/02/2015	19/02/2015	09/03/2015	POS	-	7.09	9.47	0.394	13.9	15.4	13.4	<0.14	25.3	<1	15.6	60.2
TPE2546	0.50-	150128-102	23/01/2015	28/01/2015	05/02/2015	POS	2.55	8.25	23.7	0.477	13.9	48.2	126	<0.14	21.9	<1	16.6	459
TPE2546	1.50-	150128-102	23/01/2015	28/01/2015	05/02/2015	POS	-	7.66	11.4	0.135	11.2	26.1	47.5	<0.14	20.7	<1	12.3	141
TPE2547	0.50-	150128-102	23/01/2015	28/01/2015	05/02/2015	POS	1.83	7.52	21.7	0.185	18.3	26.5	46	<0.14	20.3	<1	19.9	232
TPE2547	1.50-	150128-102	23/01/2015	28/01/2015	05/02/2015	POS	-	7.07	9.7	<0.02	13.5	12.9	16.8	<0.14	28.4	<1	13.6	70.1
TPE2548	0.50-	150128-102	23/01/2015	28/01/2015	05/02/2015	POS	-	6.64	8.95	<0.02	14.5	12.3	13.4	<0.14	26.5	<1	16.7	71.7
TPE2548	1.50-	150128-102	23/01/2015	28/01/2015	05/02/2015	POS	-	6.74	7.01	<0.02	12.6	6.66	13.7	<0.14	26.3	<1	12.8	59.9
TPE2552	0.50-	150302-28	26/02/2015	02/03/2015	24/03/2015	POS	1.23	5.59	10.2	<0.02	18.4	14.6	17.3	<0.14	31.5	1.02	20.9	105
TPE2552	1.50-	150302-28	26/02/2015	02/03/2015	25/03/2015	POS	-	7.09	6.86	<0.2	12.7	<14	14.7	<0.14	26.9	<10	13.5	64.8
TPE2552	2.50-	150302-28	26/02/2015	02/03/2015	25/03/2015	POS	-	7.04	7.9	0.482	12.8	8.68	11.7	<0.14	30.4	<1	11.4	61.9
TPE2562	0.50-	150219-78	16/02/2015	19/02/2015	09/03/2015	POS	-	7.24	28.2	1.56	11.7	59.8	36.8	<0.14	18.1	<1	15.9	159
TPE2562	1.50-	150219-78	16/02/2015	19/02/2015	06/03/2015	POS	-	6.28	13.4	0.972	13.9	23.3	26.8	<0.14	26.2	<1	15.7	93.2
TPE2562	2.00-	150219-78	16/02/2015	19/02/2015	08/03/2015	POS	-	6.59	6.67	0.59	13	9.12	13	<0.14	26.7	<1	11.2	66.2
TPE2564	1.50-	150221-57	17/02/2015	21/02/2015	11/03/2015	POS	-	6.16	20.2	1.36	9.19	54.5	23	<0.14	28.7	<1	30.6	112
TPE2565	0.50-	150219-78	16/02/2015	19/02/2015	09/03/2015	POS	-	8.57	19.4	1.16	20.4	891	89.7	<0.14	64.1	<1	44.1	266
TPE2565	1.50-	150219-78	16/02/2015	19/02/2015	07/03/2015	POS	1.88	6.9	32.9	0.59	18.5	26.1	18	<0.14	22	<1	24.2	82.2
TPE2565	2.50-	150219-78	16/02/2015	19/02/2015	09/03/2015	POS	-	6.78	17.7	0.521	16.1	27.6	16	<0.14	23	<1	18.3	67.5
TPE2565	3.50-	150219-78	16/02/2015	19/02/2015	08/03/2015	POS	-	7.05	10.3	0.481	13.3	13.6	11.8	<0.14	24.2	<1	14.9	64.5
TPE2565	4.20-	150219-78	16/02/2015	19/02/2015	08/03/2015	POS	-	7.5	8.55	2.08	17.6	<14	13.9	<1.4	35.6	<10	24.5	93.9
TPE2603	0.50-	150217-34	13/02/2015	17/02/2015	04/03/2015	POS	5.15	6.15	39.7	0.922	13.7	92	40.5	<0.14	16.3	<1	20.2	187
TPE2603	1.50-	150217-34	13/02/2015	17/02/2015	03/03/2015	POS	-	6.07	9.13	0.175	14.3	14.9	12.8	<0.14	25.5	<1	16.5	55.5
TPE2603	2.50-	150217-34	13/02/2015	17/02/2015	06/03/2015	POS	-	6.16	11.9	0.42	14.3	25.5	22.9	<0.14	25.3	<1	17	88.9
TPE2604	0.50-	150217-34	13/02/2015	18/02/2015	06/03/2015	POS	-	6.17	14.8	0.302	17.2	23.6	17.8	<0.14	29	<1	19.7	80.9
TPE2604	1.50-	150217-34	13/02/2015	18/02/2015	06/03/2015	POS	-	6.89	10.5	0.285	16.6	22	16.9	<0.14	24.6	<1	19.1	69.8
TPE2604	2.50-	150217-34	13/02/2015	18/02/2015	06/03/2015	POS	-	6.47	9.38	0.3	13.7	15.4	16.2	<0.14	25.2	<1	14.4	70.3

Monitor Phase 68

Sample Descr	Sample Depth	SDG ID.	Date Sampled	Received On	Date Complete	Commercial >1m RBSL POS >1m RBSL	Soil Organic Matter (SOM)	pH	Arsenic	Cadmium	Chromium	Copper	Lead	Mercury	Nickel	Selenium	Vanadium	Zinc
							%	pH Units	mg/kg	mg/kg	mg/kg	mg/kg	mg/kg	mg/kg	mg/kg	mg/kg	mg/kg	mg/kg
TPE2645	0.50-	150217-34	13/02/2015	17/02/2015	05/03/2015	POS	-	6.04	17.8	1.09	13.4	31.5	36.5	<0.14	16.5	<1	20.8	190
TPE2645	1.60-	150217-34	13/02/2015	17/02/2015	05/03/2015	POS	-	6.61	8.49	0.2	11.7	11.8	12.7	<0.14	22.3	<1	12.4	60.2
TPE2645	3.00-	150217-34	13/02/2015	17/02/2015	03/03/2015	POS	-	5.84	10.7	0.274	13.6	14.1	18.2	<0.14	32	<1	15.2	71
TPE2651	0.50-	150221-57	17/02/2015	21/02/2015	21/04/2015	POS	82.2	6.41	59.1	2.47	11.5	283	1030	0.147	41.2	<1	25.6	2560
TPE2651	1.50-	150221-57	17/02/2015	21/02/2015	11/03/2015	POS	-	6.39	28.9	1.24	13.3	59.7	37.2	0.228	40.3	<1	18	162
TPE2651	2.50-	150221-57	17/02/2015	21/02/2015	12/03/2015	POS	-	5	12.2	0.628	12.8	22.8	18.6	<0.14	23.6	<1	15.9	131
TPE2651	3.30-	150221-57	17/02/2015	21/02/2015	12/03/2015	POS	-	5.89	8.48	0.473	17.6	18.4	13.7	<0.14	26.4	<1	21	66.5
TPE2652	0.50-	150217-34	13/02/2015	18/02/2015	06/03/2015	POS	-	5.9	10.9	0.273	16.7	17.6	17.2	<0.14	27.7	<1	19.7	75.6
TPE2652	1.50-	150217-34	13/02/2015	18/02/2015	06/03/2015	POS	-	6.56	10.7	0.318	15.2	22.6	15.4	<0.14	23.9	<1	17.6	63.8
TPE2652	2.50-	150217-34	13/02/2015	18/02/2015	06/03/2015	POS	-	6.3	8.95	0.271	13	13.4	12.6	<0.14	26	<1	13.8	58.5
TPE2653	0.50-	150217-34	13/02/2015	17/02/2015	05/03/2015	POS	-	6.1	13.4	0.899	13.2	16.8	23.2	<0.14	10.1	<1	21.7	88.7
TPE2653	1.50-	150217-34	13/02/2015	17/02/2015	06/03/2015	POS	-	6.77	10.2	0.31	16.9	19	15.6	<0.14	23.6	<1	19.8	69.9
TPE2653	2.50-	150217-34	13/02/2015	17/02/2015	03/03/2015	POS	-	6.1	12.4	0.304	14.6	20.2	19.7	<0.14	27.1	<1	16.3	79.4
TPE2654	0.50-	150219-78	16/02/2015	19/02/2015	09/03/2015	POS	85	6.36	14.7	3.95	7.91	71.5	60.9	<0.14	23	<1	22.9	141
TPE2654	0.50-	150221-57	17/02/2015	21/02/2015	01/05/2015	POS	-	5.9	<6	3.4	16.2	107	198	0.149	49.6	<10	28.9	207
TPE2654	1.50-	150219-78	16/02/2015	19/02/2015	09/03/2015	POS	-	5.01	14.7	0.613	17.1	26.2	19.9	<0.14	29.1	<1	19.1	84.9
TPE2693	0.50-	150302-28	26/02/2015	02/03/2015	24/03/2015	POS	0.391	5.96	7.93	<0.02	10.2	12.6	8.78	<0.14	22.9	<1	11.2	88.9
TPE2693	1.50-	150302-28	26/02/2015	02/03/2015	25/03/2015	POS	-	5.27	12.5	0.568	10.3	26.4	17.5	<0.14	18.5	<1	11.9	71.6
TPE2703	0.50-	150221-57	17/02/2015	21/02/2015	12/03/2015	POS	-	7.6	17.3	0.856	10.5	72.9	42.4	<0.14	27.5	1.53	24.6	98.7
TPE2703	1.50-	150221-57	17/02/2015	21/02/2015	11/03/2015	POS	5.33	6.01	11.4	0.758	18	17.6	20.9	<0.14	25.7	1.15	22.1	99.1
TPE2703	2.50-	150221-57	17/02/2015	21/02/2015	11/03/2015	POS	-	6.76	10.5	0.67	14.4	18.6	15.5	<0.14	27.6	<1	16	67
TPE2703	3.40-	150221-57	17/02/2015	21/02/2015	11/03/2015	POS	-	6.88	25.7	1.07	13.5	22.7	28.4	<0.14	25.3	<1	16.5	85.2
TPE2704	0.50-	150217-34	13/02/2015	17/02/2015	27/04/2015	POS	3.53	6.04	36.5	1.05	16.5	37	49.5	<0.14	18.2	<1	23.6	170
TPE2704	1.50-	150217-34	13/02/2015	17/02/2015	03/03/2015	POS	-	6.46	5.67	0.396	15.4	20	36.5	<0.14	18.2	<1	53.3	106
TPE2704	2.10-	150217-34	13/02/2015	17/02/2015	03/03/2015	POS	-	6.34	9.17	0.188	11.6	10.7	11.9	<0.14	23.8	<1	12.6	57
TPE2705	0.50-	150217-34	13/02/2015	17/02/2015	05/03/2015	POS	-	7.37	6.26	1.26	18.6	27.3	15.6	<0.14	23.9	2.4	23.7	137
TPE2705	1.50-	150217-34	13/02/2015	17/02/2015	06/03/2015	POS	-	6.51	13.2	0.832	12	17.5	16.9	<0.14	27.4	<10	12.6	52.8
TPE2705	2.10-	150217-34	13/02/2015	17/02/2015	03/03/2015	POS	-	6.37	9.93	0.139	13.4	13.3	14.5	<0.14	22.8	<1	15.1	67.3
TPE2707	0.50-	150219-78	16/02/2015	19/02/2015	09/03/2015	POS	-	6.2	15.6	1.22	13.7	26.6	20.3	<0.14	24.1	<1	14.9	110
TPE2707	1.50-	150219-78	16/02/2015	19/02/2015	08/03/2015	POS	-	6.56	9.11	0.715	12.2	10.7	14.3	<0.14	24.8	<1	12.2	60.8
TPE2707	2.70-	150219-78	16/02/2015	19/02/2015	09/03/2015	POS	-	7.93	11.6	0.869	12.4	26	19.5	<0.14	23.2	<1	16.3	90.3
TPE2708	0.50-	150217-14	12/02/2015	17/02/2015	02/03/2015	POS	0.995	6.64	10	0.309	12.3	31.2	14	<0.14	21.8	<1	14.1	63.2
TPE2708	1.50-	150217-14	12/02/2015	17/02/2015	02/03/2015	POS	-	6.44	8.12	0.215	11.4	31.2	12.4	<0.14	19.7	<1	11.5	78.2
TPE2708	2.50-	150217-14	12/02/2015	17/02/2015	03/03/2015	POS	-	5.39	9.88	0.21	12.5	35.5	23.4	<0.14	22.2	1.07	11.6	64
TPE2746	0.50-	150108-70	06/01/2015	08/01/2015	14/01/2015	POS	2.62	6.58	8.74	0.0921	13.2	9.37	16.2	<0.14	28.7	<1	11.9	67.8
TPE2746	1.50-	150108-70	06/01/2015	08/01/2015	14/01/2015	POS	-	7.56	25.8	1.03	16.6	43.2	80.4	<0.14	26.1	1.1	20.9	214
TPE2746	2.50-	150108-70	06/01/2015	08/01/2015	14/01/2015	POS	-	7.78	11.8	0.487	11.6	16.6	18	<0.14	23.9	<1	12.8	98.6
TPE2747	0.50-	150108-70	06/01/2015	08/01/2015	14/01/2015	POS	-	6.78	21.4	0.847	14.5	39.6	30.9	<0.14	27.5	1.41	16.3	134
TPE2747	1.50-	150108-70	06/01/2015	08/01/2015	15/01/2015	POS	-	7.02	19.8	0.39	14.7	31.5	59.2	<0.14	26.6	<1	15.1	124
TPE2757	0.50-	150217-34	13/02/2015	17/02/2015	05/03/2015	POS	1.78	6.62	16.5	0.714	13.2	26.3	38.5	<0.14	29.4	<1	17	229
TPE2757	1.50-	150217-34	13/02/2015	17/02/2015	05/03/2015	POS	-	6.74	8.12	0.268	15.2	11.4	22.7	<0.14	33.2	<1	14.4	91.7
TPE2758	0.50-	150217-34	13/02/2015	17/02/2015	05/03/2015	POS	-	6.38	19	0.587	18.5	24.6	22.7	<0.14	19.3	<1	23.8	98.7
TPE2758	1.50-	150217-34	13/02/2015	17/02/2015	04/03/2015	POS	-	6.23	8.34	0.228	17.5	14.5	13.7	<0.14	25	<1	19.1	56.7
TPE2758	2.50-	150217-34	13/02/2015	17/02/2015	06/03/2015	POS	1.31	6.35	17.6	0.561	14.2	30	20.6	<0.14	23.9	<1	16.9	97.5
TPE2761	0.50-	150217-14	12/02/2015	17/02/2015	02/03/2015	POS	-	7.86	49.6	0.929	14.8	74.6	809	0.48	31.3	<10	46.2	41.5
TPE2761	1.50-	150217-14	12/02/2015	17/02/2015	28/02/2015	POS	-	6.7	9.23	0.229	12.2	14.3	12.4	<0.14	22.9	1.05	12.4	62.3
TPE2761	2.40-	150217-14	12/02/2015	17/02/2015	28/02/2015	POS	1.66	6.59	15.3	0.306	12.4	22.5	18.2	<0.14	24.4	1.02	13.2	75.7
TPE2762	0.50-	150217-14	12/02/2015	17/02/2015	02/03/2015	POS	-	5.03	32.6	0.308	14.2	36.8	19.4	<0.14	19.4	<1	16.7	58.9
TPE2762	1.50-	150217-14	12/02/2015	17/02/2015	02/03/2015	POS	-	4.35	18.5	0.146	17.7	30.3	20.6	<0.14	13.5	2.02	26.5	41.9
TPE2762	2.40-	150217-14	12/02/2015	17/02/2015	02/03/2015	POS	-	5	14.1	0.285	15.5	41.7	16.2	<0.14	24.1	<1	15.7	63.2
TPE2798	0.50-	150217-34	13/02/2015	17/02/2015	04/03/2015	POS	-	8.59	10.4	0.494	15.3	17.1	21.9	0.708	43	<1	15.3	94.4
TPE2798	1.50-	150217-34	13/02/2015	17/02/2015	28/02/2015	POS	-	7.55	15.5	0.538	16.8	25.2	23.1	0.541	30.9	<1	18.2	140
TPE2798	2.50-	150217-34	13/02/2015	17/02/2015	28/02/2015	POS	-	7.34	10.2	0.266	17.8	11.9	14.6	<0.14	29.4	<1	19.6	82.3
TPE2798	3.50-	150217-34	13/02/2015	17/02/2015	03/03/2015	POS	-	6.87	9.08	0.377	14.1	11.4	11.6	<0.14	34.4	<1	13.1	69
TPE2803	0.50-	150217-34	13/02/2015	17/02/2015	05/03/2015	POS	1.2	7.61	10.4	0.265	16.1	16.2	18.2	<0.14	18.7	<1	19.3	65.2
TPE2803	1.50-	150217-34	13/02/2015	17/02/2015	03/03/2015	POS	-	7.6	3.68	0.656	19.9	139	59.1	<0.14	17	1.9	16.1	422
TPE2804	0.50-	150108-70	06/01/2015	08/01/2015	11/02/2015	POS	-	8.24	23.6	1.46	24.2	68.7	266	0.29	30.3	<1	28.3	635
TPE2804	1.00-	150108-72	07/01/2015	08/01/2015	15/01/2015	POS	-	7.2	7.8	0.373	21.6	10.8	19.1	<0.14	26.7	<1	18.3	75.1
TPE2804	1.50-	150108-70	06/01/2015	08/01/2015	14/01/2015	POS	-	6.4	44.5	1.09	17	87.8	41.4	<0.14	22.1	1.66	21.1	158
TPE2804	2.50-	150108-70	06/01/2015	08/01/2015	15/01/2015	POS	-	6.39	56.3	1.55	13.1	114	49	<0.14	22.3	1.21	19.8	209
TPE2807	0.50-	150221-57	17/02/2015	21/02/2015	13/03/2015	POS	-	7.49	34.1	2.52	10.3	116	576	0.663	41.1	1.16	22.3	805
TPE2807	1.50-	150221-57	17/02/2015	21/02/2015	13/03/2015	POS	-	5.35	9.21	0.561	16.6	16.4	16.2	<0.14	23.5	<1	18.8	59.6
TPE2807	2.30-	150221-57	17/02/2015	21/02/2015	13/03/2015	POS	-	5.65	11.9	0.772	12.5	22.9	60.6	<0.14	25.2	<1	15.4	135
TPE2808	0.50-	150217-34	13/02/2015	17/02/2015	05/03/2015	POS	-	7.39	8.65	0.202	17	16.5	15	<0.14	23.1	<1	19.8	51.9
TPE2808	1.70-	150217-34	13/02/2015	17/02/2015	04/03/2015	POS	-	6.41	9.02	0.197	11.9	11	11.9	<0.14	22.4	<1	12.8	53.5
TPE2811	0.50-	150217-14	12/02/2015	17/02/2015	03/03/2015	POS	49.5	7.41	27.7	0.952	13.3	93.8	38.8	<0.14	42.4	<1	32.3	158
TPE2811	1.50-	150217-14	12/02/2015	17/02/2015	28/02/2015	POS	-	6.69	8.82	0.24	15.4	5.04	15	<0.14	8.7	2.1	23.6	39.6
TPE2811	2.40-	150217-14	12/02/2015	17/02/2015	28/02/2015	POS	-	6.99	12.1	0.356	10.5	26.7	13.9	<0.14	22.1	<1	13	98.4
TPE2812	0.50-	150217-14	12/02/2015	17/02/2015	03/03/2015	POS	-	8.08	130	0.114	16.8	59.8	39.5	<0.14	30.8	<1	57	18.4
TPE2812	1.50-	150217-14	12/02/2015	17/02/2015	28/02/2015	POS	-	6.88	19	0.492	14.2	30	19.2	<0.14	22	1.54	15.7	78.9
TPE2812	2.70-	150217-14	12/02/2015	17/02/2015	02/03/2015	POS	-	7.23	11.3	0.292	10.7	16.5	12.3	<0.14	19.6	<1	11.7	57.7
TPE2813	0.50-	150217-14	12/02/2015	17/02/2015	03/03/2015	POS	-	3.96	21.7	3.6	13.8	475	55.9	0.376	51.2	2.29	29.4	172
TPE2813	1.50-	150217-14	12/02/2015	17/02/2015	03/03/2015	POS	-	4.88	17.4	0.272	10.3	37.2	21.8	<0.14	30.8	<1	35.5	33.5
TPE2813	2.70-	150217-14	12/02/2015	17/02/2015	28/02/2015	POS	-	7	20.2	0.695	16.9	35.6	20.8	<0.14	27.5	<1	21.1	97.2
TPE2844	0.60-	150217-34	13/02/2015	17/02/2015	04/03/2015	POS	1.23	8.01	13.9	0.31	20.1	16.2	19	<0.14	27.4	<1	26.6	173
TPE2849	0.50-	150108-72	07/01/2015	08/01/2015	12/02/2015	POS	-	7.89	19.5	0.989	41.9	82	363	0.522	23.4	<1	17.3	858
TPE2849	1.50-	150108-72	07/01/2015	08/01/2015	14/01/2015	POS	-	7.11	12.5	0.133	16.9	32.1	105	<0.14	30.3	<1	17.7	249
TPE2850	1.00-	150108-70	06/01/2015	08/01/2015	16/01/2015	POS	-	6.61	29.6	0.618	13.6	63	75.6	0.171	29.2	1.39	23.7	196
TPE2850	2.00-	150108-70	06/01/2015	08/01/2015	15/01/2015	POS	-	6.94	10.7	0.0524	13.9	14.9	40.9	<0.14	24.8	<1	13.5	105
TPE2851	0.50-	150108-72	07/01/2015	08/01/2015	12/02/2015	POS	-	8.07	20.7	0.78	11.6	56.5	52.9	<0.14	31.1	<1	107	202
TPE2851	1.50-	150108-72	07/01/2015	08/01/2015	14/01/2015	POS	-	8.08	19.4	0.271	11.3	62.9	40.3	0.145	31.4	<1	68.9	132
TPE2851	2.50-	150108-72	07/01/2015	08/01/2015	14/01/2015	POS	-	7.45	9.88	<0.02	13.6	16.6	18.3	<0.14	25.8	<1	16.1	97.3
TPE2854	0.50-	150217-34	13/02/2015	17/02/2015	05/03/2015	POS	1.67	6.75	7.88	0.192	15.4	16.5	20.3	<0.14	23.2	<1	18.1	55.6
TPE2854	1.50-	150217-34	13/02/2015	17/02/2015	06/03/2015	POS	-	6.73	7.66	0.217	13	15	13.2	<0.14	22.5	<1	14.7	56.2
TPE2854	2.70-	150217-34	13/02/2015	17/02/2015	04/03/2015	POS	-	6.44	8.49	0.207	11.9	11.8	12	<0.14	23.5	<1	12.7	55.8
TPE2855	0.50-	150217-34	13/02/2015	17/02/2015	04/03/2015	POS	-	6.29	13.4	0.433	15.9	27.3	27.7	<0.14	24.8	<1	17.6	114
TPE2858	0.50-	150217-14	12/02/2015	17/02/2015	03/03/2015	POS	-	8.31	26.1	0.724	10.2	98.7	33.6	<0.14	27.5	<1	19.5	175
TPE2858	1.50-	150217-14	12/02/2015	17/02/2015	28/02/2015	POS	-	6.63	43	1.57	15.3	91.2	41.6	0.172	20.4	2.1	20	191
TPE2858	2.40-	150217-14	12/02/2015	17/02/2015	28/02/2015	POS	-	6.96	8.88	0.306	13.8	11.2	10.1	<0.14	25.2	<1	15.1	81.4
TPE2859	0.50-	150217-14	12/02/2015	17/02/2015	03/03/2015	POS	97.9	7.88	18.5	0.143	3.63	15.8	11.4	0.339	17.8	<1	13	16.8
TPE2859	1.50-	150217-14	12/02/2015	17/02/2015	02/03/2015	POS	-	7.8	28.2	0.526	18.7	536	159	0.242	50.1	<1	31.5	205
TPE2887	0.50-	150108-72	07/01/2015	08/01/2015	12/02/2015	POS	-	8.04	30.6	0.753	19.3	60.9	76.1	0.185	25.1	1.07	27.7	217
TPE2887	1.50-	150108-72	07/01/2015	08/01/2015	14/01/2015	POS	-	7.65	21.1	0.428	16.5	59.3	62.5	0.176	34.6	<1	31.8	121
TPE2887	2.50-	150108-72	07/01/2015	08/01/2015	14/01/2015	POS	-	7.29	13.2	<0.02	14.6	25.1	23.9	<0.14	25.6	<1	16.7	89.7
TPE2890	0.00-0.00	150214-75	11/02/2015	14/02/2015	03/03/2015	POS	-	-	-	-	-	-	-	-	-	-	-	-
TPE2890	0.50-	150214-75	11/02/2015	14/02/2015	21/04/2015	POS	53.3	6.7	260	5.37	15	424	6070	0.643	43.8	1.4	27.8	8490
TPE2890	1.50-	150214-75	11/02/2015	14/02/2015	04/03/2015	POS	-	7.49	18.8	0.28	11.5	56.2	54.7	<0.14	40.9	<1	41.5	195
TPE2890	2.50-	150214-75	11/02/2015	14/02/2015	04/03/2015	POS	-	7.15	18	0.725	14.3	62	229	<0.14	37.8	<1	40.6	921
TPE2891	0.50-	150217-14	12/02/2015	17/02/2015	02/03/2015	POS	-	7.13	9.52	0.416	16	19.3	23	<0.14	25.3	<1	18.7	111
TPE2891	1.50-	150217-14	12/02/2015	17/02/2015	02/03/2015	POS	3.26	6.45	6.45	0.216	12.5	15.9	15	<0.14	23	<1	12.1	59.7
TPE2892	0.50-	150217-14	12/02/2015	17/02/2015	02/03/2015	POS	-	7.78	18.5	0.882	12.9	36.1	36.8	<0.14	25.2	<1	16.1	119
TPE2892	1.50-	150217-14	12/02/2015	17/02/2015	02/03/2015	POS	-	7.16	15.8	0.606	12.4	26.4	28	<0.14	22.7	1.12	13.8	89.6

Monitor Phase 68

Sample Descr	Sample Depth	SDG ID.	Date Sample	Received On	Date Complete	Commercial >1m RBSL POS >1m RBSL	Soil Organic Matter (SOM)	pH	Arsenic	Cadmium	Chromium	Copper	Lead	Mercury	Nickel	Selenium	Vanadium	Zinc
							%	pH Units	mg/kg	mg/kg	mg/kg	mg/kg	mg/kg	mg/kg	mg/kg	mg/kg	mg/kg	mg/kg
TPE2893	0.50-	150217-14	12/02/2015	17/02/2015	03/03/2015	POS	-	9.66	8.95	0.315	4.41	53.3	23.7	<0.14	30.4	<1	7.76	92.9
TPE2924	0.50-	150217-34	13/02/2015	17/02/2015	04/03/2015	POS	0.928	6.37	9.97	0.635	12.1	10.5	15.3	<0.14	11.4	<1	22.6	169
TPE2924	1.50-	150217-34	13/02/2015	17/02/2015	28/02/2015	POS	-	7.55	10.4	0.598	12.2	17.4	14.3	<0.14	20.4	<1	12	82.4
TPE2929	0.50-	150108-72	07/01/2015	08/01/2015	16/01/2015	POS	1.18	6.98	7.34	0.435	12.9	11.4	28	<0.14	26	<1	13	97
TPE2930	0.50-	150108-72	07/01/2015	08/01/2015	16/01/2015	POS	1.62	6.88	6.92	0.346	12.6	13	22.5	<0.14	26.7	<1	12.5	88.6
TPE2930	1.50-	150108-72	07/01/2015	08/01/2015	14/01/2015	POS	-	6.74	6.7	<0.02	12.6	11.5	17.4	<0.14	26.4	<1	12.4	74.2
TPE2931	0.50-	150108-70	06/01/2015	08/01/2015	14/01/2015	POS	-	6.34	28.7	0.557	16.1	49	58.4	<0.14	28.6	1.32	21.3	170
TPE2931	1.50-	150108-70	06/01/2015	08/01/2015	16/01/2015	POS	-	7.05	11.1	0.0699	12.2	16.9	587	<0.14	20.5	<1	13.7	71.1
TPE2932	0.50-	150108-72	07/01/2015	08/01/2015	16/01/2015	POS	59.5	7.98	33.3	1.67	18.3	125	302	0.37	44	<1	32.7	489
TPE2932	1.50-	150108-72	07/01/2015	08/01/2015	15/01/2015	POS	-	7.27	29.6	0.342	13.1	67.9	54.7	<0.14	30.7	<1	14.5	179
TPE2932	2.50-	150108-72	07/01/2015	08/01/2015	15/01/2015	POS	-	6.33	14.7	0.361	11.7	22.4	15.4	<0.14	20.1	<1	12.8	61.6
TPE2935	0.50-	150217-14	12/02/2015	17/02/2015	02/03/2015	POS	0.417	6.5	7.46	0.201	11.8	9.98	12.5	<0.14	26.6	<1	8.95	72.5
TPE2935	1.50-	150217-14	12/02/2015	17/02/2015	28/02/2015	POS	-	6.97	11.3	0.218	12.6	11.2	14.3	<0.14	25.2	<1	12.4	65.7
TPE2967	0.50-	150108-72	07/01/2015	08/01/2015	15/01/2015	POS	-	7.1	8.68	0.349	22.5	10.8	12.3	<0.14	20.4	<1	18.2	61.9
TPE2967	1.50-	150108-72	07/01/2015	08/01/2015	15/01/2015	POS	-	7.71	8.17	0.258	10.9	10.2	10.6	<0.14	18.9	<1	10.9	55
TPE2967	2.50-	150108-72	07/01/2015	08/01/2015	15/01/2015	POS	-	7.13	7.62	<0.02	10.9	11.6	11.8	<0.14	20	<1	11.5	55.9
TPE2967	3.50-	150108-72	07/01/2015	08/01/2015	15/01/2015	POS	-	6.33	5.48	<0.02	12.9	10.2	14.7	<0.14	26.7	<1	12.9	61.5
TPE2972	0.50-	150214-75	11/02/2015	14/02/2015	04/03/2015	POS	77.8	7.81	10.7	0.109	9.48	34.7	4.84	<0.14	30.3	<1	29.6	9.12
TPE2972	1.50-	150214-75	11/02/2015	14/02/2015	04/03/2015	POS	-	6.84	17.3	0.87	14.6	61.3	51.8	<0.14	48.1	<1	37.4	122
TPE2972	2.50-	150214-75	11/02/2015	14/02/2015	04/03/2015	POS	-	7.33	11.5	0.377	18.3	16.8	17	<0.14	21.7	<1	22.3	83.9
TPE2972	3.50-	150214-75	11/02/2015	14/02/2015	04/03/2015	POS	-	7.47	9.84	0.213	20.6	19.3	17	<0.14	26.2	<1	23.4	63.4
TPE2972	4.50-	150214-75	11/02/2015	14/02/2015	04/03/2015	POS	-	7.09	8.25	0.318	12.3	8.76	13.5	<0.14	9.04	<1	20.3	55.3
TPE2973	0.50-	150217-14	12/02/2015	17/02/2015	02/03/2015	POS	-	7.6	10.4	0.358	17.4	19.5	23.9	<0.14	26.4	<1	19.5	112
TPE2973	1.50-	150217-14	12/02/2015	17/02/2015	28/02/2015	POS	-	7.4	8.59	0.257	11.8	12.4	12.4	<0.14	21.9	<1	11.8	62.5
TPE2973	2.50-	150217-14	12/02/2015	17/02/2015	28/02/2015	POS	-	6.19	9.5	0.297	12.7	12.9	16.6	<0.14	27.1	1	13.3	77.5
TPE2976	0.50-	150217-14	12/02/2015	17/02/2015	23/04/2015	POS	6.88	8.45	10.5	0.75	16.8	197	40.3	<0.14	39.8	<1	18.1	159
TPE2976	1.50-	150217-14	12/02/2015	17/02/2015	28/02/2015	POS	-	7.59	6.84	0.242	9.07	28.1	12.1	<0.14	19.4	<1	9.84	55.4
TPE2976	2.50-	150217-14	12/02/2015	17/02/2015	02/03/2015	POS	-	8.14	7.89	0.289	9.84	41.2	25	<0.14	21.5	<1	10.4	77.7
TPE2976	3.50-	150217-14	12/02/2015	17/02/2015	28/02/2015	POS	-	7.06	7.92	0.25	10.4	15.6	15.7	<0.14	22.7	<1	10.3	64.9
TPE2976	4.50-	150217-14	12/02/2015	17/02/2015	28/02/2015	POS	-	6.19	11.2	0.134	12.6	12.4	12.1	<0.14	25.3	<1	14.8	57.7
TPE3008	0.50-	150217-34	13/02/2015	17/02/2015	04/03/2015	POS	-	7.36	9.12	0.345	20.2	10.7	13.2	<0.14	30.9	<1	24	221
TPE3008	1.50-	150217-34	13/02/2015	17/02/2015	05/03/2015	POS	-	7.43	11.8	0.406	14.6	13.2	15.4	<0.14	30.4	2.05	12.6	103
TPE3014	0.50-	150214-75	11/02/2015	14/02/2015	04/03/2015	POS	-	7.3	6.89	0.211	10	9.29	12.1	<0.14	21.2	<1	9.3	54.7
TPE3014	1.50-	150214-75	11/02/2015	14/02/2015	04/03/2015	POS	-	6.99	6.53	0.265	10.8	8.18	10.3	<0.14	23.5	<1	9.34	52.2
TPE3014	2.50-	150214-75	11/02/2015	14/02/2015	04/03/2015	POS	-	6.97	5.96	0.294	11.6	6.38	10.7	<0.14	28.4	<1	9.45	55.9
TPE3014	3.20-	150214-75	11/02/2015	14/02/2015	04/03/2015	POS	-	7.55	5.91	0.218	12.1	9.18	14.8	<0.14	24.9	<1	11.5	65.9
TPE3016	0.50-	150108-72	07/01/2015	08/01/2015	16/01/2015	POS	2.53	7.45	16.1	0.299	85.2	41.8	137	<0.14	22.3	<1	108	280
TPE3016	1.50-	150108-72	07/01/2015	08/01/2015	14/01/2015	POS	-	6.32	23.2	0.138	18.6	23.4	21.4	<0.14	22.6	1.58	23	90.4
TPE3016	2.50-	150108-72	07/01/2015	08/01/2015	14/01/2015	POS	-	6.89	17.7	0.208	14	42.4	23.5	<0.14	25.1	<1	19.4	97.3
TPE3017	0.50-	150108-72	07/01/2015	08/01/2015	12/02/2015	POS	-	7.41	46.6	3.07	21.1	432	904	0.167	89.2	<1	42.7	5410
TPE3017	1.50-	150108-72	07/01/2015	08/01/2015	15/01/2015	POS	-	6.76	18	0.188	15.1	33.4	18.2	<0.14	26.2	<1	14.4	117
TPE3017	2.50-	150108-72	07/01/2015	08/01/2015	14/01/2015	POS	-	6.79	13.2	<0.02	16.4	16.2	16	<0.14	23.2	1.1	18	65
TPE3093	0.50-	150217-34	13/02/2015	17/02/2015	04/03/2015	POS	-	7.1	7.8	0.137	15.6	8.46	11.7	<0.14	23.5	<1	17.5	75.9
TPE3093	1.50-	150217-34	13/02/2015	17/02/2015	03/03/2015	POS	-	6.22	5.12	0.222	12.9	8.13	12.8	<0.14	30	<1	11.9	59.1
TPE3098	0.50-	150212-8	11/02/2015	12/02/2015	27/02/2015	POS	68.3	6.55	24.3	0.199	13.4	73.5	10.1	<0.14	43	<1	44.8	27.8
TPE3098	1.50-	150212-8	11/02/2015	12/02/2015	26/02/2015	POS	-	6.86	9.25	0.0526	17.4	32.9	15.1	<0.14	27.1	1.77	20.6	71
TPE3099	0.50-	150212-8	11/02/2015	12/02/2015	25/02/2015	POS	-	6.38	15.7	0.399	13.4	28.2	17.8	<0.14	28.6	1.32	20.4	75.7
TPE3099	1.50-	150212-8	11/02/2015	12/02/2015	26/02/2015	POS	-	7.37	7.24	0.0348	13.7	19.5	13.1	<0.14	23.6	1.04	15.4	63.1
TPE3099	2.50-	150212-8	11/02/2015	12/02/2015	26/02/2015	POS	-	6.87	9.6	0.0543	12.7	17.6	14.5	<0.14	22.2	<1	14.6	64.2
TPE3142	0.50-	150212-8	11/02/2015	12/02/2015	27/02/2015	POS	-	8.39	15.7	0.593	12.5	28.6	31.9	<0.14	23.3	<1	17.5	115
TPE3142	0.50-	150212-8	11/02/2015	12/02/2015	27/02/2015	POS	-	6.6	53.4	2.33	15.9	152	97.7	<0.14	27.9	<1	31.4	230
TPE3142	1.50-	150212-8	11/02/2015	12/02/2015	26/02/2015	POS	1.18	7.79	26.7	0.293	12.9	14	34.1	<0.14	27.8	<1	15.5	79.4
TPE3142	1.50-	150212-8	11/02/2015	12/02/2015	25/02/2015	POS	-	7.23	73.8	2.42	17	127	45.3	<0.14	22.8	1.84	23.9	265
TPE3142	2.50-	150212-8	11/02/2015	12/02/2015	27/02/2015	POS	-	6.75	31.3	1.2	21.2	71.3	170	<1.4	37.5	<1	26.7	439
TPE3143	0.80-	150212-8	11/02/2015	12/02/2015	16/04/2015	POS	-	7.64	31.5	1.07	14.2	84.8	66.2	<0.14	59.3	<1	43.3	187
TPE3143	1.80-	150212-8	11/02/2015	12/02/2015	25/02/2015	POS	2.19	6.73	21	0.18	13	28.1	18.2	<0.14	25.9	1.42	17.5	78.3
TPE3144	0.50-	150212-8	11/02/2015	12/02/2015	25/02/2015	POS	-	7.57	18.3	0.568	14.5	34.3	23.1	<0.14	29.9	<1	16.8	151
TPE3144	1.50-	150212-8	11/02/2015	12/02/2015	27/02/2015	POS	-	7.31	17.9	0.276	12.6	35.9	25.7	<0.14	26.1	1.03	18.8	95.4
TPE3145	1.00-	150212-8	11/02/2015	12/02/2015	26/02/2015	POS	-	6.12	17.5	0.135	7.9	78.4	12.9	<0.14	34	<1	31.6	76.2
TPE3145	2.00-	150212-8	11/02/2015	12/02/2015	25/02/2015	POS	-	7.54	15.1	0.217	18.1	19.5	18.1	<0.14	32.6	1.4	21.1	97.7
TPE3189	0.50-	150211-33	09/02/2015	11/02/2015	23/02/2015	POS	-	7.13	77.1	1.02	17.8	145	109	<0.14	23.8	1.7	24.8	205
TPE3189	1.50-	150211-33	09/02/2015	11/02/2015	19/02/2015	POS	1.07	5.88	11.7	0.682	13.2	20.1	15.7	<0.14	21.9	1.21	14.9	87.4
TPE3191	0.50-	150212-8	11/02/2015	12/02/2015	26/02/2015	POS	-	6.62	50.8	2.88	17.5	241	147	<0.14	42.8	2.55	30.8	759
TPE3191	1.50-	150212-8	11/02/2015	12/02/2015	26/02/2015	POS	-	6.76	8.61	0.185	12.9	13	13.8	<0.14	22.2	1.3	13.2	127
TPE3191	2.50-	150212-8	11/02/2015	12/02/2015	25/02/2015	POS	-	6.63	11	0.105	12.6	12.9	14.2	<0.14	24.3	1.1	13.4	97
TPE3192	0.50-	150212-8	11/02/2015	12/02/2015	16/04/2015	POS	-	6.42	77.2	3.53	14.8	164	169	<0.14	35	<1	24.7	274
TPE3192	1.50-	150212-8	11/02/2015	12/02/2015	26/02/2015	POS	-	6.62	13.1	<0.02	17.3	11	16.7	<0.14	25.4	1.95	20	72.7
TPE3193	0.30-	150212-8	11/02/2015	12/02/2015	16/04/2015	POS	-	8.32	22.1	0.609	17.6	50.2	205	0.16	31.6	<1	29	471
TPE3193	1.00-	150212-8	11/02/2015	12/02/2015	16/04/2015	POS	-	8.79	26.8	0.563	23.7	73.3	197	<0.14	36.4	<1	51.8	425
TPE3193	2.00-	150212-8	11/02/2015	12/02/2015	27/02/2015	POS	-	7.55	23.6	0.789	14.9	51	46.5	<0.14	24.9	<1	22.7	123
TPE3193	3.00-	150212-8	11/02/2015	12/02/2015	25/02/2015	POS	-	7.26	14.3	0.122	12.7	16.7	38.3	<0.14	24.3	1.81	14.7	104
TPE3194	0.50-	150212-8	11/02/2015	12/02/2015	16/04/2015	POS	-	7.71	14.7	0.394	18.2	22.1	24.4	<0.14	22.6	<1	22.4	117
TPE3194	1.50-	150212-8	11/02/2015	12/02/2015	28/02/2015	POS	-	6.75	33.1	0.686	13.7	75.8	37.9	<0.14	33.5	1.97	30.7	135
TPE3194	2.50-	150212-8	11/02/2015	12/02/2015	26/02/2015	POS	-	6.96	12.3	<0.02	14.6	19	18.2	<0.14	24.6	1.63	17.2	71.5
TPE3195	1.00-	150212-8	11/02/2015	12/02/2015	25/02/2015	POS	-	7.77	30.3	0.711	14.1	61	30.5	<0.14	24.1	<1	22.1	113
TPE3195	2.00-	150212-8	11/02/2015	12/02/2015	26/02/2015	POS	-	6.95	10.7	0.0649	11.4	16.8	12.3	<0.14	19.5	<1	12.6	56.7
TPE3195	3.00-	150212-8	11/02/2015	12/02/2015	25/02/2015	POS	-	6.49	21	0.208	14.3	41	32.1	<0.14	26.9	1.21	24.9	109
TPE3197	1.00-	150212-8	11/02/2015	12/02/2015	25/02/2015	POS	2.07	7.22	9.63	0.357	16.7	14	18.6	<0.14	24.7	<1	28.5	85.7
TPE3198	0.50-	150212-8	11/02/2015	12/02/2015	25/02/2015	POS	-	6.71	8.05	0.255	15.3	9.49	11.3	<0.14	25.3	<1	17.7	69.4
TPE3198	1.50-	150212-8	11/02/2015	12/02/2015	25/02/2015	POS	-	6.84	10	0.317	17	11.3	16.4	<0.14	25.4	<1	18.9	75.7
TPE3238	0.50-	150217-34	13/02/2015	17/02/2015	04/03/2015	POS	1.24	6.62	10.5	0.358	14.6	71.7	16.9	<0.14	17.9	<1	17	73.1
TPE3238	1.50-	150217-34	13/02/2015	17/02/2015	05/03/2015	POS	-	6.69	8.46	0.664	12.6	19.6	12.1	<0.14	23.5	<1	12.9	81.7
TPE3238	2.50-	150217-34	13/02/2015	17/02/2015	05/03/2015	POS	-	6.21	8.87	0.43	10.8	13.2	11.4	<0.14	22.1	<1	11.4	68.9
TPE3238	3.50-	150217-34	13/02/2015	17/02/2015	06/03/2015	POS	-	5.82	7.31	0.368	12.1	10	11	<0.14	24.6	<1	13	65.2
TPE3239	0.50-	150214-75	11/02/2015	14/02/2015	22/04/2015	POS	-	8.75	13.4	0.627	22.2	35.6	37.6	<0.14	32.7	<1	23.7	124
TPE3239	1.00-	150214-75	11/02/2015	14/02/2015	22/04/2015	POS	3.65	5.69	30.7	1.66	14.5	76.2	77.9	<0.14	28	<1	19.7	211
TPE3239	1.50-	150214-75	11/02/2015	14/02/2015	04/03/2015	POS	-	7.95	13	0.658	12.2	18.1	20.6	<0.14	24.3	<1	12.9	93.5
TPE3239	2.50-	150214-75	11/02/2015	14/02/2015	04/03/2015	POS	-	6.79	5.2	0.243	12.7	5.65	11.2	<0.14	28.3	<1	10.7	62.8
TPE3239	3.50-	150214-75	11/02/2015	14/02/2015	04/03/2015	POS	-	6.73	6.27	0.273	13.1	7.97	11.8	<0.14	30	<1	12.3	66.3
TPE3240	0.60-	150217-34	13/02/2015	17/02/2015	27/04/2015	POS	-	6.66	32.6	1.41	16.3	98.8	43.1	<0.14	21.4	<1	23.3	164
TPE3240	2.00-	150217-34	13/02/2015	17/02/2015	05/03/2015	POS	-	7.35	34.8	1.39	15.9	87	63	<0.14	30.4	<1	24.9	158
TPE3240	3.00-	150217-34	13/02/2015	17/02/2015	05/03/2015	POS	2.48	6.77	13.7	0.379	13.7	24	23.2	<0.14	24.7	<1	16.1	70.8
TPE3240	4.00-	150217-34	13/02/2015	17/02/2015	03/03/2015	POS	-	6.39	8.16	0.835	10.1	<14	14.1	<0.14	25.1	<10	11.4	61.2
TPE3241	0.50-	150214-75	11/02/2015	14/02/2015	27/04/2015	POS	-	6.14	33.1	0.705	16.2	58.5	41.9	<0.14	23.9	<1	23.7	124
TPE3241	1.50-	150214-75	11/02/2015	14/02/2015	04/03/2015	POS	-	7.2	42.3	0.846	17.1	48.8	26.1	<0.14	20.6	<1	23.3	111
TPE3241	2.50-	150214-75	11/02/2015	14/02/2015	04/03/2015	POS	-	6.84	13	0.268	21.9	16.7	13.3	<0.14	21	<1	25.4	45.6
TPE3241	3.50-	150214-75	11/02/2015	14/02/2015	04/03/2015	POS	-	6.83	9.1	0.325	13.8	18.1	15.3	<0.14	24.8	<1	14.4	66.5
TPE3241	4.50-	150214-75	11/02/2015	14/02/2015	04/03/2015	POS	-	6.54	8.35	0.305	12.1	11.5	11.3	<0.14	24.9	<1	12.7	62
TPE3242	0.50-	150214-75	11/02/2015	14/02/2015	27/04/2015	POS	-	7.24	36.4	1.01	15.1	80	50.6	<0.14	21.7	<1	22.2	150
TPE3242	1.50-	150214-75	11/02/2015	14/02/2015	02/03/2015	POS	-	7.79	57.4	1.51	19.4	81.7	42.6	<0.14	28.3	<1	21.9	168
TPE3242	2.50-	150214-75	11/02/2015	14/02/2015	03/03/2015	POS	-	6.94	10.6	0.517	18.1	20	16	<0.14	24.5	<1	18.7	61.2
TPE3242	3.50-	150214-75	11/02/2015	14/02/2015	04/03/2015	POS	-	6.76	10.7	0.354	13.7	11.5	12	<0.14	27.6	<1	15	64.1

Monitor Phase 68

Sample Descr	Sample Depth	SDG ID.	Date Sample	Received On	Date Complete	Commercial >1m RBSL POS >1m RBSL	Soil Organic Matter (SOM)	pH	Arsenic	Cadmium	Chromium	Copper	Lead	Mercury	Nickel	Selenium	Vanadium	Zinc
							%	pH Units	mg/kg	mg/kg	mg/kg	mg/kg	mg/kg	mg/kg	mg/kg	mg/kg	mg/kg	mg/kg
TPE3242	4.50-	150214-75	11/02/2015	14/02/2015	04/03/2015	POS	-	6.79	10.8	0.396	13.7	14.2	15.2	<0.14	27	<1	16.1	73
TPE3243	0.50-	150212-8	11/02/2015	12/02/2015	25/02/2015	POS	-	7.73	13.4	0.481	13	27	27.7	<0.14	25.8	<1	17.2	111
TPE3243	1.50-	150212-8	11/02/2015	12/02/2015	26/02/2015	POS	-	6.67	23.7	0.198	16.4	42.7	23.2	<0.14	22.8	1.19	21.4	84.3
TPE3243	2.50-	150212-8	11/02/2015	12/02/2015	27/02/2015	POS	-	6.55	60.8	0.287	17.1	52	39.3	<0.14	23.9	<1	21.2	96.6
TPE3245	0.50-	150219-78	16/02/2015	19/02/2015	09/03/2015	POS	10.9	6.79	130	5.68	15.1	48	105	<1.4	52.4	<10	74.3	1320
TPE3245	1.50-	150219-78	16/02/2015	19/02/2015	08/03/2015	POS	-	7.68	10.2	0.814	13.7	14.1	13.7	<0.14	28.4	<1	15.7	104
TPE3287	0.50-	150217-34	13/02/2015	17/02/2015	05/03/2015	POS	-	6.5	15.6	0.494	13	24.7	17.2	<0.14	21.6	<1	15.3	99
TPE3287	1.70-	150217-34	13/02/2015	17/02/2015	05/03/2015	POS	-	6.1	8.64	0.189	15.2	9.28	15.8	<0.14	35.5	<1	14.1	72.4
TPE3287	3.00-	150217-34	13/02/2015	17/02/2015	03/03/2015	POS	-	6.51	7.16	0.184	15.3	5.48	12.5	<0.14	38.9	<1	12.3	76.8
TPE3288	0.50-	150217-34	13/02/2015	17/02/2015	06/03/2015	POS	-	6.72	11.1	0.964	15.8	21.7	22.4	<0.14	28.5	<1	18.3	157
TPE3288	1.80-	150217-34	13/02/2015	17/02/2015	05/03/2015	POS	0.66	6.33	8.83	0.188	12.8	10.5	10.9	<0.14	22.4	<1	14	57
TPE3288	2.80-	150217-34	13/02/2015	17/02/2015	03/03/2015	POS	-	5.95	4.22	0.363	30.2	25.2	14.4	<0.14	47	<1	52.8	72.6
TPE3288	4.00-	150217-34	13/02/2015	17/02/2015	03/03/2015	POS	-	5.91	7.5	0.327	14.1	9.72	11.9	<0.14	31.6	<1	13.9	64.7
TPE3289	0.50-	150217-34	13/02/2015	17/02/2015	27/04/2015	POS	-	7.36	117	1.11	11	144	125	<0.14	20.3	<1	19.8	113
TPE3289	1.50-	150217-34	13/02/2015	17/02/2015	04/03/2015	POS	-	6.64	43.3	0.96	16.4	120	59.4	<0.14	21.3	<1	23.3	146
TPE3289	2.50-	150217-34	13/02/2015	17/02/2015	06/03/2015	POS	-	6.36	10.7	0.344	11.4	11.4	10.8	<0.14	24.3	<1	13.2	84.6
TPE3289	3.50-	150217-34	13/02/2015	17/02/2015	06/03/2015	POS	-	6.05	6.89	0.48	25.5	36.4	59	<0.14	34.3	<1	53.6	120
TPE3290	0.50-	150214-75	11/02/2015	14/02/2015	03/03/2015	POS	-	8.37	36.2	1.91	38.8	89.7	150	0.388	29.4	<1	30.7	398
TPE3290	1.00-	150214-75	11/02/2015	14/02/2015	17/04/2015	POS	-	6.58	39.2	1.14	17.8	89.3	93.3	0.277	31.7	<1	29.7	226
TPE3290	1.50-	150214-75	11/02/2015	14/02/2015	04/03/2015	POS	-	6.53	12.9	0.905	12.7	20	25.7	<0.14	26.3	<10	13.4	81.4
TPE3291	0.50-	150214-75	11/02/2015	14/02/2015	03/03/2015	POS	-	5.91	34.7	0.65	12.7	45.3	25.8	<0.14	10.9	1.33	19.7	54.6
TPE3291	1.00-	150214-75	11/02/2015	14/02/2015	03/03/2015	POS	-	6.36	8.76	0.331	13.2	14.6	14.3	<0.14	25.3	<1	14	64.3
TPE3292	0.50-	150214-75	11/02/2015	14/02/2015	28/04/2015	POS	1.36	7.9	16.1	0.482	16.6	24.4	19	<0.14	21.5	<1	19.3	82.1
TPE3292	1.50-	150214-75	11/02/2015	14/02/2015	04/03/2015	POS	-	6.78	14.5	0.577	17.6	19.3	23.8	<0.14	25	<1	20	91.8
TPE3292	2.50-	150214-75	11/02/2015	14/02/2015	04/03/2015	POS	-	6.99	9.63	1.91	13.8	<14	13.2	<0.14	36.1	<10	12.9	67.1
TPE3292	3.50-	150214-75	11/02/2015	14/02/2015	04/03/2015	POS	-	6.66	13.3	0.48	13.4	18.4	14.9	<0.14	28	<1	12.9	78.3
TPE3292	4.50-	150214-75	11/02/2015	14/02/2015	04/03/2015	POS	-	6.95	10.5	0.4	14.1	14.1	13.5	<0.14	26.6	<1	12.2	67.3
TPE3293	0.50-	150214-75	11/02/2015	14/02/2015	28/04/2015	POS	5.86	6.36	22.6	0.803	16.2	54.8	46.1	<0.14	22.7	<1	21.5	158
TPE3293	1.50-	150214-75	11/02/2015	14/02/2015	04/03/2015	POS	-	6.88	70.4	3.12	15.8	254	94.1	0.204	20.9	1.49	28	336
TPE3293	2.50-	150214-75	11/02/2015	14/02/2015	04/03/2015	POS	-	7.19	9.63	0.399	15.1	13.1	10.2	<0.14	30	<1	17.2	66.6
TPE3293	3.50-	150214-75	11/02/2015	14/02/2015	04/03/2015	POS	-	6.68	11.3	0.481	12.5	19.6	16.1	<0.14	25.7	<1	12.1	71.2
TPE3293	4.50-	150214-75	11/02/2015	14/02/2015	04/03/2015	POS	-	6.34	11.5	0.397	13.1	17.5	12.5	<0.14	27.5	<1	12.6	71.9
TPE3294	0.50-	150212-8	11/02/2015	12/02/2015	25/02/2015	POS	-	7.46	22.8	0.615	15.7	42.8	32.4	<0.14	21.5	<1	19.7	120
TPE3294	1.50-	150212-8	11/02/2015	12/02/2015	25/02/2015	POS	-	6.85	26.4	0.688	14.5	42.6	31.9	<0.14	26.3	<1	16.9	129
TPE3294	2.50-	150212-8	11/02/2015	12/02/2015	26/02/2015	POS	-	6.62	34.9	0.442	13.8	43.9	28.8	<0.14	30	1.76	21.3	190
TPE3295	1.00-	150212-8	11/02/2015	12/02/2015	25/02/2015	POS	1.83	7.04	18.7	0.364	17.2	37.6	19.8	<0.14	22.3	<1	21.6	86.8
TPE3295	2.00-	150212-8	11/02/2015	12/02/2015	27/02/2015	POS	-	7.26	13.3	<0.02	12.6	14.9	15.9	<0.14	21.6	1.7	15.8	64.2
TPE3295	3.00-	150212-8	11/02/2015	12/02/2015	27/02/2015	POS	-	7.24	14.6	0.123	16.4	19.7	22.8	<0.14	27.8	1.51	20.4	110
TPE3296	0.50-	150212-8	11/02/2015	12/02/2015	17/04/2015	POS	-	6.52	18.5	0.742	16.4	155	62.7	2.09	32.6	<1	25.1	201
TPE3296	1.50-	150212-8	11/02/2015	12/02/2015	25/02/2015	POS	-	7.32	28.3	0.408	16.2	51.1	31.1	0.302	20	1.21	22.4	118
TPE3296	2.50-	150212-8	11/02/2015	12/02/2015	27/02/2015	POS	-	5.58	65.2	2.07	14	190	90	1.44	22.4	<1	25.7	309
TPE3296	3.50-	150212-8	11/02/2015	12/02/2015	26/02/2015	POS	-	7.11	12.8	<0.02	14.1	16.8	17.8	0.296	21.8	1.53	17	70.5
TPE3296	4.20-	150212-8	11/02/2015	12/02/2015	28/02/2015	POS	-	7.14	16.2	0.0744	13	25.7	19.4	<0.14	23.2	1.2	16	106
TPE3297	0.50-	150214-75	11/02/2015	14/02/2015	24/04/2015	POS	-	8.41	17.8	0.887	12.6	51.8	164	1.26	20.9	<1	21.8	304
TPE3297	1.50-	150214-75	11/02/2015	14/02/2015	03/03/2015	POS	-	8.4	19.9	0.903	15.8	51	172	0.748	23.8	<1	30.9	388
TPE3297	2.50-	150214-75	11/02/2015	14/02/2015	04/03/2015	POS	-	7.87	45.4	1.01	32.8	98.8	602	0.16	41.4	<1	63.2	717
TPE3297	3.50-	150214-75	11/02/2015	14/02/2015	03/03/2015	POS	-	6.99	8.12	0.748	14.7	17.4	26.4	<0.14	146	<1	174	218
TPE3297	4.50-	150214-75	11/02/2015	14/02/2015	02/03/2015	POS	-	6.25	10.1	0.155	15.3	19.8	15.7	<0.14	24.7	<1	71.7	63.9
TPE3298	0.50-	150212-8	11/02/2015	12/02/2015	17/04/2015	POS	-	7.61	32	1.13	52	61.3	90.7	<0.14	22.3	<1	104	315
TPE3298	1.50-	150212-8	11/02/2015	12/02/2015	25/02/2015	POS	-	6.95	12.2	0.41	13.4	18.7	39.9	<0.14	23.1	<1	15.2	133
TPE3302	0.50-	150212-8	11/02/2015	12/02/2015	27/02/2015	POS	-	7.52	9.16	0.981	12.9	<14	22.7	<1.4	25.7	<10	14.9	96.1
TPE3303	0.50-	150212-8	11/02/2015	12/02/2015	17/04/2015	POS	8.41	8.55	18.1	0.734	13.8	45.9	123	0.284	18.7	<1	22.8	500
TPE3303	1.50-	150212-8	11/02/2015	12/02/2015	26/02/2015	POS	-	7.46	47.6	1.02	14.2	62.2	59.5	<0.14	27.3	<1	21.3	168
TPE3303	2.50-	150212-8	11/02/2015	12/02/2015	25/02/2015	POS	-	7.34	18.2	0.512	12.3	22.1	24.4	<0.14	28.5	<1	13.5	89.9
TPE3303	3.50-	150212-8	11/02/2015	12/02/2015	26/02/2015	POS	6.45	7.56	44.3	1.15	12.7	52.9	34.5	<0.14	24.7	<1	16.9	130
TPE3303	4.70-	150212-8	11/02/2015	12/02/2015	27/02/2015	POS	-	6.95	26.9	0.501	13.4	44.2	25.5	<0.14	28.2	<1	31.3	77.5
TPE3304	0.50-	150212-8	11/02/2015	12/02/2015	27/02/2015	POS	-	7.42	20.8	0.164	13.4	45.2	14.8	<0.14	35.2	<1	48	45.4
TPE3305	2.00-	150212-8	11/02/2015	12/02/2015	25/02/2015	POS	-	7.2	36.9	0.197	15	86	34.1	<0.14	30.3	1.2	17.9	193
TPE3305	3.00-	150212-8	11/02/2015	12/02/2015	28/02/2015	POS	-	7.42	9.51	<0.02	11.3	12.3	12.5	<0.14	20.4	1.39	12.9	54.7
TPE3307	0.50-	150214-75	11/02/2015	14/02/2015	27/04/2015	POS	-	6.71	49.2	1.41	15.7	106	109	<0.14	23.4	1.01	22.7	194
TPE3307	1.60-	150214-75	11/02/2015	14/02/2015	04/03/2015	POS	-	6.85	31.6	1.04	16.6	46.1	21.5	<0.14	18.3	<1	21.1	136
TPE3307	2.50-	150214-75	11/02/2015	14/02/2015	04/03/2015	POS	-	7.06	12	0.384	13.4	23.6	16.6	<0.14	24.8	<1	12.5	76.6
TPE3307	3.50-	150214-75	11/02/2015	14/02/2015	04/03/2015	POS	-	6.87	9.3	0.232	13.8	12.4	13.2	<0.14	24.6	<1	12.5	57.7
TPE3307	4.50-	150214-75	11/02/2015	14/02/2015	04/03/2015	POS	-	6.91	7.97	0.213	12.5	12.7	10.5	<0.14	21.8	<1	12.8	57.9
TPE3308	0.50-	150212-8	11/02/2015	12/02/2015	25/02/2015	POS	-	6.97	12.2	0.376	11.5	19.5	63.2	<0.14	22.1	<1	12.1	147
TPE3308	1.50-	150212-8	11/02/2015	12/02/2015	25/02/2015	POS	-	6.69	8.83	0.241	11	13.7	13.3	<0.14	20.8	<1	11.4	60.3
TPE3309	0.50-	150212-8	11/02/2015	12/02/2015	27/02/2015	POS	-	6.4	5.77	0.417	9.25	8.06	16.6	<0.14	17	<1	11.8	48.5
TPE3376	1.00-	150212-8	11/02/2015	12/02/2015	17/04/2015	POS	-	7.15	64.7	1.28	50.9	463	582	12.8	71.7	1.58	38.9	813
TPE3376	2.00-	150212-8	11/02/2015	12/02/2015	26/02/2015	POS	2.64	6.92	18	0.0548	12.3	25.2	23.9	0.917	21.2	<1	17.1	77.3
TPE3376	3.00-	150212-8	11/02/2015	12/02/2015	25/02/2015	POS	-	6.85	43.7	0.118	15	65.2	40.3	1.15	22.6	1.72	21.2	117
TPE3377	0.50-	150212-8	11/02/2015	12/02/2015	20/04/2015	POS	6.36	6.7	18.6	0.502	13.7	26.7	48	0.773	28.5	<1	20.9	174
TPE3377	1.50-	150212-8	11/02/2015	12/02/2015	25/02/2015	POS	-	7.3	11.2	0.108	11	17.1	30.6	0.294	22.2	<1	14.6	84.7
TPE3377	2.50-	150212-8	11/02/2015	12/02/2015	25/02/2015	POS	-	7.19	11.6	0.158	10.1	16.3	21.9	0.294	21.1	1.3	13.3	71.7
TPE3378	0.50-	150212-8	11/02/2015	12/02/2015	20/04/2015	POS	-	6.83	17.3	1.03	15.8	22.7	28	<1.4	28.9	<10	31	99.9
TPE3378	1.50-	150212-8	11/02/2015	12/02/2015	25/02/2015	POS	-	7.36	12.7	<0.02	13.5	16.5	21.9	<0.14	21.9	1.91	17.7	79.9
TPE3379	0.50-	150212-8	11/02/2015	12/02/2015	20/04/2015	POS	-	7.73	55.3	1.21	16.2	74.3	160	<0.14	29.7	1.77	21.4	502
TPE3379	1.50-	150212-8	11/02/2015	12/02/2015	26/02/2015	POS	1.47	6.81	14.4	<0.02	14.6	12.8	14.3	<0.14	24.2	1.34	16.6	60.9
TPE3380	0.50-	150212-8	11/02/2015	12/02/2015	25/02/2015	POS	-	7.5	22.9	0.732	16	35.9	55.5	<0.14	25.5	1.42	19	299
TPE3381	0.50-	150212-8	11/02/2015	12/02/2015	27/02/2015	POS	4.47	8.35	47	0.358	13.9	29.4	44.7	<0.14	35.1	<1	18.5	103
TPE3381	1.50-	150212-8	11/02/2015	12/02/2015	26/02/2015	POS	-	6.29	41.4	0.557	19.3	43.9	26.5	<0.14	21.7	1.89	25.6	121
TPE3381	2.50-	150212-8	11/02/2015	12/02/2015	25/02/2015	POS	-	7.36	10.3	0.0283	19.5	17.6	16	<0.14	26.5	<1	24.2	82.1
TPE3381	3.50-	150212-8	11/02/2015	12/02/2015	26/02/2015	POS	-	7.17	16.1	0.0807	13.4	28.8	36	<0.14	22.5	1.52	19.5	146
TPE3382	0.50-	150212-8	11/02/2015	12/02/2015	27/02/2015	POS	-	8.13	24.8	0.476	11.3	59.5	19.8	<0.14	35.5	<1	29.1	71.4
TPE3382	1.50-	150212-8	11/02/2015	12/02/2015	27/02/2015	POS	-	7.38	16.8	<0.02	9.96	49.9	9.16	<0.14	32.4	1.46	31.6	23.8
TPE3382	2.60-	150212-8	11/02/2015	12/02/2015	26/02/2015	POS	-	7.28	13.3	0.21	21.1	20.9	15.3	<0.14	26.6	1.92	27.9	391
TPE3382	3.50-	150212-8	11/02/2015	12/02/2015	26/02/2015	POS	-	7.17	9.76	0.109	16.5	19	13.6	<0.14	25.4	1.09	20.1	82.2
TPE3382	4.20-	150212-8	11/02/2015	12/02/2015	26/02/2015	POS	1.71	6.47	10.2	0.0312	12.6	15.6	11.9	<0.14	23.3	1.77	13.7	76.1
TPE3384	1.00-	150212-8	11/02/2015	12/02/2015	26/02/2015	POS	-	7.26	8.08	0.235	11.8	11.3	12.4	<0.14	23.3	1.16	11.5	56.2
TPE3385	0.50-	150212-8	11/02/2015	12/02/2015	26/02/2015	POS	-	7	8.88	0.252	16	10.6	11.2	<0.14	25.5	<1	16.9	85.9
TPE3388	0.50-	150212-8	11/02/2015	12/02/2015	20/04/2015	POS	-	6.53	36.5	2.09	14.6	67.4	74.8	<0.14	25.5	<1	19.4	262
TPE3388	1.50-	150212-8	11/02/2015	12/02/2015	27/02/2015	POS	-	6.87	10.8	0.124	13.5	18.7	16	<0.14	24.2	<1	14.4	75.5
TPE3389	0.50-	150212-8	11/02/2015	12/02/2015	26/02/2015	POS	-	7.32	22.3	0.597	13.2	27.2	26.1	<0.14	19.9	<1	28.2	87.5
TPE3390	0.50-	150212-8	11/02/2015	12/02/2015	27/02/2015	POS	-	6.48	32.4	0.915	11.5	38	24.2	<0.14	23.9	<1	13.2	106
TPE3390	1.50-	150212-8	11/02/2015	12/02/2015	27/02/2015	POS	-	6.49	45.7	0.885	14.7	57.1	45.5	<0.14	21.1	1.45	20.4	135
TPE3390	2.50-	150212-8	11/02/2015	12/02/2015	25/02/2015	POS	-	7.35	40.6	0.918	17.8	88.2	103	<0.14	23.2	2.59	24.8	169
TPE3390	3.50-	150212-8	11/02/2015	12/02/2015	26/02/2015	POS	-	7.65	20	0.359	16.4	35.7	97.7	<0.14	17.6	1.24	21.2	104
TPE3390	4.50-	150212-8	11/02/2015	12/02/2015	25/02/2015	POS	-	7.57	26.1	0.382	17.8	52.5	47.2	<0.14	21.4	1.28	26.3	124
TPE3391	0.50-	150212-8	11/02/2015	12/02/2015	26/02/2015	POS	-	5.33	21.8	0.135	6.86	36.8	6.91	<0.14	26.6	1.69	20.9	10.2
TPE3391	1.70-	150212-8	11/02/2015	12/02/2015	25/02/2015	POS	-	7.61	27.4	0.496	14.6	51	24	<0.14	22.6	1.61	19	157
TPE3391	2.40-	150212-8	11/02/2015	12/02/2015	25/02/2015	POS	0.972	7.41	9.69	0.0823	15.6	12.2	12.4	<0.14	26.3	1.96	15.8	76.7
TPE3391	3.50-	150212-8	11/02/2015	12/02/2015	25/02/2015	POS	-	6.61	12.7	0.0481	13.7	17	18.7	<0.14	25.1	1.52	16.5	89.4
TPE3392	0.50-	150212-8	11/02/2015	12/02/2015	25/02/2015	POS	-	7.19	18.3	1.36	14	66	20.9	<0.14	31.9	<1	17.5	814

Monitor Phase 68

Sample Descr	Sample Depth	SDG ID.	Date Sample	Received On	Date Complete	Commercial >1m RBSL POS >1m RBSL	Soil Organic Matter (SOM)	pH	Arsenic	Cadmium	Chromium	Copper	Lead	Mercury	Nickel	Selenium	Vanadium	Zinc
							%	pH Units	mg/kg	mg/kg	mg/kg	mg/kg	mg/kg	mg/kg	mg/kg	mg/kg	mg/kg	mg/kg
TPE3392	1.50-	150212-8	11/02/2015	12/02/2015	03/03/2015	POS	-	6.75	27.6	0.209	16.5	19.7	16.6	<0.14	17.5	2.05	21.9	90.7
TPE3392	2.50-	150212-8	11/02/2015	12/02/2015	26/02/2015	POS	-	6.73	25.2	0.268	17.4	24	19.8	<0.14	18.5	2.6	25.1	108
TPE3392	3.20-	150212-8	11/02/2015	12/02/2015	25/02/2015	POS	-	7.26	7.26	<0.02	11.8	9.61	11.9	<0.14	19.2	1.38	17	51.9
TPE3393	0.50-	150212-8	11/02/2015	12/02/2015	20/04/2015	POS	-	6.88	35.5	1.23	14.5	129	198	<0.14	25.3	<1	21.2	477
TPE3394	0.50-	150212-8	11/02/2015	12/02/2015	20/04/2015	POS	-	5.69	51.7	1.42	15.4	78.3	52.1	<0.14	26	<1	21.2	915
TPE3395	1.00-	150212-8	11/02/2015	12/02/2015	25/02/2015	POS	-	7.27	9.29	0.272	17.3	13.9	17.8	<0.14	31	<1	21.7	84.9
TPE3395	2.00-	150212-8	11/02/2015	12/02/2015	28/02/2015	POS	-	7.58	47.7	0.642	17.1	64.2	78.5	0.166	24.3	1.26	32.9	133
TPE3466	0.50-	150214-75	11/02/2015	14/02/2015	27/04/2015	POS	-	9.57	45.3	1.29	32.1	175	756	0.23	21.4	<1	29.3	2040
TPE3466	1.00-	150214-75	11/02/2015	14/02/2015	03/03/2015	POS	-	6.62	13.9	0.221	27.7	24.1	21.4	<0.14	26.9	<1	22.8	87.7
TPE3467	1.00-	150212-8	11/02/2015	12/02/2015	20/04/2015	POS	-	7.55	115	1.51	16.5	400	670	0.183	32.2	<1	20.1	2020
TPE3468	0.50-	150212-8	11/02/2015	12/02/2015	21/04/2015	POS	-	6.5	41.7	1.12	14.1	97.5	147	0.141	27	<1	17.5	639
TPE3468	1.50-	150212-8	11/02/2015	12/02/2015	26/02/2015	POS	-	7.33	169	1.98	17.9	309	970	0.188	28.6	1.3	27.8	1420
TPE3468	2.50-	150212-8	11/02/2015	12/02/2015	26/02/2015	POS	-	6.6	19.3	0.163	11.9	36.4	67.5	<0.14	20	1.17	15.5	149
TPE3469	0.50-	150212-8	11/02/2015	12/02/2015	25/02/2015	POS	-	7.01	58.7	1.28	14.7	97.5	49.6	<0.14	18.9	1.88	20.8	162
TPE3469	1.50-	150212-8	11/02/2015	12/02/2015	26/02/2015	POS	-	6.58	15.6	<0.02	15.4	15.2	16.1	<0.14	22.8	1.91	17.7	92.5
TPE3470	0.50-	150212-8	11/02/2015	12/02/2015	21/04/2015	POS	95.2	7.27	20.9	1.43	10.4	44.7	13.1	<0.14	30.7	<1	32	174
TPE3470	1.50-	150212-8	11/02/2015	12/02/2015	25/02/2015	POS	-	7.98	16.7	0.595	14.5	42.4	24.2	<0.14	30	1.29	17	492
TPE3470	2.40-	150212-8	11/02/2015	12/02/2015	28/02/2015	POS	-	6.88	12.4	0.119	15	20.5	17.6	<0.14	24.5	<1	16.1	90.5
TPE3470	3.50-	150212-8	11/02/2015	12/02/2015	25/02/2015	POS	6.64	6.63	27.3	0.299	11.6	42	25.7	<0.14	21.8	<1	18.6	118
TPE3471	0.50-	150212-8	11/02/2015	12/02/2015	20/04/2015	POS	-	7.4	54.9	0.778	15.7	110	110	<0.14	19.3	<1	18.4	141
TPE3471	1.50-	150212-8	11/02/2015	12/02/2015	27/02/2015	POS	-	7.17	32.2	0.81	12	80.5	63.4	0.372	19.1	1.07	22.9	121
TPE3471	2.50-	150212-8	11/02/2015	12/02/2015	26/02/2015	POS	-	7.96	33.6	0.835	17.3	92.4	285	0.278	28.2	1.66	49.1	167
TPE3471	3.50-	150212-8	11/02/2015	12/02/2015	25/02/2015	POS	-	7.64	38.5	0.722	18.1	76.8	71.3	0.404	33.6	1.32	36.8	311
TPE3471	4.50-	150212-8	11/02/2015	12/02/2015	25/02/2015	POS	-	6.92	10.4	<0.02	14.3	9.07	11.7	<0.14	23.4	1.87	14.1	68.8
TPE3475	0.50-	150219-78	16/02/2015	19/02/2015	09/03/2015	POS	-	6.62	54	2.1	20.8	106	128	<0.14	27.1	<1	29.7	299
TPE3476	0.50-	150219-78	16/02/2015	19/02/2015	08/04/2015	POS	-	8.09	26	1.87	16.1	94.2	174	0.149	38.3	<1	36.5	447
TPE3476	1.50-	150219-78	16/02/2015	19/02/2015	09/03/2015	POS	-	6.71	9.38	0.417	13.1	13	14.8	<0.14	24.4	<1	14.5	58.6
TPE3477	0.50-	150212-8	11/02/2015	12/02/2015	21/04/2015	POS	8.93	8.17	29.5	1.28	15.7	67.2	68.5	<1.4	29.5	<10	27	232
TPE3477	1.50-	150212-8	11/02/2015	12/02/2015	27/02/2015	POS	-	6.91	36.8	0.748	18.6	85.9	42.4	<0.14	19.2	2.35	32.5	130
TPE3477	2.50-	150212-8	11/02/2015	12/02/2015	25/02/2015	POS	-	8.33	17.6	0.582	14.9	33.1	285	<0.14	23.5	<1	20.5	113
TPE3477	3.50-	150212-8	11/02/2015	12/02/2015	25/02/2015	POS	-	7.99	11.4	0.298	12.9	18.2	20.8	<0.14	22.6	<1	15.9	65.5
TPE3479	0.50-	150212-8	11/02/2015	12/02/2015	26/02/2015	POS	-	6.28	15	0.415	13.5	16.8	17.7	<0.14	23.8	<1	17.1	404
TPE3479	1.50-	150212-8	11/02/2015	12/02/2015	25/02/2015	POS	0.867	6.6	9.77	0.283	12.2	13.1	12.6	<0.14	23.1	<1	13.1	84.5
TPE3480	0.50-	150214-75	11/02/2015	14/02/2015	24/04/2015	POS	-	8.75	122	1.38	15.6	318	1440	0.91	30.7	<1	18.8	1720
TPE3480	1.50-	150214-75	11/02/2015	14/02/2015	03/03/2015	POS	2.97	6.59	665	1.99	16.2	965	454	<0.14	36.4	<1	19.4	2140
TPE3480	2.50-	150214-75	11/02/2015	14/02/2015	04/03/2015	POS	-	6.39	23.8	0.481	12.9	42.8	41.6	<0.14	31	<1	15.1	691
TPE3562	0.50-	150212-8	11/02/2015	12/02/2015	26/02/2015	POS	-	7.96	125	0.878	12.5	166	1420	0.184	27.2	<1	32.5	1080
TPE3562	1.50-	150212-8	11/02/2015	12/02/2015	27/02/2015	POS	-	7.11	24.5	0.964	16.6	108	45.7	<0.14	31.7	<1	19.8	686
TPE3562	2.50-	150212-8	11/02/2015	12/02/2015	25/02/2015	POS	-	7.07	15.9	0.47	17.2	24.2	17.9	<0.14	26.9	<1	21.4	149
TPE3562	3.50-	150212-8	11/02/2015	12/02/2015	25/02/2015	POS	-	6.81	8.98	0.291	11.3	16.7	12.5	<0.14	21.3	<1	12	62.5
TPE3565	0.50-	150219-78	16/02/2015	19/02/2015	09/03/2015	POS	-	7.59	13.2	1.11	18.4	9.64	14.1	<0.14	24.3	<1	22	64.7
TPE3565	1.50-	150219-78	16/02/2015	19/02/2015	09/03/2015	POS	-	6.86	7.14	0.377	12.7	11.4	10.9	<0.14	23.7	<1	12.4	56.6
TPE3566	0.50-	150219-78	16/02/2015	19/02/2015	09/03/2015	POS	0.838	5.94	7.08	1.29	17.1	8.06	14	<0.14	28.2	<1	19.2	205
TPE3566	1.50-	150219-78	16/02/2015	19/02/2015	08/03/2015	POS	-	6.25	8.57	0.339	13.4	13.2	10.9	<0.14	23.8	<1	14	55.2
TPE3566	2.80-	150219-78	16/02/2015	19/02/2015	08/03/2015	POS	-	5.91	10.4	0.463	13	16.4	13.2	<0.14	25.3	<1	14.6	64.7
TPE3567	0.50-	150219-78	16/02/2015	19/02/2015	09/03/2015	POS	-	7.21	12.8	0.834	14.5	17.4	24.4	<0.14	26.5	<1	16.2	110
TPE3567	1.50-	150219-78	16/02/2015	19/02/2015	09/03/2015	POS	-	6.71	9.12	0.721	12.4	12.4	12	<0.14	25.8	<1	12	65.8
TPE2253	0.50-	150316-1	12/03/2015	16/03/2015	29/04/2015	POS	-	7.62	25.5	0.379	10.7	73.2	16.7	<0.14	49.3	<1	34.7	24.4
TPE2253	1.50-	150316-1	12/03/2015	16/03/2015	07/04/2015	POS	-	8.09	22.4	0.541	16.5	91.1	57.9	0.298	34.2	<1	23.5	185
TPE2253	2.50-	150316-1	12/03/2015	16/03/2015	07/04/2015	POS	-	7.45	38.2	0.752	15.2	74.7	33.5	<0.14	27.4	<1	21.2	118
TPE2253	3.50-	150316-1	12/03/2015	16/03/2015	07/04/2015	POS	-	7.39	21.8	0.306	13.5	31.7	21.6	<0.14	26.5	<1	15.4	76.6
TPE2254	0.50-	150316-1	12/03/2015	16/03/2015	08/04/2015	POS	-	7.07	38.2	1.51	18.4	153	64.8	<0.14	35.6	<1	22.9	195
TPE2254	1.50-	150316-1	12/03/2015	16/03/2015	07/04/2015	POS	-	7.04	12.5	0.3	12.7	19.1	13.9	<0.14	24.9	<1	14.8	62.2
TPE2254	2.50-	150316-1	12/03/2015	16/03/2015	07/04/2015	POS	0.907	6.31	10.2	0.273	12.2	14.3	13.7	<0.14	23.8	<1	13.1	59
TPE2279	0.40-	150312-105	10/03/2015	12/03/2015	03/04/2015	POS	-	7.76	34.4	1.17	14.1	136	59.4	<0.14	32.3	<1	20	158
TPE2279	1.40-	150312-105	10/03/2015	12/03/2015	01/04/2015	POS	-	6.64	11.5	0.423	12.4	14.7	12.5	<0.14	23.7	<1	13.3	58.2
TPE2279	2.40-	150312-105	10/03/2015	12/03/2015	01/04/2015	POS	-	6.52	10.8	0.447	12.9	12.7	11.8	<0.14	22.8	<1	16.3	57.5
TPE2279	3.40-	150312-105	10/03/2015	12/03/2015	02/04/2015	POS	-	6.91	8.79	0.451	11	10.6	12.4	<0.14	21.3	<1	13.5	53.1
TPE2280	0.50-	150312-105	10/03/2015	12/03/2015	02/04/2015	POS	-	7	9.87	0.447	9.71	15.3	14.3	<0.14	22.8	<1	11.9	64.1
TPE2280	1.50-	150312-105	10/03/2015	12/03/2015	03/04/2015	POS	-	6.83	10.1	0.298	11.3	16.1	16.1	<0.14	22.9	<1	14.1	87.3
TPE2280	2.50-	150312-105	10/03/2015	12/03/2015	01/04/2015	POS	-	6.89	6.15	0.275	11.9	6.68	8.49	<0.14	20.5	<1	10.6	46.7
TPE2280	3.50-	150312-105	10/03/2015	12/03/2015	01/04/2015	POS	-	6.69	10.8	0.371	14.5	13.6	11.9	<0.14	20.1	<1	17	62.6
TPE2281	0.50-	150316-1	12/03/2015	16/03/2015	07/04/2015	POS	2.12	8.25	20.3	0.759	15	44.1	21.3	<0.14	24.9	<1	21.4	94.4
TPE2281	1.50-	150316-1	12/03/2015	16/03/2015	07/04/2015	POS	-	6.39	14.8	0.276	12.8	31.6	17.7	<0.14	21	<1	17	66.7
TPE2281	2.50-	150316-1	12/03/2015	16/03/2015	07/04/2015	POS	-	6.16	12.1	0.265	11.5	19.9	15.1	<0.14	21.6	<1	13.3	63.2
TPE2282	0.50-	150316-1	12/03/2015	16/03/2015	07/04/2015	POS	3.91	8.11	15.8	0.223	14	29.1	17.4	<0.14	30.1	<1	18.7	87.1
TPE2282	1.50-	150316-1	12/03/2015	16/03/2015	07/04/2015	POS	-	5.82	16.7	0.616	15.4	44.8	18.4	<0.14	34.3	<1	25.9	108
TPE2282	2.50-	150316-1	12/03/2015	16/03/2015	07/04/2015	POS	-	6.22	6.86	3.37	12.7	7.5	11.2	<0.14	18.1	<1	25	67.8
TPE2283	0.50-	150316-1	12/03/2015	16/03/2015	07/04/2015	POS	-	7.68	17.2	0.678	15.7	104	37.6	<0.14	36	<1	21.8	118
TPE2283	1.50-	150316-1	12/03/2015	16/03/2015	07/04/2015	POS	-	6.61	28.2	0.652	14.9	60.7	26.7	<0.14	15.9	<1	22.6	102
TPE2283	2.50-	150316-1	12/03/2015	16/03/2015	08/04/2015	POS	-	6.95	9.58	0.191	15.4	18.6	16	<0.14	21.9	<1	17.9	58.4
TPE2299	0.50-	150312-105	10/03/2015	12/03/2015	08/04/2015	POS	5.72	8.07	14.4	0.582	16.9	71.8	28.2	<0.14	37.2	<1	24.8	181
TPE2299	0.50-	150316-1	12/03/2015	16/03/2015	07/04/2015	POS	-	5.54	20	0.977	16.6	106	54.9	<0.14	39.1	<1	29.2	204
TPE2299	1.50-	150312-105	10/03/2015	12/03/2015	02/04/2015	POS	-	6.32	13.6	0.566	15	26.3	19.9	<0.14	27.2	<1	17.6	77.1
TPE2299	1.50-	150316-1	12/03/2015	16/03/2015	07/04/2015	POS	-	5.87	9.24	0.228	15.5	16.8	15.1	<0.14	27.3	<1	17.8	63.6
TPE2299	2.50-	150312-105	10/03/2015	12/03/2015	02/04/2015	POS	-	6.11	9.57	0.429	12.7	13.6	13.4	<0.14	24.1	<1	14.5	60
TPE2299	2.50-	150316-1	12/03/2015	16/03/2015	07/04/2015	POS	-	5.39	7.22	0.199	12.2	9.37	11.2	<0.14	26.8	<1	12.1	53.1
TPE2299	3.50-	150312-105	10/03/2015	12/03/2015	02/04/2015	POS	-	5.59	12.5	0.502	12.1	8.66	10.8	<0.14	22.6	<1	12.6	56.5
TPE2299	3.50-	150316-1	12/03/2015	16/03/2015	07/04/2015	POS	-	6.05	10.8	0.244	12.3	12.4	14.4	<0.14	26.2	<1	12.7	61
TPE2300	0.50-	150312-105	10/03/2015	12/03/2015	02/04/2015	POS	4.07	8.2	50.6	2.45	31.4	151	62.6	<0.14	84.2	<10	19.6	188
TPE2300	1.50-	150312-105	10/03/2015	12/03/2015	02/04/2015	POS	-	6.33	32.7	0.693	15.4	32.5	22.9	<0.14	22.1	<1	20.3	97.3
TPE2300	2.50-	150312-105	10/03/2015	12/03/2015	02/04/2015	POS	-	6.25	11.1	0.553	14.6	18.8	18.5	<0.14	26.4	<1	18.6	70.3
TPE2300	3.50-	150312-105	10/03/2015	12/03/2015	02/04/2015	POS	-	5.7	8.91	0.47	11.9	9.5	11.5	<0.14	23.9	<1	12.9	55.8
TPE2302	0.50-	150316-1	12/03/2015	16/03/2015	07/04/2015	POS	-	6.26	18.7	0.646	14.7	61.2	38	<0.14	37.1	<1	21.1	108
TPE2302	1.50-	150316-1	12/03/2015	16/03/2015	07/04/2015	POS	-	7.24	21.3	<0.02	17.1	332	40.3	<0.14	47.9	<1	22	121
TPE2302	2.50-	150316-1	12/03/2015	16/03/2015	08/04/2015	POS	-	6.16	11.9	1.33	13.8	<14	14.4	<0.14	28.2	<10	15.8	73.7
TPE2328	0.50-	150316-1	12/03/2015	16/03/2015	08/04/2015	POS	-	6.33	15.3	0.809	12.5	18.4	15.9	<0.14	26.5	<1	13.4	120
TPE2328	1.50-	150316-1	12/03/2015	16/03/2015	07/04/2015	POS	-	5.78	9.32	0.348	12.5	13.7	13.3	<0.14	23.5	<1	13.3	56.7
TPE2328	2.50-	150316-1	12/03/2015	16/03/2015	08/04/2015	POS	-	5.93	7.86	0.227	12.9	8.81	14	<0.14	28.1	<1	12.2	64.7
TPE2329	0.50-	150312-105	10/03/2015	12/03/2015	02/04/2015	POS	-	4.77	39.2	1.76	19.9	126	124	<0.14	47.7	<1	28.6	383
TPE2329	1.50-	150312-105	10/03/2015	12/03/2015	02/04/2015	POS	-	6.2	15.3	0.545	13.1	23.3	18.1	<0.14	27.8	<1	16	71.3
TPE2329	2.50-	150312-105	10/03/2015	12/03/2015	02/04/2015	POS	-	6.06	13.5	0.425	13.2	22.6	16.9	<0.14	24.4	<1	16.1	69.2
TPE2330	0.50-	150312-105	10/03/2015	12/03/2015	02/04/2015	POS	38.3	5.32	42.8	3.46	17.9	1100	91.3	<0.14	46.6	<10	21.5	611
TPE2330	1.50-	150312-105	10/03/2015	12/03/2015	02/04/2015	POS	-	5.76	18.9	0.575	16.1	44.3	29.2	<0.14	31.4	<1	22	90.8
TPE2330	2.50-	150312-105	10/03/2015	12/03/2015	02/04/2015	POS	-	5.76	12.7	0.34	13.7	32.8	17.9	<0.14	25.2	<1	16.9	71.4
TPE2331	0.50-	150316-1	12/03/2015	16/03/2015	07/04/2015	POS	-	5.59	17.8	0.531	11.2	26.6	19.2	<0.14	20.8	<1	15.6	79
TPE2331	1.50-	150316-1	12/03/2015	16/03/2015	07/04/2015	POS	1.76	6.49	29.6	0.809	13.6	52.4	25.9	<0.14	22.2	<1	17.6	99.6
TPE2331	2.50-	150316-1	12/03/2015	16/03/2015	08/04/2015	POS	-	6.05	12.8	0.403	13.4	21.4	15.4	<0.14	25.2	<1	14.3	79.9
TPE2332	0.50-	150316-1	12/03/2015	16/03/2015	07/04/2015	POS	5.47	5.71	20.4	0.763	15.6	60.8	32.6	<0.14	32.1	<1	19.9	119
TPE2332	1.50-	150316-1	12/03/2015	16/03/2015	07/04/2015	POS	-	5.86	9.99	0.377	12.5	13.6	16	<0.14	28.3	<1	13.4	90
TPE2332	2.50-	150316-1	12/03/2015	16/03/2015	07/04/2015	POS	-	6.26	13.6	0.331	16.5	30.4	19.9	<0.14	29.6	<1	25.1	108
TPE2356	0.50-	150316-1	12/03/2015	16/03/2015	07/04/2015	POS	0.896	5.89	13.5	0.457	11.1	19.8	14.2	<0.14	18.9	<1	13.7	62.1

Monitor Phase 68

Sample Descr	Sample Depth	SDG ID.	Date Sampled	Received On	Date Complete	Commercial >1m RBSL POS >1m RBSL	Soil Organic Matter (SOM)	pH	Arsenic	Cadmium	Chromium	Copper	Lead	Mercury	Nickel	Selenium	Vanadium	Zinc
							%	pH Units	mg/kg	mg/kg	mg/kg	mg/kg	mg/kg	mg/kg	mg/kg	mg/kg	mg/kg	mg/kg
TPE2356	1.50-	150316-1	12/03/2015	16/03/2015	07/04/2015	POS	-	5.88	20.1	0.568	15	39.1	22.2	<0.14	23.8	<1	19.3	90.3
TPE2356	2.50-	150316-1	12/03/2015	16/03/2015	08/04/2015	POS	-	6.21	20	0.532	13.9	35	22.7	<0.14	22.1	<1	18.2	84.6
TPE2357	0.50-	150316-1	12/03/2015	16/03/2015	07/04/2015	POS	-	6.14	14.8	0.697	12.9	35.6	24.9	<0.14	31.5	<1	18	190
TPE2357	1.50-	150316-1	12/03/2015	16/03/2015	07/04/2015	POS	-	5.88	15.1	0.279	11.6	21.7	14.7	<0.14	19.4	<1	14	61.7
TPE2357	2.50-	150316-1	12/03/2015	16/03/2015	08/04/2015	POS	-	6.08	24.9	0.666	14.5	40.6	27.7	<0.14	21.2	<1	18.6	86.9
TPE2358	0.50-	150316-1	12/03/2015	16/03/2015	07/04/2015	POS	-	6.01	19.1	1.93	9.54	155	82.8	<0.14	50.4	<1	22.4	584
TPE2358	1.50-	150316-1	12/03/2015	16/03/2015	07/04/2015	POS	-	7.93	16.1	0.473	13	26.5	15.6	<0.14	27	<1	15.4	70.4
TPE2358	2.50-	150316-1	12/03/2015	16/03/2015	07/04/2015	POS	-	6.22	34.1	0.331	14.7	70.4	42.6	<0.14	25.8	<1	18.8	108
TPE2358	3.50-	150316-1	12/03/2015	16/03/2015	07/04/2015	POS	-	5.96	24.6	0.81	13.3	24	18.1	<0.14	12.6	<1	19.9	129
TPE2359	0.50-	150316-1	12/03/2015	16/03/2015	07/04/2015	POS	-	5.49	34.6	3.28	12.8	258	115	<0.14	38.6	<1	28	230
TPE2359	1.50-	150316-1	12/03/2015	16/03/2015	07/04/2015	POS	-	6.7	29.9	0.761	15.6	86.2	35.1	<0.14	25.7	<1	21.5	119
TPE2359	2.50-	150316-1	12/03/2015	16/03/2015	07/04/2015	POS	-	5.05	61	1.75	15	131	57.8	<0.14	19.8	<1	22.8	203
TPE2359	3.50-	150316-1	12/03/2015	16/03/2015	07/04/2015	POS	-	6.18	16	0.373	17	30.7	19.3	<0.14	24.9	<1	20.6	69.9
TPE2393	0.50-	150312-105	10/03/2015	12/03/2015	02/04/2015	POS	-	5.48	6.97	0.424	11.7	9.46	12.8	<0.14	26.4	<1	11.1	62.5
TPE2393	1.50-	150312-105	10/03/2015	12/03/2015	01/04/2015	POS	-	6.48	11.5	0.317	12	16.1	14.7	<0.14	24	<1	14.2	62.7
TPE2393	2.50-	150312-105	10/03/2015	12/03/2015	02/04/2015	POS	-	5.86	14.9	0.479	13.8	20	38.3	<0.14	18.5	<1	22.8	99
TPE2396	0.40-	150316-1	12/03/2015	16/03/2015	08/04/2015	POS	29.5	7.17	24.3	3.5	18.7	202	150	<0.14	60.9	<10	37	353
TPE2396	1.40-	150316-1	12/03/2015	16/03/2015	08/04/2015	POS	-	5.58	9.96	0.297	11.9	10.4	13.2	<0.14	23.2	<1	15.5	59.2
TPE2396	2.40-	150316-1	12/03/2015	16/03/2015	08/04/2015	POS	-	6.27	11.3	0.24	15.8	17.4	14.6	<0.14	25.4	<1	18	63.1
TPE2397	0.50-	150316-1	12/03/2015	16/03/2015	07/04/2015	POS	-	6.62	35.1	0.783	15.9	136	60.9	<0.14	29.9	<1	22.8	178
TPE2397	1.50-	150316-1	12/03/2015	16/03/2015	07/04/2015	POS	-	7.21	35.6	0.891	15	95	41.8	<0.14	26	<1	22.1	130
TPE2397	2.50-	150316-1	12/03/2015	16/03/2015	07/04/2015	POS	-	6.82	88.4	1.8	19.4	221	70.1	<0.14	19.4	<1	30.1	209
TPE2397	3.50-	150316-1	12/03/2015	16/03/2015	07/04/2015	POS	-	5.76	11.1	0.298	15.2	21.5	16.5	<0.14	25	<1	16.8	66
TPE2398	0.50-	150316-1	12/03/2015	16/03/2015	08/04/2015	POS	37.2	5.81	24.7	1.21	11	165	232	<0.14	26.6	<1	17.6	212
TPE2398	1.50-	150316-1	12/03/2015	16/03/2015	07/04/2015	POS	-	5.85	24.4	0.643	13	93.1	27	<0.14	25.4	<1	15.8	146
TPE2398	2.50-	150316-1	12/03/2015	16/03/2015	07/04/2015	POS	-	6.09	8.87	0.231	14.5	15.7	12.3	<0.14	24.7	<1	17.9	59
TPE2398	3.50-	150316-1	12/03/2015	16/03/2015	08/04/2015	POS	-	5.25	7.83	0.304	12.5	13.1	12.3	<0.14	25.9	<1	13.7	62.6
TPE2433	0.50-	150316-1	12/03/2015	16/03/2015	07/04/2015	POS	-	6.99	33.8	0.858	15.4	99.7	47.7	<0.14	25.2	<1	19.8	136
TPE2433	1.50-	150316-1	12/03/2015	16/03/2015	07/04/2015	POS	-	7.11	9.15	0.205	16.5	19.3	15.9	<0.14	26.4	<1	19.3	68.8
TPE2433	2.50-	150316-1	12/03/2015	16/03/2015	07/04/2015	POS	-	7.26	8.84	0.16	17	16.5	15.2	<0.14	25.8	<1	19.9	63.9
TPE2433	3.50-	150316-1	12/03/2015	16/03/2015	07/04/2015	POS	-	7.2	11.4	0.341	15.2	22.3	17.8	<0.14	27.6	<1	17.2	72.6
TPE2434	0.50-	150316-1	12/03/2015	16/03/2015	07/04/2015	POS	3.05	6.81	26.4	0.602	16.9	57.5	38.5	<0.14	23	<1	19.7	87.9
TPE2434	1.50-	150316-1	12/03/2015	16/03/2015	08/04/2015	POS	-	6.8	11.1	0.219	13.5	23.3	27.7	<0.14	24.1	<1	14.9	68
TPE2434	2.50-	150316-1	12/03/2015	16/03/2015	07/04/2015	POS	-	6.92	6.41	0.217	13	10.3	9.93	<0.14	26.1	<1	12.2	58.3
TPE2434	3.50-	150316-1	12/03/2015	16/03/2015	07/04/2015	POS	-	7.11	9.51	0.339	12.5	12.6	10.9	<0.14	25.4	<1	14	58.4
TPE2435	0.50-	150316-1	12/03/2015	16/03/2015	07/04/2015	POS	-	7.16	8.32	0.687	9.28	<14	16.7	<0.14	24.2	<10	9.98	64.9
TPE2435	1.50-	150316-1	12/03/2015	16/03/2015	07/04/2015	POS	-	7.75	9.36	0.175	11	11.1	11.9	<0.14	22.6	<1	11.1	58.6
TPE2435	2.50-	150316-1	12/03/2015	16/03/2015	07/04/2015	POS	-	7.53	8.48	0.221	11.1	10.4	10.4	<0.14	24	<1	11.8	56.9
TPE2435	3.50-	150316-1	12/03/2015	16/03/2015	07/04/2015	POS	-	5.72	8.7	0.278	13	15.7	15.9	<0.14	25.9	<1	15	72.4
TPE2476	0.50-	150312-105	10/03/2015	12/03/2015	08/04/2015	POS	15.3	5.61	57.6	3.54	18.2	149	294	<0.14	35.2	<1	24	670
TPE2476	1.50-	150312-105	10/03/2015	12/03/2015	03/04/2015	POS	-	5.82	12.1	0.508	13.4	25.7	28.5	<0.14	28.4	<1	15.7	122
TPE2476	2.50-	150312-105	10/03/2015	12/03/2015	02/04/2015	POS	-	6.68	7.13	0.177	12.1	9.7	10	<0.14	21.8	<1	12.3	49
TPE2478	0.50-	150402-82	31/03/2015	02/04/2015	06/05/2015	POS	-	5.13	21.9	0.623	10.8	46.6	22.6	<0.14	27.7	<1	16.2	120
TPE2478	1.50-	150402-82	31/03/2015	02/04/2015	06/05/2015	POS	-	5.7	22.6	<0.02	15.4	44.9	22.6	<0.14	21.9	<1	16.5	89.8
TPE2480	0.50-	150316-1	12/03/2015	16/03/2015	07/04/2015	POS	-	7.51	63.3	1.58	15.7	108	61.3	<0.14	26.9	<1	23.9	186
TPE2480	1.50-	150316-1	12/03/2015	16/03/2015	07/04/2015	POS	2.43	6.48	12.5	0.133	21.4	19	17.2	<0.14	28.3	<1	25.8	59.8
TPE2480	2.50-	150316-1	12/03/2015	16/03/2015	07/04/2015	POS	-	7.09	9.04	0.236	11.9	13.6	11.3	<0.14	23.8	<1	13.4	57.1
TPE2480	3.50-	150316-1	12/03/2015	16/03/2015	07/04/2015	POS	-	6.62	9.15	0.264	11.9	12.6	11.6	<0.14	24.5	<1	13.5	60
TPE2481	0.50-	150316-1	12/03/2015	16/03/2015	29/04/2015	POS	-	6.94	29.9	0.76	14.7	62.3	38.7	<0.14	23.9	<1	19.5	105
TPE2481	1.50-	150316-1	12/03/2015	16/03/2015	07/04/2015	POS	-	6.23	30.2	0.421	15	60.6	46	<0.14	24.8	<1	20.8	98.6
TPE2481	2.50-	150316-1	12/03/2015	16/03/2015	07/04/2015	POS	-	7.03	9.79	0.109	13.1	14.1	13.2	<0.14	24.9	<1	13.7	63.5
TPE2481	3.50-	150316-1	12/03/2015	16/03/2015	07/04/2015	POS	0.934	6.83	10.1	0.172	12.6	14.2	12	<0.14	24.7	<1	13.7	61.5
TPE2482	0.50-	150316-1	12/03/2015	16/03/2015	07/04/2015	POS	-	7.98	27.8	1.32	18.1	149	140	<0.14	27.4	<10	21.2	322
TPE2482	1.50-	150316-1	12/03/2015	16/03/2015	08/04/2015	POS	-	4.81	10.8	0.751	12.9	11.4	14.7	<0.14	30.3	<1	15.4	80
TPE2482	2.50-	150316-1	12/03/2015	16/03/2015	08/04/2015	POS	-	5.47	7.08	0.289	13.2	12.2	11.8	<0.14	33.5	<1	12.7	63.6
TPE2503	0.50-	150402-82	31/03/2015	02/04/2015	06/05/2015	POS	-	7.82	20.7	0.879	15	36.9	130	<0.14	22.7	<1	17.3	264
TPE2503	1.50-	150402-82	31/03/2015	02/04/2015	06/05/2015	POS	-	6.45	6.8	<0.02	12.9	7.89	12.5	<0.14	28	<1	9.31	60.1
TPE2503	2.50-	150402-82	31/03/2015	02/04/2015	06/05/2015	POS	-	6.76	12.5	0.449	14.4	12.4	26.5	<0.14	41.1	<1	14.1	88.1
TPE2519	0.50-	150316-1	12/03/2015	16/03/2015	07/04/2015	POS	-	7.91	23.1	0.873	12.5	113	63.6	<0.14	41.2	<1	17.6	144
TPE2519	1.50-	150316-1	12/03/2015	16/03/2015	07/04/2015	POS	-	7.3	17.1	0.204	15.8	27	17.6	<0.14	26.9	<1	20.3	84.1
TPE2519	2.50-	150316-1	12/03/2015	16/03/2015	08/04/2015	POS	-	6.38	38.1	<0.02	14	8.71	12.3	<0.14	27.5	<1	16.8	55
TPE2520	0.50-	150402-82	31/03/2015	02/04/2015	06/05/2015	POS	-	7.58	21.5	0.709	13.8	65.5	29.2	<0.14	28.5	<1	18.7	111
TPE2520	1.50-	150402-82	31/03/2015	02/04/2015	06/05/2015	POS	-	6.84	15.5	<0.02	15.3	29.6	17.6	<0.14	24.4	<1	14.8	68.4
TPE2520	2.50-	150402-82	31/03/2015	02/04/2015	06/05/2015	POS	-	6.35	17.8	0.693	15.3	25.3	17.3	<0.14	25.8	<1	15.8	88.4
TPE2563	0.50-	150319-95	13/03/2015	19/03/2015	09/04/2015	POS	-	6.2	7.47	0.593	11.3	13.9	13.7	<0.14	24.3	<1	12.6	64.6
TPE2563	1.50-	150319-95	13/03/2015	19/03/2015	08/04/2015	POS	-	5.64	7.56	0.468	13	10.8	11.5	<0.14	25.2	<1	14	62.9
TPE2563	2.50-	150319-95	13/03/2015	19/03/2015	09/04/2015	POS	-	4.77	10.3	0.817	12	20.9	23.7	<0.14	12.9	1.51	18.6	79.7
TPE2566	0.50-	150316-1	12/03/2015	16/03/2015	07/04/2015	POS	0.921	5.76	26.7	0.789	14.4	49.3	27.5	<0.14	22	<1	18.8	101
TPE2566	1.50-	150316-1	12/03/2015	16/03/2015	07/04/2015	POS	-	6.52	10.2	0.244	18.6	18.8	15.7	<0.14	24.7	<1	22.9	61.6
TPE2566	2.50-	150316-1	12/03/2015	16/03/2015	07/04/2015	POS	-	5.52	11	0.299	13.7	16.3	13.1	<0.14	24.2	<1	13.9	63
TPE2566	3.50-	150316-1	12/03/2015	16/03/2015	07/04/2015	POS	-	5.39	9.44	0.374	13.7	15	12.2	<0.14	23.4	<1	14.6	54.6
TPE2567	0.50-	150312-105	10/03/2015	12/03/2015	02/04/2015	POS	-	8.22	30.6	1.02	13	128	37.6	<0.14	35.5	<1	23.9	134
TPE2567	1.50-	150312-105	10/03/2015	12/03/2015	01/04/2015	POS	-	7.2	10.5	0.289	11.3	14.1	11.1	<0.14	21.6	<1	12.9	55.2
TPE2567	2.50-	150312-105	10/03/2015	12/03/2015	01/04/2015	POS	-	6.52	27.3	0.358	15.3	15.6	16.6	<0.14	11.4	<1	25.1	51.5
TPE2567	3.50-	150312-105	10/03/2015	12/03/2015	01/04/2015	POS	-	6.72	11.9	0.344	15.9	16.7	14.6	<0.14	20.5	<1	21.7	64.5
TPE2606	0.50-	150316-1	12/03/2015	16/03/2015	07/04/2015	POS	1.22	5.89	10.3	0.388	11.8	21.8	13.9	<0.14	22.3	<1	14	65
TPE2606	1.50-	150316-1	12/03/2015	16/03/2015	07/04/2015	POS	-	5.34	12.4	0.227	13.1	22.9	13.8	<0.14	23.8	<1	15.8	64.5
TPE2606	2.50-	150316-1	12/03/2015	16/03/2015	08/04/2015	POS	-	5.95	10.4	0.216	11.4	12.5	11.9	<0.14	23	<1	12.3	62.4
TPE2607	0.50-	150316-1	12/03/2015	16/03/2015	07/04/2015	POS	-	7.14	9.35	0.46	11.4	57.9	10.3	<0.14	32.2	<1	12.4	132
TPE2607	1.50-	150316-1	12/03/2015	16/03/2015	07/04/2015	POS	-	7.8	18.1	1.27	15.6	48	29.9	<0.14	27.3	<10	21.6	146
TPE2607	2.50-	150316-1	12/03/2015	16/03/2015	07/04/2015	POS	-	7.27	8.07	0.268	12.5	14.1	13.6	<0.14	23.6	<1	13.5	74.1
TPE2607	3.50-	150316-1	12/03/2015	16/03/2015	07/04/2015	POS	-	7.15	12.8	0.967	12.8	<14	13.6	<0.14	26	<10	13.1	91.5
TPE2656	0.50-	150316-1	12/03/2015	16/03/2015	07/04/2015	POS	-	6.99	10.8	0.345	12.2	16.9	13.9	<0.14	23	<1	15.4	65.4
TPE2656	1.50-	150316-1	12/03/2015	16/03/2015	07/04/2015	POS	-	6.62	12.2	0.422	13.2	18.1	12.9	<0.14	24.3	<1	14.3	71
TPE2656	2.50-	150316-1	12/03/2015	16/03/2015	07/04/2015	POS	-	7.01	9.17	0.633	12	<14	13.7	<0.14	27	<10	16.5	62.7
TPE2656	3.50-	150316-1	12/03/2015	16/03/2015	07/04/2015	POS	-	6.13	11	1.07	12.2	<14	13.8	<0.14	23.8	<10	13.1	65.5
TPE2760	0.50-	150319-95	13/03/2015	19/03/2015	09/04/2015	POS	33.6	9.8	5.84	0.75	2.48	41.4	19.7	<0.14	36.9	<1	4.46	380
TPE2763	0.50-	150319-95	13/03/2015	19/03/2015	09/04/2015	POS	41.9	6.13	16.1	1.54	9.81	65.9	54	<0.14	24.4	<1	20.1	193
TPE2763	1.50-	150319-95	13/03/2015	19/03/2015	08/04/2015	POS	-	7.05	17.3	0.653	13.4	29.3	17.9	<0.14	22.7	<1	15.3	79.7
TPE2763	2.50-	150319-95	13/03/2015	19/03/2015	08/04/2015	POS	-	7.24	25	0.737	14.9	46.7	26	<0.14	22.8	<1	18.5	106
TPE2810	0.50-	150319-95	13/03/2015	19/03/2015	09/04/2015	POS	-	6.55	11.5	0.657	12.7	20.1	22.1	<0.14	16.6	<1	18.6	106
TPE2810	1.50-	150319-95	13/03/2015	19/03/2015	08/04/2015	POS	-	5.75	8.93	0.448	11.1	13.4	11.8	<0.14	20.8	<1	11.7	54
TPE2810	2.50-	150319-95	13/03/2015	19/03/2015	09/04/2015	POS	-	6.53	8.35	0.439	12.4	12.2	11.5	<0.14	25.8	<1	13.1	64.2
TPE2814	0.50-	150319-95	13/03/2015	19/03/2015	09/04/2015	POS	-	7.96	18.4	0.732	15	30.9	23	<0.14	25.3	<1	17.7	88.9
TPE2814	1.50-	150319-95	13/03/2015	19/03/2015	08/04/2015	POS	-	7.53	15.8	0.612	12.3	24.8	16.9	<0.14	22.3	<1	14.5	76.2
TPE2814	2.50-	150319-95	13/03/2015	19/03/2015	08/04/2015	POS	-	8.21	19.5	0.577	13.6	26	22.4	<0.14	23.5	<1	16.8	73.6
TPE2814	3.50-	150319-95	13/03/2015	19/03/2015	08/04/2015	POS	-	7.1	18	0.692	13.5	29	17.9	<0.14	21.9	<1	17	82.7
TPE2814	4.50-	150319-95	13/03/2015	19/03/2015	08/04/2015	POS	-	7.12	17	0.546	13.9	31.9	16.6	<0.14	24.3	<1	17.3	82.4
TPE2856	0.50-	150326-98	25/03/2015	26/03/2015	23/04/2015	POS	-	6.28	9.98	0.664	11.8	25.9	22.7	<0.14	22.1	<1	14.7	86.1
TPE2856	1.50-	150326-98	25/03/2015	26/03/2015	23/04/2015	POS	-	5.67	15.7	0.165	13.6	30.7	31	<0.14	26.3	<1	15.1	105
TPE2856	2.50-	150326-98	25/03/2015	26/03/2015	23/04/2015	POS	1.22	6.46	9.39	0.51	11.1	9.93	11.4	<0.14	22.3	<1	11	58
TPE2856	3.50-	150326-98	25/03/2015	26/03/2015	23/04/2015	POS	-	5.92	7.75	0.64	12.5	10.7	10.2	<0.14	24.9	<1	13.7	66.4

Monitor Phase 68

Sample Descr	Sample Depth	SDG ID.	Date Sample	Received On	Date Complete	Commercial >1m RBSL / POS >1m RBSL	Soil Organic Matter (SOM)	pH	Arsenic	Cadmium	Chromium	Copper	Lead	Mercury	Nickel	Selenium	Vanadium	Zinc
							%	pH Units	mg/kg	mg/kg	mg/kg	mg/kg	mg/kg	mg/kg	mg/kg	mg/kg	mg/kg	mg/kg
TPE2936	0.50-	150312-105	10/03/2015	12/03/2015	08/04/2015	POS	-	8.04	69.5	2.88	19.6	145	93	<0.14	26.9	<1	41	312
TPE2936	1.50-	150312-105	10/03/2015	12/03/2015	02/04/2015	POS	-	6.37	8.18	0.218	13.2	10.3	9.97	<0.14	24.4	<1	17.6	54.1
TPE2936	2.50-	150312-105	10/03/2015	12/03/2015	02/04/2015	POS	-	6.58	9.84	0.307	13.2	10.9	11.2	<0.14	26	<1	17.8	60.3
TPE2936	3.50-	150312-105	10/03/2015	12/03/2015	02/04/2015	POS	-	6.53	9.99	0.64	12.3	7.42	12.9	<0.14	27.2	<1	16.5	60.6
TPE2974	0.50-	150319-95	13/03/2015	19/03/2015	09/04/2015	POS	1.2	7.23	11.1	0.701	11.2	15.5	68.7	<0.14	21.6	<1	15.7	88
TPE2974	1.50-	150319-95	13/03/2015	19/03/2015	08/04/2015	POS	-	6.9	9.56	0.512	13.4	10.4	11.2	<0.14	24.8	<1	15.5	60.7
TPE2974	2.50-	150319-95	13/03/2015	19/03/2015	08/04/2015	POS	-	7.08	10.6	0.0894	11.2	8.22	9.5	<0.14	25.3	<1	11.6	66.1
TPE2974	3.50-	150319-95	13/03/2015	19/03/2015	08/04/2015	POS	-	6.32	8.07	0.366	11.5	11.4	9.98	<0.14	24.2	<1	11.4	62.7
TPE3018	0.50-	150319-95	13/03/2015	19/03/2015	09/04/2015	POS	-	7.4	8.53	0.511	11.2	15.2	19.7	<0.14	19.6	<1	14.1	58.6
TPE3018	1.50-	150319-95	13/03/2015	19/03/2015	08/04/2015	POS	-	5.7	8.66	0.273	11.4	11.2	10.5	<0.14	22.5	<1	11.9	55.2
TPE3018	2.50-	150319-95	13/03/2015	19/03/2015	08/04/2015	POS	-	5.47	7.54	0.305	11.4	11.1	11.1	<0.14	23.3	<1	11.9	58.4
TPE3018	3.50-	150319-95	13/03/2015	19/03/2015	08/04/2015	POS	-	4.18	10	1.06	14	<14	14	<0.14	32.2	<10	15.9	69.3
TPE3100	0.50-	150319-95	13/03/2015	19/03/2015	09/04/2015	POS	-	8.33	17.1	0.719	12.8	31.3	25	<0.14	24.1	<1	16.7	89.8
TPE3100	1.50-	150319-95	13/03/2015	19/03/2015	08/04/2015	POS	-	4.89	10.7	0.553	11	17.7	16.7	<0.14	21.9	<1	15.2	89
TPE3146	0.50-	150319-95	13/03/2015	19/03/2015	09/04/2015	POS	-	7.9	11.2	0.479	12.4	18.2	185	<0.14	25.1	<1	12.2	127
TPE3146	1.50-	150319-95	13/03/2015	19/03/2015	08/04/2015	POS	-	7.79	10.2	0.394	11.7	11.9	12.6	<0.14	26.7	<1	12.8	74.6
TPE3148	0.50-	150311-94	06/03/2015	11/03/2015	07/04/2015	POS	-	6.47	18	0.451	18.4	10.3	12.3	<0.14	21.5	<1	22.6	217
TPE3148	1.80-	150311-94	06/03/2015	11/03/2015	02/04/2015	POS	-	6.42	7.08	<0.02	12.4	8.99	9.59	<0.14	23.9	<1	13.6	53.2
TPE3148	2.10-	150311-94	06/03/2015	11/03/2015	02/04/2015	POS	-	6.25	6.64	<0.02	12.1	7.28	11.3	<0.14	27.3	<1	10.7	69.6
TPE3148	3.10-	150311-94	06/03/2015	11/03/2015	03/04/2015	POS	-	6.65	10.4	0.546	10.5	14.3	11.6	<0.14	24.1	<10	11.1	58.3
TPE3196	0.50-	150319-95	13/03/2015	19/03/2015	09/04/2015	POS	45.7	7.98	19.6	1.78	29.4	50.1	107	<0.14	28.3	<1	628	182
TPE3196	1.50-	150319-95	13/03/2015	19/03/2015	08/04/2015	POS	-	5.1	15.9	1.15	14.1	19.6	21.5	0.407	32.7	<10	18.5	80.3
TPE3196	2.50-	150319-95	13/03/2015	19/03/2015	08/04/2015	POS	-	6.73	25.4	0.495	17.6	36.4	36.1	<0.14	34.3	<1	58.7	98.6
TPE3244	0.50-	150407-35	20/03/2015	07/04/2015	07/05/2015	POS	-	8.07	36.6	0.824	11.8	89.6	137	5.01	31.1	<1	51.9	315
TPE3244	1.50-	150407-35	20/03/2015	07/04/2015	07/05/2015	POS	-	8.18	29.2	0.7	17.4	494	156	8.26	36.4	<1	80.6	200
TPE3244	2.50-	150407-35	20/03/2015	07/04/2015	07/05/2015	POS	-	7.79	15.1	0.52	11.7	43.5	27.4	1.41	24.6	<1	22.5	137
TPE3299	0.50-	150311-94	06/03/2015	11/03/2015	03/04/2015	POS	-	6.75	35.2	1.13	13.9	57	26.8	<0.14	14.1	<1	22.9	146
TPE3299	1.50-	150311-94	06/03/2015	11/03/2015	04/04/2015	POS	-	5.96	10.5	<0.02	13.1	16.6	13.1	<0.14	23.5	<1	13.1	63.4
TPE3299	2.50-	150311-94	06/03/2015	11/03/2015	04/04/2015	POS	-	6.15	7.82	<0.02	12	8.31	8.7	<0.14	22.2	<1	11.2	49.9
TPE3301	0.50-	150311-94	06/03/2015	11/03/2015	03/04/2015	POS	-	6.6	23.1	0.287	18.3	14.8	20.8	<0.14	34.8	<1	22.8	173
TPE3301	1.50-	150311-94	06/03/2015	11/03/2015	03/04/2015	POS	-	7.24	10.1	0.434	12.2	<14	12.6	<0.14	26.8	<10	12.7	76.2
TPE3301	2.50-	150311-94	06/03/2015	11/03/2015	03/04/2015	POS	-	5.53	7.5	0.277	11.7	11.3	10.7	<0.14	25.3	<1	12	60
TPE3301	3.50-	150311-94	06/03/2015	11/03/2015	04/04/2015	POS	-	5.82	9.72	0.555	11.9	<14	17	<0.14	28.5	<10	14.2	58.6
TPE3310	0.50-	150407-35	20/03/2015	07/04/2015	07/05/2015	POS	17.2	6.4	36	1.27	14.1	74.8	58.6	<0.14	27.7	<1	24.3	132
TPE3310	1.50-	150407-35	20/03/2015	07/04/2015	07/05/2015	POS	-	7.94	9.15	1.99	12.9	<14	17.8	<1.4	33.6	<10	16.8	115
TPE3310	2.50-	150407-35	20/03/2015	07/04/2015	07/05/2015	POS	-	7.07	10.1	0.488	14.4	15.7	17.1	<0.14	23.5	<1	16.5	71.2
TPE3375	0.50-	150407-35	20/03/2015	07/04/2015	07/05/2015	POS	-	8.24	28.8	1.38	16.3	66	117	<0.14	26.1	<1	22.1	342
TPE3375	1.50-	150407-35	20/03/2015	07/04/2015	07/05/2015	POS	-	5.55	13.4	<0.02	15.9	24.7	26.3	<0.14	22.6	<1	15.9	108
TPE3375	2.50-	150407-35	20/03/2015	07/04/2015	07/05/2015	POS	-	6.4	8.61	0.453	12.8	15.3	15	<0.14	21.7	<1	13.2	57.7
TPE3463	0.50-	150407-35	20/03/2015	07/04/2015	07/05/2015	Commercial	-	7.93	30.5	1.52	102	91.8	106	0.261	43.4	<1	37.7	276
TPE3463	1.50-	150407-35	20/03/2015	07/04/2015	07/05/2015	Commercial	-	7.21	10.5	0.444	12.8	11.6	12.5	<0.14	24.2	<1	13.8	64.4
TPE3463	2.50-	150407-35	20/03/2015	07/04/2015	07/05/2015	Commercial	-	7.38	8.75	0.383	13.4	12.9	17.5	<0.14	21.8	<1	11.6	77.4
TPE3464	0.50-	150309-45	05/03/2015	09/03/2015	02/04/2015	POS	1.01	6.14	8.48	0.316	8.82	10.8	10.7	<0.14	19.1	<1	9.66	52.3
TPE3464	1.50-	150309-45	05/03/2015	09/03/2015	02/04/2015	POS	-	5.92	8.07	0.218	12.9	10.7	10.6	<0.14	24.2	<1	14.9	56
TPE3464	2.50-	150309-45	05/03/2015	09/03/2015	01/04/2015	POS	-	6.81	8.77	0.365	12.7	15.6	13.1	<0.14	26.5	<1	13	68.8
TPE3464	3.50-	150309-45	05/03/2015	09/03/2015	01/04/2015	POS	-	6.22	7.97	0.395	10.9	12.7	11.1	<0.14	23.3	<1	11.9	58.9
TPE3481	0.50-	150407-35	20/03/2015	07/04/2015	07/05/2015	POS	7.28	7.8	259	2.83	21.8	1150	2040	<1.4	41.1	<10	33.6	3940
TPE3481	2.50-	150407-35	20/03/2015	07/04/2015	06/05/2015	POS	-	7.68	92.2	1.3	14.4	313	1020	<0.14	28.5	<1	22.5	1630
TPE3481	3.50-	150407-35	20/03/2015	07/04/2015	06/05/2015	POS	-	6.72	161	1.14	15.5	478	703	0.286	29.3	<1	22.7	1970
TPE3481	4.50-	150407-35	20/03/2015	07/04/2015	07/05/2015	POS	-	6.78	45.1	0.831	13.7	125	471	<0.14	24.7	<1	18.6	736
TPE3483	0.50-	150309-45	05/03/2015	09/03/2015	02/04/2015	POS	-	6.49	8.25	0.778	11.5	<14	13.1	<0.14	26.2	<10	12.2	60
TPE3483	1.50-	150309-45	05/03/2015	09/03/2015	02/04/2015	POS	-	6.87	7.72	0.772	11.3	8.97	10.1	<0.14	24.7	<1	11.6	87.8
TPE3483	2.50-	150309-45	05/03/2015	09/03/2015	31/03/2015	POS	-	6.92	7.75	0.516	9.55	9.9	11.7	<0.14	21.3	<1	10.1	60.7
TPE3483	3.50-	150309-45	05/03/2015	09/03/2015	02/04/2015	POS	-	7.28	7.58	0.479	10.8	10.8	11.5	<0.14	24.1	<1	11.9	58.6
TPE3484	0.50-	150309-45	05/03/2015	09/03/2015	02/04/2015	Commercial	-	7.03	8.67	0.182	11.6	12.5	12.9	<0.14	22.7	<1	12.4	60.2
TPE3484	1.50-	150309-45	05/03/2015	09/03/2015	01/04/2015	Commercial	0.9	7.61	9.65	0.46	8.81	10.5	11.1	<0.14	21	<1	9.98	53.6
TPE3484	2.50-	150309-45	05/03/2015	09/03/2015	01/04/2015	Commercial	-	7.55	7.79	1.83	9.1	11.1	13	<0.14	20.8	<1	9.84	53.9
TPE3484	3.50-	150309-45	05/03/2015	09/03/2015	01/04/2015	Commercial	-	7.63	9.57	0.62	10.7	9.08	12.1	<0.14	23.3	<1	13.9	60
TPE3484	4.50-	150309-45	05/03/2015	09/03/2015	01/04/2015	Commercial	-	6.84	9.48	1.88	10.3	11	10.8	<0.14	23	<1	10.7	62.8
TPE3486	0.50-	150407-35	20/03/2015	07/04/2015	07/05/2015	Commercial	-	8.38	76.6	1.74	17.8	397	361	0.845	42.5	<1	36.7	802
TPE3557	0.50-	150309-45	05/03/2015	09/03/2015	02/04/2015	Commercial	-	6.38	9.11	<0.02	17.3	9.2	14.8	<0.14	29.1	<1	16.5	55.6
TPE3557	1.50-	150309-45	05/03/2015	09/03/2015	02/04/2015	Commercial	-	5.79	7.22	0.27	13.3	6.92	15.9	<0.14	29	<1	16.8	56.7
TPE3557	2.50-	150309-45	05/03/2015	09/03/2015	01/04/2015	Commercial	-	6.71	6.47	0.164	11.6	10.3	12.9	<0.14	23.4	<1	11.5	59.4
TPE3558	0.50-	150311-94	06/03/2015	11/03/2015	03/04/2015	Commercial	-	5.58	8.68	0.487	10.8	19.6	21.1	<0.14	21.1	<1	10.9	82.6
TPE3558	1.50-	150311-94	06/03/2015	11/03/2015	06/04/2015	Commercial	0.833	6.35	9.6	0.577	9.76	<14	10.6	<0.14	22.3	<10	11.8	66.1
TPE3558	2.50-	150311-94	06/03/2015	11/03/2015	07/04/2015	Commercial	-	6.74	9.18	<0.02	11.2	9.03	11.1	<0.14	22.7	<1	12.2	56.3
TPE3558	3.50-	150311-94	06/03/2015	11/03/2015	03/04/2015	Commercial	-	6.87	6.65	<0.02	14	5.99	9.45	<0.14	17.3	<1	10.6	34
TPE3559	0.50-	150407-35	20/03/2015	07/04/2015	07/05/2015	Commercial	1	6.2	5.91	0.543	9.1	8.26	9.09	<0.14	19.8	<1	9.36	45.2
TPE3559	1.50-	150407-35	20/03/2015	07/04/2015	06/05/2015	Commercial	-	6.28	8.17	0.535	10.8	10.9	10.5	<0.14	23	<1	13.2	59.8
TPE3559	2.50-	150407-35	20/03/2015	07/04/2015	05/05/2015	Commercial	-	6.35	9.14	0.506	12.6	13.9	12.3	<0.14	26	<1	12.8	69.1
TPE3559	3.50-	150407-35	20/03/2015	07/04/2015	06/05/2015	Commercial	-	6.47	7.48	0.398	14.2	7.27	13.6	<0.14	33.2	<1	16.1	58.5
TPE3559	4.50-	150407-35	20/03/2015	07/04/2015	02/05/2015	Commercial	-	7.08	5.65	0.256	10.5	11.4	12	<0.14	13	<1	18.8	29
TPE3560	0.50-	150326-98	25/03/2015	26/03/2015	24/04/2015	POS	-	7.73	45.6	1.07	13.9	176	448	<0.14	29.4	<1	19	811
TPE3560	0.50-	150407-35	20/03/2015	07/04/2015	07/05/2015	POS	-	8.35	99.3	1.6	9.13	2240	1150	<0.14	18.8	<1	17.2	2060
TPE3560	1.50-	150326-98	25/03/2015	26/03/2015	23/04/2015	POS	-	7.63	49.8	1.41	15.5	192	380	0.591	30.7	<1	27.5	776
TPE3560	1.50-	150407-35	20/03/2015	07/04/2015	06/05/2015	POS	-	8.41	50.8	1.22	13	149	732	<0.14	25.5	<1	16.2	1350
TPE3560	2.50-	150407-35	20/03/2015	07/04/2015	07/05/2015	POS	-	5.29	12.9	0.416	12.6	28	38	<0.14	23.8	<1	14.2	112
TPE3560	3.50-	150407-35	20/03/2015	07/04/2015	07/05/2015	POS	-	6.78	8.74	0.362	12.1	18.7	12.9	<0.14	24.8	<1	13.5	59.3
TPE3560	4.50-	150407-35	20/03/2015	07/04/2015	07/05/2015	POS	-	6.37	9.94	0.518	12.2	24.8	43.1	<0.14	27	<1	13.1	97.3
TPE3561	0.50-	150326-98	25/03/2015	26/03/2015	24/04/2015	POS	-	7.62	133	4.4	17.5	440	2990	0.422	42	<1	28.3	5440
TPE3561	1.50-	150326-98	25/03/2015	26/03/2015	23/04/2015	POS	-	4.15	14	1.84	14.5	21.1	45.7	<1.4	39.7	<10	18.1	155
TPE3568	0.50-	150312-105	10/03/2015	12/03/2015	02/04/2015	POS	-	6.56	12.3	0.663	13.1	15.3	24.7	<0.14	24.3	<1	14.9	107
TPE3568	1.50-	150312-105	10/03/2015	12/03/2015	01/04/2015	POS	-	7.49	18.6	0.742	14.7	24.5	29.7	<0.14	26.9	<10	14.8	137
TPE3568	2.50-	150312-105	10/03/2015	12/03/2015	02/04/2015	POS	-	7.44	11.1	<0.02	11.7	13.3	12.9	<0.14	22.9	<1	12.4	63
TPE3568	3.50-	150312-105	10/03/2015	12/03/2015	01/04/2015	POS	-	7.76	10.9	0.775	13.4	<14	16.8	<0.14	24.3	<10	17.2	71.5
TPE3570	0.50-	150319-95	13/03/2015	19/03/2015	09/04/2015	POS	14	8.61	20.1	1.98	13.8	40	118	<0.14	27	<1	20.6	274
TPE3570	1.50-	150319-95	13/03/2015	19/03/2015	08/04/2015	POS	-	8.44	37.6	0.955	16.8	51.9	97.2	0.896	24.6	<1	24.7	207
TPE3570	2.50-	150319-95	13/03/2015	19/03/2015	08/04/2015	POS	-	8.42	28.1	0.83	15.9	54.6	59.1	<0.14	23.5	<1	24.8	122
TPE3570	3.50-	150319-95	13/03/2015	19/03/2015	08/04/2015	POS	-	7.39	19.1	0.917	20.9	44.3	66.8	<0.14	26.4	<1	29	200
TPE3570	4.50-	150319-95	13/03/2015	19/03/2015	08/04/2015	POS	-	5.65	32.7	1.31	16.3	73.3	36.2	<0.14	20	<1	22.5	121
TPE3572	0.50-	150407-35	20/03/2015	07/04/2015	07/05/2015	POS	-	8.48	10.4	0.404	6.66	46.1	85	<0.14	10.8	<1	8.5	321
TPE3572	1.50-	150407-35	20/03/2015	07/04/2015	06/05/2015	POS	-	8.69	24.2	0.874	8.73	89.7	212	<0.14	17.8	<1	17.7	868
TPE3572	2.50-	150407-35	20/03/2015	07/04/2015	07/05/2015	POS	-	3.8	15.1	0.749	11.9	19	15.7	<0.14	14.6	<1	18.5	133
TPE3572	3.50-	150407-35	20/03/2015	07/04/2015	07/05/2015	POS	-	5.98	8	0.388	11.1	11	11.7	<0.14	21.4	<1	12.1	60.8
TPE3572	4.50-	150407-35	20/03/2015	07/04/2015	07/05/2015	POS	-	6.72	8.47	0.433	11.2	16.1	14.5	<0.14	23	<1	12.4	78.9
TPE3574	0.50-	150311-94	06/03/2015	11/03/2015	06/04/2015	Commercial	-	9.04	21.2	0.378	4.35	17.2	47	<0.14	2.95	<1	4.28	98.1
TPE3574	1.50-	150311-94	06/03/2015	11/03/2015	06/04/2015	Commercial	-	8.9	<0.6	0.242	3.15	<1.4	2.26	0.436	0.384	<1	1.64	7.82
TPE3574	2.30-	150311-94	06/03/2015	11/03/2015	06/04/2015	Commercial	-	9.34	1.32	0.241	3.16	4.34	25.9	0.473	0.413	<1	2.12	97.8
TPE3575	0.50-	150311-94	06/03/2015	11/03/2015	03/04/2015	Commercial	-	9.43	1.5	0.283	4.05	5.39	7.23	<0.14	1.34	<1	2.03	25
TPE3575	1.50-	150311-94	06/03/2015	11/03/2015	03/04/2015	Commercial	-	9.34	3.14	0.13	20.5	6.63	25.9	0.29	7.1	<1	20.3	63.2
TPE3575	2.50-	150311-94	06/03/2015	11/03/2015	03/04/2015	Commercial	-	8.07	7.67	<0.02	16.5	22.1	13.5	<0.14	38.1	<1	16.4	70

Monitor Phase 68

Sample Descr	Sample Depth	SDG ID.	Date Sample	Received On	Date Complete	Commercial >1m RBSL POS >1m RBSL	Soil Organic Matter (SOM)	pH	Arsenic	Cadmium	Chromium	Copper	Lead	Mercury	Nickel	Selenium	Vanadium	Zinc
							%	pH Units	mg/kg	mg/kg	mg/kg	mg/kg	mg/kg	mg/kg	mg/kg	mg/kg	mg/kg	mg/kg
TPE3576	0.50-	150311-94	06/03/2015	11/03/2015	07/04/2015	Commercial	-	6.3	8.31	0.36	8.59	11.2	11.4	<0.14	19.9	<1	9.6	54.3
TPE3576	1.50-	150311-94	06/03/2015	11/03/2015	07/04/2015	Commercial	-	6.47	8.58	<0.02	9.6	8.86	9.19	<0.14	21.6	<1	9.67	54.3
TPE3577	0.50-	150311-94	06/03/2015	11/03/2015	03/04/2015	Commercial	-	7.02	6.21	0.354	9.3	8.77	8.6	<0.14	19.1	<1	9.4	53
TPE3577	1.50-	150311-94	06/03/2015	11/03/2015	06/04/2015	Commercial	-	6.76	6.72	<0.02	10.8	10.6	9.77	<0.14	24.6	<1	11.1	56.4
TPE3577	2.50-	150311-94	06/03/2015	11/03/2015	02/04/2015	Commercial	-	7.24	8.9	<0.02	12.7	13.9	13.2	<0.14	27.6	<1	13.4	61.7
TPE3577	3.50-	150311-94	06/03/2015	11/03/2015	06/04/2015	Commercial	-	7.24	7.58	0.246	10.7	10.5	11.1	<0.14	23.1	<1	11.8	56
TPE3578	0.50-	150407-35	20/03/2015	07/04/2015	07/05/2015	Commercial	1.19	6.82	8.52	0.344	10.5	12.4	10.2	<0.14	21.6	<1	10.9	62.8
TPE3578	1.50-	150407-35	20/03/2015	07/04/2015	07/05/2015	Commercial	-	7.02	7.48	0.38	8.14	14.6	9.83	<0.14	19.6	<1	9.59	61
TPE3578	2.50-	150407-35	20/03/2015	07/04/2015	07/05/2015	Commercial	-	6.8	12.5	0.445	14.2	31.7	42.4	<0.14	27.8	<1	15	126
TPE3578	3.50-	150407-35	20/03/2015	07/04/2015	06/05/2015	Commercial	-	7.05	8.04	0.274	11.5	10.2	10.1	<0.14	25.4	<1	12.3	58.7
TPE3646	0.50-	150407-35	20/03/2015	07/04/2015	07/05/2015	Commercial	-	7.68	8.74	0.254	9.66	9.44	9.15	<0.14	20.8	<1	11.5	54.2
TPE3646	1.50-	150407-35	20/03/2015	07/04/2015	07/05/2015	Commercial	-	6.27	8.46	0.483	11.8	20.6	12.6	<0.14	27	<1	12.9	58
TPE3646	2.50-	150407-35	20/03/2015	07/04/2015	07/05/2015	Commercial	-	7.44	9.3	0.312	18.1	12.8	14.5	<0.14	35.1	<1	21.7	63.5
TPE3646	3.50-	150407-35	20/03/2015	07/04/2015	07/05/2015	Commercial	-	5.86	7.94	0.37	14.4	11.8	12.5	<0.14	33.2	<1	16.1	61.2
TPE3647	0.50-	150311-94	06/03/2015	11/03/2015	03/04/2015	Commercial	-	6.45	7.28	0.326	13.9	8.41	14.2	<0.14	32.5	<1	14.6	57.6
TPE3647	1.50-	150311-94	06/03/2015	11/03/2015	02/04/2015	Commercial	-	6.9	8	0.152	16.1	7.91	13.6	<0.14	25.1	<1	19.7	49.9
TPE3647	2.50-	150311-94	06/03/2015	11/03/2015	03/04/2015	Commercial	-	7.08	7.71	<0.02	15.8	6.96	12.2	<0.14	24	<1	17.3	49.2
TPE3648	0.50-	150311-94	06/03/2015	11/03/2015	03/04/2015	Commercial	1.16	6.58	9.3	0.421	9.7	13.1	12.9	<0.14	23.1	<1	10.3	60.8
TPE3648	1.50-	150311-94	06/03/2015	11/03/2015	03/04/2015	Commercial	-	7.13	7.39	<0.02	9.43	9.9	9.9	<0.14	21.2	<1	9.86	53.4
TPE3649	0.50-	150311-94	06/03/2015	11/03/2015	03/04/2015	Commercial	-	6.77	7.56	0.364	9.2	11.4	11.6	<0.14	20.2	<1	10.7	54.2
TPE3649	1.50-	150311-94	06/03/2015	11/03/2015	03/04/2015	Commercial	-	6.6	7.17	0.125	12.7	8.2	11.3	<0.14	26.1	<1	12.2	53.2
TPE3649	2.50-	150311-94	06/03/2015	11/03/2015	07/04/2015	Commercial	-	5.62	6.47	0.0907	14.7	23.2	13.2	<0.14	32.6	<1	15.6	63.5
TPE3650	0.50-	150311-94	06/03/2015	11/03/2015	03/04/2015	Commercial	<0.35	9.09	1.54	0.302	4.18	4.44	6.91	<0.14	2.83	<1	3.28	33.6
TPE3651	0.50-	150311-94	06/03/2015	11/03/2015	03/04/2015	Commercial	-	8.91	<0.6	0.264	3.52	1.54	<0.7	<0.14	1.17	<1	2.16	9
TPE3651	1.70-	150311-94	06/03/2015	11/03/2015	03/04/2015	Commercial	-	7.41	275	12.8	15.3	800	5050	<0.14	53.1	<10	32	19600
TPE3652	0.50-	150407-35	20/03/2015	07/04/2015	07/05/2015	Commercial	-	9.26	<0.6	0.269	3.59	2.73	3.78	<0.14	0.881	<1	1.99	12.1
TPE3652	1.50-	150407-35	20/03/2015	07/04/2015	07/05/2015	Commercial	-	8.97	<0.6	0.303	3.27	<1.4	<0.7	0.503	0.276	<1	1.4	3.73
TPE3652	2.50-	150407-35	20/03/2015	07/04/2015	07/05/2015	Commercial	-	8.9	<0.6	0.336	3.75	1.62	1.17	<0.14	1.2	<1	2.39	13.6
TPE3655	0.50-	150311-94	06/03/2015	11/03/2015	03/04/2015	Commercial	-	5.25	8.74	0.334	12.2	14.7	12.2	<0.14	20.1	<1	14.4	51.1
TPE3655	0.50-	150319-95	13/03/2015	19/03/2015	09/04/2015	Commercial	-	6.85	15.7	0.623	14.5	25.3	29.3	<0.14	24	<1	17.5	106
TPE3655	1.50-	150311-94	06/03/2015	11/03/2015	03/04/2015	Commercial	0.914	6.99	13.4	0.691	13.5	<14	33	<0.14	26.5	<10	18.7	61.1
TPE3655	1.50-	150319-95	13/03/2015	19/03/2015	08/04/2015	Commercial	-	5.86	8.23	0.372	14.1	11.4	10.8	<0.14	25	<1	13	66.4
TPE3655	2.50-	150311-94	06/03/2015	11/03/2015	03/04/2015	Commercial	-	6.75	6.68	<0.02	12.1	6.94	8.96	<0.14	25.5	<1	11.4	55.6
TPE3655	3.50-	150311-94	06/03/2015	11/03/2015	04/04/2015	Commercial	-	6.76	9.62	<0.02	13.1	11	11.7	<0.14	27	<1	13.1	58.8
TPE3656	0.50-	150312-105	10/03/2015	12/03/2015	02/04/2015	Commercial	3.95	5.75	10.6	0.287	16.5	20.2	20.4	<0.14	25.6	<1	19.2	69.5
TPE3656	1.50-	150312-105	10/03/2015	12/03/2015	02/04/2015	Commercial	-	6.06	9.4	<0.02	12	13.2	14.9	<0.14	22.8	<1	12	66.2
TPE3656	2.50-	150312-105	10/03/2015	12/03/2015	02/04/2015	Commercial	-	5.8	7.25	<0.02	10.6	11.5	10.8	<0.14	22.3	<1	10.9	53.4
TPE3656	3.50-	150312-105	10/03/2015	12/03/2015	01/04/2015	Commercial	-	6.39	8.72	<0.02	11.5	10.8	12.6	<0.14	25.6	<1	12.5	59
TPE3658	0.50-	150311-94	06/03/2015	11/03/2015	03/04/2015	Commercial	-	6.67	20.1	1.8	21.3	36.3	27.4	<0.14	20.4	1.39	26	175
TPE3658	1.50-	150311-94	06/03/2015	11/03/2015	04/04/2015	Commercial	-	6.87	10.4	0.421	14.3	15.7	12.8	<0.14	26.8	<10	16.2	63.6
TPE3659	0.50-	150312-105	10/03/2015	12/03/2015	02/04/2015	Commercial	-	6.83	9.5	0.463	11.6	13.6	14.3	<0.14	27	<1	12.6	90.8
TPE3659	1.30-	150312-105	10/03/2015	12/03/2015	02/04/2015	Commercial	-	6.8	8.43	<0.02	10.3	10.8	10.5	<0.14	22	<1	10.5	52.6
TPE3659	2.30-	150312-105	10/03/2015	12/03/2015	01/04/2015	Commercial	-	6.71	9.29	<0.02	11.8	10.3	12	<0.14	25.8	<1	11.8	58.5
TPE3659	3.30-	150312-105	10/03/2015	12/03/2015	01/04/2015	Commercial	-	7.48	19.7	0.683	14.9	24.9	30	<0.14	26	<10	14.9	136
TPE3659	4.30-	150312-105	10/03/2015	12/03/2015	01/04/2015	Commercial	-	7.67	7.71	0.21	17.7	12.3	12.8	<0.14	28.9	<1	17.5	62.1
TPE3660	0.50-	150319-95	13/03/2015	19/03/2015	09/04/2015	Commercial	-	7.18	9.96	0.489	11.2	16.3	13.7	<0.14	19.5	<1	13.9	64.7
TPE3660	1.50-	150319-95	13/03/2015	19/03/2015	08/04/2015	Commercial	-	7.15	9.44	0.342	11.1	12.8	12.3	<0.14	20.5	<1	11.9	57.1
TPE3660	2.50-	150319-95	13/03/2015	19/03/2015	08/04/2015	Commercial	-	7.3	10	0.379	11.8	12.9	15.1	<0.14	24.2	<1	12.9	59.9
TPE3662	0.50-	150311-94	06/03/2015	11/03/2015	06/04/2015	Commercial	<0.35	8.87	3.29	0.301	4.43	5.17	7.5	<0.14	2.74	<1	4.06	19.5
TPE3663	0.50-	150311-94	06/03/2015	11/03/2015	03/04/2015	Commercial	-	6.42	8.48	0.215	14.6	8.93	13.2	<0.14	31.6	<1	15.7	59.7
TPE3663	1.50-	150311-94	06/03/2015	11/03/2015	04/04/2015	Commercial	-	6.62	7.97	<0.02	15.9	7.41	13.5	<0.14	33.9	<1	15.7	58.7
TPE3664	0.50-	150311-94	06/03/2015	11/03/2015	03/04/2015	Commercial	-	6.67	7.44	0.227	15.7	7.09	12.8	<0.14	30.7	<1	17.5	62.5
TPE3666	0.50-	150326-98	25/03/2015	26/03/2015	23/04/2015	Commercial	-	8.33	6.05	<0.02	9.31	10.4	11.8	<0.14	19.4	<1	8.95	74.6
TPE3666	1.50-	150326-98	25/03/2015	26/03/2015	23/04/2015	Commercial	-	7.44	8.71	0.312	12.4	19.1	11.4	<0.14	27	<1	13.7	62.2
TPE3666	2.50-	150326-98	25/03/2015	26/03/2015	23/04/2015	Commercial	-	7.26	8.86	0.599	18.1	12.1	14.4	<0.14	39	<1	19.1	66.3
TPE3666	3.50-	150326-98	25/03/2015	26/03/2015	24/04/2015	Commercial	0.507	6.76	6.4	0.239	13.2	10.2	10	<0.14	26	<1	13.8	48.8
TPE3723	0.50-	150326-98	25/03/2015	26/03/2015	23/04/2015	Commercial	-	11.2	5.95	0.345	6.86	9.01	17.3	<0.14	8.87	<1	8.02	64.7
TPE3724	0.50-	150326-98	25/03/2015	26/03/2015	24/04/2015	Commercial	-	8.68	5.62	0.371	7.48	8.91	14.5	<0.14	11.8	<1	9.13	58.5
TPE3724	1.50-	150326-98	25/03/2015	26/03/2015	23/04/2015	Commercial	1.57	6.68	7.04	0.514	12.1	16.5	11	<0.14	25.3	<1	12.6	58.7
TPE3724	2.50-	150326-98	25/03/2015	26/03/2015	23/04/2015	Commercial	-	7.12	9.01	0.436	15.6	10.4	13.3	<0.14	34.6	<1	16.2	58.5
TPE3724	3.50-	150326-98	25/03/2015	26/03/2015	23/04/2015	Commercial	-	7	7.48	0.435	15.6	12.4	14.9	<0.14	40.8	<1	15.5	65.1
TPE3724	4.50-	150326-98	25/03/2015	26/03/2015	23/04/2015	Commercial	-	7.56	8.15	0.482	16	13.2	13	<0.14	35.8	<1	17.2	60.6
TPE3725	0.50-	150311-94	06/03/2015	11/03/2015	03/04/2015	Commercial	0.367	6.85	8.43	0.318	12.6	11.4	23.3	<0.14	28.8	<1	13.8	73.2
TPE3725	1.50-	150311-94	06/03/2015	11/03/2015	07/04/2015	Commercial	-	6.79	8.19	0.112	18	9.25	13.3	<0.14	33.6	<1	19.8	62.1
TPE3725	2.50-	150311-94	06/03/2015	11/03/2015	07/04/2015	Commercial	-	7.03	6.53	0.0532	16	7.07	12.7	<0.14	22.2	<1	20.8	41.5
TPE3726	0.50-	150311-94	06/03/2015	11/03/2015	03/04/2015	Commercial	-	6.99	9.12	0.238	13.2	10.7	17.5	<0.14	23.9	<1	13.6	56.3
TPE3726	1.50-	150311-94	06/03/2015	11/03/2015	04/04/2015	Commercial	-	6.99	10.6	<0.02	20.4	12.7	17.6	<0.14	46.5	<1	21.5	72.6
TPE3726	2.50-	150311-94	06/03/2015	11/03/2015	02/04/2015	Commercial	-	6.76	8.68	<0.02	15.8	7.87	14.3	<0.14	34.1	<1	16.5	60.5
TPE3727	0.50-	150311-94	06/03/2015	11/03/2015	03/04/2015	Commercial	-	6	5.3	0.346	10	8.64	10.1	<0.14	16.8	<1	10.3	50.2
TPE3727	1.50-	150311-94	06/03/2015	11/03/2015	03/04/2015	Commercial	-	7.23	8.54	0.226	16.3	10.1	12.7	<0.14	29.6	<1	17.8	54.5
TPE3727	2.50-	150311-94	06/03/2015	11/03/2015	03/04/2015	Commercial	0.422	7.39	7.05	0.209	13.8	6.98	11.7	<0.14	30.3	<1	14.1	55.5
TPE3728	0.50-	150311-94	06/03/2015	11/03/2015	03/04/2015	Commercial	-	7.18	6.32	0.267	12.5	7.39	11.3	<0.14	25.4	<1	13.3	48.8
TPE3728	1.50-	150311-94	06/03/2015	11/03/2015	03/04/2015	Commercial	-	7.24	7.43	0.054	14	9.33	12.1	<0.14	23.2	<1	15.2	53.5
TPE3730	0.50-	150311-94	06/03/2015	11/03/2015	03/04/2015	Commercial	0.695	9.57	2.69	0.313	5.51	6.84	10.3	<0.14	3.36	<1	4.77	83.3
TPE3730	1.50-	150311-94	06/03/2015	11/03/2015	03/04/2015	Commercial	-	9.33	<0.6	0.256	3.32	<1.4	<0.7	<0.14	0.669	<1	1.79	5.36
TPE3730	2.50-	150311-94	06/03/2015	11/03/2015	03/04/2015	Commercial	-	9.57	<0.6	0.285	3.52	<1.4	<0.7	<0.14	0.528	<1	1.93	4.81
TPE3730	3.00-	150311-94	06/03/2015	11/03/2015	03/04/2015	Commercial	-	8.46	4.08	0.174	5.89	5.31	5.11	<0.14	9.28	<1	5.96	29.3
TPE3731	0.50-	150311-94	06/03/2015	11/03/2015	03/04/2015	Commercial	-	9.52	<0.6	0.284	3.9	<1.4	<0.7	<0.14	0.933	<1	2.15	4.93
TPE3734	0.50-	150311-94	06/03/2015	11/03/2015	06/04/2015	Commercial	-	6.84	9	0.334	15.5	12.6	14.7	<0.14	15.7	<1	17.7	37.9
TPE3734	1.50-	150311-94	06/03/2015	11/03/2015	03/04/2015	Commercial	-	6.79	7.93	0.351	13.2	<14	10.8	<0.14	21.2	<10	14.9	52.4
TPE3734	2.50-	150311-94	06/03/2015	11/03/2015	03/04/2015	Commercial	-	7.29	7.97	<0.02	9.7	10.8	10.5	<0.14	20.6	<1	9.84	53.5
TPE3734	3.50-	150311-94	06/03/2015	11/03/2015	03/04/2015	Commercial	-	6.87	10.1	<0.02	14	13.2	27.6	<0.14	24.1	<1	13.7	78
TPE3739	0.50-	150311-94	06/03/2015	11/03/2015	03/04/2015	Commercial	-	9.16	<0.6	0.24	3.16	<1.4	<0.7	<0.14	0.691	<1	1.47	4.56
TPE3740	0.50-	150311-94	06/03/2015	11/03/2015	03/04/2015	Commercial	-	6.52	7.12	0.275	15.2	9.4	13.9	<0.14	31.4	<1	17.4	57.2
TPE3740	1.50-	150311-94	06/03/2015	11/03/2015	03/04/2015	Commercial	-	6.6	7.79	<0.02	15.6	10	13.7	<0.14	32.8	<1	15.2	56.3
TPE3740	2.50-	150311-94	06/03/2015	11/03/2015	03/04/2015	Commercial	-	6.82	7.14	0.481	14.4	7.33	12.7	<0.14	25	<1	14.8	45
TPE3741	1.00-	150311-94	06/03/2015	11/03/2015	07/04/2015	Commercial	-	6.98	7.75	0.292	14.6	10.1	13.4	<0.14	33.8	<1	15.3	57
TPE3741	2.00-	150311-94	06/03/2015	11/03/2015	03/04/2015	Commercial	-	7.37	8.17	0.532	18.6	8.51	14.1	<0.14	28.2	<1	18.6	53.1
TPE3741	3.00-	150311-94	06/03/2015	11/03/2015	03/04/2015	Commercial	-	7.53	7.93	0.479	15.4	6.86	10.1	<0.14	15.1	<1	15.6	28.7
TPE3743	0.50-	150407-35	20/03/2015	07/04/2015	07/05/2015	Commercial	0.874	7.65	9.91	0.299	10.4	11.5	12.3	<0.14	21.3	<1	13.3	58.2
TPE3743	1.50-	150407-35	20/03/2015	07/04/2015	07/05/2015	Commercial	-	6.5	9.28	0.387	10.1	12.6	11.2	<0.14	22.5	<1	11.3	59.2
TPE3743	2.50-	150407-35	20/03/2015	07/04/2015	06/05/2015	Commercial	-	7.31	8	0.431	12.4	18.2	12.2	<0.14	27.9	<1	13.6	64.1
TPE3743	3.50-	150407-35	20/03/2015	07/04/2015	07/05/2015	Commercial	-	7.31	8.63	0.37	15.2	16.1	19.1	<0.14	33.6	<1	16.3	76.5
TPE3743	4.50-	150407-35	20/03/2015	07/04/2015	07/05/2015	Commercial	-	8.38	7.76	0.324	14.4	13.7	14	<0.14	29.7	<1	15.1	60.2
TPE3789	0.50-	150407-35	20/03/2015	07/04/2015	07/05/2015	Commercial	-	7.08	10.2	0.943	12.9	<14	13.4	<1.4	27.3	<10	18	65.7
TPE3789	1.50-	150407-35	20/03/2015	07/04/2015	07/05/2015	Commercial	-	7.83	6.89	0.369	10.2	9.6	10.6	<0.14	23.2	<1	11.5	59.1
TPE3789	2.50-	150407-35	20/03/2015	07/04/2015	07/05/2015	Commercial	-	8.58	8.2	0.487	13.3	20.4	12.6	<0.14	29.7	<1	14.2	64.5
TPE3790	0.50-	150407-35	20/03/2015	07/04/2015	07/05/2015	Commercial	0.759	7.55	7.34	0.303	9.3	7.92	7.89	<0.14	18.2	<1	11.4	50.6
TPE3790	1.50-	150407-35	20/03/2015	07/04/2015	07/05/2015	Commercial	-	7.99	5.94	0.364	8.74	8.44	9.2	<0.14	18.3	<1	9.91	50.5
TPE3790	2.50-	150407-35	20/03/2015	07/04/2015	07/05/2015	Commercial	-	7.72	8.72	0.389	13	18	11.4	<0.14	28.7	<1	13.8	63.3
TPE3790	3.50-	150407-35	20/03/2015	07/04/2015	06/05/2015	Commercial	-	7.94	8.22	0.555	12.7	19.3	12.1	<0.14	28.9	<1	13.2	64.6
TPE3790	4.50-	150407-35	20/03/2015	07/04/2015	07/05/2015	Commercial	-	7.65	7.05	0.409	14.3	9.38	11.6	<0.14	27.2	<1	14.7	53.2

Monitor Phase 68

Sample Descr	Sample Depth	SDG ID.	Date Sample	Received On	Date Complete	Commercial >1m RBSL / POS >1m RBSL	Soil Organic Matter (SOM)	pH	Arsenic	Cadmium	Chromium	Copper	Lead	Mercury	Nickel	Selenium	Vanadium	Zinc
							%	pH Units	mg/kg	mg/kg	mg/kg	mg/kg	mg/kg	mg/kg	mg/kg	mg/kg	mg/kg	mg/kg
TPE3791	0.50-	150407-35	20/03/2015	07/04/2015	07/05/2015	Commercial	<0.35	7.35	5.64	0.206	12.7	5.95	9.22	<0.14	26.6	<1	13.6	48
TPE3791	1.50-	150407-35	20/03/2015	07/04/2015	07/05/2015	Commercial	-	7.33	6.87	0.357	14.3	7.42	11.8	<0.14	27.2	<1	14.7	52.1
TPE3791	2.50-	150407-35	20/03/2015	07/04/2015	07/05/2015	Commercial	-	7.37	6.89	0.376	15.5	6.93	12.5	<0.14	25.8	<1	15.8	51
TPE3792	0.50-	150311-94	06/03/2015	11/03/2015	03/04/2015	Commercial	-	6.94	5.84	0.252	12.2	7.13	11.4	<0.14	29.2	<1	14.2	45.9
TPE3792	1.50-	150311-94	06/03/2015	11/03/2015	02/04/2015	Commercial	-	7.64	7.86	<0.02	15.8	8.83	12.7	<0.14	28.3	<1	16	53.6
TPE3792	2.50-	150311-94	06/03/2015	11/03/2015	02/04/2015	Commercial	-	7.6	8.03	<0.02	17.1	9.6	15	<0.14	29.9	<1	16.6	55.9
TPE3793	0.50-	150311-94	06/03/2015	11/03/2015	03/04/2015	Commercial	0.486	7.11	6.72	0.278	13.5	10.6	14.1	<0.14	30	<1	14.2	52.4
TPE3793	1.50-	150311-94	06/03/2015	11/03/2015	02/04/2015	Commercial	-	7.52	8.44	<0.02	15.4	7.96	14.8	<0.14	31	<1	15	55.2
TPE3793	2.50-	150311-94	06/03/2015	11/03/2015	07/04/2015	Commercial	-	7.4	8.36	0.161	15.7	9.48	13	<0.14	26.4	<1	17.6	50.8
TPE3793	3.50-	150311-94	06/03/2015	11/03/2015	02/04/2015	Commercial	-	7.23	7.75	<0.02	14.3	6.26	12.4	<0.14	20.8	<1	15.4	41.2
TPE3794	0.50-	150311-94	06/03/2015	11/03/2015	03/04/2015	Commercial	-	7.13	9.61	0.377	12.4	10.1	10.7	<0.14	17.6	<1	9.37	51.3
TPE3794	1.50-	150311-94	06/03/2015	11/03/2015	03/04/2015	Commercial	-	7.04	5.95	0.229	12.5	13	9.99	<0.14	22.9	<1	12.9	50.6
TPE3794	2.50-	150311-94	06/03/2015	11/03/2015	03/04/2015	Commercial	-	6.82	8.8	0.25	17.8	7.53	12.7	<0.14	33.9	<1	17.6	54.3
TPE3794	3.50-	150311-94	06/03/2015	11/03/2015	03/04/2015	Commercial	-	6.61	6.91	0.43	16.3	9.5	11.6	<0.14	21.6	<1	18.5	45
TPE3795	0.50-	150311-94	06/03/2015	11/03/2015	03/04/2015	Commercial	-	7.45	4.7	0.418	10	7.7	8.46	<0.14	15.9	<1	11.5	29.6
TPE3795	1.50-	150311-94	06/03/2015	11/03/2015	07/04/2015	Commercial	-	7.76	8.81	0.0352	12.8	10.1	10.9	<0.14	40.8	<1	19.5	74.8
TPE3795	2.50-	150311-94	06/03/2015	11/03/2015	03/04/2015	Commercial	-	7.62	8.74	0.304	14.7	16.4	13.4	<0.14	28.7	<1	16.8	66.9
TPE3795	3.50-	150311-94	06/03/2015	11/03/2015	03/04/2015	Commercial	-	7.5	6.26	0.316	17.6	<14	15.9	<0.14	27.7	<10	21.9	58.2
TPE3796	0.50-	150311-94	06/03/2015	11/03/2015	03/04/2015	Commercial	-	9.45	0.666	0.272	5.03	2.5	1	<0.14	1.51	<1	2.48	8.79
TPE3796	1.50-	150311-94	06/03/2015	11/03/2015	03/04/2015	Commercial	-	9.4	<0.6	0.242	3.57	<1.4	<0.7	0.561	0.526	<1	1.93	3.3
TPE3796	2.50-	150311-94	06/03/2015	11/03/2015	03/04/2015	Commercial	-	8.12	7.83	0.178	9.85	11.4	10.7	<0.14	21.4	<1	10.8	51.4
TPE3796	3.50-	150311-94	06/03/2015	11/03/2015	03/04/2015	Commercial	-	7.85	6.21	0.138	13.1	11.1	11.5	<0.14	20.6	<1	16.9	46.5
TPE3797	0.50-	150402-82	31/03/2015	02/04/2015	07/05/2015	Commercial	-	8.19	28.8	1.1	16.4	90.6	466	0.264	26.5	<1	22.4	322
TPE3797	1.50-	150402-82	31/03/2015	02/04/2015	06/05/2015	Commercial	-	8.27	45.3	0.878	19.3	247	93	<0.14	21.6	<1	22.8	203
TPE3797	2.50-	150402-82	31/03/2015	02/04/2015	06/05/2015	Commercial	-	5.96	32.9	0.32	14.4	57.6	32.6	<0.14	11.7	<1	18.1	76.5
TPE3797	3.50-	150402-82	31/03/2015	02/04/2015	06/05/2015	Commercial	-	7.96	17.4	0.808	21.1	88.1	536	0.288	30.1	<1	18.8	316
TPE3797	4.50-	150402-82	31/03/2015	02/04/2015	06/05/2015	Commercial	-	6.53	9.79	0.375	12.8	11.7	11.9	<0.14	18.9	<1	11.4	60.4
TPE3800	0.50-	150311-94	06/03/2015	11/03/2015	03/04/2015	Commercial	-	7.86	9.14	0.189	14.7	10.7	17.9	<0.14	23.5	<1	18.2	52.8
TPE3800	1.50-	150311-94	06/03/2015	11/03/2015	03/04/2015	Commercial	-	7.08	7.66	<0.02	17.5	9	12.2	<0.14	23.7	<1	21	48.2
TPE3800	2.50-	150311-94	06/03/2015	11/03/2015	03/04/2015	Commercial	-	7.27	6.15	0.182	15.1	7.29	11.6	<0.14	23.1	<1	16.2	49.5
TPE3801	0.50-	150407-35	20/03/2015	07/04/2015	07/05/2015	Commercial	-	7.17	5.63	0.181	10.6	6.82	9.02	<0.14	20.4	<1	13.6	39.8
TPE3801	1.50-	150407-35	20/03/2015	07/04/2015	06/05/2015	Commercial	-	7.24	7.25	0.378	15.9	7.74	11.8	<0.14	24	<1	17.6	46.9
TPE3801	2.50-	150407-35	20/03/2015	07/04/2015	07/05/2015	Commercial	-	7.72	7.03	0.399	13.3	7.78	12.1	<0.14	24.1	<1	14.4	48.1
TPE3802	0.50-	150407-35	20/03/2015	07/04/2015	06/05/2015	Commercial	-	8.3	7.87	0.44	8.15	19.6	19.2	<0.14	16.2	<1	9.41	68.8
TPE3802	1.50-	150407-35	20/03/2015	07/04/2015	06/05/2015	Commercial	-	7.68	6.85	0.464	11.6	11	10.8	<0.14	33.8	<1	12	59.7
TPE3802	2.50-	150407-35	20/03/2015	07/04/2015	07/05/2015	Commercial	-	7.49	7.87	0.466	13.8	8.52	12.8	<0.14	32.2	<1	14.3	63.6
TPE3802	3.50-	150407-35	20/03/2015	07/04/2015	07/05/2015	Commercial	<0.35	6.82	6.01	0.313	13.7	5.87	10.8	<0.14	30.1	<1	12.9	54
TPE3802	4.50-	150407-35	20/03/2015	07/04/2015	07/05/2015	Commercial	-	7.92	7.62	0.266	15.9	8.56	11.4	<0.14	22.1	<1	18.4	49.3
TPE3803	0.50-	150407-35	20/03/2015	07/04/2015	07/05/2015	Commercial	-	10	0.807	0.107	<0.9	<1.4	1.73	<0.14	2.06	<1	1.12	5.8
TPE3803	1.50-	150407-35	20/03/2015	07/04/2015	07/05/2015	Commercial	-	8.02	7.24	0.472	12.8	11.4	11.3	<0.14	24.8	<1	13.1	62
TPE3803	2.50-	150407-35	20/03/2015	07/04/2015	07/05/2015	Commercial	-	7.06	7.44	0.526	12.3	19.4	15.3	<0.14	27.7	<1	13	67.6
TPE3803	3.50-	150407-35	20/03/2015	07/04/2015	07/05/2015	Commercial	-	7.31	5.21	0.355	11.9	10.1	9.27	<0.14	27.3	<1	11.3	49.3
TPE3803	4.50-	150407-35	20/03/2015	07/04/2015	06/05/2015	Commercial	0.5	7.73	7.31	0.307	17	10.5	12	<0.14	24.4	<1	19.3	52.8
TPE3866	0.50-	150407-35	20/03/2015	07/04/2015	07/05/2015	Commercial	0.79	5.47	7.14	0.604	10.1	10.2	11	<0.14	22.7	<1	10.4	53
TPE3866	1.50-	150407-35	20/03/2015	07/04/2015	07/05/2015	Commercial	-	7.75	7	0.483	14.4	10.8	34.3	<0.14	30.6	<1	14.5	61.9
TPE3866	2.50-	150407-35	20/03/2015	07/04/2015	07/05/2015	Commercial	-	7.3	6.42	0.289	12.7	5.67	13	<0.14	20.9	<1	15.1	46.6
TPE3866	3.50-	150407-35	20/03/2015	07/04/2015	07/05/2015	Commercial	-	7.05	7.98	0.606	16.6	11.6	17.1	<0.14	26.4	<1	16.6	67.1
TPE3866	4.50-	150407-35	20/03/2015	07/04/2015	07/05/2015	Commercial	-	7.45	7.11	0.317	14.7	8.12	13.1	<0.14	24.9	<1	15.8	49.4
TPE3867	0.50-	150407-35	20/03/2015	07/04/2015	07/05/2015	Commercial	-	7.92	7.62	0.242	10	8.21	10.3	<0.14	21.4	<1	10.9	53.2
TPE3867	1.50-	150407-35	20/03/2015	07/04/2015	07/05/2015	Commercial	-	6.84	6.19	0.3	12	8.21	11.7	<0.14	28.4	<1	13.1	52.8
TPE3867	2.50-	150407-35	20/03/2015	07/04/2015	07/05/2015	Commercial	-	7.28	7.43	0.318	13.7	9.55	13.9	<0.14	30.2	<1	15.3	54
TPE3867	3.50-	150407-35	20/03/2015	07/04/2015	07/05/2015	Commercial	-	7.16	7.88	0.236	17.8	10.4	13	<0.14	28	<1	21.4	56.1
TPE3867	4.50-	150407-35	20/03/2015	07/04/2015	07/05/2015	Commercial	-	7.21	7.38	<0.02	18.1	11.4	13.5	<0.14	25.2	<1	17.8	52
TPE3868	0.50-	150407-35	20/03/2015	07/04/2015	07/05/2015	Commercial	-	7.2	8.68	0.223	13.2	8.12	12.3	<0.14	29.3	<1	14.5	54.5
TPE3868	1.50-	150407-35	20/03/2015	07/04/2015	07/05/2015	Commercial	-	7.27	7.49	0.4	14.1	8.48	14.5	<0.14	28.3	<1	15.9	54.8
TPE3868	2.50-	150407-35	20/03/2015	07/04/2015	07/05/2015	Commercial	-	7.58	6.37	0.323	14.2	8.25	11.3	<0.14	20.8	<1	17.1	44.5
TPE3868	3.50-	150407-35	20/03/2015	07/04/2015	07/05/2015	Commercial	-	7.6	4.69	0.185	11.3	6.6	10.3	<0.14	16.9	<1	14.7	35.6
TPE3869	0.50-	150407-35	20/03/2015	07/04/2015	07/05/2015	Commercial	-	8.91	7.92	0.29	9.91	10.9	10	<0.14	21.3	<1	11.5	54.7
TPE3869	1.50-	150407-35	20/03/2015	07/04/2015	07/05/2015	Commercial	-	7.69	7.29	0.373	13.5	10.2	13.4	<0.14	28.4	<1	14.5	56.5
TPE3869	2.50-	150407-35	20/03/2015	07/04/2015	07/05/2015	Commercial	-	7.51	8.97	0.45	14.8	11.1	14.8	<0.14	38.8	<1	16.6	70
TPE3869	3.50-	150407-35	20/03/2015	07/04/2015	07/05/2015	Commercial	-	7.35	6.22	0.285	12.3	8.4	11.6	<0.14	21.8	<1	15	44.9
TPE3869	4.50-	150407-35	20/03/2015	07/04/2015	06/05/2015	Commercial	-	7.32	6.4	0.389	14.1	7.8	12.3	<0.14	23.1	<1	16.4	46.5
TPE3870	0.50-	150311-94	06/03/2015	11/03/2015	03/04/2015	Commercial	0.9	7.32	7.91	0.291	11.8	11.2	10.4	<0.14	24.7	<1	10.7	59.2
TPE3870	1.50-	150311-94	06/03/2015	11/03/2015	03/04/2015	Commercial	-	6.94	7.01	<0.02	15.7	7.8	12.3	<0.14	21.6	<1	17.7	46
TPE3870	2.50-	150311-94	06/03/2015	11/03/2015	03/04/2015	Commercial	-	7.09	7.08	<0.02	16.1	9.84	11.6	<0.14	22.4	<1	19.4	48.7
TPE3870	3.50-	150311-94	06/03/2015	11/03/2015	03/04/2015	Commercial	-	6.88	7.39	<0.02	16.3	9.9	12.9	<0.14	22.7	<1	20.4	48.2
TPE3872	0.50-	150311-94	06/03/2015	11/03/2015	03/04/2015	Commercial	1.07	8.44	8.8	0.32	9.43	12.3	10.7	<0.14	19.9	<1	10.2	57.3
TPE3872	1.50-	150311-94	06/03/2015	11/03/2015	03/04/2015	Commercial	-	7.09	8.65	0.15	10.5	10.5	11.9	<0.14	21.3	<1	11.4	54.7
TPE3556	0.50-	150407-35	20/03/2015	07/04/2015	07/05/2015	Commercial	-	7.61	7.41	0.325	7.51	10.8	10.9	<0.14	19	<1	9.78	51.4
TPE3556	1.50-	150407-35	20/03/2015	07/04/2015	07/05/2015	Commercial	-	5.86	7.91	0.537	12.9	11.6	13.6	<0.14	28.2	<1	13.2	59.5
TPE3556	2.50-	150407-35	20/03/2015	07/04/2015	07/05/2015	Commercial	-	6.55	7.44	0.385	13.2	9.92	11.1	<0.14	24.7	<1	13.6	54.5
TPE2465	0.50-	141219-112	17/12/2014	19/12/2014	09/01/2015	POS	3.64	7.51	29.5	0.21	19	41.1	303	<0.14	29.3	<1	19	226
TPE2466	0.50-	141219-112	17/12/2014	19/12/2014	09/01/2015	POS	-	7.22	32	0.781	14.6	54.9	43.5	<0.14	24.4	<1	21.9	190
TPE2504	0.50-	141219-112	17/12/2014	19/12/2014	09/01/2015	POS	-	7.16	9.86	0.0699	11.9	17.5	37.5	<0.14	20.6	<1	13.8	89.6
TPE2505	0.50-	141219-112	17/12/2014	19/12/2014	09/01/2015	POS	-	6.94	12	<0.02	11.8	14.5	13	<0.14	22.4	<1	14.7	63.5
TPE2505	1.50-	141219-112	17/12/2014	19/12/2014	08/01/2015	POS	-	6.98	14.9	<0.02	12.3	20.6	15.4	<0.14	22.5	<1	15.7	68.6
TPE2549	0.50-	141219-112	17/12/2014	19/12/2014	09/01/2015	POS	-	8.08	10.6	<0.02	16.5	12.4	26.3	<0.14	30.1	<1	17.6	95.1
TPE2550	0.50-	141219-112	17/12/2014	19/12/2014	09/01/2015	POS	-	6.75	50.1	0.21	13.6	77.8	51.4	<0.14	21.8	1.27	17.1	166
TPE2551	0.50-	141219-112	17/12/2014	19/12/2014	09/01/2015	POS	-	7.79	10.5	0.377	11	14.8	26.8	<0.14	23.2	<1	11.6	136
TPE2590	0.50-	141219-112	17/12/2014	19/12/2014	09/01/2015	POS	0.836	8.22	9.85	<0.02	13.9	13.7	17.9	<0.14	21.5	<1	17.4	91.6
TPE2591	0.50-	141219-112	17/12/2014	19/12/2014	09/01/2015	POS	1.09	7.33	11.7	0.163	16.2	15.8	15.2	<0.14	23.4	<1	20	92.1
TPE2592	0.50-	141219-112	17/12/2014	19/12/2014	09/01/2015	POS	-	7.29	8.4	0.239	10.9	<14	11.3	<0.14	24.4	<10	11.6	103
TPE2593	0.50-	141219-112	17/12/2014	19/12/2014	09/01/2015	POS	0.655	6.98	10.3	<0.2	14.9	18.3	20	<0.14	28.6	<10	16.6	113
TPE2594	0.50-	141219-112	17/12/2014	19/12/2014	09/01/2015	POS	-	6.81	9.22	0.021	13.7	12.3	12.1	<0.14	24.8	<1	15.2	89
TPE2598	0.30-	141217-49	16/12/2014	17/12/2014	10/02/2015	POS	-	9.02	34.9	0.717	18.8	119	260	2.84	27.4	<1	24.2	428
TPE2599	0.50-	141217-49	16/12/2014	17/12/2014	10/02/2015	POS	-	7.96	86.1	1.81	25.5	99.3	236	0.823	42.8	<1	30	932
TPE2599	1.00-	141217-49	16/12/2014	17/12/2014	07/01/2015	POS	-	5.59	28.7	0.429	13.6	53.2	39.3	<0.14	22	<1	19.3	125
TPE2599	1.50-	141217-49	16/12/2014	17/12/2014	07/01/2015	POS	-	6.54	17.6	<0.02	13.5	19.2	18.3	<0.14	23.5	<1	15.2	77.4
TPE2640	0.50-	141219-112	17/12/2014	19/12/2014	09/01/2015	POS	-	7.57	22.8	<0.02	18.8	19.8	34.1	<0.14	27.2	<1	16.6	164
TPE2641	0.50-	141219-112	17/12/2014	19/12/2014	09/01/2015	POS	-	5.29	9.59	0.837	16.4	13.2	17	<0.14	25.2	<1	19.4	152
TPE2642	0.50-	141219-112	17/12/2014	19/12/2014	09/01/2015	POS	0.834	6	9.31	0.186	10.4	13.3	12.8	<0.14	20.2	<1	12.7	91.4
TPE2643	1.00-	141213-29	12/12/2014	13/12/2014	06/01/2015	POS	-	6.27	<0.6	<0.02	1.01	<1.4	<0.7	<0.14	0.339	<1	0.486	<1.9
TPE2644	0.50-	141213-29	12/12/2014	13/12/2014	06/01/2015	POS	-	6.39	10.6	<0.02	14.2	18.7	20.4	<0.14	25.1	<1	14.8	79.5
TPE2694	0.50-	141213-29	12/12/2014	13/12/2014	06/01/2015	POS	-	6.51	13.1	<0.02	11.1	11.8	11.8	<0.14	21.4	<1	13.5	67
TPE2695	0.50-	141213-29	12/12/2014	13/12/2014	06/01/2015	POS	-	5.82	12.7	0.346	16.8	13.2	18	<0.14	24.3	<1	22.8	283
TPE2695	1.50-	141213-29	12/12/2014	13/12/2014	05/01/2015	POS	-	6.67	10.5	<0.02	12.6	13.5	13.4	<0.14	28	<1	14.5	67.5
TPE2696	1.00-	141213-29	12/12/2014	13/12/2014	06/01/2015	POS	-	5.51	9.78	<0.02	11.9	18.1	15.5	<0.14	23.3	<1	14	71.7
TPE2697	0.50-	141213-29	12/12/2014	13/12/2014	06/01/2015	POS	-	6.2	11.3	0.841	12.8	20.9	23.8	<0.14	25.6	<1	16.1	196
TPE2698	0.30-	141217-49	16/12/2014	17/12/2014	07/01/2015	POS	1.3	7.84	9.84	0.17	14.9	16	24.4	<0.14	9.66	<1	7.62	55.2
TPE2699	0.50-	141217-49	16/12/2014	17/12/2014	07/01/2015	POS	-	7.11	10.4	<0.02	12.8	13.6	27.1	<0.14	22.7	<1	15.6	64.3
TPE2700	0.50-	141217-49	16/12/2014	17/12/2014	10/02/2015	POS	4.9	7.05	47.4	<0.02	43.8	104	55.2	<0.14	101	<1	25.8	203
TPE2700	1.50-	141217-49	16/12/2014	17/12/2014	07/01/2015	POS	-	6.3	87.5	5.44	13.9	206	73.9	<0.14	18.4	<1	23.6	286

Monitor Phase 68

Sample Descr	Sample Depth	SDG ID.	Date Sampled	Received On	Date Complete	Commercial >1m RBSL POS >1m RBSL	Soil Organic Matter (SOM)	pH	Arsenic	Cadmium	Chromium	Copper	Lead	Mercury	Nickel	Selenium	Vanadium	Zinc
							%	pH Units	mg/kg	mg/kg	mg/kg	mg/kg	mg/kg	mg/kg	mg/kg	mg/kg	mg/kg	mg/kg
TPE2748	1.00-	141213-29	12/12/2014	13/12/2014	06/01/2015	POS	0.933	6.95	14.3	<0.02	12.7	19.6	17.1	<0.14	22.5	<1	14.9	88.5
TPE2749	0.50-	141213-29	12/12/2014	13/12/2014	06/01/2015	POS	-	6.41	9.6	<0.02	11.9	13	15	<0.14	22.8	<1	13.1	84
TPE2752	0.50-	141217-49	16/12/2014	17/12/2014	07/01/2015	POS	2.12	6.1	48.2	2.1	13.7	87.4	49.5	<0.14	21.3	<1	19.7	292
TPE2752	1.50-	141217-49	16/12/2014	17/12/2014	07/01/2015	POS	-	6.81	13.7	<0.02	12.2	16.3	15.3	<0.14	24.8	<1	15	66.5
TPE2753	0.50-	141217-49	16/12/2014	17/12/2014	07/01/2015	POS	5.83	7.17	35.6	0.648	15.8	50.3	42.2	<0.14	20.6	<1	23.3	218
TPE2753	1.50-	141217-49	16/12/2014	17/12/2014	07/01/2015	POS	-	8.35	26.6	0.462	15.5	67.9	96	1.21	18.1	<1	21.8	156
TPE2799	0.50-	141213-29	12/12/2014	13/12/2014	06/01/2015	POS	-	5.72	31	1.05	15.2	52.2	62.4	<0.14	22.3	<1	19.7	168
TPE2799	1.50-	141213-29	12/12/2014	13/12/2014	05/01/2015	POS	0.817	6.49	13.5	<0.02	13.9	15.1	29.2	<0.14	26.3	<1	17.9	77.3
TPE2800	0.50-	141213-29	12/12/2014	13/12/2014	06/01/2015	POS	-	5.46	1.99	<0.02	13.2	45	<0.7	<0.14	1.75	<1	16.4	3.67
TPE2801	0.50-	141213-29	12/12/2014	13/12/2014	06/01/2015	POS	-	5.72	14.8	0.129	10.9	16.1	14.1	<0.14	19.9	<1	12.7	72.9
TPE2801	1.50-	141213-29	12/12/2014	13/12/2014	06/01/2015	POS	-	5.84	8.57	<0.02	10.5	10.6	13.2	<0.14	22.2	<1	13.7	51.9
TPE2802	0.50-	141213-29	12/12/2014	13/12/2014	06/01/2015	POS	-	6.11	15.1	0.118	14.2	22.9	24.8	<0.14	29.3	<1	20.1	231
TPE2802	1.50-	141213-29	12/12/2014	13/12/2014	06/01/2015	POS	-	6.06	7.63	<0.02	14.9	9.18	14.3	<0.14	32.3	<1	14.9	120
TPE2845	0.50-	141213-29	12/12/2014	13/12/2014	06/01/2015	POS	-	6.18	9.35	<0.02	16.2	9.96	15.5	<0.14	23.6	<1	22.5	247
TPE2845	1.50-	141213-29	12/12/2014	13/12/2014	06/01/2015	POS	-	6.4	8.69	<0.2	14.1	<14	13.8	<0.14	25.9	<10	18.3	59.9
TPE2847	0.50-	141213-29	12/12/2014	13/12/2014	06/01/2015	POS	-	5.15	65.7	2.12	12.6	188	59	<0.14	12.4	1.12	22.6	201
TPE2847	1.50-	141213-29	12/12/2014	13/12/2014	06/01/2015	POS	-	6.41	10	<0.02	12.8	10.5	11.9	<0.14	25.3	<1	15.8	89.4
TPE2881	0.50-	141213-29	12/12/2014	13/12/2014	06/01/2015	POS	-	6.69	17.4	<0.2	13	<14	34.1	<0.14	25.6	<10	15.8	85.1
TPE2881	1.50-	141213-29	12/12/2014	13/12/2014	06/01/2015	POS	-	6.01	7.09	<0.02	27.3	12.6	16.2	<0.14	31.6	<1	20.6	80.8
TPE2883	0.50-	141213-29	12/12/2014	13/12/2014	06/01/2015	POS	-	5.35	34.3	2.88	15.2	73.4	33.2	<0.14	20.2	1.13	22.5	362
TPE2883	1.50-	141213-29	12/12/2014	13/12/2014	06/01/2015	POS	-	6.6	7.71	<0.02	11.9	8.75	12.3	<0.14	22.9	<1	13.4	56.8
TPE2884	0.50-	141213-29	12/12/2014	13/12/2014	06/01/2015	POS	-	6.32	35.6	1.07	16.4	63.1	46.4	<0.14	20.3	<1	26.4	198
TPE2884	1.50-	141213-29	12/12/2014	13/12/2014	06/01/2015	POS	-	7.16	11.4	<0.02	13.8	14.4	15.3	<0.14	25.2	<1	17.2	65.4
TPE2926	0.50-	141213-29	12/12/2014	13/12/2014	06/01/2015	POS	-	5.95	10.8	0.606	13.2	20	15.1	<0.14	23.8	<1	13.9	136
TPE2926	1.50-	141213-29	12/12/2014	13/12/2014	05/01/2015	POS	-	5.57	11.8	0.299	13.9	17.8	14.4	<0.14	25.7	<1	17.6	94.9
TPE2927	0.50-	141213-29	12/12/2014	13/12/2014	06/01/2015	POS	-	6.96	8.51	<0.02	11.5	10.4	11.6	<0.14	22.1	<1	13.1	60.2
TPE2927	1.50-	141213-29	12/12/2014	13/12/2014	05/01/2015	POS	-	5.68	9.44	<0.02	10.8	14.1	12.6	<0.14	23.4	<1	13.2	64.3
TPE2928	0.50-	141213-29	12/12/2014	13/12/2014	06/01/2015	POS	-	6.5	11.2	1.58	14.6	22.5	31.4	<0.14	16.1	1.09	23.1	381
TPE2928	1.50-	141213-29	12/12/2014	13/12/2014	06/01/2015	POS	-	7.17	8.37	<0.02	12.8	9.16	12.1	<0.14	24.1	<1	14.5	52.7
TPE2928	2.00-	141213-29	12/12/2014	13/12/2014	06/01/2015	POS	0.864	6.65	11.9	<0.02	13.6	13.9	19.7	<0.14	27	<1	15.7	70.9
TPE2964	0.50-	141213-29	12/12/2014	13/12/2014	06/01/2015	POS	0.922	7.4	9.6	<0.02	10.5	12.7	11.8	<0.14	21.4	<1	12.7	56.4
TPE2964	1.50-	141213-29	12/12/2014	13/12/2014	05/01/2015	POS	-	5.17	7.45	<0.02	13.2	8.38	10.1	<0.14	35.7	<1	13.6	57.1
TPE2965	0.50-	141213-29	12/12/2014	13/12/2014	06/01/2015	POS	-	6.04	46.7	1.68	16	807	554	<0.14	41.1	1.28	21.8	198
TPE2965	1.50-	141213-29	12/12/2014	13/12/2014	06/01/2015	POS	-	7.14	11.9	<0.2	13.2	<14	15.3	<0.14	27.1	<10	16.4	75.8
TPE3010	0.50-	141215-5	11/12/2014	15/12/2014	06/01/2015	POS	-	7.15	11.7	<0.02	12.1	17.9	16.1	<0.14	24.6	<1	14.2	65
TPE3011	0.50-	141215-5	11/12/2014	15/12/2014	06/01/2015	POS	-	7.16	16.7	<0.02	11.2	16	16.6	<0.14	20.8	<1	13.1	65.5
TPE3012	0.50-	141215-5	11/12/2014	15/12/2014	06/01/2015	POS	-	7.21	10.7	<0.02	10.8	15.6	16.2	<0.14	20.9	<1	13.7	77.9
TPE3053	0.50-	141215-5	11/12/2014	15/12/2014	06/01/2015	POS	-	7.22	8.43	0.0495	14.2	12.5	14.8	<0.14	26.7	<1	16.7	119
TPE3054	0.50-	141215-5	11/12/2014	15/12/2014	06/01/2015	POS	-	7.26	25.4	0.678	14.5	44.5	78	<0.14	23.2	<1	17.4	175
TPE3056	1.00-	141215-5	11/12/2014	15/12/2014	06/01/2015	POS	1.12	6.48	11.2	<0.02	12.9	16.1	18.3	<0.14	24	<1	14.2	83.4
TPE3094	0.50-	141215-5	11/12/2014	15/12/2014	06/01/2015	POS	-	6.9	12.5	0.64	15.8	20.8	16.4	<0.14	22.6	<1	19.8	127
TPE3094	1.50-	141215-5	11/12/2014	15/12/2014	06/01/2015	POS	-	6.22	8.02	<0.02	11.9	10.1	10.7	<0.14	26.9	<1	13.3	58.3
TPE3095	0.50-	141215-5	11/12/2014	15/12/2014	06/01/2015	POS	-	6.45	15.8	0.197	13.5	25.2	22.1	<0.14	18.3	<1	18.3	119
TPE3095	1.50-	141215-5	11/12/2014	15/12/2014	06/01/2015	POS	1.56	6.06	10.3	<0.02	13.7	13.4	17.1	<0.14	27.4	<1	15	69
TPE3096	0.50-	141215-5	11/12/2014	15/12/2014	06/01/2015	POS	-	6.13	17.5	<0.02	13	21.6	17.5	<0.14	21.7	<1	15.4	110
TPE3097	0.50-	141215-5	11/12/2014	15/12/2014	06/01/2015	POS	-	5.96	34.8	0.136	13.7	66.3	37.2	<0.14	15.7	<1	18.7	86.4
TPE3141	0.50-	141215-5	11/12/2014	15/12/2014	06/01/2015	POS	-	6.2	17	<0.02	29.4	50.6	50.3	<0.14	26.5	<1	24.1	200
TPE3188	1.00-	141215-5	11/12/2014	15/12/2014	06/01/2015	POS	-	7.11	9.95	0.323	14.3	13.6	14.5	<0.14	16.6	<1	19.2	165
TPE2602	0.30-	150219-78	16/02/2015	19/02/2015	08/04/2015	POS	59.7	6.84	47.9	8.31	53.7	181	718	1.25	68.6	<1	35.7	1330
TPE2602	1.50-	150219-78	16/02/2015	19/02/2015	08/03/2015	POS	-	5.96	7.37	0.917	13.3	25.3	19.9	<0.14	31	<1	12.6	82.3
TPE2602	2.30-	150219-78	16/02/2015	19/02/2015	08/03/2015	POS	-	6.5	7.44	0.595	12.5	10.8	15.3	<0.14	29.9	<1	10.7	69.9
TPE3143	0.80-	150212-8	11/02/2015	12/02/2015	16/04/2015	POS	-	7.64	31.5	1.07	14.2	84.8	66.2	<0.14	59.3	<1	43.3	187
TPE3143	1.80-	150212-8	11/02/2015	12/02/2015	25/02/2015	POS	2.19	6.73	21	0.18	13	28.1	18.2	<0.14	25.9	1.42	17.5	78.3
TPE3013	0.50-	150302-28	26/02/2015	02/03/2015	24/03/2015	POS	-	7.67	9.25	<0.02	13.3	11.1	11.9	<0.14	23	<1	14.2	81.5
TPE3013	1.50-	150302-28	26/02/2015	02/03/2015	24/03/2015	POS	-	7.31	17.3	0.324	11.2	11.2	11.4	<0.14	20.7	<1	11.5	53.5
TPE3013	2.50-	150302-28	26/02/2015	02/03/2015	23/03/2015	POS	0.924	5.01	6.18	0.29	13.4	7.43	12.3	<0.14	31.2	<1	12.5	51.3
TPE3013	3.50-	150302-28	26/02/2015	02/03/2015	23/03/2015	POS	-	5.27	7.01	0.32	12.9	8.58	12.1	<0.14	27.4	<1	12.8	58.3
TPE3013	4.50-	150302-28	26/02/2015	02/03/2015	23/03/2015	POS	-	6.09	7.37	0.375	13.4	8.41	13.1	<0.14	34.9	<1	13.6	61.6

Monitor Phase 68

Sample Desc	Sample Depth	SDG ID.	Date Sampled	Received On	Date Complete		Aliphatics >C10-C12	Aliphatics >C12-C16	Aliphatics >C16-C21	Aliphatics >C21-C35	Aliphatics >C35-C44	Aliphatics >C5-C6	Aliphatics >C6-C8	Aliphatics >C8-C10	Aromatics >EC10-EC12	Aromatics >EC12-EC16	Aromatics >EC16-EC21	Aromatics >EC21-EC35	Aromatics >EC35-EC44	Aromatics >EC40-EC44	Aromatics >EC5-EC7	Aromatics >EC7-EC8	Aromatics >EC8-EC10	Benzene	Ethylbenzene	GRO Surrogate % recovery**	GRO TOT (Moisture Corrected)	m,p-Xylene	Methyl tertiary butyl ether (MTBE)	o-Xylene	sum of detected BTEX by GC	sum of detected mpo xylene by GC	Toluene	Total Aliphatics & Aromatics >C5-C44	Total Aliphatics >C12-C44	Total Aromatics >EC12-EC44
					Commercial >1m RBSL																71000	617000	547000	5000									389000			
					POS >1m RBSL																432000			48000								478000				
							µg/kg	µg/kg	µg/kg	µg/kg	µg/kg	µg/kg	µg/kg	µg/kg	µg/kg	µg/kg	µg/kg	µg/kg	µg/kg	µg/kg	µg/kg	µg/kg	µg/kg	µg/kg	µg/kg	%	µg/kg	µg/kg	µg/kg	µg/kg	µg/kg	µg/kg	µg/kg	µg/kg	µg/kg	µg/kg
TPE2319	0.50-	150128-98	26/01/2015	28/01/2015	06/02/2015	POS	691	<100	6780	122000	36300	48	999	1330	461	<100	3340	76200	74200	30700	<40	<40	883	<40	<12	79	4430	<24	<20	<12	24.6	<9	24.6	323000	165000	154000
TPE2319	1.50-	150128-98	26/01/2015	28/01/2015	06/02/2015	POS	400000	307000	66400	203000	39100	40700	504000	636000	266000	116000	38400	166000	53200	14200	1130	<200	424000	1130	<60	94	2270000	<120	<100	<60	1130	<9	<40	3260000	616000	373000
TPE2319	2.50-	150128-98	26/01/2015	28/01/2015	06/02/2015	POS	197000	335000	86000	207000	39000	11100	178000	249000	131000	112000	44000	162000	57700	17200	<200	<200	166000	<200	<60	134	932000	<120	<100	<60	<24	<9	<40	1980000	667000	376000
TPE2319	3.50-	150128-98	26/01/2015	28/01/2015	06/02/2015	POS	271000	545000	133000	427000	93400	18700	350000	428000	181000	190000	68500	337000	128000	35000	704	<200	285000	704	<60	94	1530000	<120	<100	<60	704	<9	<40	3460000	1200000	724000
TPE2321	0.50-	150128-98	26/01/2015	28/01/2015	13/03/2015	POS	<40	<100	10700	114000	32800	<40	<40	<40	<40	478	5250	89400	48200	18500	<40	<40	<40	<40	<12	104	<176	<24	<20	<12	<24	<9	<8	301000	158000	143000
TPE2380	0.50-	150128-102	23/01/2015	28/01/2015	05/02/2015	POS	40.1	238	2020	16200	3860	<40	<40	<40	<40	<100	2750	25000	15400	6520	<40	<40	<40	<40	<12	89	<176	<24	<20	<12	<24	<9	<8	65500	22300	43100
TPE2380	1.50-	150128-102	23/01/2015	28/01/2015	05/02/2015	POS	3800	145000	31900	265000	23200	<40	89.3	1150	2530	15400	18600	124000	24200	6560	<40	<40	834	<40	<12	78	8430	<24	<20	56.8	56.8	56.8	<8	655000	464000	182000
TPE2381	0.50-	150128-102	23/01/2015	28/01/2015	12/03/2015	POS	<40	899	13700	244000	72400	<40	<40	<40	<40	830	7030	126000	84800	30300	<40	<40	<40	<40	<12	94	<176	<24	<20	<12	<24	<9	<8	550000	331000	219000
TPE2382	1.00-	150128-102	23/01/2015	28/01/2015	05/02/2015	POS	537000	872000	373000	435000	104000	257	18200	178000	358000	44600	107000	234000	90700	33000	<200	<200	119000	<200	<60	109	1210000	<120	117	<60	<24	<9	<40	3470000	1780000	476000
TPE2383	0.50-	150128-102	23/01/2015	28/01/2015	05/02/2015	POS	<40	253	5030	36900	20800	<40	<40	<40	<40	<100	925	21000	23600	11500	<40	<40	<40	<40	<12	98	<176	<24	<20	<12	<24	<9	<8	109000	62900	45600
TPE2394	0.50-	150221-57	17/02/2015	21/02/2015	30/04/2015	POS	<40	12900	141000	730000	291000	<40	48	50.4	<40	4720	45900	483000	236000	96100	<40	<40	56.6	<40	<12	82	262	<24	<20	<12	<24	<9	<8	1950000	1180000	770000
TPE2394	1.50-	150221-57	17/02/2015	21/02/2015	12/03/2015	POS	359000	3510000	1050000	999000	199000	803	160000	468000	239000	231000	245000	678000	471000	141000	368	<200	312000	368	<60	101	1540000	<120	2190	<60	368	<9	<40	8920000	5750000	1630000
TPE2395	0.50-	150221-73	18/02/2015	21/02/2015	07/05/2015	POS	1740	388000	170000	354000	79800	<40	142	904	1160	76300	67700	212000	68800	27000	<40	<40	746	<40	24.5	54	4750	37.4	<20	80	166	117	24.5	1420000	992000	425000
TPE2395	1.50-	150221-73	18/02/2015	21/02/2015	13/03/2015	POS	38400	685000	142000	254000	53600	601	11900	29500	25600	184000	68000	143000	36500	13500	<40	<40	19700	<40	<12	82	126000	<24	<20	<12	<24	<9	<8	1690000	1140000	432000
TPE2395	2.50-	150221-73	18/02/2015	21/02/2015	13/03/2015	POS	90000	<100	249000	531000	75800	692	32900	89300	60000	45500	95000	253000	73200	25300	<40	<40	59600	<40	<12	101	332000	<24	<20	<12	<24	<9	<8	1660000	856000	467000
TPE2395	3.20-	150221-73	18/02/2015	21/02/2015	14/03/2015	POS	17200	1420000	393000	1120000	163000	<200	760	7060	11500	41200	115000	389000	82500	28000	<200	<200	4710	<200	<60	95	41200	<120	<100	<60	<24	<9	<40	3770000	3100000	628000
TPE2411	0.50-	150128-102	23/01/2015	28/01/2015	05/02/2015	POS	47	2000	13500	258000	248000	<40	124	170	<40	1320	5590	52000	62200	22200	<40	<40	113	<40	<12	98	508	<24	<20	<12	<24	<9	<8	643000	522000	121000
TPE2412	0.50-	150128-102	23/01/2015	28/01/2015	05/02/2015	POS	<40	<100	28100	319000	116000	<40	<40	<40	<40	1720	5640	102000	57400	20700	<40	<40	<40	<40	<12	110	<176	<24	<20	<12	<24	<9	<8	630000	463000	167000
TPE2413	0.50-	150128-102	23/01/2015	28/01/2015	11/03/2015	POS	<40	<100	14500	313000	104000	<40	<40	<40	<40	1800	6970	132000	84600	30200	<40	<40	<40	<40	<12	122	<176	<24	<20	<12	<24	<9	<8	657000	431000	225000
TPE2414	0.50-	150128-102	23/01/2015	28/01/2015	12/03/2015	POS	4770	659000	1830000	1900000	416000	<40	207	877	3180	84800	515000	943000	331000	116000	<40	<40	618	<40	<12	72	9670	<24	<20	20.7	<24	20.7	<8	6690000	4810000	1870000
TPE2415	0.50-	150128-102	23/01/2015	28/01/2015	12/03/2015	POS	<40	4640	47200	267000	112000	<40	<40	<40	<40	3330	18800	195000	142000	56000	<40	<40	<40	<40	<12	81	<176	<24	<20	<12	<24	<9	<8	791000	431000	360000
TPE2417	0.50-	150128-102	23/01/2015	28/01/2015	05/02/2015	POS	<40	<100	4660	130000	16000	<40	<40	<40	<40	<100	564	49800	15400	<100	<40	<40	<40	<40	<12	104	<176	<24	<20	<12	<24	<9	<8	217000	151000	65800
TPE2418	0.50-	150128-102	23/01/2015	28/01/2015	05/02/2015	POS	<40	9470	137000	309000	18500	<40	<40	<40	<40	<100	13300	107000	17200	2810	<40	<40	<40	<40	<12	92	<176	<24	<20	<12	<24	<9	<8	612000	474000	138000
TPE2429	0.50-	150219-78	16/02/2015	19/02/2015	08/04/2015	POS	<200	43900	227000	1060000	525000	<200	<200	<200	<200	10900	91500	822000	646000	286000	<200	<200	<200	<200	<60	77	<880	<120	<100	<60	<24	<9	<40	3430000	1860000	1570000
TPE2429	0.50-	150221-73	18/02/2015	21/02/2015	07/05/2015	POS	82700	1880000	3560000	2290000	254000	<200	606	37100	55100	38900	373000	648000	194000	76900	<200	<200	24800	<200	<60	78	200000	<120	<100	<60	<24	<9	<40	9440000	7980000	1250000
TPE2429	1.50-	150219-78	16/02/2015	19/02/2015	09/03/2015	POS	772000	2390000	354000	417000	98700	<200	23800	482000	515000	94000	126000	301000	155000	63900	<200	<200	321000	<200	<60	121	2110000	<120	<100	<60	<24	<9	<40	6050000	3260000	676000
TPE2429	1.50-	150221-73	18/02/2015	21/02/2015	14/03/2015	POS	16800	232000	79300	318000	53300	<200	1100	9950	11200	<100	48400	224000	51000	17000	<200	<200	6630	<200	<60	74	45800	<120	<100	<60	<24	<9	<40	1050000	683000	324000
TPE2429	2.30-	150221-73	18/02/2015	21/02/2015	13/03/2015	POS	39900	68200	55400	89700	14300	155	1940	57900	26600	11200	28400	77200	23400	8840	<40	<40	38600	<40	<12	103	165000	<24	<20	<12	<24	<9	<8	533000	228000	140000
TPE2429	2.40-	150219-78	16/02/2015	19/02/2015	08/03/2015	POS	762000	2310000	595000	1100000	506000	352	79700	573000	508000	713000	307000	568000	273000	92100	<200	<200	382000	<200	<60	119	2310000	<120	<100	<60	<24	<9	<40	8680000	4510000	1860000
TPE2430	0.50-	150219-78	16/02/2015	19/02/2015	08/04/2015	POS	53300	169000	605000	3470000	1810000	<200	9660	32900	35500	72200	370000	3220000	1810000	747000	<200	<200	21900	<200	<60	96	153000	<120	<100	<60	<24	<9	<40	11700000	6060000	5480000
TPE2430	1.50-	150219-78	16/02/2015	19/02/2015	08/03/2015	POS	424000	1630000	926000	3030000	1230000	3070	121000	263000	283000	822000	438000	1190000	536000	210000	262	<200	175000	262	<60	112	1270000	<120	<100	<60	262	<9	<40	11100000	6810000	2980000
TPE2430	2.20-	150219-78	16/02/2015	19/02/2015	09/03/2015	POS	393000	1330000	771000	4010000	926000	2120	87400	249000	262000	79100	201000	1130000	337000	118000	<200	<200	166000	<200	<60	125	1160000	<120	<100	<60	<24	<9	<40	9950000	7040000	1750000
TPE2431	0.50-	150219-78	16/02/2015	19/02/2015	09/03/2015	POS	4350	37400	74900	136000	35200	<40	133	4270	2900	2990	16200	66700	25600	8970	<40	<40	2890	<40	42.8	91	14600	<24	<20	<12	42.8	<9	<8	410000	284000	112000
TPE2431	0.50-	150221-73	18/02/2015	21/02/2015	07/05/2015	POS	10800	141000	162000	410000	85000	<40	124	2290	7220	12000	56600	327000	103000	40700	<40	<40	1660	<40	36.4	46	22200	<24	<20	93.6	140	93.6	10.4	1320000	797000	498000
TPE2431	1.50-	150219-78	16/02/2015	19/02/2015	07/03/2015	POS	10900	157000	322000	968000	251000	124	1320	10600	7260	21000	143000	720000	229000	89000	<40	<40	7060	<40	<12	118	37200	<24	<20	<12	<24	<9	<8	2850000	1700000	1110000
TPE2431	1.50-	150221-73	18/02/2015	21/02/2015	13/03/2015	POS	21200	217000	141000	916000	25000	<40	1090	11800	14100	33300	87300	588000	20900	5380	<40	<40	7860	<40	<12	77	56100	<24	<20	<12	<24	<9	<8	2080000	1300000	729000
TPE2431	2.50-	150219-78	16/02/2015	19/02/2015	09/03/2015	POS	112000	453000	207000	826000	171000	<200	4220	66600	74700	83000	139000	569000	127000	34700	<200	<200	44400	<200	<60	108	302000	<120	<100	<60	<24	<9	<40	2880000	1660000	918000
TPE2431	2.50-	150221-73	18/02/2015	21/02/2015	14/03/2015	POS	142000	805000	104000	667000	20100	<200	1420	45500	94800	17100	38600	229000	14000	3830	<200	<200	30300	<200	<60	78	314000	<120	<100	<60	<24	<9	<40	2210000	1600000	298000
TPE2431	3.20-	150219-78	16/02/2015	19/02/2015	07/03/2015	POS	102000	874000	260000	1100000	222000	43.3	6060	69900	68000	15200	59000	355000	96500	35800	<40	<40	46600	<40	<12	112	292000	<24	<20	<12	<24	<9	<8	3270000	2450000	525000
TPE2431	3.50-	150221-73	18/02/2015	21/02/2015	13/03/2015	POS	82700	1190000	165000	924000	48000	136	7180	61300	55100	20500	54100	320000	26100	8730	<40	<40	40900	<40	<12	90	247000	<24	<20	<12	<24	<9	<8	3000000	2330000	420000
TPE2432	0.50-	150219-78	16/02/2015	19/02/2015	09/03/2015	POS	5870	159000	175000	287000	60700	<40	186	1460	3910	11600	29000	164000	96900	44500	<40	<40	1050	<40	<12	57	12500	<24	<20	42.2	42.2	42.2	<8	996000	682000	301000
TPE2432	1.50-	150219-78	16/02/2015	19/02/2015	09/03/2015	POS	650000	1580000	161000	520000	43300	<200	16100	367000	433000	243000	78700	286000	21300	2540	<200	<200	245000	<200	<60	121	1710000	<120	<100	<60	<24	<9	<40	4640000	2300000	629000
TPE2432	2.50-	150219-78	16/02/2015	19/02/2015	08/03/2015	POS	395000	448000	52100	192000	13500	997	26400	262000	263000	70600	23300	111000	7990	1920	<200	<200	175000	<200	<60	112	1120000	<120	<100	<60	<24	<9	<40	2040000	705000	213000
TPE2432	3.50-	150219-78	16/02/2015	19/02/2015	08/03/2015	POS	216000	399000	70000	139000	21600	<200	7890	143000	144000	6890	14400	50100	8590	3050	<200	<200	95400	<200	<60	95	607000	<120	<100	<60	<24	<9	<40	1320000	629000	80000
TPE2432	4.20-	150219-78	16/02/2015	19/02/2015	07/03/2015	POS	86800	16900	12600	10800	<100	<40	204	30400	57800	860	1510	4020	113	<100	<40	<40	20300	<40	<12	84	196000	<24	<20	<12	<24	<9	<8	242000	40400	6500
TPE2460	0.50-	150128-102	23/01/2015	28/01/2015	05/02/2015	POS	343	13000	82000	39600	2830	<40	71.5	215	229	998	23400	29700	8180	3400	<40	<40	143	<40	<12	99	1010	<24	<20	<12	<24	<9	<8	201000	137000	62300
TPE2460	1.50-	150128-102	23/01/2015	28/01/2015	05/02/2015	POS	29100	189000	82700	208000	6610	121	7790	24300	19400	66700	48400	72300	7090	3050	<40	<40	16200	<40	<12	91	96900	<24	<20	<12	<24	<9	<8	777000	486000	195000
TPE2461	0.50-	150128-102	23/01/2015	28/01/2015	05/02/2015	POS	161	3440	37300	34400	13000	<40	85.8	232	107	796	16600	40200	29600	219	<40	<40	155	<40	<12	98	757	<24	<20	<12	<24	<9	<8	176000	88000	87200
TPE2461	1.50-	150128-102	23/01/2015	28/01/2015	05/02/2015	POS	82000	402000	90100	70100	10900	67.2	9350	62500	54700	52300	40600	46100	12300	5220	<40	<40	41700	<40	<12	99	250000	<24	<20	<12	<24	<9	<8	974000	573000	151000
TPE2462	0.50-	150128-102	23/01/2015	28/01/2015	05/02/2015	POS	251	6200	37800	21800	14000	<40	40.6	119	167	162	11700	18300	9510	3180	<40	<40	80	<40	<12	120	670	<24	<20	<12	<24	<9	<8	120000	79800	39700
TPE2462	1.50-	150128-102	23/01/2015	28/01/2015	05/02/2015	POS	41600	196000	64400	87100	8080	66.1	2740	16300	27800	19500	41100	59100	11700	4980	<40	162	10900	<40	<12	97	99600	<24	<20	<12	162	<9	162	586000	355000	131000
TPE2475	0.50-	150221-57	17/02/2015	21/02/2015	01/05/2015	POS	145000	1230000	992000	4550000	1420000	395	12800	139000	96700	34600	253000	2000000	1180000	488000	<100	<100	92500	<100	<30	87	486000	<60	<50	<30	<24	<9	<20	12100000	8190000	3460000
TPE2475	1.50-	150221-57	17/02/2015	21/02/2015	12/03/2015	POS	493000	2530000	184000	175000	47300	703	45700	428000	329000	290000	55500	99700	38400	16000	<200	<200	285000	<200	<60	102	1580000	<120	211	<60	<24	<9	<40	5000000	2940000	484000
TPE2477	0.40-	150221-57	17/02/2015	21/02/2015	30/04/2015	POS	<40	199000	390000	1500000	476000	<40	<40	<40	<40	23500	118000	1320000	768000	320000	<40	<40	<40	<40	<12	45	<176	<24	<20	<12	<24	<9	<8	4790000	2560000	2230000
TPE2477	1.20-	150221-57	17/02/2015	21/02/2015	12/03/2015	POS	447000	1790000	334000	606000	90200	620	57200	452000	298000	361000	108000	325000	62500	23600	<200	<200	301000	<200	<60	101	1560000	<120	143	<60	<24	<9	<40	5230000	2820000	856000
TPE2479	0.50-	150219-78	16/02/2015	19/02/2015	09/03/2015	POS	<40	7590	45400	92000	22300	<40	<40	<40	<40	1930	7790	37900	15800	6250	<40	<40	<40	<40	<12	72	<176	<24	<20	<12	<24	<9	<8	231000	167000	63400
TPE2479	1.50-	150219-78	16/02/2015	19/02/2015	08/03/2015	POS	385000	362000	231000	222000	86200	549	72400	388000	257000	83800	85200	124000	60800	26700	<200	<200	259000	<200	<60	127	1360000	<120	<100	<60	<24	<9	<40	2620000	901000	354000
TPE2479	2.50-	150219-78	16/02/2015	19/02/2015	08/03/2015	POS	178000	408000	178000	245000	50800	235	16900	107000	119000	11900	25200	62400	15800	5470	<200	<200	71400	<200	<60	106	493000	<120	<100	<60	<24	<9	<40	1490000	882000	115000
TPE2479	3.50-	150219-78	16/02/2015	19/02/2015	06/03/2015	POS	62000	220000	85100	110000	28600	4640	82900	81700	41300	45200	33800	59400	23000	10300	167	<40	54500	167	<12	118	327000	<24	<20	<12	167	<9	<8	932000	444000	162000
TPE2498	0.50-	150128-102	23/01/2015	28/01/2015	05/02/2015	POS	44300	1580000	3900000	1260000	81000	<40	1590	14300	29500	327000	1140000	569000	78100	26400	<40	<40	9520	<40	<12	63	99200	<24	<20	<12	<24	<9	<8	9030000	6820000	2110000
TPE2498	1.50-	150128-102	23/01/2015	28/01/2015	05/02/2015	POS	21500	439000	1090000	319000	25500	82.1	1270	6140	14400	307000	725000	309000	42500	14400	<40	<40	4160	<40	67.7	88	47700	<24	182	<12	67.7	<9	<8	3300000	1870000	1380000
TPE2500	0.50-	150128-102	23/01/2015	28/01/2015	05/02/2015	POS	<40	552	<100	<100	<100	<40	<40	<40	<40	<100	<100	<100	<100	<100	<40	<40	<40	<40	<12	96	<176	<24	<20	<12	<24	<9	<8	552	552	<100
TPE2501	0.50-	150221-57	17/02/2015	21/02/2015	30/04/2015	POS	7050	72000	172000	287000	77900	<200	387	2830	4700	9050	70100	369000	98100	37200	<200	<200	2080	<200	<60	79	17200	<120	<100	<60	60.8	<9	60.8	1170000	610000	547000
TPE2501	1.50-	150221-57	17/02/2015	21/02/2015	11/03/2015	POS	1220	258000	137000	134000	23700	<40	73.7	310	813	9000	42300	118000	51100	19800	<40	<40	207	<40	<12	73	2630	<24	<20	<12	<24	<9	<8	776000	553000	220000
TPE2501	2.70-	150221-57	17/02/2015	21/02/2015	11/03/2015	POS	305000	466000	133000	91800	14700	207	121000	386000	203000	35000	50500	73700	29300	12400	<200	<200	257000	<200	<60	97	1270000	<120	333	<60	<24	<9	<40	2170000	706000	188000
TPE2502	0.50-	150128-102	23/01/2015	28/01/2015	05/02/2015	POS	<40	886	2630	8870	3640	<40	<40	<40	<40	<100	<100	2450	3380	<100	<40	<40	<40	<40	<12	105	<176	<24	<20	<12	<24	<9	<8	21900	16000	5830
TPE2502	1.50-	150128-102	23/01/2015	28/01/2015	05/02/2015	POS	<40	<100	6060	20000	8490	<40	<40	<40	<40	366	1940	15400	12600	5150	<40	<40	<40	<40	<12	92	<176	<24	<20	<12	<24	<9	<8	64800	34500	30300
TPE2514	0.50-	150221-57	17/02/2015	21/02/2015	05/05/2015	POS	29000	47900	88900	541000	183000	109	1770	18500	19300	5170	25800	342000	168000	65300	<40	<40	12300	<40	<12	58	81000	<24	<20	<12	<24	<9	<8	1480000	861000	541000
TPE2514	1.70-	150221-57	17/02/2015	21/02/2015	12/03/2015	POS	366000	2010000	450000	144000	23400	547	10500	223000	244000	52300	83500	53800	16800	6030	<200	<200	149000	<200	<60	105	992000	<120	<100	<60	<24	<9	<40	3820000	2630000	206000
TPE2515	0.50-	150219-78	16/02/2015	19/02/2015	09/03/2015	POS	665000	2140000	607000	137000	17500	<200	28300	412000	443000	63100	110000	39600	7920	3640	<200	<200	275000	<200	<60	104	1820000	<120	<100	<60	<24	<9	<40	4950000	2900000	221000
TPE2515	1.50-	150219-78	16/02/2015	19/02/2015	09/03/2015	POS	926000	3650000	1010000	304000	73300	695	88400	771000	617000	139000	238000	138000	61600	24600	308	<200	514000	308	<60	76	2920000	<120	<100	<60	308	<9	<40	8540000	5050000	576000
TPE2516	0.30-	150221-57	17/02/2015	21/02/2015	01/05/2015	POS	2890	58000	169000	512000	191000	41.9	221	1170	1920	3110	19500	264000	195000	84900	<40	<40	816	<40	<12	59	7080	<24	<20	21	32.8	21	11.8	1420000	930000	482000
TPE2516	1.50-	150221-57	17/02/2015	21/02/2015	11/03/2015	POS	115000	692000	517000	973000	217000	392	104000	180000	76500	88500	239000	519000	179000	69900	<200	<200	120000	<200	<60	100	596000	<120	544	<60	<24	<9	<40	4020000	2400000	1030000
TPE2516	2.50-	150221-57	17/02/2015	21/02/2015	11/03/2015	POS	316000	1070000	870000	1080000	182000	1360	259000	356000	211000	39800	122000	293000	76100	28600	<200	<200	237000	<200	<60	159	1380000	<120	1500	<60	<24	<9	<40	5120000	3200000	531000
TPE2518	0.50-	150219-78	16/02/2015	19/02/2015	09/03/2015	POS	1660	35600	86200	176000	47300	<40	518	1270	1110	4440	20300	103000	37700	15100	<40	<40	847	<40	<12	63	5440	<24	<20	<12	<24	<9	<8	516000	345000	165000
TPE2518	1.50-	150219-78	16/02/2015	19/02/2015	09/03/2015	POS	11500	190000	307000	643000	208000	308	8750	10100	7640	58700	272000	1420000	512000	231000	<40	<40	6750	<40	<12	78	45000	<24	<20	<12	<24	<9	<8	3650000	1350000	2260000
TPE2518	2.50-	150219-78	16/02/2015	19/02/2015	08/03/2015	POS	43200	83100	37000	47900	13100	2670	41200	54700	28800	6880	7090	30700	10600	4390	85.4	<40	36500	85.4	<12	92	207000	<24	<20	<12	85.4	<9	<8	443000	181000	55300
TPE2518	3.40-	150219-78	16/02/2015	19/02/2015	09/03/2015	POS	193000	578000	227000	237000	44900	202	3740	65800	129000	127000	78200	98300	25600	9420	<200	<200	43900	<200	<60	111	436000	<120	<100	<60	<24	<9	<40	1850000	1090000	329000
TPE2546	0.50-	150128-102	23/01/2015	28/01/2015	05/02/2015	POS	<40	3430	43000	116000	57700	<40	<40	<40	<40	1080	10500	83600	80100	37400	<40	<40	<40	<40	<12	117	<176	<24	<20	<12	<24	<9	<8	395000	220000	175000
TPE2546	1.50-	150128-102	23/01/2015	28/01/2015	05/02/2015	POS	13000	119000	159000	154000	27800	<40	163	2050	8630	125000	106000	162000	48100	20100	<40	<40	1370	<40	<12	92	25200	<24	<20	<12	<24	<9	<8	927000	460000	441000
TPE2547	0.50-	150128-102	23/01/2015	28/01/2015	05/02/2015	POS	<40	2440	35100	154000	56500	<40	<40	<40	<40	<100	13000	236000	63000	22600	<40	<40	<40	<40	<12	132	<176	<24	<20	<12	<24	<9	<8	560000	248000	312000
TPE2547	1.50-	150128-102	23/01/2015	28/01/2015	05/02/2015	POS	427	182000	1550000	1130000	356000	<40	67.1	166	284	14900	328000	498000	134000	60900	<40	<40	110	<40	<12	72	1070	<24	<20	<12	<24	<9	<8	4190000	3210000	974000
TPE2548	0.50-	150128-102	23/01/2015	28/01/2015	05/02/2015	POS	<40	3800	22300	17100	4520	<40	<40	<40	<40	222	2860	22700	28700	12400	<40	<40	<40	<40	<12	101	<176	<24	<20	<12	<24	<9	<8	102000	47800	54500
TPE2548	1.50-	150128-102	23/01/2015	28/01/2015	05/02/2015	POS	50400	1440000	900000	193000	48300	40.7	744	9480	33600	281000	335000	120000	89800	35600	<40	<40	6320	<40	<12	110	101000	<24	<20	<12	<24	<9	<8	3510000	2580000	825000
TPE2552	0.50-	150302-28	26/02/2015	02/03/2015	24/03/2015	POS	<10	<100	<100	<100	<100	<10	<10	<10	<10	127	<100	483	417	<100	<10	<10	<10	<10	<3	93	<44	<6	<5	<3	<24	<9	<2	1030	<100	1030
TPE2552	1.50-	150302-28	26/02/2015	02/03/2015	25/03/2015	POS	<40	<100	<100	<100	<100	<40	<40	<40	<40	<100	<100	660	<100	<100	<40	<40	<40	<40	<12	98	<176	<24	<20	<12	<24	<9	<8	662	<100	660
TPE2552	2.50-	150302-28	26/02/2015	02/03/2015	25/03/2015	POS	<40	<100	<100	<100	<100	<40	<40	<40	<40	<100	<100	<100	<100	<100	<40	<40	<40	<40	<12	100	<176	<24	<20	<12	<24	<9	<8	<100	<100	<100
TPE2562	0.50-	150219-78	16/02/2015	19/02/2015	09/03/2015	POS	<40	33400	127000	225000	66900	<40	<40	<40	<40	2620	34300	160000	63200	23500	<40	<40	<40	<40	<12	94	<176	<24	<20	<12	<24	<9	<8	712000	452000	260000
TPE2562	1.50-	150219-78	16/02/2015	19/02/2015	06/03/2015	POS	67600	253000	112000	77500	19100	<40	37000	106000	45100	51300	37600	56300	20800	8000	103	<40	70400	103	<12	94	326000	<24	91.2	<12	103	<9	<8	954000	462000	166000
TPE2562	2.00-	150219-78	16/02/2015	19/02/2015	08/03/2015	POS	488000	654000	282000	150000	34000	892	333000	840000	325000	44900	65500	67200	18300	7090	798	<200	560000	798	<60	147	2550000	<120	<100	<60	798	<9	<40	3860000	1120000	196000
TPE2564	1.50-	150221-57	17/02/2015	21/02/2015	11/03/2015	POS	41400	1170000	499000	641000	452000	<40	2590	24500	27600	162000	211000	494000	395000	186000	<40	<40	16400	<40	<12	32	113000	<24	<20	<12	<24	<9	<8	4140000	2770000	1260000
TPE2565	0.50-	150219-78	16/02/2015	19/02/2015	09/03/2015	POS	<40	6400	27700	110000	33100	<40	<40	<40	<40	<100	7520	81100	45400	19000	<40	<40	<40	<40	<12	81	<176	<24	<20	<12	<24	<9	13.3	311000	177000	134000
TPE2565	1.50-	150219-78	16/02/2015	19/02/2015	07/03/2015	POS	12500	29600	11700	15700	6600	149	6950	11100	8300	<100	<100	3550	2780	1360	<40	134	7370	<40	<12	113	46400	<24	<20	<12	134	<36	134	116000	63500	6340
TPE2565	2.50-	150219-78	16/02/2015	19/02/2015	09/03/2015	POS	17100	49900	26100	21400	<100	375	12500	14800	11400	1710	3330	7190	1860	542	<40	<40	9840	<40	<12	122	66000	<24	<20	<12	<24	<9	<8	178000	97400	14100
TPE2565	3.50-	150219-78	16/02/2015	19/02/2015	08/03/2015	POS	1240	15000	6780	10700	3560	44.4	379	481	826	2540	899	4850	6800	3660	<40	<40	320	<40	<12	93	3290	<24	<20	<12	<24	<9	<8	54400	36000	15100
TPE2565	4.20-	150219-78	16/02/2015	19/02/2015	08/03/2015	POS	61.1	6980	3710	6240	<100	<40	<40	<40	41.1	1040	<100	<100	<100	<100	<40	<40	<40	<40	<12	93	195	<24	<20	<12	<24	<9	<8	18200	16900	1040
TPE2603	0.50-	150217-34	13/02/2015	17/02/2015	04/03/2015	POS	483000	902000	492000	409000	81500	6370	439000	547000	322000	331000	265000	377000	97700	37400	724	<200	365000	724	<60	158	2160000	<120	<100	<60	724	<9	<40	5120000	1880000	1070000
TPE2603	1.50-	150217-34	13/02/2015	17/02/2015	03/03/2015	POS	124000	243000	168000	94400	14900	1690	91800	118000	83000	35900	42100	36700	5280	1380	<100	<100	78900	<100	<30	129	498000	<60	<50	<30	<24	<9	<20	1140000	521000	120000
TPE2603	2.50-	150217-34	13/02/2015	17/02/2015	06/03/2015	POS	226000	301000	190000	131000	25800	22300	504000	386000	151000	38400	49700	70300	18100	6830	1320	<200	258000	1320	<60	123	1550000	<120	<100	<60	1320	<9	<40	2370000	648000	176000
TPE2604	0.50-	150217-34	13/02/2015	18/02/2015	06/03/2015	POS	120000	272000	187000	121000	26900	544	163000	264000	80000	74100	105000	498000	718000	332000	269	<200	176000	269	<60	132	805000	<120	<100	<60	269	<9	<40	2850000	607000	1390000
TPE2604	1.50-	150217-34	13/02/2015	18/02/2015	06/03/2015	POS	102000	154000	73900	75200	24900	584	81600	147000	68000	46000	38300	133000	153000	68300	<200	<200	98000	<200	<60	113	497000	<120	<100	<60	<24	<9	<40	1200000	328000	371000
TPE2604	2.50-	150217-34	13/02/2015	18/02/2015	06/03/2015	POS	236000	426000	212000	209000	55100	8020	321000	407000	158000	168000	107000	292000	306000	135000	515	<200	271000	515	<60	101	1400000	<120	<100	<60	515	<9	<40	3180000	902000	872000

Monitor Phase 68

Sample Desc	Sample Depth	SDG ID.	Date Sampled	Received On	Date Complete		Aliphatics >C10-C12	Aliphatics >C12-C16	Aliphatics >C16-C21	Aliphatics >C21-C35	Aliphatics >C35-C44	Aliphatics >C5-C6	Aliphatics >C6-C8	Aliphatics >C8-C10	Aromatics >EC10-EC12	Aromatics >EC12-EC16	Aromatics >EC16-EC21	Aromatics >EC21-EC35	Aromatics >EC35-EC44	Aromatics >EC40-EC44	Aromatics >EC5-EC7	Aromatics >EC7-EC8	Aromatics >EC8-EC10	Benzene	Ethylbenzene	GRO Surrogate % recovery**	GRO TOT (Moisture Corrected)	m,p-Xylene	Methyl tertiary butyl ether (MTBE)	o-Xylene	sum of detected BTEX by GC	sum of detected mpo xylene by GC	Toluene	Total Aliphatics & Aromatics >C5-C44	Total Aliphatics >C12-C44	Total Aromatics >EC12-EC44
					Commercial >1m RBSL																71000	617000	547000	5000									389000			
					POS >1m RBSL																432000			48000								478000				
							µg/kg	µg/kg	µg/kg	µg/kg	µg/kg	µg/kg	µg/kg	µg/kg	µg/kg	µg/kg	µg/kg	µg/kg	µg/kg	µg/kg	µg/kg	µg/kg	µg/kg	µg/kg	µg/kg	%	µg/kg	µg/kg	µg/kg	µg/kg	µg/kg	µg/kg	µg/kg	µg/kg	µg/kg	µg/kg
TPE2645	0.50-	150217-34	13/02/2015	17/02/2015	05/03/2015	POS	<40	<100	545	7880	1240	<40	<40	<40	<40	<100	451	5060	4970	2020	<40	<40	<40	<40	<12	93	<176	<24	<20	<12	<24	<9	<8	20100	9660	10500
TPE2645	1.60-	150217-34	13/02/2015	17/02/2015	05/03/2015	POS	<40	<100	<100	2780	<100	<40	<40	<40	<40	<100	<100	<100	<100	<100	<40	<40	<40	<40	<12	100	<176	<24	<20	<12	<24	<9	<8	2780	2780	<100
TPE2645	3.00-	150217-34	13/02/2015	17/02/2015	03/03/2015	POS	2490	16300	3500	3810	<100	<40	55.9	926	1660	1610	<100	620	119	<100	<40	<40	673	<40	25.1	81	5820	<24	<20	27.4	52.5	27.4	<8	31800	23700	2340
TPE2651	0.50-	150221-57	17/02/2015	21/02/2015	21/04/2015	POS	67.3	239000	617000	394000	73000	69.9	124	94	44.5	11400	68700	193000	62000	23400	<40	<40	103	<40	<12	43	536	<24	<20	<12	25.4	<9	25.4	1660000	1320000	335000
TPE2651	1.50-	150221-57	17/02/2015	21/02/2015	11/03/2015	POS	15800	24200	12400	15800	<100	157	15900	23800	10600	2650	4100	12200	5710	2090	<40	<40	15900	<40	<12	84	82300	<24	<20	<12	<24	<9	<8	159000	52400	24700
TPE2651	2.50-	150221-57	17/02/2015	21/02/2015	12/03/2015	POS	266000	384000	135000	78000	5610	4040	355000	401000	178000	45000	52200	48500	11000	3950	<200	<200	267000	<200	<60	139	1470000	<120	2650	<60	<24	<9	<40	2230000	603000	157000
TPE2651	3.30-	150221-57	17/02/2015	21/02/2015	12/03/2015	POS	329000	413000	157000	102000	7320	6790	627000	678000	219000	42300	52100	63600	16700	6020	<200	<200	452000	<200	<60	75	2320000	<120	5340	<60	<24	<9	<40	3170000	679000	175000
TPE2652	0.50-	150217-34	13/02/2015	18/02/2015	06/03/2015	POS	453000	1360000	606000	421000	65900	67900	1860000	1260000	302000	428000	366000	324000	57700	19700	<200	<200	842000	<200	<60	118	4790000	<120	<100	<60	<24	<9	<40	8420000	2460000	1180000
TPE2652	1.50-	150217-34	13/02/2015	18/02/2015	06/03/2015	POS	324000	591000	305000	200000	28200	955	192000	423000	216000	247000	168000	165000	29200	10500	<200	<200	282000	<200	<60	148	1440000	<120	<100	<60	<24	<9	<40	3170000	1120000	610000
TPE2652	2.50-	150217-34	13/02/2015	18/02/2015	06/03/2015	POS	184000	664000	556000	324000	31300	38000	834000	483000	123000	95600	131000	137000	22200	7360	956	<200	322000	956	<60	89	1990000	<120	<100	<60	956	<9	<40	3950000	1570000	386000
TPE2653	0.50-	150217-34	13/02/2015	17/02/2015	05/03/2015	POS	631000	1500000	556000	265000	59300	7670	462000	416000	421000	1810000	421000	148000	25100	9660	1050	<200	277000	1050	<60	150	2220000	<120	<100	<60	1050	<9	<40	7000000	2380000	2400000
TPE2653	1.50-	150217-34	13/02/2015	17/02/2015	06/03/2015	POS	292000	963000	314000	112000	21300	27500	498000	459000	195000	285000	109000	52700	11500	4780	<200	<200	306000	<200	<60	90	1810000	<120	<100	<60	<24	<9	<40	3650000	1410000	458000
TPE2653	2.50-	150217-34	13/02/2015	17/02/2015	03/03/2015	POS	232000	185000	106000	73000	6650	12400	433000	362000	154000	185000	98200	81800	12300	4220	789	<200	241000	789	<60	199	1430000	<120	<100	<60	789	<9	<40	2180000	371000	377000
TPE2654	0.50-	150219-78	16/02/2015	19/02/2015	09/03/2015	POS	<40	15200	131000	385000	190000	<40	<40	<40	<40	2570	18600	212000	164000	80900	<40	<40	<40	<40	<12	55	<176	<24	<20	<12	<24	<9	<8	1120000	721000	398000
TPE2654	0.50-	150221-57	17/02/2015	21/02/2015	01/05/2015	POS	<40	28500	179000	732000	233000	<40	<40	<40	<40	9300	48500	491000	260000	99200	<40	<40	40.1	<40	<12	46	<176	<24	<20	<12	<24	<9	<8	1980000	1170000	808000
TPE2654	1.50-	150219-78	16/02/2015	19/02/2015	09/03/2015	POS	110000	1020000	1730000	2620000	2250000	1210	9690	103000	73500	332000	483000	937000	686000	370000	<200	<200	68900	<200	<60	105	367000	<120	<100	<60	<24	<9	<40	10400000	7630000	2440000
TPE2693	0.50-	150302-28	26/02/2015	02/03/2015	24/03/2015	POS	<40	<100	716	<100	<100	<40	<40	<40	<40	<100	309	597	288	<100	<40	<40	<40	<40	<12	98	<176	<24	<20	<12	<24	<9	<8	1910	716	1190
TPE2693	1.50-	150302-28	26/02/2015	02/03/2015	25/03/2015	POS	<40	<100	<100	<100	<100	<40	<40	<40	<40	<100	<100	1560	<100	<100	<40	<40	<40	<40	<12	107	<176	<24	<20	<12	<24	<9	<8	1560	<100	1560
TPE2703	0.50-	150221-57	17/02/2015	21/02/2015	12/03/2015	POS	<40	2570	20100	91900	14300	<40	<40	<40	<40	2910	3760	42300	19000	7570	<40	<40	78.3	<40	<12	64	<176	58.1	<20	<12	58.1	58.1	<8	197000	129000	68000
TPE2703	1.50-	150221-57	17/02/2015	21/02/2015	11/03/2015	POS	114000	371000	237000	263000	32000	3290	177000	196000	76000	112000	95600	154000	26800	8290	<200	<200	131000	<200	<60	133	697000	<120	<100	<60	<24	<9	<40	1990000	902000	388000
TPE2703	2.50-	150221-57	17/02/2015	21/02/2015	11/03/2015	POS	182000	503000	324000	333000	40800	13500	656000	507000	121000	53300	79400	127000	27000	9310	<200	<200	338000	<200	<60	171	1820000	<120	<100	<60	<24	<9	<40	3310000	1200000	286000
TPE2703	3.40-	150221-57	17/02/2015	21/02/2015	11/03/2015	POS	171000	363000	246000	249000	30200	3570	281000	308000	114000	125000	118000	155000	24100	8310	209	<200	205000	<200	<60	173	1080000	<120	<100	<60	<24	<9	<40	2400000	889000	422000
TPE2704	0.50-	150217-34	13/02/2015	17/02/2015	27/04/2015	POS	57900	545000	1160000	359000	38900	1730	131000	116000	38600	215000	504000	250000	39500	14100	265	4900	77300	265	<60	124	428000	<120	<100	<60	5170	<9	4900	3540000	2100000	1010000
TPE2704	1.50-	150217-34	13/02/2015	17/02/2015	03/03/2015	POS	94900	267000	177000	146000	19200	6830	190000	158000	63300	50400	53200	70300	13500	4580	301	<200	105000	301	<60	143	618000	<120	<100	<60	301	<9	<40	1410000	609000	187000
TPE2704	2.10-	150217-34	13/02/2015	17/02/2015	03/03/2015	POS	293000	606000	351000	328000	41200	41900	526000	377000	195000	93700	98800	144000	27400	9100	818	<200	251000	818	<60	155	1690000	<120	<100	<60	818	<9	<40	3380000	1330000	364000
TPE2705	0.50-	150217-34	13/02/2015	17/02/2015	05/03/2015	POS	<40	14600	134000	505000	1130000	<40	<40	<40	<40	8030	216000	2450000	353000	194000	<40	<40	<40	<40	<12	51	<176	<24	<20	<12	<24	<9	<8	4810000	1780000	3030000
TPE2705	1.50-	150217-34	13/02/2015	17/02/2015	06/03/2015	POS	839	153000	928000	4020000	105000	197	2340	881	560	122000	882000	13000000	239000	54900	<40	<40	588	<40	<12	43	5410	<24	<20	<12	<24	<9	<8	19400000	5200000	14200000
TPE2705	2.10-	150217-34	13/02/2015	17/02/2015	03/03/2015	POS	32500	562000	775000	2510000	193000	228	23700	54700	21700	65600	486000	4760000	252000	110000	87.8	<40	36500	87.8	<12	101	169000	<24	<20	<12	87.8	<9	<8	9770000	4040000	5560000
TPE2707	0.50-	150219-78	16/02/2015	19/02/2015	09/03/2015	POS	<40	3540	137000	1200000	1010000	<40	<40	<40	<40	1730	19700	263000	288000	169000	<40	<40	<40	<40	<12	60	<176	<24	<20	<12	<24	<9	<8	2920000	2340000	572000
TPE2707	1.50-	150219-78	16/02/2015	19/02/2015	08/03/2015	POS	60	2950	11800	147000	956000	1400	27300	4810	40.3	1020	7130	75400	425000	260000	77.4	<40	3210	77.4	<12	84	36900	<24	<20	<12	77.4	<9	<8	1660000	1120000	509000
TPE2707	2.70-	150219-78	16/02/2015	19/02/2015	09/03/2015	POS	23500	159000	266000	279000	301000	1410	10200	28700	15600	38500	132000	209000	232000	135000	103	<40	19100	103	<12	68	98700	<24	<20	<12	103	<9	<8	1720000	1010000	612000
TPE2708	0.50-	150217-14	12/02/2015	17/02/2015	02/03/2015	POS	<40	<100	<100	<100	<100	<40	<40	<40	<40	<100	<100	<100	<100	<100	<40	<40	<40	<40	<12	94	<176	<24	<20	<12	<24	<9	<8	<100	<100	<100
TPE2708	1.50-	150217-14	12/02/2015	17/02/2015	02/03/2015	POS	<40	<100	<100	<100	<100	<40	<40	<40	<40	<100	<100	<100	<100	<100	<40	<40	<40	<40	<12	98	<176	<24	<20	<12	<24	<9	<8	<100	<100	<100
TPE2708	2.50-	150217-14	12/02/2015	17/02/2015	03/03/2015	POS	<40	<100	<100	<100	<100	<40	<40	<40	<40	<100	<100	<100	<100	<100	<40	<40	<40	<40	<12	107	<176	<24	<20	<12	<24	<9	<8	<100	<100	<100
TPE2746	0.50-	150108-70	06/01/2015	08/01/2015	14/01/2015	POS	<40	<100	<100	<100	<100	<40	<40	<40	<40	<100	<100	298	7030	4090	<40	<40	<40	<40	<12	97	<176	<24	<20	<12	<24	<9	<8	7330	<100	7320
TPE2746	1.50-	150108-70	06/01/2015	08/01/2015	14/01/2015	POS	<40	<100	<100	8890	<100	<40	<40	<40	<40	<100	2450	16800	9590	3700	<40	<40	<40	<40	<12	89	<176	<24	<20	<12	<24	<9	<8	37800	8890	28900
TPE2746	2.50-	150108-70	06/01/2015	08/01/2015	14/01/2015	POS	<40	<100	<100	4030	<100	<40	<40	<40	<40	<100	<100	2080	4050	2230	<40	<40	<40	<40	<12	94	<176	<24	<20	<12	<24	<9	<8	10200	4030	6130
TPE2747	0.50-	150108-70	06/01/2015	08/01/2015	14/01/2015	POS	<40	<100	1300	11300	5620	<40	<40	<40	<40	150	1750	16900	11600	4990	<40	<40	<40	<40	<12	85	<176	<24	<20	<12	<24	<9	<8	48600	18200	30300
TPE2747	1.50-	150108-70	06/01/2015	08/01/2015	15/01/2015	POS	<40	<100	791	6960	<100	<40	<40	<40	<40	<100	7460	32500	12700	4890	<40	<40	<40	<40	<12	96	<176	<24	<20	<12	<24	<9	<8	60400	7750	52600
TPE2757	0.50-	150217-34	13/02/2015	17/02/2015	05/03/2015	POS	89.3	2730	28100	155000	58300	<40	99.8	171	59.2	<100	2350	82600	95200	41000	<40	<40	117	<40	<12	100	565	<24	<20	<12	<24	<9	<8	425000	244000	180000
TPE2757	1.50-	150217-34	13/02/2015	17/02/2015	05/03/2015	POS	<40	<100	11300	60000	22600	<40	<40	<40	<40	<100	1950	36500	36500	15000	<40	<40	<40	<40	<12	78	<176	<24	<20	<12	<24	<9	<8	169000	93900	75000
TPE2758	0.50-	150217-34	13/02/2015	17/02/2015	05/03/2015	POS	467	<100	<100	6200	17800	884	4900	1210	311	<100	<100	6570	14400	8330	<40	<40	808	<40	<12	86	8590	<24	<20	<12	<24	<9	<8	53500	24000	20900
TPE2758	1.50-	150217-34	13/02/2015	17/02/2015	04/03/2015	POS	114	964	<100	<100	<100	150	997	433	76.2	<100	<100	<100	<100	<100	<40	<40	289	<40	<12	95	2060	<24	<20	<12	<24	<9	<8	3020	964	<100
TPE2758	2.50-	150217-34	13/02/2015	17/02/2015	06/03/2015	POS	142000	113000	78400	155000	57200	10800	335000	341000	94400	15300	22100	54800	22100	10600	349	<200	228000	349	<60	94	1150000	<120	<100	<60	349	<9	<40	1670000	404000	114000
TPE2761	0.50-	150217-14	12/02/2015	17/02/2015	02/03/2015	POS	<40	402	9770	44700	12800	<40	<40	<40	<40	<100	2260	36200	22600	9080	<40	<40	<40	<40	<12	65	<176	<24	<20	<12	<24	<9	<8	129000	67700	61100
TPE2761	1.50-	150217-14	12/02/2015	17/02/2015	28/02/2015	POS	<40	<100	<100	<100	<100	<40	<40	<40	<40	<100	593	9350	2480	809	<40	<40	<40	<40	<12	82	<176	<24	<20	<12	<24	<9	<8	12400	<100	12400
TPE2761	2.40-	150217-14	12/02/2015	17/02/2015	28/02/2015	POS	<40	<100	1470	11900	1890	<40	<40	<40	<40	<100	1410	33800	9490	2710	<40	<40	<40	<40	<12	102	<176	<24	<20	<12	<24	<9	<8	60000	15200	44700
TPE2762	0.50-	150217-14	12/02/2015	17/02/2015	02/03/2015	POS	<40	<100	<100	<100	<100	<40	<40	<40	<40	<100	<100	5630	671	<100	<40	<40	<40	<40	<12	119	<176	<24	<20	<12	<24	<9	<8	6310	<100	6300
TPE2762	1.50-	150217-14	12/02/2015	17/02/2015	02/03/2015	POS	<40	<100	<100	<100	<100	<40	<40	<40	<40	<100	<100	<100	457	<100	<40	<40	<40	<40	<12	103	<176	<24	<20	<12	<24	<9	<8	457	<100	457
TPE2762	2.40-	150217-14	12/02/2015	17/02/2015	02/03/2015	POS	<40	<100	<100	<100	<100	<40	<40	<40	<40	<100	<100	6460	4240	1720	<40	<40	<40	<40	<12	108	<176	<24	<20	<12	<24	<9	<8	10700	<100	10700
TPE2798	0.50-	150217-34	13/02/2015	17/02/2015	04/03/2015	POS	<40	<100	<100	20400	<100	<40	<40	<40	<40	1400	8500	31400	12500	4790	<40	<40	<40	<40	<12	65	<176	<24	<20	<12	<24	<9	<8	74200	20400	53700
TPE2798	1.50-	150217-34	13/02/2015	17/02/2015	28/02/2015	POS	<40	<100	<100	<100	<100	<40	<40	<40	<40	<100	1140	6660	4930	2350	<40	<40	<40	<40	<12	74	<176	<24	<20	<12	<24	<9	<8	12700	<100	12700
TPE2798	2.50-	150217-34	13/02/2015	17/02/2015	28/02/2015	POS	<40	<100	<100	<100	<100	<40	<40	<40	<40	<100	546	1990	265	<100	<40	<40	<40	<40	<12	111	<176	<24	<20	<12	<24	<9	<8	2800	<100	2800
TPE2798	3.50-	150217-34	13/02/2015	17/02/2015	03/03/2015	POS	<40	<100	<100	<100	<100	<40	<40	<40	<40	<100	<100	<100	<100	<100	<40	<40	<40	<40	<12	83	<176	<24	<20	<12	<24	<9	<8	<100	<100	<100
TPE2803	0.50-	150217-34	13/02/2015	17/02/2015	05/03/2015	POS	<40	<100	<100	<100	<100	<40	<40	<40	<40	<100	<100	<100	<100	<100	<40	<40	<40	<40	<12	94	<176	<24	<20	<12	<24	<9	<8	<100	<100	<100
TPE2803	1.50-	150217-34	13/02/2015	17/02/2015	03/03/2015	POS	<40	<100	2850	26800	8600	<40	<40	<40	<40	<100	746	12600	8560	3570	<40	<40	<40	<40	<12	93	<176	<24	<20	<12	<24	<9	<8	60100	38300	21900
TPE2804	0.50-	150108-70	06/01/2015	08/01/2015	11/02/2015	POS	<40	15500	148000	1320000	467000	<40	<40	45.5	<40	5850	64600	1220000	638000	248000	<40	<40	<40	<40	<12	40	<176	<24	<20	<12	<24	<9	11.1	3880000	1950000	1930000
TPE2804	1.00-	150108-72	07/01/2015	08/01/2015	15/01/2015	POS	<40	<100	808	13200	3010	<40	<40	<40	<40	<100	967	14300	5790	2130	<40	<40	<40	<40	<12	97	<176	<24	<20	<12	<24	<9	<8	38100	17000	21100
TPE2804	1.50-	150108-70	06/01/2015	08/01/2015	14/01/2015	POS	40500	188000	101000	74700	6830	<40	5110	48800	27000	27400	39300	53600	14800	5770	<40	<40	32500	<40	<12	90	154000	<24	<20	<12	<24	<9	<8	660000	371000	135000
TPE2804	2.50-	150108-70	06/01/2015	08/01/2015	15/01/2015	POS	91700	276000	164000	107000	16600	<100	7940	104000	61100	10100	28300	52000	15800	6050	<100	<100	69600	<100	<30	104	335000	<60	<50	<30	<24	<9	<20	1000000	563000	106000
TPE2807	0.50-	150221-57	17/02/2015	21/02/2015	13/03/2015	POS	<40	22500	37800	163000	52000	<40	<40	<40	<40	6250	13600	131000	75900	29400	<40	<40	<40	<40	<12	43	<176	<24	<20	<12	<24	<9	<8	502000	276000	227000
TPE2807	1.50-	150221-57	17/02/2015	21/02/2015	13/03/2015	POS	7330	50800	43200	158000	19000	129	1000	4110	4890	11600	21600	89600	10900	3510	<40	<40	2740	<40	<12	97	20200	<24	<20	<12	<24	<9	<8	425000	271000	134000
TPE2807	2.30-	150221-57	17/02/2015	21/02/2015	13/03/2015	POS	33400	191000	140000	288000	23300	2150	45900	50400	22200	80700	79200	190000	40200	13900	<40	<40	33600	<40	<12	125	188000	<24	<20	<12	<24	<9	<8	1220000	642000	390000
TPE2808	0.50-	150217-34	13/02/2015	17/02/2015	05/03/2015	POS	340	<100	<100	21600	4650	<40	<40	75.6	227	<100	1880	14300	<100	<100	<40	<40	50	<40	<12	109	733	<24	<20	<12	<24	<9	<8	43100	26300	16100
TPE2808	1.70-	150217-34	13/02/2015	17/02/2015	04/03/2015	POS	9060	3700	3210	24100	<100	160	4980	7650	6040	3010	4550	19800	5190	1710	<40	<40	5100	<40	<12	107	33000	<24	<20	<12	<24	<9	<8	96500	31000	32500
TPE2811	0.50-	150217-14	12/02/2015	17/02/2015	03/03/2015	POS	41.9	18700	26600	60800	7430	<40	44.5	49.8	<40	14300	46100	103000	25500	8500	<40	<40	56.3	<40	<12	56	240	<24	<20	<12	<24	<9	<8	303000	114000	189000
TPE2811	1.50-	150217-14	12/02/2015	17/02/2015	28/02/2015	POS	6980	<100	<100	<100	<100	<40	258	1960	4660	411	<100	3590	6180	3290	<40	<40	1320	<40	16.4	138	15200	<24	<20	<12	<96	<36	<8	25400	<100	10200
TPE2811	2.40-	150217-14	12/02/2015	17/02/2015	28/02/2015	POS	109	<100	<100	<100	<100	<40	96.6	108	73.6	<100	<100	<100	<100	<100	<40	<40	73.6	<40	<12	110	472	<24	<20	<12	<24	<9	<8	472	<100	<100
TPE2812	0.50-	150217-14	12/02/2015	17/02/2015	03/03/2015	POS	35.4	<100	1650	18000	6320	15.7	18.3	18.3	23.6	<100	5410	63400	25200	8500	<10	<10	17	<10	<3	68	132	<6	<5	<3	<24	<9	<2	120000	26000	94000
TPE2812	1.50-	150217-14	12/02/2015	17/02/2015	28/02/2015	POS	276	<100	<100	9270	1410	<40	193	228	184	<100	1550	23300	5200	1360	<40	<40	153	<40	<12	94	1040	<24	<20	<12	<24	<9	<8	41800	10700	30000
TPE2812	2.70-	150217-14	12/02/2015	17/02/2015	02/03/2015	POS	<40	<100	<100	<100	<100	<40	<40	<40	<40	<100	1460	11900	3400	984	<40	<40	<40	<40	<12	99	<176	<24	<20	<12	<24	<9	<8	16800	<100	16800
TPE2813	0.50-	150217-14	12/02/2015	17/02/2015	03/03/2015	POS	311000	6260000	5830000	16100000	5960000	518	68600	294000	208000	1520000	4040000	27900000	8620000	2940000	<200	<200	196000	<200	<60	68	1080000	<120	<100	<60	<24	<9	<40	77300000	34100000	42100000
TPE2813	1.50-	150217-14	12/02/2015	17/02/2015	03/03/2015	POS	701	88300	126000	540000	165000	26.6	51.8	150	468	12800	96500	955000	242000	74100	<10	<10	118	<10	4.2	48	1520	<6	<5	7	<24	<9	<2	2230000	920000	1310000
TPE2813	2.70-	150217-14	12/02/2015	17/02/2015	28/02/2015	POS	2650	45500	49000	257000	58200	<40	196	753	1770	21900	35600	492000	115000	32600	<40	<40	549	<40	<12	104	5940	<24	<20	23.8	<24	23.8	<8	1080000	409000	665000
TPE2844	0.60-	150217-34	13/02/2015	17/02/2015	04/03/2015	POS	<40	<100	1740	8130	<100	<40	<40	<40	<40	1030	1930	9530	6170	2470	<40	<40	<40	<40	<12	100	<176	<24	<20	<12	<24	<9	<8	28500	9870	18700
TPE2849	0.50-	150108-72	07/01/2015	08/01/2015	12/02/2015	POS	62	2450	20100	188000	41600	<40	<40	62	40.9	2560	12800	165000	77700	31200	<40	<40	43.6	<40	<12	80	<176	<24	<20	<12	<24	<9	<8	510000	252000	258000
TPE2849	1.50-	150108-72	07/01/2015	08/01/2015	14/01/2015	POS	12300	647000	750000	433000	20600	130	9120	2720	8190	212000	355000	350000	35700	14000	93.6	<40	1810	93.6	<12	89	34300	<24	<20	<12	93.6	<9	<8	2840000	1850000	953000
TPE2850	1.00-	150108-70	06/01/2015	08/01/2015	16/01/2015	POS	251	13900	38200	1310000	326000	136	1360	414	168	2930	18000	714000	242000	66600	<40	<40	276	<40	<12	53	2620	<24	<20	<12	<24	<9	<8	2670000	1690000	977000
TPE2850	2.00-	150108-70	06/01/2015	08/01/2015	15/01/2015	POS	10300	176000	173000	2320000	387000	217	48400	24700	6850	97500	112000	1220000	212000	49900	241	<200	16500	241	<60	101	108000	<120	331	<60	241	<9	<40	4800000	3050000	1640000
TPE2851	0.50-	150108-72	07/01/2015	08/01/2015	12/02/2015	POS	<40	2060	9690	82900	28100	<40	<40	<40	<40	<100	1960	37800	36300	18100	<40	<40	<40	<40	<12	55	<176	<24	<20	<12	<24	<9	<8	199000	123000	76000
TPE2851	1.50-	150108-72	07/01/2015	08/01/2015	14/01/2015	POS	<40	2520	3930	43700	10000	<40	<40	<40	<40	<100	2600	41200	26000	11100	<40	<40	<40	<40	<12	54	<176	<24	<20	<12	<24	<9	<8	130000	60100	69800
TPE2851	2.50-	150108-72	07/01/2015	08/01/2015	14/01/2015	POS	<40	<100	<100	11200	<100	<40	<40	<40	<40	<100	783	7730	4890	2080	<40	<40	<40	<40	<12	90	<176	<24	<20	<12	<24	<9	<8	24600	11200	13400
TPE2854	0.50-	150217-34	13/02/2015	17/02/2015	05/03/2015	POS	53300	249000	424000	4320000	40700	<40	1020	35300	35500	33100	245000	1900000	33400	7910	<40	<40	23500	<40	<12	75	149000	<24	<20	<12	<24	<9	<8	7390000	5030000	2210000
TPE2854	1.50-	150217-34	13/02/2015	17/02/2015	06/03/2015	POS	18800	453000	1620000	14100000	74300	92.3	934	12600	12500	7390	209000	1430000	35000	14300	<40	<40	8380	<40	<12	73	53300	<24	<20	<12	<24	<9	<8	18000000	16300000	1680000
TPE2854	2.70-	150217-34	13/02/2015	17/02/2015	04/03/2015	POS	44000	384000	621000	3770000	14000	2050	29400	48700	29300	39300	201000	842000	24000	9230	<40	<40	32500	<40	<12	117	186000	<24	<20	<12	<24	<9	<8	6080000	4790000	1110000
TPE2855	0.50-	150217-34	13/02/2015	17/02/2015	04/03/2015	POS	2950	23600	383000	3060000	28900	<40	87.8	1070	1970	14100	274000	1850000	54000	19600	<40	<40	715	<40	<12	75	6820	<24	<20	<12	<24	<9	<8	5690000	3500000	2190000
TPE2858	0.50-	150217-14	12/02/2015	17/02/2015	03/03/2015	POS	154	4750	18400	98100	33400	54.5	84.7	102	102	3080	19800	312000	110000	40900	<40	<40	82.4	<40	<12	56	593	<24	<20	<12	<24	<9	<8	600000	155000	444000
TPE2858	1.50-	150217-14	12/02/2015	17/02/2015	28/02/2015	POS	264	<100	<100	3530	<100	<40	237	317	176	<100	<100	11500	10100	4950	<40	<40	211	<40	<12	96	1220	<24	<20	<12	<24	<9	<8	26400	3530	21700
TPE2858	2.40-	150217-14	12/02/2015	17/02/2015	28/02/2015	POS	9740	58500	109000	36200	304	<40	125	730	6490	1350	16900	10700	3450	1780	<40	<40	486	<40	<12	84	17600	<24	<20	<12	<24	<9	<8	254000	204000	32400
TPE2859	0.50-	150217-14	12/02/2015	17/02/2015	03/03/2015	POS	213000	8920000	6250000	14100000	7750000	6240	268000	363000	142000	872000	2200000	15300000	8920000	3800000	1560	<200	286000	1560	13500	80	1280000	9980	<100	20400	45500	30400	<40	65600000	37000000	27300000
TPE2859	1.50-	150217-14	12/02/2015	17/02/2015	02/03/2015	POS	40400	5800000	21800000	145000000	23700000	2980	50100	60200	26900	926000	6340000	23600000	8330000	3250000	<200	<200	40100	<200	<60	24	221000	<120	<100	<60	<24	<9	<40	235000000	196000000	39200000
TPE2887	0.50-	150108-72	07/01/2015	08/01/2015	12/02/2015	POS	50.4	2670	17800	127000	28400	<40	<40	45.5	<40	<100	3090	52200	32700	14100	<40	<40	<40	<40	<12	82	<176	<24	<20	<12	<24	<9	<8	264000	176000	88000
TPE2887	1.50-	150108-72	07/01/2015	08/01/2015	14/01/2015	POS	<40	<100	8950	52700	6760	<40	<40	<40	<40	1400	7040	44200	16500	6240	<40	<40	<40	<40	<12	50	<176	<24	<20	<12	<24	<9	11	138000	68400	69100
TPE2887	2.50-	150108-72	07/01/2015	08/01/2015	14/01/2015	POS	<40	<100	6430	51400	4450	<40	<40	<40	<40	<100	2430	31600	5460	<100	<40	<40	<40	<40	<12	84	<176	<24	<20	<12	<24	<9	<8	102000	62300	39500
TPE2890	0.00-0.00	150214-75	11/02/2015	14/02/2015	03/03/2015	POS	-	-	-	-	-	-	-	-	-	-	-	-	-	-	-	-	-	-	-	-	-	-	-	-	-	-	-	-	-	-
TPE2890	0.50-	150214-75	11/02/2015	14/02/2015	21/04/2015	POS	100	80000	211000	377000	109000	45.9	100	108	67	18900	71000	269000	117000	48000	<40	<40	119	<40	<12	51	595	31	<20	<12	63.2	31	32.2	1250000	777000	476000
TPE2890	1.50-	150214-75	11/02/2015	14/02/2015	04/03/2015	POS	<40	8420	19000	40100	19700	<40	<40	<40	<40	<100	<100	12700	13300	5550	<40	<40	<40	<40	<12	45	<176	<24	<20	<12	<24	<9	<8	113000	87300	26000
TPE2890	2.50-	150214-75	11/02/2015	14/02/2015	04/03/2015	POS	<40	4420	14000	69500	25800	<40	<40	<40	<40	<100	4350	47600	40300	17200	<40	<40	<40	<40	<12	44	<176	<24	<20	<12	<24	<9	<8	206000	114000	92200
TPE2891	0.50-	150217-14	12/02/2015	17/02/2015	02/03/2015	POS	<40	8710	158000	1580000	32500	<40	<40	<40	<40	488	32800	553000	29000	10100	<40	<40	<40	<40	<12	96	<176	<24	<20	<12	<24	<9	<8	2390000	1780000	615000
TPE2891	1.50-	150217-14	12/02/2015	17/02/2015	02/03/2015	POS	666	74300	860000	7880000	85800	<40	72.8	454	445	10700	144000	1360000	41100	13600	<40	<40	302	<40	<12	97	1960	<24	<20	<12	<24	<9	<8	10500000	8900000	1560000
TPE2892	0.50-	150217-14	12/02/2015	17/02/2015	02/03/2015	POS	<40	1190	10600	33500	11300	<40	<40	<40	<40	687	2880	26100	21800	9670	<40	<40	<40	<40	<12	96	<176	<24	<20	<12	<24	<9	<8	108000	56700	51400
TPE2892	1.50-	150217-14	12/02/2015	17/02/2015	02/03/2015	POS	<40	1080	5990	14700	4450	<40	<40	<40	<40	<100	3630	19000	13300	5440	<40	<40	<40	<40	<12	107	<176	<24	<20	<12	<24	<9	<8	62200	26200	35900

Monitor Phase 68

Sample Desc	Sample Depth	SDG ID.	Date Sampled	Received On	Date Complete		Aliphatics >C10-C12	Aliphatics >C12-C16	Aliphatics >C16-C21	Aliphatics >C21-C35	Aliphatics >C35-C44	Aliphatics >C5-C6	Aliphatics >C6-C8	Aliphatics >C8-C10	Aromatics >EC10-EC12	Aromatics >EC12-EC16	Aromatics >EC16-EC21	Aromatics >EC21-EC35	Aromatics >EC35-EC44	Aromatics >EC40-EC44	Aromatics >EC5-EC7	Aromatics >EC7-EC8	Aromatics >EC8-EC10	Benzene	Ethylbenzene	GRO Surrogate % recovery**	GRO TOT (Moisture Corrected)	m,p-Xylene	Methyl tertiary butyl ether (MTBE)	o-Xylene	sum of detected BTEX by GC	sum of detected mpo xylene by GC	Toluene	Total Aliphatics & Aromatics >C5-C44	Total Aliphatics >C12-C44	Total Aromatics >EC12-EC44
					Commercial >1m RBSL																71000	617000	547000	5000									389000			
					POS >1m RBSL																432000			48000								478000				
							µg/kg	µg/kg	µg/kg	µg/kg	µg/kg	µg/kg	µg/kg	µg/kg	µg/kg	µg/kg	µg/kg	µg/kg	µg/kg	µg/kg	µg/kg	µg/kg	µg/kg	µg/kg	µg/kg	%	µg/kg	µg/kg	µg/kg	µg/kg	µg/kg	µg/kg	µg/kg	µg/kg	µg/kg	µg/kg
TPE2893	0.50-	150217-14	12/02/2015	17/02/2015	03/03/2015	POS	12800	371	7690	23800	6680	337	881	3810	8560	<100	1620	17500	8560	3740	<200	<200	2640	<200	<60	52	29100	<120	<100	<60	<24	<9	<40	95400	38500	27700
TPE2924	0.50-	150217-34	13/02/2015	17/02/2015	04/03/2015	POS	<40	<100	<100	<100	<100	<40	<40	<40	<40	<100	<100	<100	<100	<100	<40	<40	<40	<40	<12	89	<176	<24	<20	<12	<24	<9	<8	<100	<100	<100
TPE2924	1.50-	150217-34	13/02/2015	17/02/2015	28/02/2015	POS	<40	<100	<100	<100	<100	<40	<40	<40	<40	<100	1160	5300	2320	1010	<40	<40	<40	<40	<12	105	<176	<24	<20	<12	<24	<9	<8	8780	<100	8780
TPE2929	0.50-	150108-72	07/01/2015	08/01/2015	16/01/2015	POS	<40	<100	<100	<100	<100	<40	<40	<40	<40	<100	<100	<100	<100	<100	<40	<40	<40	<40	<12	100	<176	<24	<20	<12	<24	<9	<8	<100	<100	<100
TPE2930	0.50-	150108-72	07/01/2015	08/01/2015	16/01/2015	POS	1030	86100	113000	41100	<100	<40	327	501	684	12200	25900	13200	<100	<100	<40	<40	333	<40	<12	101	2880	<24	<20	<12	<24	<9	<8	294000	240000	51300
TPE2930	1.50-	150108-72	07/01/2015	08/01/2015	14/01/2015	POS	2200	66100	89600	37100	<100	<40	1450	1180	1470	8720	19200	12900	<100	<100	<40	<40	788	<40	<12	85	7210	<24	<20	<12	<24	<9	<8	241000	193000	40900
TPE2931	0.50-	150108-70	06/01/2015	08/01/2015	14/01/2015	POS	400	6740	5510	21600	606	<40	1250	273	267	423	4990	26200	8170	3410	<40	<40	183	<40	<12	91	2460	<24	49.3	<12	<24	<9	<8	76700	34500	39800
TPE2931	1.50-	150108-70	06/01/2015	08/01/2015	16/01/2015	POS	53000	750000	825000	1340000	89700	867	161000	93500	35300	193000	313000	612000	54300	18700	<200	<200	62400	<200	<60	111	406000	<120	<100	<60	<24	<9	<40	4580000	3000000	1170000
TPE2932	0.50-	150108-72	07/01/2015	08/01/2015	16/01/2015	POS	803	6180	32600	147000	36500	<40	142	175	535	2090	11900	84700	42600	16900	<40	<40	152	<40	<12	58	1870	<24	<20	<12	<24	<9	14	365000	222000	141000
TPE2932	1.50-	150108-72	07/01/2015	08/01/2015	15/01/2015	POS	<40	<100	6130	46000	<100	<40	<40	<40	<40	2460	7470	40000	10000	3830	<40	<40	<40	<40	<12	75	<176	<24	<20	<12	<24	<9	<8	112000	52100	60000
TPE2932	2.50-	150108-72	07/01/2015	08/01/2015	15/01/2015	POS	166000	735000	843000	4300000	254000	18500	665000	608000	110000	258000	575000	2730000	235000	72400	1160	<200	406000	1160	<60	215	1970000	<120	<100	<60	1160	<9	<40	11900000	6140000	3790000
TPE2935	0.50-	150217-14	12/02/2015	17/02/2015	02/03/2015	POS	<40	<100	<100	<100	<100	<40	<40	<40	<40	<100	<100	<100	<100	<100	<40	<40	<40	<40	<12	104	<176	<24	<20	<12	<24	<9	<8	<100	<100	<100
TPE2935	1.50-	150217-14	12/02/2015	17/02/2015	28/02/2015	POS	<40	<100	<100	<100	<100	<40	<40	<40	<40	<100	<100	<100	<100	<100	<40	<40	<40	<40	<12	113	<176	<24	<20	<12	<24	<9	<8	<100	<100	<100
TPE2967	0.50-	150108-72	07/01/2015	08/01/2015	15/01/2015	POS	<40	<100	<100	<100	<100	<40	<40	<40	<40	<100	<100	<100	<100	<100	<40	<40	<40	<40	<12	102	<176	<24	<20	<12	<24	<9	<8	<100	<100	<100
TPE2967	1.50-	150108-72	07/01/2015	08/01/2015	15/01/2015	POS	<40	<100	<100	<100	<100	<40	<40	<40	<40	<100	<100	<100	<100	<100	<40	<40	<40	<40	<12	101	<176	<24	<20	<12	<24	<9	<8	<100	<100	<100
TPE2967	2.50-	150108-72	07/01/2015	08/01/2015	15/01/2015	POS	<40	<100	<100	<100	<100	<40	<40	<40	<40	<100	<100	<100	<100	<100	<40	<40	<40	<40	<12	103	<176	<24	<20	<12	<24	<9	<8	<100	<100	<100
TPE2967	3.50-	150108-72	07/01/2015	08/01/2015	15/01/2015	POS	35700	264000	134000	139000	139000	<40	5560	25700	23800	41400	57300	47800	46700	18000	<40	<40	17100	<40	<12	92	108000	<24	<20	<12	<24	<9	<8	977000	676000	193000
TPE2972	0.50-	150214-75	11/02/2015	14/02/2015	04/03/2015	POS	<40	3550	6810	17700	9480	<40	<40	<40	<40	<100	<100	14100	11300	4050	<40	<40	<40	<40	<12	70	<176	<24	<20	<12	<24	<9	<8	63100	37600	25400
TPE2972	1.50-	150214-75	11/02/2015	14/02/2015	04/03/2015	POS	121	3570	12100	26400	6900	80.6	146	108	80.6	985	5860	35800	21100	8600	<40	<40	72.8	<40	<12	72	614	<24	<20	<12	<24	<9	<8	113000	49000	63800
TPE2972	2.50-	150214-75	11/02/2015	14/02/2015	04/03/2015	POS	<40	<100	<100	<100	<100	<40	<40	<40	<40	<100	<100	<100	<100	<100	<40	<40	<40	<40	<12	102	<176	<24	<20	<12	<24	<9	<8	<100	<100	<100
TPE2972	3.50-	150214-75	11/02/2015	14/02/2015	04/03/2015	POS	<40	<100	<100	788	<100	<40	<40	<40	<40	1190	1120	2620	<100	<100	<40	<40	<40	<40	<12	110	<176	<24	<20	<12	<24	<9	<8	5710	788	4920
TPE2972	4.50-	150214-75	11/02/2015	14/02/2015	04/03/2015	POS	<40	<100	<100	<100	<100	<40	<40	<40	<40	<100	<100	<100	<100	<100	<40	<40	<40	<40	<12	83	<176	<24	<20	<12	<24	<9	<8	<100	<100	<100
TPE2973	0.50-	150217-14	12/02/2015	17/02/2015	02/03/2015	POS	<40	359	4520	20400	5180	<40	<40	<40	<40	<100	2370	24900	13700	5190	<40	<40	<40	<40	<12	96	<176	<24	<20	<12	<24	<9	<8	71400	30500	40900
TPE2973	1.50-	150217-14	12/02/2015	17/02/2015	28/02/2015	POS	<40	<100	<100	<100	<100	<40	<40	<40	<40	<100	<100	1730	5180	2820	<40	<40	<40	<40	<12	109	<176	<24	<20	<12	<24	<9	<8	6910	<100	6910
TPE2973	2.50-	150217-14	12/02/2015	17/02/2015	28/02/2015	POS	999	56200	86000	15500	<100	<40	393	404	666	13200	42300	13800	5760	2620	<40	<40	269	<40	<12	117	2750	<24	<20	<12	<24	<9	<8	235000	158000	75000
TPE2976	0.50-	150217-14	12/02/2015	17/02/2015	23/04/2015	POS	97	12500	77200	293000	115000	<40	<40	71.9	64.3	8380	87900	374000	188000	87000	<40	<40	51.2	<40	<12	62	338	<24	<20	<12	<24	<9	<8	1160000	498000	658000
TPE2976	1.50-	150217-14	12/02/2015	17/02/2015	28/02/2015	POS	22900	61900	59900	30700	5400	<40	129	2200	15200	117000	38200	29700	9720	3710	<40	<40	1470	<40	<12	83	41900	<24	<20	<12	<24	<9	<8	394000	158000	194000
TPE2976	2.50-	150217-14	12/02/2015	17/02/2015	02/03/2015	POS	492000	605000	450000	238000	38800	<200	8660	185000	328000	950000	248000	136000	30700	9160	<200	<200	123000	<200	<60	107	1140000	<120	<100	<60	<24	<9	<40	3830000	1330000	1360000
TPE2976	3.50-	150217-14	12/02/2015	17/02/2015	28/02/2015	POS	55700	438000	219000	152000	11200	<40	3800	25800	37200	89600	66700	71000	15500	5690	<40	<40	17200	<40	<12	90	140000	<24	<20	<12	<24	<9	<8	1200000	820000	243000
TPE2976	4.50-	150217-14	12/02/2015	17/02/2015	28/02/2015	POS	79200	278000	188000	130000	13200	180	17100	61300	52800	241000	95400	93900	20300	7470	<40	<40	40800	<40	<12	115	252000	<24	<20	<12	<24	<9	<8	1310000	609000	450000
TPE3008	0.50-	150217-34	13/02/2015	17/02/2015	04/03/2015	POS	<40	<100	<100	<100	<100	<40	<40	<40	<40	<100	<100	1760	566	217	<40	<40	<40	<40	<12	112	<176	<24	<20	<12	<24	<9	<8	2320	<100	2320
TPE3008	1.50-	150217-34	13/02/2015	17/02/2015	05/03/2015	POS	<40	3700	4250	7030	<100	<40	<40	<40	<40	<100	<100	<100	<100	<100	<40	<40	<40	<40	<12	103	<176	<24	<20	<12	<24	<9	<8	15000	15000	<100
TPE3014	0.50-	150214-75	11/02/2015	14/02/2015	04/03/2015	POS	16500	1060000	979000	283000	3590	61.6	1490	5640	11000	505000	489000	188000	5100	833	<40	<40	3760	<40	<12	81	38500	<24	<20	<12	<24	<9	<8	3550000	2330000	1190000
TPE3014	1.50-	150214-75	11/02/2015	14/02/2015	04/03/2015	POS	18800	1640000	1500000	454000	8120	1810	55400	17400	12500	314000	371000	158000	8800	3320	258	<40	11600	258	<12	113	119000	<24	1080	<12	258	<9	<8	4570000	3610000	851000
TPE3014	2.50-	150214-75	11/02/2015	14/02/2015	04/03/2015	POS	23800	1070000	970000	272000	3250	177	19400	23200	15900	517000	482000	182000	50700	26300	43.7	<40	15400	<40	<12	110	98000	<24	<20	<12	<24	<9	<8	3640000	2320000	1230000
TPE3014	3.20-	150214-75	11/02/2015	14/02/2015	04/03/2015	POS	19600	477000	419000	177000	7240	426	19800	21600	13100	189000	258000	121000	16500	6600	70.4	<40	14400	70.4	<12	113	89100	<24	<20	<12	70.4	<9	<8	1750000	1080000	585000
TPE3016	0.50-	150108-72	07/01/2015	08/01/2015	16/01/2015	POS	27500	362000	10100	99400	16800	<40	73.9	1350	18300	3710	6270	94100	53100	18900	<40	<40	897	<40	<12	88	48100	<24	<20	<12	<24	<9	<8	693000	488000	157000
TPE3016	1.50-	150108-72	07/01/2015	08/01/2015	14/01/2015	POS	48700	1340000	1930000	838000	64900	96.6	15000	49700	32500	92000	510000	348000	58000	16700	<40	<40	33100	<40	<12	92	179000	<24	<20	<12	<24	<9	<8	5360000	4180000	1010000
TPE3016	2.50-	150108-72	07/01/2015	08/01/2015	14/01/2015	POS	200000	987000	785000	340000	29200	<100	2480	30300	133000	162000	358000	189000	30800	12100	<100	<100	20200	<100	<30	78	386000	<60	<50	<30	<24	<9	<20	3270000	2140000	740000
TPE3017	0.50-	150108-72	07/01/2015	08/01/2015	12/02/2015	POS	99.3	14200	106000	572000	213000	<40	108	74.8	65.8	3310	24400	340000	239000	97400	<40	<40	49	<40	<12	57	413	<24	<20	<12	<24	<9	<8	1510000	905000	607000
TPE3017	1.50-	150108-72	07/01/2015	08/01/2015	15/01/2015	POS	606	47400	91800	29400	<100	<40	<40	188	405	13000	41600	16800	5050	2020	<40	<40	125	<40	<12	72	1360	<24	<20	<12	<24	<9	<8	246000	169000	76400
TPE3017	2.50-	150108-72	07/01/2015	08/01/2015	14/01/2015	POS	6190	941000	1890000	333000	2500	181	2210	3390	4120	216000	612000	113000	4840	2380	<40	<40	2260	<40	<12	94	18800	<24	400	<12	<24	<9	<8	4130000	3170000	945000
TPE3093	0.50-	150217-34	13/02/2015	17/02/2015	04/03/2015	POS	<40	<100	<100	<100	<100	<40	<40	<40	<40	<100	<100	<100	<100	<100	<40	<40	<40	<40	<12	115	<176	<24	<20	<12	<24	<9	<8	<100	<100	<100
TPE3093	1.50-	150217-34	13/02/2015	17/02/2015	03/03/2015	POS	10300	431000	282000	42200	<100	<40	97.7	2000	6890	21100	46100	22500	<100	<100	<40	<40	1480	<40	38.9	98	20800	<24	<20	101	140	101	<8	866000	755000	89700
TPE3098	0.50-	150212-8	11/02/2015	12/02/2015	27/02/2015	POS	<10	479	3050	19700	6490	<10	<10	<10	<10	277	3290	14600	7200	3060	<10	<10	<10	<10	<3	41	<44	<6	<5	<3	<24	<9	<2	55100	29800	25400
TPE3098	1.50-	150212-8	11/02/2015	12/02/2015	26/02/2015	POS	9950	407000	566000	112000	1160	122	4260	2890	6630	149000	300000	77600	1610	<100	77.9	<40	1920	77.9	<12	96	25800	<24	<20	<12	77.9	<9	<8	1640000	1090000	528000
TPE3099	0.50-	150212-8	11/02/2015	12/02/2015	25/02/2015	POS	3490	146000	44200	56500	7180	<40	81.3	519	2330	16900	34500	131000	37800	13400	<40	<40	353	<40	<12	82	6790	<24	<20	<12	<24	<9	<8	480000	253000	220000
TPE3099	1.50-	150212-8	11/02/2015	12/02/2015	26/02/2015	POS	9350	382000	458000	83400	2700	114	1800	1650	6240	162000	277000	60600	4850	1680	67.3	<40	1100	67.3	<12	74	21000	<24	625	<12	67.3	<9	<8	1450000	926000	505000
TPE3099	2.50-	150212-8	11/02/2015	12/02/2015	26/02/2015	POS	8900	460000	549000	91900	1220	85.5	1480	1720	5930	166000	281000	62800	4910	1680	46.7	<40	1150	46.7	<12	89	19700	<24	358	<12	46.7	<9	<8	1640000	1100000	515000
TPE3142	0.50-	150212-8	11/02/2015	12/02/2015	27/02/2015	POS	<40	1190	17400	67000	24500	<40	<40	<40	<40	1830	6930	77000	45000	19100	<40	<40	<40	<40	<12	86	<176	<24	<20	<12	<24	<9	<8	241000	110000	131000
TPE3142	0.50-	150212-8	11/02/2015	12/02/2015	27/02/2015	POS	1050	786000	841000	433000	93700	49.3	126	132	703	114000	287000	417000	155000	59500	<40	<40	161	<40	<12	76	2250	50.8	<20	<12	66.8	50.8	16	3130000	2150000	972000
TPE3142	1.50-	150212-8	11/02/2015	12/02/2015	26/02/2015	POS	<40	<100	5180	8810	2640	<40	<40	<40	<40	<100	1270	10100	5310	2600	<40	<40	<40	<40	<12	101	<176	<24	<20	<12	<24	<9	<8	33300	16600	16700
TPE3142	1.50-	150212-8	11/02/2015	12/02/2015	25/02/2015	POS	6070	238000	458000	196000	25000	<40	79.4	348	4050	23300	162000	179000	30400	10500	<40	<40	237	<40	<12	88	10800	<24	<20	<12	<24	<9	<8	1320000	917000	395000
TPE3142	2.50-	150212-8	11/02/2015	12/02/2015	27/02/2015	POS	21100	921000	1050000	262000	8380	<40	790	4440	14100	126000	437000	226000	32900	13000	<40	<40	3110	<40	60	75	43500	<24	<20	95	155	95	<8	3110000	2240000	822000
TPE3143	0.80-	150212-8	11/02/2015	12/02/2015	16/04/2015	POS	1680	181000	420000	862000	403000	68.6	211	390	1120	48100	220000	800000	426000	178000	<40	<40	281	<40	<12	70	3740	<24	<20	<12	<24	<9	<8	3360000	1870000	1490000
TPE3143	1.80-	150212-8	11/02/2015	12/02/2015	25/02/2015	POS	29500	733000	591000	262000	34700	371	3260	3410	19700	150000	300000	193000	30100	6730	87.8	<40	2320	87.8	43.3	97	60700	<24	2010	<12	131	<9	<8	2350000	1620000	673000
TPE3144	0.50-	150212-8	11/02/2015	12/02/2015	25/02/2015	POS	300	<100	<100	4770	824	<40	54	169	200	<100	2510	7740	2420	972	<40	<40	113	<40	<12	90	847	<24	<20	<12	<24	<9	<8	19100	5600	12700
TPE3144	1.50-	150212-8	11/02/2015	12/02/2015	27/02/2015	POS	8140	851000	1040000	2150000	1030000	647	6580	10400	5430	351000	750000	2160000	1100000	436000	51.9	<10	6930	51.9	<3	52	38600	<6	438	<3	51.9	<9	<2	9470000	5070000	4360000
TPE3145	1.00-	150212-8	11/02/2015	12/02/2015	26/02/2015	POS	<40	13000	24000	81400	107000	<40	<40	<40	<40	1320	4300	143000	156000	72300	<40	<40	<40	<40	<12	48	<176	<24	<20	<12	<24	<9	<8	531000	225000	305000
TPE3145	2.00-	150212-8	11/02/2015	12/02/2015	25/02/2015	POS	417	<100	<100	3380	<100	<40	<40	88.2	278	<100	<100	11400	7900	3250	<40	<40	59.2	<40	<12	79	878	<24	<20	<12	<24	<9	<8	23600	3380	19300
TPE3189	0.50-	150211-33	09/02/2015	11/02/2015	23/02/2015	POS	<40	<100	39900	224000	82800	<40	<40	<40	<40	<100	4520	109000	98500	41800	<40	<40	<40	<40	<12	103	<176	<24	<20	<12	<24	<9	<8	559000	347000	212000
TPE3189	1.50-	150211-33	09/02/2015	11/02/2015	19/02/2015	POS	1750	5470	7410	14100	3630	54.7	1970	1910	1170	863	4320	14300	8950	3530	<40	<40	1270	<40	<12	99	8130	<24	<20	<12	<24	<9	<8	67200	30600	28400
TPE3191	0.50-	150212-8	11/02/2015	12/02/2015	26/02/2015	POS	1840	93000	236000	503000	180000	<40	84.8	450	1220	19200	134000	640000	335000	139000	<40	<40	350	<40	<12	79	3970	<24	<20	23.6	<24	23.6	<8	2140000	1010000	1130000
TPE3191	1.50-	150212-8	11/02/2015	12/02/2015	26/02/2015	POS	<40	9210	5260	14700	4070	<40	<40	<40	<40	2800	5470	24300	11600	4570	<40	<40	<40	<40	<12	106	<176	<24	<20	<12	<24	<9	<8	77400	33200	44200
TPE3191	2.50-	150212-8	11/02/2015	12/02/2015	25/02/2015	POS	33500	57200	8880	<100	<100	41.4	3140	8900	22300	13500	5540	<100	<100	<100	<40	<40	5930	<40	<12	89	73900	<24	<20	<12	<24	<9	<8	159000	66100	19000
TPE3192	0.50-	150212-8	11/02/2015	12/02/2015	16/04/2015	POS	38700	493000	249000	262000	71000	210	6570	15300	25800	105000	116000	283000	113000	46300	58.5	<40	10200	58.5	<12	100	97100	<24	230	<12	58.5	<9	<8	1790000	1080000	618000
TPE3192	1.50-	150212-8	11/02/2015	12/02/2015	26/02/2015	POS	2270	<100	<100	<100	<100	<40	380	1040	1510	<100	<100	<100	<100	<100	<40	<40	729	<40	<12	97	5970	<24	<20	27.5	27.5	27.5	<8	5970	<100	<100
TPE3193	0.30-	150212-8	11/02/2015	12/02/2015	16/04/2015	POS	1250	79700	88300	56900	13600	<40	53.4	162	836	18000	39200	66900	36800	16100	<40	<40	111	<40	<12	82	2430	<24	<20	<12	<24	<9	<8	402000	239000	161000
TPE3193	1.00-	150212-8	11/02/2015	12/02/2015	16/04/2015	POS	139	62200	100000	121000	42600	<40	<40	67.8	92.8	14100	37600	99600	53600	22300	<40	<40	45.2	<40	<12	66	375	<24	<20	<12	<24	<9	<8	531000	325000	205000
TPE3193	2.00-	150212-8	11/02/2015	12/02/2015	27/02/2015	POS	8920	263000	312000	444000	89200	170	1940	3410	5950	94900	181000	368000	114000	45600	<40	<40	2270	<40	<12	87	22700	<24	<20	<12	<24	<9	<8	1890000	1110000	758000
TPE3193	3.00-	150212-8	11/02/2015	12/02/2015	25/02/2015	POS	4620	4740	7320	3060	<100	98.6	2960	6510	3080	2500	2830	1470	<100	<100	<40	<40	4340	<40	<12	81	21700	<24	111	<12	<24	<9	<8	43500	15100	6800
TPE3194	0.50-	150212-8	11/02/2015	12/02/2015	16/04/2015	POS	1080	55400	123000	275000	74700	<40	67.7	544	723	17000	49700	215000	120000	48100	<40	<40	370	<40	<12	76	2800	<24	<20	<12	<24	<9	<8	932000	528000	401000
TPE3194	1.50-	150212-8	11/02/2015	12/02/2015	28/02/2015	POS	66500	846000	1310000	2230000	922000	1360	40500	43200	44400	272000	680000	1700000	789000	316000	<200	<200	28800	<200	<60	100	225000	<120	433	<60	<24	<9	<40	8970000	5310000	3440000
TPE3194	2.50-	150212-8	11/02/2015	12/02/2015	26/02/2015	POS	14800	241000	433000	306000	125000	5780	59100	25400	9840	98200	239000	273000	124000	50700	302	<40	16900	302	<12	88	132000	<24	<20	<12	302	<9	<8	1970000	1110000	735000
TPE3195	1.00-	150212-8	11/02/2015	12/02/2015	25/02/2015	POS	<40	<100	<100	3540	<100	<40	<40	<40	<40	<100	<100	2370	3700	1780	<40	<40	<40	<40	<12	90	<176	<24	<20	<12	<24	<9	<8	9610	3540	6070
TPE3195	2.00-	150212-8	11/02/2015	12/02/2015	26/02/2015	POS	3630	34000	11200	10600	634	48.8	531	2040	2420	6250	6600	15400	6070	1940	<40	<40	1360	<40	<12	84	10000	<24	<20	<12	<24	<9	<8	101000	56500	34300
TPE3195	3.00-	150212-8	11/02/2015	12/02/2015	25/02/2015	POS	26200	29400	16500	24800	4750	329	7050	15300	17500	6780	8900	36300	17700	5750	<40	<40	10200	<40	<12	78	76600	<24	<20	<12	<24	<9	<8	222000	75400	69700
TPE3197	1.00-	150212-8	11/02/2015	12/02/2015	25/02/2015	POS	<40	283	6740	47900	40000	<40	<40	<40	<40	<100	2090	45300	59500	26600	<40	<40	<40	<40	<12	92	<176	<24	<20	<12	<24	<9	<8	202000	94900	107000
TPE3198	0.50-	150212-8	11/02/2015	12/02/2015	25/02/2015	POS	<40	<100	<100	<100	<100	<40	<40	<40	<40	<100	<100	2360	3020	1420	<40	<40	<40	<40	<12	89	<176	<24	<20	<12	<24	<9	<8	5380	<100	5380
TPE3198	1.50-	150212-8	11/02/2015	12/02/2015	25/02/2015	POS	<40	<100	886	2300	<100	<40	<40	<40	<40	<100	<100	<100	<100	<100	<40	<40	<40	<40	<12	119	<176	<24	<20	<12	<24	<9	<8	3250	3180	<100
TPE3238	0.50-	150217-34	13/02/2015	17/02/2015	04/03/2015	POS	1180	7140	12300	11500	<100	<40	205	353	785	<100	3760	13200	5780	2210	<40	<40	235	<40	<12	96	2780	<24	<20	<12	<24	<9	<8	56400	31000	22700
TPE3238	1.50-	150217-34	13/02/2015	17/02/2015	05/03/2015	POS	2750	25800	41000	19000	3710	<40	316	1180	1840	918	3890	9560	3830	1350	<40	<40	788	<40	<12	105	6900	<24	<20	<12	<24	<9	<8	115000	89500	18200
TPE3238	2.50-	150217-34	13/02/2015	17/02/2015	05/03/2015	POS	450000	1020000	398000	61500	<100	<200	63900	362000	300000	346000	182000	49700	5420	1950	<200	<200	241000	<200	<60	101	1420000	<120	<100	<60	<24	<9	<40	3480000	1480000	584000
TPE3238	3.50-	150217-34	13/02/2015	17/02/2015	06/03/2015	POS	730000	595000	201000	27600	<100	1380	209000	558000	487000	194000	93200	21300	284	<100	350	<200	372000	350	<60	71	2360000	<120	<100	<60	350	<9	<40	3490000	823000	309000
TPE3239	0.50-	150214-75	11/02/2015	14/02/2015	22/04/2015	POS	13500	29000	44400	105000	40300	<40	976	5230	8990	4450	16000	81900	50500	22100	<40	<40	3490	<40	<12	79	32200	<24	<20	<12	<24	<9	<8	403000	218000	153000
TPE3239	1.00-	150214-75	11/02/2015	14/02/2015	22/04/2015	POS	165000	1910000	869000	261000	74900	1090	117000	247000	110000	413000	381000	328000	101000	41500	187	<100	165000	187	<30	77	805000	<60	<50	<30	187	<9	<20	5140000	3120000	1220000
TPE3239	1.50-	150214-75	11/02/2015	14/02/2015	04/03/2015	POS	291	46400	66000	26300	<100	<40	209	317	193	4410	29600	44300	13200	5260	<40	<40	227	<40	<12	100	1250	<24	<20	16.1	<24	16.1	<8	232000	139000	91600
TPE3239	2.50-	150214-75	11/02/2015	14/02/2015	04/03/2015	POS	576000	1240000	367000	80800	10700	1420	182000	482000	384000	344000	160000	95700	20600	6540	<200	<200	321000	<200	<60	154	1950000	<120	<100	<60	<24	<9	<40	4270000	1700000	620000
TPE3239	3.50-	150214-75	11/02/2015	14/02/2015	04/03/2015	POS	584000	332000	99600	18800	3350	1940	155000	467000	389000	110000	51600	21900	3500	1530	<200	<200	311000	<200	<60	88	1910000	<120	<100	<60	<24	<9	<40	2550000	453000	187000
TPE3240	0.60-	150217-34	13/02/2015	17/02/2015	27/04/2015	POS	1120	12000	49000	130000	37800	1180	32200	11600	748	3520	31600	219000	105000	41900	73.8	<40	7730	73.8	<12	90	54600	<24	<20	<12	<96	<36	<8	642000	229000	359000
TPE3240	2.00-	150217-34	13/02/2015	17/02/2015	05/03/2015	POS	704	119000	257000	616000	198000	53.8	783	675	470	9750	73600	428000	215000	87600	<40	<40	450	<40	<12	89	3140	<24	<20	<12	<24	<9	<8	1920000	1190000	726000
TPE3240	3.00-	150217-34	13/02/2015	17/02/2015	05/03/2015	POS	107000	434000	224000	174000	46100	5280	154000	163000	71200	66600	72500	116000	43200	16700	257	<200	109000	257	<60	99	609000	<120	<100	<60	257	<9	<40	1790000	878000	299000
TPE3240	4.00-	150217-34	13/02/2015	17/02/2015	03/03/2015	POS	254000	316000	101000	26500	<100	7210	139000	190000	169000	142000	74700	42100	6040	2080	254	<200	127000	254	<60	159	886000	<120	<100	<60	254	<9	<40	1590000	444000	265000
TPE3241	0.50-	150214-75	11/02/2015	14/02/2015	27/04/2015	POS	4980	236000	143000	106000	23200	48.8	432	898	3320	72300	81500	107000	39900	16200	<40	<40	600	<40	<12	79	10300	<24	<20	<12	<24	<9	<8	820000	509000	301000
TPE3241	1.50-	150214-75	11/02/2015	14/02/2015	04/03/2015	POS	1460	23900	55900	32100	5100	121	1480	1270	974	8170	30700	40300	16400	7250	<40	<40	848	<40	<12	98	6150	<24	<20	<12	<24	<9	<8	219000	117000	95600
TPE3241	2.50-	150214-75	11/02/2015	14/02/2015	04/03/2015	POS	36200	314000	125000	38100	5390	<100	1320	9260	24200	108000	60300	37900	8960	3730	<100	<100	6170	<100	<30	136	77200	<60	<50	<30	<24	<9	<20	775000	482000	215000
TPE3241	3.50-	150214-75	11/02/2015	14/02/2015	04/03/2015	POS	310000	500000	185000	36600	4110	1180	54200	190000	207000	164000	89300	44800	9550	3840	<200	<200	126000	<200	<60	145	888000	<120	<100	<60	<24	<9	<40	1920000	725000	308000
TPE3241	4.50-	150214-75	11/02/2015	14/02/2015	04/03/2015	POS	134000	814000	289000	81900	5920	1790	47300	103000	89300	148000	130000	110000	23400	8830	56.6	<40	69000	56.6	<12	121	445000	<24	<20	<12	56.6	<9	<8	2050000	1190000	412000
TPE3242	0.50-	150214-75	11/02/2015	14/02/2015	27/04/2015	POS	4000	104000	299000	268000	53900	66.6	1020	1110	2670	8130	66000	133000	44000	17300	<40	<40	743	<40	<12	68	9610	<24	<20	<12	<24	<9	<8	986000	725000	251000
TPE3242	1.50-	150214-75	11/02/2015	14/02/2015	02/03/2015	POS	42100	175000	278000	493000	94000	2360	25600	16800	28000	26800	112000	375000	98400	40600	<40	<40	11200	<40	<12	83	126000	<24	<20	<12	<24	<9	<8	1780000	1040000	612000
TPE3242	2.50-	150214-75	11/02/2015	14/02/2015	03/03/2015	POS	25800	375000	582000	705000	109000	3380	33200	16600	17200	113000	255000	515000	117000	44700	<40	<40	11000	<40	<12	99	107000	<24	<20	<12	<24	<9	<8	2880000	1770000	1000000
TPE3242	3.50-	150214-75	11/02/2015	14/02/2015	04/03/2015	POS	184000	522000	207000	281000	11100	3490	107000	156000	123000	227000	152000	258000	29700	8930	<200	<200	104000	<200	<60	149	676000	<120	<100	<60	<24	<9	<40	2360000	1020000	667000

Monitor Phase 68

Sample Descr	Sample Depth	SDG ID.	Date Sampled	Received On	Date Complete		Aliphatics >C10-C12	Aliphatics >C12-C16	Aliphatics >C16-C21	Aliphatics >C21-C35	Aliphatics >C35-C44	Aliphatics >C5-C6	Aliphatics >C6-C8	Aliphatics >C8-C10	Aromatics >EC10-EC12	Aromatics >EC12-EC16	Aromatics >EC16-EC21	Aromatics >EC21-EC35	Aromatics >EC35-EC44	Aromatics >EC40-EC44	Aromatics >EC5-EC7	Aromatics >EC7-EC8	Aromatics >EC8-EC10	Benzene	Ethylbenzene	GRO Surrogate % recovery**	GRO TOT (Moisture Corrected)	m,p-Xylene	Methyl tertiary butyl ether (MTBE)	o-Xylene	sum of detected BTEX by GC	sum of detected mpo xylene by GC	Toluene	Total Aliphatics & Aromatics >C5-C44	Total Aliphatics >C12-C44	Total Aromatics >EC12-EC44
					Commercial >1m RBSL																71000	617000	547000	5000									389000			
					POS >1m RBSL																432000			48000								478000				
							µg/kg	µg/kg	µg/kg	µg/kg	µg/kg	µg/kg	µg/kg	µg/kg	µg/kg	µg/kg	µg/kg	µg/kg	µg/kg	µg/kg	µg/kg	µg/kg	µg/kg	µg/kg	µg/kg	%	µg/kg	µg/kg	µg/kg	µg/kg	µg/kg	µg/kg	µg/kg	µg/kg	µg/kg	µg/kg
TPE3242	4.50-	150214-75	11/02/2015	14/02/2015	04/03/2015	POS	54600	272000	98300	141000	10700	3420	64200	61900	36400	131000	92400	155000	24300	7800	<40	<40	41300	<40	<12	129	262000	<24	<20	<12	<24	<9	<8	1190000	522000	402000
TPE3243	0.50-	150212-8	11/02/2015	12/02/2015	25/02/2015	POS	<40	4680	20800	75600	56700	<40	<40	<40	<40	1220	5130	83900	119000	53100	<40	<40	<40	<40	<12	87	<176	<24	<20	<12	<24	<9	<8	367000	158000	209000
TPE3243	1.50-	150212-8	11/02/2015	12/02/2015	26/02/2015	POS	30400	230000	341000	187000	14200	785	6730	24100	20300	124000	235000	177000	52600	22400	66.4	<40	16000	66.4	<12	111	98300	<24	<20	<12	66.4	<9	<8	1460000	773000	589000
TPE3243	2.50-	150212-8	11/02/2015	12/02/2015	27/02/2015	POS	69000	293000	338000	242000	28900	4860	31700	65600	46000	102000	206000	257000	69800	26600	317	<40	43800	317	<12	123	261000	<24	<20	<12	317	<9	<8	1800000	902000	636000
TPE3245	0.50-	150219-78	16/02/2015	19/02/2015	09/03/2015	POS	<40	7060	49600	154000	59800	<40	<40	<40	<40	4260	11600	131000	126000	54600	<40	<40	<40	<40	<12	72	<176	<24	<20	<12	<24	<9	<8	544000	271000	273000
TPE3245	1.50-	150219-78	16/02/2015	19/02/2015	08/03/2015	POS	<40	<100	<100	<100	<100	<40	<40	<40	<40	<100	<100	<100	<100	<100	<40	<40	<40	<40	<12	98	<176	<24	<20	<12	<24	<9	<8	<100	<100	<100
TPE3287	0.50-	150217-34	13/02/2015	17/02/2015	05/03/2015	POS	567	7740	6560	<100	<100	<40	49.3	264	377	2430	5550	11500	2970	1040	<40	<40	176	<40	<12	90	1460	<24	<20	<12	<24	<9	<8	38200	14300	22500
TPE3287	1.70-	150217-34	13/02/2015	17/02/2015	05/03/2015	POS	76100	1150000	593000	91000	<100	42.2	10700	58100	50700	113000	124000	46800	8880	3850	<40	<40	38700	<40	<12	99	234000	<24	<20	<12	<24	<9	<8	2360000	1840000	293000
TPE3287	3.00-	150217-34	13/02/2015	17/02/2015	03/03/2015	POS	116000	766000	295000	43700	<100	48.3	14400	63300	77500	72100	62000	25400	<100	<100	<40	<40	42200	<40	<12	104	314000	<24	<20	<12	<24	<9	<8	1580000	1100000	159000
TPE3288	0.50-	150217-34	13/02/2015	17/02/2015	06/03/2015	POS	<40	<100	<100	<100	<100	<40	<40	<40	<40	<100	524	3080	687	111	<40	<40	<40	<40	<12	155	<176	<24	<20	<12	<24	<9	<8	4300	<100	4290
TPE3288	1.80-	150217-34	13/02/2015	17/02/2015	05/03/2015	POS	673	49100	54100	18900	1250	<40	64.4	268	449	1400	7980	16100	3830	1060	<40	<40	179	<40	<12	131	1650	<24	<20	<12	<24	<9	<8	154000	123000	29400
TPE3288	2.80-	150217-34	13/02/2015	17/02/2015	03/03/2015	POS	266000	834000	284000	46200	3300	<200	23600	118000	177000	249000	130000	38600	5340	2360	<200	<200	78400	<200	<60	123	663000	<120	<100	<60	<24	<9	<40	2250000	1170000	423000
TPE3288	4.00-	150217-34	13/02/2015	17/02/2015	03/03/2015	POS	411000	531000	181000	40400	<100	<200	56200	204000	274000	197000	99300	46100	9910	3620	<200	<200	136000	<200	<60	133	1080000	<120	<100	<60	<24	<9	<40	2190000	752000	352000
TPE3289	0.50-	150217-34	13/02/2015	17/02/2015	27/04/2015	POS	183	9720	26600	40500	7940	<40	72	87.8	122	3560	7930	40800	22100	8340	<40	<40	65.9	<40	<12	75	553	<24	<20	<12	<24	<9	<8	160000	84700	74400
TPE3289	1.50-	150217-34	13/02/2015	17/02/2015	04/03/2015	POS	93000	1990000	733000	174000	29800	59.5	12400	59300	62000	645000	308000	184000	56100	21800	<40	<40	39500	<40	<12	113	266000	<24	<20	<12	<24	<9	<8	4390000	2930000	1190000
TPE3289	2.50-	150217-34	13/02/2015	17/02/2015	06/03/2015	POS	538000	2210000	748000	174000	34400	<200	32700	277000	358000	292000	201000	127000	38400	14600	<200	<200	185000	<200	<60	85	1390000	<120	<100	<60	<24	<9	<40	5210000	3170000	658000
TPE3289	3.50-	150217-34	13/02/2015	17/02/2015	06/03/2015	POS	392000	983000	328000	83500	18300	4920	235000	412000	261000	158000	97300	63600	19800	7660	529	<200	274000	529	<60	102	1580000	<120	<100	<60	529	<9	<40	3330000	1410000	339000
TPE3290	0.50-	150214-75	11/02/2015	14/02/2015	03/03/2015	POS	<40	1120	9580	84700	72600	<40	<40	<40	<40	<100	21200	275000	126000	55700	<40	<40	<40	<40	<12	84	<176	<24	<20	<12	<24	<9	<8	590000	168000	422000
TPE3290	1.00-	150214-75	11/02/2015	14/02/2015	17/04/2015	POS	218000	1710000	796000	550000	122000	1590	111000	171000	146000	566000	571000	1120000	504000	211000	<200	<200	114000	<200	<60	155	762000	<120	<100	<60	<24	<9	<40	6690000	3170000	2760000
TPE3290	1.50-	150214-75	11/02/2015	14/02/2015	04/03/2015	POS	84000	1260000	464000	232000	37900	1140	47600	70800	56000	474000	283000	285000	65500	24300	<40	<40	47200	<40	<12	180	307000	<24	<20	<12	<24	<9	<8	3410000	2000000	1110000
TPE3291	0.50-	150214-75	11/02/2015	14/02/2015	03/03/2015	POS	300000	1840000	1040000	412000	47100	912	208000	423000	200000	166000	225000	249000	59600	21300	<200	<200	282000	<200	<60	156	1420000	<120	<100	<60	<24	<9	<40	5460000	3340000	700000
TPE3291	1.00-	150214-75	11/02/2015	14/02/2015	03/03/2015	POS	133000	509000	248000	91400	10700	492	34400	90300	88800	68500	69500	71000	17900	6490	<200	<200	60200	<200	<60	130	407000	<120	<100	<60	<24	<9	<40	1490000	859000	227000
TPE3292	0.50-	150214-75	11/02/2015	14/02/2015	28/04/2015	POS	55900	261000	131000	76700	16700	4530	101000	69700	37300	27500	32700	41300	14300	6220	<200	<200	46500	<200	<60	137	315000	<120	<100	<60	<24	<9	<40	916000	486000	116000
TPE3292	1.50-	150214-75	11/02/2015	14/02/2015	04/03/2015	POS	212000	819000	379000	130000	21400	37300	533000	305000	142000	363000	229000	155000	36700	15100	<200	<200	203000	<200	<60	200	1430000	<120	<100	<60	<24	<9	<40	3560000	1350000	784000
TPE3292	2.50-	150214-75	11/02/2015	14/02/2015	04/03/2015	POS	196000	838000	379000	102000	15500	9300	218000	194000	131000	314000	198000	115000	23600	9350	<200	<200	129000	<200	<60	174	877000	<120	<100	<60	<24	<9	<40	2860000	1330000	651000
TPE3292	3.50-	150214-75	11/02/2015	14/02/2015	04/03/2015	POS	213000	428000	191000	66500	6520	10800	217000	218000	142000	189000	123000	100000	25000	10100	<200	<200	145000	<200	<60	170	946000	<120	<100	<60	<24	<9	<40	2070000	692000	437000
TPE3292	4.50-	150214-75	11/02/2015	14/02/2015	04/03/2015	POS	228000	522000	199000	62200	11300	7980	182000	185000	152000	219000	139000	104000	26200	10800	<200	<200	124000	<200	<60	175	879000	<120	<100	<60	<24	<9	<40	2160000	794000	489000
TPE3293	0.50-	150214-75	11/02/2015	14/02/2015	28/04/2015	POS	27600	262000	117000	205000	45700	315	9890	24000	18400	<100	91600	181000	53300	19700	59	<40	16000	59	<12	129	96300	<24	<20	<12	59	<9	<8	1050000	629000	325000
TPE3293	1.50-	150214-75	11/02/2015	14/02/2015	04/03/2015	POS	253	159000	381000	2780000	1470000	74.5	551	687	168	25400	291000	1960000	988000	400000	<40	<40	480	<40	<12	93	2220	<24	<20	22.1	<24	22.1	<8	8050000	4790000	3260000
TPE3293	2.50-	150214-75	11/02/2015	14/02/2015	04/03/2015	POS	156000	567000	252000	328000	138000	7520	125000	136000	104000	90200	107000	282000	113000	42800	<200	<200	90400	<200	<60	146	619000	<120	<100	<60	<24	<9	<40	2500000	1280000	592000
TPE3293	3.50-	150214-75	11/02/2015	14/02/2015	04/03/2015	POS	44800	392000	144000	78000	25100	1130	29800	39200	29900	150000	94300	101000	34000	13700	<40	<40	26100	<40	<12	126	171000	<24	<20	<12	<24	<9	<8	1190000	639000	379000
TPE3293	4.50-	150214-75	11/02/2015	14/02/2015	04/03/2015	POS	380000	1150000	419000	143000	32700	22300	274000	338000	253000	167000	142000	128000	35800	13700	<200	<200	226000	<200	<60	175	1490000	<120	<100	<60	<24	<9	<40	3710000	1750000	473000
TPE3294	0.50-	150212-8	11/02/2015	12/02/2015	25/02/2015	POS	50	2820	14000	37600	8010	<40	<40	<40	<40	538	8750	67400	33700	13100	<40	<40	<40	<40	<12	85	<176	<24	<20	<12	<24	<9	<8	173000	62300	110000
TPE3294	1.50-	150212-8	11/02/2015	12/02/2015	25/02/2015	POS	40000	799000	987000	929000	253000	314	8360	25500	26700	108000	334000	521000	248000	103000	<40	<40	17000	<40	<12	73	118000	<24	<20	<12	<24	<9	<8	4300000	2970000	1210000
TPE3294	2.50-	150212-8	11/02/2015	12/02/2015	26/02/2015	POS	36500	365000	740000	743000	170000	285	4440	19200	24300	168000	462000	692000	224000	89700	<40	<40	12800	<40	<12	72	97700	<24	<20	<12	<24	<9	<8	3660000	2020000	1550000
TPE3295	1.00-	150212-8	11/02/2015	12/02/2015	25/02/2015	POS	6980	135000	133000	117000	28200	<40	379	2590	4650	6540	49600	99600	38900	16300	<40	<40	1730	<40	<12	119	16400	<24	<20	<12	<24	<9	<8	625000	414000	195000
TPE3295	2.00-	150212-8	11/02/2015	12/02/2015	27/02/2015	POS	114000	310000	150000	81000	11100	522	31000	92700	76000	135000	93600	70000	11900	4030	<200	<200	61800	<200	<60	143	376000	<120	<100	<60	<24	<9	<40	1240000	552000	311000
TPE3295	3.00-	150212-8	11/02/2015	12/02/2015	27/02/2015	POS	178000	431000	278000	144000	20100	1990	40500	130000	118000	166000	150000	103000	18400	6940	<200	<200	86600	<200	<60	107	555000	<120	<100	<60	<24	<9	<40	1870000	873000	437000
TPE3296	0.50-	150212-8	11/02/2015	12/02/2015	17/04/2015	POS	<40	16400	105000	250000	102000	<40	<40	<40	<40	6160	40100	208000	134000	55800	<40	<40	<40	<40	<12	75	<176	<24	<20	<12	<24	<9	<8	862000	474000	389000
TPE3296	1.50-	150212-8	11/02/2015	12/02/2015	25/02/2015	POS	<40	<100	<100	14400	2210	<40	<40	<40	<40	<100	<100	11500	8890	3820	<40	<40	<40	<40	<12	104	<176	<24	<20	<12	<24	<9	<8	37000	16600	20400
TPE3296	2.50-	150212-8	11/02/2015	12/02/2015	27/02/2015	POS	45000	523000	313000	206000	52300	<40	7610	53600	30000	118000	201000	298000	115000	45200	<40	<40	35700	<40	<12	93	172000	<24	<20	<12	<24	<9	<8	2000000	1090000	733000
TPE3296	3.50-	150212-8	11/02/2015	12/02/2015	26/02/2015	POS	19500	379000	253000	157000	34200	58.1	7110	22800	13000	133000	141000	118000	39500	16800	<40	<40	15200	<40	<12	95	77600	<24	<20	<12	<24	<9	<8	1330000	823000	432000
TPE3296	4.20-	150212-8	11/02/2015	12/02/2015	28/02/2015	POS	195000	316000	221000	191000	30400	<200	11400	149000	130000	33700	63500	84700	29500	12700	<200	<200	99500	<200	<60	120	585000	<120	<100	<60	<24	<9	<40	1550000	758000	211000
TPE3297	0.50-	150214-75	11/02/2015	14/02/2015	24/04/2015	POS	446	28200	101000	529000	119000	<40	<40	123	298	5120	57000	712000	272000	100000	<40	<40	85.1	<40	<12	60	1000	<24	<20	<12	<24	<9	<8	1820000	778000	1050000
TPE3297	1.50-	150214-75	11/02/2015	14/02/2015	03/03/2015	POS	1580	31600	83200	287000	87100	<40	110	562	1050	7030	37800	329000	154000	58400	<40	<40	398	<40	<12	104	3720	<24	<20	<12	<24	<9	<8	1020000	489000	528000
TPE3297	2.50-	150214-75	11/02/2015	14/02/2015	04/03/2015	POS	1060	10600	33100	168000	74300	97.1	117	177	704	3470	19800	440000	201000	67900	<40	<40	126	<40	<12	73	2280	<24	<20	<12	<24	<9	<8	952000	286000	665000
TPE3297	3.50-	150214-75	11/02/2015	14/02/2015	03/03/2015	POS	99.2	5030	7920	18300	6940	<40	<40	69	65.3	2140	5340	25700	16100	6120	<40	<40	50.8	<40	<12	98	304	<24	<20	<12	<24	<9	<8	87800	38200	49200
TPE3297	4.50-	150214-75	11/02/2015	14/02/2015	02/03/2015	POS	145	715	702	158	<100	<40	87.3	254	96.8	<100	<100	1740	<100	<100	<40	<40	205	<40	<12	129	802	<24	<20	26	26	26	<8	4110	1580	1740
TPE3298	0.50-	150212-8	11/02/2015	12/02/2015	17/04/2015	POS	<40	39400	106000	165000	230000	<40	<40	<40	<40	9240	43700	248000	337000	181000	<40	<40	<40	<40	<12	68	<176	<24	<20	<12	<24	<9	<8	1180000	541000	638000
TPE3298	1.50-	150212-8	11/02/2015	12/02/2015	25/02/2015	POS	7680	310000	285000	67300	33900	<40	328	2490	5120	28200	54900	54200	46400	24000	<40	<40	1660	<40	<12	73	17300	<24	<20	<12	<24	<9	<8	897000	696000	184000
TPE3302	0.50-	150212-8	11/02/2015	12/02/2015	27/02/2015	POS	792	9200	14600	27200	<100	<40	133	334	528	3870	6340	50600	20400	9040	<40	<40	235	<40	<12	78	2070	<24	<20	<12	<24	<9	<8	134000	51000	81200
TPE3303	0.50-	150212-8	11/02/2015	12/02/2015	17/04/2015	POS	<40	2190	18700	140000	42800	<40	<40	<40	<40	2390	13400	329000	204000	82600	<40	<40	<40	<40	<12	69	<176	<24	<20	<12	<24	<9	<8	753000	204000	549000
TPE3303	1.50-	150212-8	11/02/2015	12/02/2015	26/02/2015	POS	406	9260	28500	186000	110000	<40	50.4	155	271	913	9690	219000	137000	53200	<40	<40	107	<40	<12	80	998	<24	<20	<12	<24	<9	<8	701000	334000	366000
TPE3303	2.50-	150212-8	11/02/2015	12/02/2015	25/02/2015	POS	<40	1620	2340	18000	7140	<40	<40	<40	<40	<100	527	21300	13200	5430	<40	<40	<40	<40	<12	67	<176	<24	<20	<12	<24	<9	<8	64300	29100	35100
TPE3303	3.50-	150212-8	11/02/2015	12/02/2015	26/02/2015	POS	<40	2100	3120	38800	17800	<40	<40	<40	<40	276	5440	75100	34200	12900	<40	<40	<40	<40	<12	97	<176	<24	<20	<12	<24	<9	<8	177000	61900	115000
TPE3303	4.70-	150212-8	11/02/2015	12/02/2015	27/02/2015	POS	<200	1360	5940	28400	10700	<200	<200	<200	<200	<100	934	17000	13800	5900	<200	<200	<200	<200	<60	98	<880	<120	<100	<60	<24	<9	<40	78200	46500	31700
TPE3304	0.50-	150212-8	11/02/2015	12/02/2015	27/02/2015	POS	114	9030	10000	20700	16700	<40	53.7	168	76	<100	<100	39900	48800	18800	<40	<40	135	<40	<12	80	578	<24	<20	<12	<24	<9	13.1	146000	56500	88700
TPE3305	2.00-	150212-8	11/02/2015	12/02/2015	25/02/2015	POS	2460	2650	9740	25000	14600	<40	71.4	590	1640	<100	<100	16000	18900	8890	<40	<40	394	<40	<12	82	5170	<24	<20	<12	<24	<9	<8	92100	52000	34900
TPE3305	3.00-	150212-8	11/02/2015	12/02/2015	28/02/2015	POS	373000	190000	107000	157000	31300	703	87100	425000	249000	67400	56300	88500	19200	8170	<200	<200	283000	<200	<60	162	1420000	<120	<100	<60	<24	<9	<40	2130000	485000	231000
TPE3307	0.50-	150214-75	11/02/2015	14/02/2015	27/04/2015	POS	2190	60400	169000	234000	74300	<40	154	428	1460	16300	85000	190000	66000	26200	<40	<40	285	<40	<12	62	4550	<24	<20	<12	<24	<9	<8	900000	538000	358000
TPE3307	1.60-	150214-75	11/02/2015	14/02/2015	04/03/2015	POS	1390	3570	1540	30000	13400	<40	476	1720	928	<100	5370	52100	27000	9430	<40	<40	1140	<40	<12	86	5680	<24	<20	<12	<24	<9	<8	139000	48500	84500
TPE3307	2.50-	150214-75	11/02/2015	14/02/2015	04/03/2015	POS	17500	52900	38000	158000	59100	<40	2340	13200	11700	19800	34100	138000	55200	21000	<40	<40	8820	<40	<12	120	53700	<24	41.4	<12	<24	<9	<8	609000	308000	248000
TPE3307	3.50-	150214-75	11/02/2015	14/02/2015	04/03/2015	POS	555000	922000	357000	264000	67300	877	136000	663000	370000	83000	125000	136000	33200	13000	<200	<200	442000	<200	<60	189	2170000	<120	514	<60	<24	<9	<40	4150000	1610000	377000
TPE3307	4.50-	150214-75	11/02/2015	14/02/2015	04/03/2015	POS	286000	379000	139000	80100	22200	5580	117000	303000	190000	47600	59500	68200	23300	10400	<200	<200	202000	<200	<60	159	1100000	<120	<100	<60	<24	<9	<40	1920000	620000	199000
TPE3308	0.50-	150212-8	11/02/2015	12/02/2015	25/02/2015	POS	737	16100	23800	70800	26800	94.4	929	606	492	1860	7120	48200	23300	9430	<40	<40	404	<40	<12	89	3260	<24	<20	<12	<24	<9	<8	221000	137000	80500
TPE3308	1.50-	150212-8	11/02/2015	12/02/2015	25/02/2015	POS	507	5660	6210	21900	7710	79.5	608	590	338	685	2060	14900	9060	4100	<40	<40	393	<40	<12	112	2520	<24	<20	<12	<24	<9	<8	70800	41500	26800
TPE3309	0.50-	150212-8	11/02/2015	12/02/2015	27/02/2015	POS	27400	443000	337000	1320000	852000	1780	44400	47900	18200	42800	85700	626000	372000	157000	135	<40	31900	135	<12	105	172000	<24	<20	<12	135	<9	<8	4250000	2950000	1130000
TPE3376	1.00-	150212-8	11/02/2015	12/02/2015	17/04/2015	POS	2320	443000	687000	2780000	1100000	<40	176	534	1550	108000	352000	2230000	1440000	563000	<40	<40	356	<40	<12	82	4970	<24	<20	<12	<24	<9	<8	9140000	5000000	4130000
TPE3376	2.00-	150212-8	11/02/2015	12/02/2015	26/02/2015	POS	12700	834000	855000	2290000	879000	783	1680	4610	8440	23800	181000	888000	435000	165000	<40	<40	3070	<40	<12	82	31300	<24	<20	<12	<24	<9	<8	6420000	4860000	1530000
TPE3376	3.00-	150212-8	11/02/2015	12/02/2015	25/02/2015	POS	23800	572000	676000	1790000	661000	<40	303	5500	15900	46000	205000	1020000	519000	201000	<40	<40	3670	<40	<12	82	49200	<24	<20	<12	<24	<9	<8	5540000	3700000	1790000
TPE3377	0.50-	150212-8	11/02/2015	12/02/2015	20/04/2015	POS	3810	217000	489000	1360000	553000	45.9	797	1920	2540	61300	266000	1240000	873000	356000	<40	<40	1280	<40	<12	87	10400	<24	<20	<12	<24	<9	<8	5070000	2620000	2440000
TPE3377	1.50-	150212-8	11/02/2015	12/02/2015	25/02/2015	POS	568	13700	34400	126000	73900	102	729	497	379	327	13300	103000	93000	40400	<40	<40	331	<40	<12	102	2610	<24	<20	<12	<24	<9	<8	460000	248000	209000
TPE3377	2.50-	150212-8	11/02/2015	12/02/2015	25/02/2015	POS	3610	15900	37500	124000	56600	139	2500	1630	2410	4110	19200	118000	86600	34400	<40	<40	1080	<40	<12	71	11600	<24	181	<12	<24	<9	<8	474000	234000	228000
TPE3378	0.50-	150212-8	11/02/2015	12/02/2015	20/04/2015	POS	3580	44900	16500	43000	14100	<40	110	724	2390	16100	11800	73200	54200	22000	<40	<40	504	<40	13.6	76	7320	<24	<20	<12	<24	<9	<8	281000	119000	155000
TPE3378	1.50-	150212-8	11/02/2015	12/02/2015	25/02/2015	POS	1710	67100	79300	269000	129000	<40	105	329	1140	17900	63200	414000	233000	90000	<40	<40	219	<40	<12	113	3530	<24	<20	<12	<24	<9	<8	1280000	544000	729000
TPE3379	0.50-	150212-8	11/02/2015	12/02/2015	20/04/2015	POS	<40	1880	7420	42600	15700	<40	<40	<40	<40	245	3220	41500	24400	9930	<40	<40	<40	<40	<12	72	<176	<24	<20	<12	<24	<9	<8	137000	67600	69300
TPE3379	1.50-	150212-8	11/02/2015	12/02/2015	26/02/2015	POS	25700	25100	21800	110000	44400	104	10900	47300	17200	5560	19100	115000	48800	18100	<40	<40	31600	<40	<12	78	133000	<24	<20	<12	<24	<9	<8	523000	201000	189000
TPE3380	0.50-	150212-8	11/02/2015	12/02/2015	25/02/2015	POS	450	<100	1590	9460	5910	<40	54.2	96.1	301	<100	<100	8790	10800	5400	<40	<40	64.4	<40	<12	89	975	<24	<20	<12	<24	<9	<8	37500	17000	19600
TPE3381	0.50-	150212-8	11/02/2015	12/02/2015	27/02/2015	POS	<200	<100	19900	79100	14100	<200	<200	<200	<200	2380	6970	55100	37400	14100	<200	<200	209	<200	<60	91	<880	<120	<100	<60	<24	<9	<40	216000	113000	102000
TPE3381	1.50-	150212-8	11/02/2015	12/02/2015	26/02/2015	POS	653000	964000	722000	965000	132000	<200	79800	1090000	435000	129000	256000	419000	69600	28000	<200	<200	726000	<200	<60	105	2980000	<120	<100	<60	<24	<9	<40	6640000	2780000	874000
TPE3381	2.50-	150212-8	11/02/2015	12/02/2015	25/02/2015	POS	106000	408000	367000	353000	12300	<200	15000	109000	70500	52600	118000	138000	9370	3520	<200	<200	72800	<200	<60	110	373000	<120	<100	<60	<24	<9	<40	1830000	1140000	318000
TPE3381	3.50-	150212-8	11/02/2015	12/02/2015	26/02/2015	POS	432000	635000	530000	666000	87300	1200	250000	881000	288000	187000	254000	366000	56200	22400	267	<200	587000	267	<60	110	2440000	<120	<100	<60	267	<9	<40	5220000	1920000	863000
TPE3382	0.50-	150212-8	11/02/2015	12/02/2015	27/02/2015	POS	61900	3080	13700	34000	6590	<40	2480	45400	41300	<100	3800	24500	15800	6310	<40	<40	30300	<40	<12	94	181000	<24	<20	<12	<24	<9	<8	283000	57400	44100
TPE3382	1.50-	150212-8	11/02/2015	12/02/2015	27/02/2015	POS	1040	3850	23400	44800	8400	<200	<200	588	694	<100	4670	26500	14200	5940	<200	<200	408	<200	<60	98	3070	<120	<100	<60	<24	<9	<40	129000	80500	45300
TPE3382	2.60-	150212-8	11/02/2015	12/02/2015	26/02/2015	POS	394000	840000	280000	294000	64500	<200	9970	231000	263000	116000	177000	261000	75100	30900	<200	<200	154000	<200	<60	107	1050000	<120	<100	<60	<24	<9	<40	3160000	1480000	630000
TPE3382	3.50-	150212-8	11/02/2015	12/02/2015	26/02/2015	POS	406000	540000	297000	323000	63800	<200	54700	517000	270000	40400	78600	132000	32300	13400	<200	<200	344000	<200	<60	82	1590000	<120	<100	<60	<24	<9	<40	3100000	1220000	283000
TPE3382	4.20-	150212-8	11/02/2015	12/02/2015	26/02/2015	POS	212000	193000	94800	88100	12300	<200	19900	187000	141000	73300	55900	77000	18300	7060	<200	<200	125000	<200	<60	86	685000	<120	<100	<60	<24	<9	<40	1300000	388000	224000
TPE3384	1.00-	150212-8	11/02/2015	12/02/2015	26/02/2015	POS	<40	<100	<100	<100	<100	<40	<40	<40	<40	<100	<100	191	412	<100	<40	<40	<40	<40	<12	107	<176	<24	<20	<12	<24	<9	<8	604	<100	603
TPE3385	0.50-	150212-8	11/02/2015	12/02/2015	26/02/2015	POS	<40	<100	<100	<100	<100	<40	<40	<40	<40	<100	<100	1250	<100	<100	<40	<40	<40	<40	<12	88	<176	<24	<20	<12	<24	<9	<8	1250	<100	1250
TPE3388	0.50-	150212-8	11/02/2015	12/02/2015	20/04/2015	POS	1210	<100	<100	29100	<100	<40	94	226	809	<100	2200	35500	17200	6860	<40	<40	159	<40	<12	74	2530	<24	<20	<12	<24	<9	<8	86500	29100	54900
TPE3388	1.50-	150212-8	11/02/2015	12/02/2015	27/02/2015	POS	120000	368000	13900	29200	5560	<200	2610	18400	80000	19800	10200	33500	13100	5470	<200	<200	12300	<200	<60	96	233000	<120	<100	<60	<24	<9	<40	726000	417000	76600
TPE3389	0.50-	150212-8	11/02/2015	12/02/2015	26/02/2015	POS	<40	<100	<100	<100	<100	<40	<40	<40	<40	<100	169	10200	1300	<100	<40	<40	<40	<40	<12	83	<176	<24	<20	<12	<24	<9	<8	11600	<100	11600
TPE3390	0.50-	150212-8	11/02/2015	12/02/2015	27/02/2015	POS	<40	<100	1150	7010	802	<40	<40	<40	<40	<100	<100	3780	1070	<100	<40	<40	<40	<40	<12	94	<176	<24	<20	<12	<24	<9	<8	13800	8960	4860
TPE3390	1.50-	150212-8	11/02/2015	12/02/2015	27/02/2015	POS	144	4260	16200	68300	21300	<40	65.5	164	95.9	1380	5000	61400	35000	13000	<40	<40	122	<40	<12	70	607	<24	<20	<12	<24	<9	<8	213000	110000	103000
TPE3390	2.50-	150212-8	11/02/2015	12/02/2015	25/02/2015	POS	4250	41300	76600	165000	36000	<40	280	2550	2830	9880	46000	202000	66300	25700	<40	<40	1700	<40	<12	60	11600	<24	<20	<12	<24	<9	<8	655000	319000	324000
TPE3390	3.50-	150212-8	11/02/2015	12/02/2015	26/02/2015	POS	11700	50200	102000	252000	51900	<40	320	3540	7810	21100	55800	186000	65900	23600	<40	<40	2360	<40	<12	80	25800	<24	<20	<12	<24	<9	<8	811000	456000	328000
TPE3390	4.50-	150212-8	11/02/2015	12/02/2015	25/02/2015	POS	1870	29900	65700	148000	19600	<40	172	967	1250	10200	34900	164000	59600	20300	<40	<40	644	<40	<12	94	4920	<24	<20	<12	<24	<9	<8	538000	264000	269000
TPE3391	0.50-	150212-8	11/02/2015	12/02/2015	26/02/2015	POS	<40	11800	18300	41500	8470	<40	<40	<40	<40	1330	4350	30800	16100	5370	<40	<40	<40	<40	<12	55	<176	<24	<20	<12	<24	<9	<8	132000	80000	52500
TPE3391	1.70-	150212-8	11/02/2015	12/02/2015	25/02/2015	POS	<40	503	392	1850	<100	<40	<40	<40	<40	<100	<100	3160	742	<100	<40	<40	<40	<40	<12	129	<176	<24	<20	<12	<24	<9	<8	6650	2750	3900
TPE3391	2.40-	150212-8	11/02/2015	12/02/2015	25/02/2015	POS	<40	<100	1790	11000	1720	<40	<40	<40	<40	<100	<100	10600	5620	1750	<40	<40	<40	<40	<12	109	<176	<24	<20	<12	<24	<9	<8	30700	14500	16200
TPE3391	3.50-	150212-8	11/02/2015	12/02/2015	25/02/2015	POS	13900	49800	110000	261000	14800	<40	238	4070	9290	3450	38600	119000	11600	4710	<40	<40	2720	<40	<12	75	30300	<24	<20	<12	<24	<9	<8	638000	435000	172000
TPE3392	0.50-	150212-8	11/02/2015	12/02/2015	25/02/2015	POS	82.4	90500	35500	27000	8160	<40	<40	62.6	55.7	38200	<100	61600	31900	13400	<40	<40	41.8	<40	<12	100	262	<24	<20	<12	<24	<9	<8	293000	161000	132000

Monitor Phase 68

Sample Desc	Sample Depth	SDG ID.	Date Sampled	Received On	Date Complete		Aliphatics >C10-C12	Aliphatics >C12-C16	Aliphatics >C16-C21	Aliphatics >C21-C35	Aliphatics >C35-C44	Aliphatics >C5-C6	Aliphatics >C6-C8	Aliphatics >C8-C10	Aromatics >EC10-EC12	Aromatics >EC12-EC16	Aromatics >EC16-EC21	Aromatics >EC21-EC35	Aromatics >EC35-EC44	Aromatics >EC40-EC44	Aromatics >EC5-EC7	Aromatics >EC7-EC8	Aromatics >EC8-EC10	Benzene	Ethylbenzene	GRO Surrogate % recovery**	GRO TOT (Moisture Corrected)	m,p-Xylene	Methyl tertiary butyl ether (MTBE)	o-Xylene	sum of detected BTEX by GC	sum of detected mpo xylene by GC	Toluene	Total Aliphatics & Aromatics >C5-C44	Total Aliphatics >C12-C44	Total Aromatics >EC12-EC44
					Commercial >1m RBSL																71000	617000	547000	5000									389000			
					POS >1m RBSL																432000			48000								478000				
							µg/kg	µg/kg	µg/kg	µg/kg	µg/kg	µg/kg	µg/kg	µg/kg	µg/kg	µg/kg	µg/kg	µg/kg	µg/kg	µg/kg	µg/kg	µg/kg	µg/kg	µg/kg	µg/kg	%	µg/kg	µg/kg	µg/kg	µg/kg	µg/kg	µg/kg	µg/kg	µg/kg	µg/kg	µg/kg
TPE3392	1.50-	150212-8	11/02/2015	12/02/2015	03/03/2015	POS	56300	461000	457000	534000	37800	128	22000	75400	37500	202000	252000	346000	34500	14000	<40	<40	56400	<40	6170	135	250000	<24	202	<12	6170	<9	<8	2570000	1490000	834000
TPE3392	2.50-	150212-8	11/02/2015	12/02/2015	26/02/2015	POS	313000	860000	694000	857000	49200	<200	49400	342000	209000	144000	205000	306000	38900	15900	<200	<200	228000	<200	<60	142	1140000	<120	<100	<60	<24	<9	<40	4300000	2460000	693000
TPE3392	3.20-	150212-8	11/02/2015	12/02/2015	25/02/2015	POS	44200	143000	162000	243000	17300	47.9	15500	63600	29500	72700	98100	166000	17400	7250	<40	<40	42400	<40	<12	75	195000	<24	<20	<12	<24	<9	<8	1120000	566000	354000
TPE3393	0.50-	150212-8	11/02/2015	12/02/2015	20/04/2015	POS	756	13900	70600	234000	71400	59.2	1560	2560	504	6430	42500	266000	138000	60300	<40	<40	1710	<40	<12	81	7170	<24	<20	<12	<24	<9	<8	850000	390000	452000
TPE3394	0.50-	150212-8	11/02/2015	12/02/2015	20/04/2015	POS	402	16800	21500	209000	121000	<40	98.8	190	268	8530	24000	275000	140000	58900	<40	<40	129	<40	<12	72	1120	<24	<20	<12	<24	<9	<8	817000	368000	447000
TPE3395	1.00-	150212-8	11/02/2015	12/02/2015	25/02/2015	POS	8670	732000	1130000	2060000	920000	1500	18300	12400	5780	103000	495000	1870000	1220000	486000	68.9	<40	8250	68.9	<12	71	54900	<24	<20	<12	68.9	<9	<8	8590000	4840000	3690000
TPE3395	2.00-	150212-8	11/02/2015	12/02/2015	28/02/2015	POS	66000	392000	1100000	2770000	943000	386	29000	127000	44000	38900	269000	1490000	956000	367000	<200	<200	84500	<200	<60	99	351000	<120	167	<60	<24	<9	<40	8300000	5200000	2750000
TPE3466	0.50-	150214-75	11/02/2015	14/02/2015	27/04/2015	POS	1390	22400	48800	203000	179000	63.3	724	1260	930	9330	35600	240000	268000	128000	<40	42.9	842	<40	<12	83	5270	<24	<20	<12	42.9	<9	42.9	1010000	453000	553000
TPE3466	1.00-	150214-75	11/02/2015	14/02/2015	03/03/2015	POS	446000	286000	76800	176000	144000	271	64800	432000	298000	132000	63500	88500	52400	25000	<200	<200	288000	<200	<60	176	1530000	<120	<100	<60	<24	<9	<40	2550000	683000	337000
TPE3467	1.00-	150212-8	11/02/2015	12/02/2015	20/04/2015	POS	17300	199000	145000	565000	138000	77.9	5860	16300	11500	105000	103000	434000	175000	75400	<40	<40	10800	<40	<12	80	61900	<24	55.5	<12	<24	<9	<8	1920000	1050000	816000
TPE3468	0.50-	150212-8	11/02/2015	12/02/2015	21/04/2015	POS	7980	247000	445000	994000	416000	<40	1920	5950	5320	70600	245000	946000	458000	181000	<40	<40	3970	<40	<12	81	25200	<24	<20	<12	<24	<9	<8	3850000	2100000	1720000
TPE3468	1.50-	150212-8	11/02/2015	12/02/2015	26/02/2015	POS	9780	85500	148000	420000	170000	<40	2190	9600	6520	42800	108000	392000	246000	102000	<40	<40	6400	<40	<12	83	34500	<24	<20	<12	<24	<9	<8	1650000	824000	789000
TPE3468	2.50-	150212-8	11/02/2015	12/02/2015	26/02/2015	POS	29200	26500	48600	126000	17100	135	4190	19200	19500	29300	57600	143000	34200	13200	45.6	<40	12800	<40	<12	102	85300	<24	241	<12	<24	<9	<8	567000	219000	264000
TPE3469	0.50-	150212-8	11/02/2015	12/02/2015	25/02/2015	POS	66900	427000	377000	407000	15400	40.6	2950	53200	44600	158000	209000	245000	21600	8350	<40	<40	35500	<40	<12	103	203000	<24	<20	<12	<24	<9	<8	2060000	1230000	634000
TPE3469	1.50-	150212-8	11/02/2015	12/02/2015	26/02/2015	POS	505000	1020000	911000	1130000	102000	474	152000	564000	336000	133000	254000	389000	39400	16400	379	<200	376000	379	<60	182	1930000	<120	<100	<60	379	<9	<40	5910000	3160000	816000
TPE3470	0.50-	150212-8	11/02/2015	12/02/2015	21/04/2015	POS	<40	15700	54200	104000	28400	<40	<40	<40	<40	4070	16700	80400	47000	20100	<40	<40	<40	<40	<12	62	<176	<24	<20	<12	<24	<9	11.4	351000	203000	148000
TPE3470	1.50-	150212-8	11/02/2015	12/02/2015	25/02/2015	POS	10200	26600	7640	6380	<100	<40	133	1990	6770	<100	2000	5460	3320	1570	<40	<40	1330	<40	<12	87	20400	<24	<20	<12	<24	<9	<8	71800	40600	10800
TPE3470	2.40-	150212-8	11/02/2015	12/02/2015	28/02/2015	POS	167000	743000	721000	615000	32500	<200	57100	184000	111000	77800	190000	222000	16100	6600	<200	<200	123000	<200	<60	119	644000	<120	272	<60	<24	<9	<40	3260000	2110000	506000
TPE3470	3.50-	150212-8	11/02/2015	12/02/2015	25/02/2015	POS	15600	126000	133000	142000	10100	<40	4640	15700	10400	40900	66300	92800	13500	5640	<40	<40	10500	<40	<12	77	56800	<24	<20	<12	<24	<9	<8	681000	410000	213000
TPE3471	0.50-	150212-8	11/02/2015	12/02/2015	20/04/2015	POS	<40	<100	<100	14300	<100	<40	<40	<40	<40	<100	1660	23700	22500	10300	<40	<40	<40	<40	<12	97	<176	<24	<20	<12	<24	<9	<8	62200	14300	47800
TPE3471	1.50-	150212-8	11/02/2015	12/02/2015	27/02/2015	POS	8350	320000	590000	902000	195000	<40	274	2100	5570	119000	453000	1120000	320000	121000	<40	<40	1400	<40	<12	80	17700	<24	<20	<12	<24	<9	<8	4040000	2010000	2010000
TPE3471	2.50-	150212-8	11/02/2015	12/02/2015	26/02/2015	POS	22500	795000	1280000	2970000	1130000	<200	4750	9450	15000	106000	434000	1880000	964000	412000	<200	<200	6300	<200	<60	66	58200	<120	<100	<60	<24	<9	<40	9630000	6180000	3390000
TPE3471	3.50-	150212-8	11/02/2015	12/02/2015	25/02/2015	POS	896	275000	472000	1310000	528000	<40	94.7	348	596	15600	109000	835000	568000	247000	<40	<40	234	<40	<12	94	2180	<24	<20	<12	<24	<9	<8	4120000	2590000	1530000
TPE3471	4.50-	150212-8	11/02/2015	12/02/2015	25/02/2015	POS	40500	1150000	580000	442000	84700	<40	1820	21300	27000	32700	178000	221000	76700	33200	<40	<40	14200	<40	<12	78	105000	<24	<20	<12	<24	<9	<8	2870000	2260000	508000
TPE3475	0.50-	150219-78	16/02/2015	19/02/2015	09/03/2015	POS	<40	3640	4570	9400	<100	<40	<40	<40	<40	<100	1860	12000	6260	2670	<40	<40	<40	<40	<12	101	<176	<24	<20	<12	<24	<9	<8	37700	17600	20100
TPE3476	0.50-	150219-78	16/02/2015	19/02/2015	08/04/2015	POS	<40	7260	37300	274000	113000	<40	<40	<40	<40	5410	20400	270000	176000	70600	<40	<40	<40	<40	<12	71	<176	<24	<20	<12	<24	<9	<8	904000	432000	472000
TPE3476	1.50-	150219-78	16/02/2015	19/02/2015	09/03/2015	POS	302000	600000	411000	352000	72800	213	64500	386000	201000	86200	129000	156000	46600	19200	349	<200	275000	349	<60	101	1230000	<120	632	17900	18200	17900	<40	3080000	1440000	417000
TPE3477	0.50-	150212-8	11/02/2015	12/02/2015	21/04/2015	POS	<40	3380	21600	131000	75800	<40	<40	<40	<40	900	10500	144000	114000	51600	<40	<40	<40	<40	<12	76	<176	<24	<20	<12	<24	<9	<8	501000	232000	269000
TPE3477	1.50-	150212-8	11/02/2015	12/02/2015	27/02/2015	POS	49400	370000	410000	1230000	380000	<200	321	5660	32900	11100	100000	634000	276000	116000	<200	<200	3780	<200	<60	81	92100	<120	<100	<60	<24	<9	<40	3500000	2390000	1020000
TPE3477	2.50-	150212-8	11/02/2015	12/02/2015	25/02/2015	POS	3560	23500	74200	269000	132000	<40	160	826	2370	866	13400	210000	190000	85500	<40	<40	551	<40	<12	85	7490	<24	<20	<12	<24	<9	<8	921000	499000	414000
TPE3477	3.50-	150212-8	11/02/2015	12/02/2015	25/02/2015	POS	3950	113000	177000	262000	48000	<40	161	813	2630	5120	34300	129000	42000	17000	<40	<40	542	<40	<12	94	8120	<24	<20	<12	<24	<9	<8	819000	601000	210000
TPE3479	0.50-	150212-8	11/02/2015	12/02/2015	26/02/2015	POS	<40	4610	15600	21700	1120	<40	<40	<40	<40	1060	8340	21100	7550	3910	<40	<40	<40	<40	<12	102	<176	<24	<20	<12	<24	<9	<8	81000	43000	38000
TPE3479	1.50-	150212-8	11/02/2015	12/02/2015	25/02/2015	POS	8590	29800	29100	37000	<100	<40	218	1690	5730	301	7970	16100	<100	<100	<40	<40	1130	<40	<12	111	17400	<24	<20	<12	<24	<9	<8	138000	95900	24300
TPE3480	0.50-	150214-75	11/02/2015	14/02/2015	24/04/2015	POS	263	37500	141000	1040000	330000	<40	57.3	160	176	9200	49600	435000	262000	111000	<40	<40	117	<40	<12	67	794	<24	<20	<12	<24	<9	<8	2310000	1550000	756000
TPE3480	1.50-	150214-75	11/02/2015	14/02/2015	03/03/2015	POS	2940	61400	122000	725000	172000	<40	61.6	1350	1960	16700	57400	275000	117000	44200	<40	<40	912	<40	<12	93	7230	<24	<20	<12	<24	<9	<8	1550000	1080000	466000
TPE3480	2.50-	150214-75	11/02/2015	14/02/2015	04/03/2015	POS	22500	106000	50100	155000	34100	<40	266	8320	15000	10500	29700	101000	34800	12800	<40	<40	5550	<40	<12	87	51600	<24	<20	<12	<24	<9	<8	573000	345000	176000
TPE3562	0.50-	150212-8	11/02/2015	12/02/2015	26/02/2015	POS	<40	38500	182000	443000	129000	<40	<40	<40	<40	8140	48600	327000	153000	59000	<40	<40	<40	<40	<12	52	<176	<24	<20	<12	<24	<9	10.9	1330000	792000	537000
TPE3562	1.50-	150212-8	11/02/2015	12/02/2015	27/02/2015	POS	1240	5640	10800	17000	<100	<40	997	4520	826	3430	6340	26000	12400	5120	<40	<40	3010	<40	<12	87	10600	<24	<20	<12	<24	<9	<8	92200	33500	48100
TPE3562	2.50-	150212-8	11/02/2015	12/02/2015	25/02/2015	POS	1300	<100	<100	<100	<100	<40	246	1280	868	855	3260	9090	4120	1660	<40	<40	852	<40	<12	108	4590	<24	<20	<12	<24	<9	<8	21900	<100	17300
TPE3562	3.50-	150212-8	11/02/2015	12/02/2015	25/02/2015	POS	61100	80800	37400	28800	7060	173	10900	37400	40700	2750	14000	13800	3930	1770	137	<40	24900	137	<12	91	175000	<24	<20	<12	137	<9	<8	364000	154000	34500
TPE3565	0.50-	150219-78	16/02/2015	19/02/2015	09/03/2015	POS	<40	4430	26000	63000	17500	<40	<40	<40	<40	<100	3490	34600	27600	12100	<40	<40	<40	<40	<12	118	<176	<24	<20	<12	<24	<9	<8	177000	111000	65600
TPE3565	1.50-	150219-78	16/02/2015	19/02/2015	09/03/2015	POS	103000	478000	95000	63400	14300	<200	15400	97200	68600	153000	103000	80800	21600	9310	<200	<200	68400	<200	<60	97	353000	401	139	3160	3560	3560	<40	1360000	650000	358000
TPE3566	0.50-	150219-78	16/02/2015	19/02/2015	09/03/2015	POS	<40	<100	<100	<100	<100	<40	<40	<40	<40	<100	<100	<100	<100	<100	<40	<40	<40	<40	<12	115	<176	<24	<20	<12	<24	<9	<8	<100	<100	<100
TPE3566	1.50-	150219-78	16/02/2015	19/02/2015	08/03/2015	POS	2230	91300	34800	38000	10900	<40	116	3370	1490	7460	17000	18100	5020	2170	<40	<40	2250	<40	<12	105	9460	<24	<20	<12	<24	<9	<8	232000	175000	47600
TPE3566	2.80-	150219-78	16/02/2015	19/02/2015	08/03/2015	POS	40800	238000	73000	68200	18500	<40	7280	76500	27200	22100	43600	38600	10900	4430	<40	<40	51000	<40	<12	81	203000	<24	<20	<12	<24	<9	<8	716000	398000	115000
TPE3567	0.50-	150219-78	16/02/2015	19/02/2015	09/03/2015	POS	<40	<100	2330	7600	5350	<40	<40	<40	<40	<100	<100	9920	11100	5350	<40	<40	<40	<40	<12	129	<176	<24	<20	<12	<24	<9	<8	36300	15300	21000
TPE3567	1.50-	150219-78	16/02/2015	19/02/2015	09/03/2015	POS	<40	<100	<100	<100	<100	<40	<40	<40	<40	<100	<100	<100	<100	<100	<40	<40	<40	<40	<12	104	<176	<24	<20	<12	<24	<9	<8	<100	<100	<100
TPE2253	0.50-	150316-1	12/03/2015	16/03/2015	29/04/2015	POS	<40	11400	49600	60600	13400	<40	<40	<40	<40	3600	8570	45400	26900	10100	<40	<40	59.8	<40	<12	60	<176	34.8	<20	22.2	57	57	<8	220000	135000	84400
TPE2253	1.50-	150316-1	12/03/2015	16/03/2015	07/04/2015	POS	79.7	16400	77400	131000	28700	<40	<40	45.2	53.6	4960	25000	143000	72400	28800	<40	<40	51.2	<40	<12	60	275	<24	<20	<12	<24	<9	<8	498000	253000	245000
TPE2253	2.50-	150316-1	12/03/2015	16/03/2015	07/04/2015	POS	<40	2160	9270	28400	5670	<40	<40	<40	<40	<100	3860	33600	26300	9790	<40	<40	<40	<40	<12	91	<176	<24	<20	<12	<24	<9	<8	109000	45500	63800
TPE2253	3.50-	150316-1	12/03/2015	16/03/2015	07/04/2015	POS	<40	<100	2540	11300	1040	<40	<40	<40	<40	<100	644	10500	3310	1110	<40	<40	<40	<40	<12	94	<176	<24	<20	<12	<24	<9	<8	29300	14900	14400
TPE2254	0.50-	150316-1	12/03/2015	16/03/2015	08/04/2015	POS	<40	30900	116000	262000	58300	<40	<40	<40	<40	2800	17300	128000	54500	21000	<40	<40	<40	<40	<12	34	<176	<24	<20	<12	<24	<9	12.9	670000	467000	203000
TPE2254	1.50-	150316-1	12/03/2015	16/03/2015	07/04/2015	POS	<40	<100	<100	<100	<100	<40	<40	<40	<40	<100	<100	<100	<100	<100	<40	<40	<40	<40	<12	73	<176	<24	<20	<12	<24	<9	<8	<100	<100	<100
TPE2254	2.50-	150316-1	12/03/2015	16/03/2015	07/04/2015	POS	3700	38800	19500	13700	<100	<40	1560	3830	2460	3530	5240	5380	<100	<100	<40	<40	2550	<40	<12	73	14100	<24	<20	<12	<24	<9	<8	100000	72000	14200
TPE2279	0.40-	150312-105	10/03/2015	12/03/2015	03/04/2015	POS	1830	64500	68500	136000	49300	52.9	146	368	1220	2990	14600	71600	38900	15700	<40	<40	261	<40	<12	60	3880	<24	<20	<12	<24	<9	<8	450000	318000	128000
TPE2279	1.40-	150312-105	10/03/2015	12/03/2015	01/04/2015	POS	861	3820	3630	6510	<100	182	884	629	574	<100	1070	4810	1260	<100	<40	<40	419	<40	<12	110	3550	<24	<20	<12	<24	<9	<8	24600	14000	7140
TPE2279	2.40-	150312-105	10/03/2015	12/03/2015	01/04/2015	POS	4030	25700	28700	20700	<100	270	3350	4020	2690	2230	6260	9540	<100	<100	<40	<40	2680	<40	<12	115	17000	<24	<20	<12	<24	<9	<8	110000	75100	18000
TPE2279	3.40-	150312-105	10/03/2015	12/03/2015	02/04/2015	POS	63500	71300	41200	27000	<100	372	21200	43400	42300	6450	9510	12300	<100	<100	<200	<200	28900	<200	<60	114	200000	<120	<100	<60	<24	<9	<40	367000	139000	28300
TPE2280	0.50-	150312-105	10/03/2015	12/03/2015	02/04/2015	POS	223000	355000	62500	29200	4490	4220	80700	174000	149000	15100	13900	20300	11700	4950	<200	<200	116000	<200	<60	120	747000	<120	<100	<60	<24	<9	<40	1260000	451000	61000
TPE2280	1.50-	150312-105	10/03/2015	12/03/2015	03/04/2015	POS	71700	312000	62600	47200	6980	338	12000	45800	47800	58000	24500	25800	6140	2430	<40	<40	30500	<40	<12	113	208000	<24	<20	<12	<24	<9	<8	751000	429000	114000
TPE2280	2.50-	150312-105	10/03/2015	12/03/2015	01/04/2015	POS	19200	249000	50600	29900	<100	<40	1310	9300	12800	9140	10500	13900	4830	1800	<40	<40	6200	<40	<12	103	48900	<24	27.7	<12	<24	<9	<8	417000	330000	38300
TPE2280	3.50-	150312-105	10/03/2015	12/03/2015	01/04/2015	POS	1340	1400	<100	<100	<100	46.3	281	553	892	<100	<100	<100	<100	<100	<40	<40	368	<40	<12	101	3480	<24	<20	<12	<24	<9	<8	4880	1400	<100
TPE2281	0.50-	150316-1	12/03/2015	16/03/2015	07/04/2015	POS	<40	<100	<100	1870	419	<40	<40	<40	<40	1200	1550	6270	3400	1550	<40	<40	<40	<40	<12	36	<176	<24	<20	<12	<24	<9	<8	14800	2290	12400
TPE2281	1.50-	150316-1	12/03/2015	16/03/2015	07/04/2015	POS	42700	686000	73600	49600	7550	<40	549	5640	28500	33700	33100	32000	10700	2750	<40	<40	3760	<40	<12	91	81200	<24	<20	<12	<24	<9	<8	1010000	816000	110000
TPE2281	2.50-	150316-1	12/03/2015	16/03/2015	07/04/2015	POS	19300	5200	1180	2330	<100	<40	164	2610	12900	<100	<100	<100	<100	<100	<40	<40	1740	<40	<12	77	36700	<24	<20	<12	<24	<9	<8	45400	8710	<100
TPE2282	0.50-	150316-1	12/03/2015	16/03/2015	07/04/2015	POS	154	<100	4930	8080	1050	<40	48.3	59.8	102	1890	4720	17800	7980	3390	<40	<40	41.4	<40	<12	72	420	<24	<20	<12	<24	<9	<8	46900	14100	32400
TPE2282	1.50-	150316-1	12/03/2015	16/03/2015	07/04/2015	POS	17000	1850000	262000	232000	64400	<40	325	6150	11300	54800	64100	80100	26400	9990	<40	<40	4100	<40	<12	73	39000	<24	<20	<12	<24	<9	<8	2670000	2400000	225000
TPE2282	2.50-	150316-1	12/03/2015	16/03/2015	07/04/2015	POS	21200	44400	17800	10900	927	40.7	2210	16200	14100	1040	3210	5620	926	<100	<40	<40	10800	<40	<12	99	64600	<24	<20	<12	<24	<9	<8	150000	74100	10800
TPE2283	0.50-	150316-1	12/03/2015	16/03/2015	07/04/2015	POS	71.2	53900	84300	103000	49800	<40	63.3	104	47.5	11700	41100	70800	44200	21600	<40	<40	70.1	<40	<12	44	389	<24	<20	<12	<24	<9	<8	459000	291000	168000
TPE2283	1.50-	150316-1	12/03/2015	16/03/2015	07/04/2015	POS	5040	666000	262000	134000	44100	159	553	841	3360	21500	47000	43200	20700	9290	<40	<40	560	<40	<12	83	10500	<24	<20	<12	<24	<9	<8	1250000	1110000	132000
TPE2283	2.50-	150316-1	12/03/2015	16/03/2015	08/04/2015	POS	331000	205000	79500	34500	2640	324	57700	232000	220000	70000	41200	21000	3800	1330	<200	<200	155000	<200	<60	115	996000	<120	<100	<60	<24	<9	<40	1450000	322000	136000
TPE2299	0.50-	150312-105	10/03/2015	12/03/2015	08/04/2015	POS	22900	423000	435000	271000	60200	56.6	133	3080	15300	13000	86400	122000	48100	19800	<40	<40	2210	<40	42.2	58	43800	31.1	<20	84.4	172	116	13.3	1500000	1190000	269000
TPE2299	0.50-	150316-1	12/03/2015	16/03/2015	07/04/2015	POS	52000	2990000	2140000	1220000	190000	89.1	739	14800	34700	72600	401000	411000	138000	55700	107	<40	9840	107	<12	44	112000	<24	<20	<12	107	<9	<8	7680000	6540000	1020000
TPE2299	1.50-	150312-105	10/03/2015	12/03/2015	02/04/2015	POS	29500	161000	92300	45000	4360	94.1	544	7700	19700	11800	34100	23900	2850	151	<40	<40	5140	<40	<12	103	62700	<24	<20	<12	<24	<9	<8	438000	303000	72700
TPE2299	1.50-	150316-1	12/03/2015	16/03/2015	07/04/2015	POS	15100	49000	28400	20800	4420	54.9	545	5310	10100	3970	10800	11000	<100	<100	<40	<40	3540	<40	<12	72	34600	<24	<20	<12	<24	<9	<8	163000	103000	25800
TPE2299	2.50-	150312-105	10/03/2015	12/03/2015	02/04/2015	POS	85800	449000	144000	62700	4200	234	6700	41400	57200	55500	53500	35400	3480	343	<40	133	27800	<40	<12	125	219000	203	123	<12	336	203	133	1030000	660000	148000
TPE2299	2.50-	150316-1	12/03/2015	16/03/2015	07/04/2015	POS	196000	230000	67900	36900	12200	221	12600	144000	131000	46700	32900	21600	6650	2770	<200	<200	96000	<200	<60	96	580000	<120	<100	<60	<24	<9	<40	1040000	347000	108000
TPE2299	3.50-	150312-105	10/03/2015	12/03/2015	02/04/2015	POS	397000	1450000	603000	179000	11900	4070	152000	446000	265000	310000	215000	79500	10700	3460	387	<200	297000	387	<60	146	1560000	<120	<100	<60	387	<9	<40	4420000	2250000	615000
TPE2299	3.50-	150316-1	12/03/2015	16/03/2015	07/04/2015	POS	111000	472000	146000	71600	10700	513	22700	85000	74200	101000	67200	37400	7980	3160	<200	<200	56700	<200	<60	103	351000	<120	<100	<60	<24	<9	<40	1270000	701000	214000
TPE2300	0.50-	150312-105	10/03/2015	12/03/2015	02/04/2015	POS	4090	214000	284000	280000	76500	106	1370	2520	2730	16100	75000	139000	49800	19200	<40	67.1	1680	<40	<12	69	12600	<24	<20	<12	67.1	<9	67.1	1150000	854000	280000
TPE2300	1.50-	150312-105	10/03/2015	12/03/2015	02/04/2015	POS	102000	255000	145000	163000	34400	102	2940	65800	68000	39400	61000	116000	36800	13600	<40	<40	43800	<40	<12	88	283000	<24	<20	<12	<24	<9	<8	1130000	597000	254000
TPE2300	2.50-	150312-105	10/03/2015	12/03/2015	02/04/2015	POS	<100	714000	306000	108000	10900	240	32500	<100	<100	31600	64900	46500	12700	4870	<100	<100	<100	<100	<30	105	32700	<60	<50	<30	<24	<9	<20	1330000	1140000	156000
TPE2300	3.50-	150312-105	10/03/2015	12/03/2015	02/04/2015	POS	93400	1120000	458000	150000	11800	92.4	10800	58500	62300	73400	104000	59900	16500	6980	<40	666	39600	<40	<12	142	265000	604	45.1	<12	1270	604	666	2260000	1740000	254000
TPE2302	0.50-	150316-1	12/03/2015	16/03/2015	07/04/2015	POS	405	1490	7940	32100	3650	61.9	490	445	270	7490	16700	54200	13700	5400	<40	<40	296	<40	<12	55	1970	<24	<20	<12	<24	<9	<8	139000	45100	92000
TPE2302	1.50-	150316-1	12/03/2015	16/03/2015	07/04/2015	POS	3880	4310	25900	97500	22900	<40	339	973	2590	2120	11900	71700	27200	10600	<40	<40	648	<40	<12	50	8470	<24	<20	<12	<24	<9	<8	272000	151000	113000
TPE2302	2.50-	150316-1	12/03/2015	16/03/2015	08/04/2015	POS	360000	601000	265000	112000	10300	322	51500	214000	240000	190000	145000	66700	12200	4710	<200	<200	143000	<200	<60	116	1010000	<120	<100	<60	<24	<9	<40	2410000	988000	414000
TPE2328	0.50-	150316-1	12/03/2015	16/03/2015	08/04/2015	POS	319000	1230000	739000	211000	14700	<200	5970	151000	213000	418000	340000	131000	24100	<100	<200	<200	100000	<200	<60	101	788000	<120	<100	<60	<24	<9	<40	3900000	2200000	914000
TPE2328	1.50-	150316-1	12/03/2015	16/03/2015	07/04/2015	POS	54600	412000	223000	88700	4900	161	9770	36300	36400	114000	117000	63500	13700	5380	<40	<40	24200	<40	<12	75	161000	<24	<20	<12	<24	<9	<8	1200000	728000	308000
TPE2328	2.50-	150316-1	12/03/2015	16/03/2015	08/04/2015	POS	455000	573000	297000	97100	6220	17800	407000	563000	304000	101000	106000	39500	6010	2220	986	<200	375000	986	<60	171	2120000	<120	<100	<60	986	<9	<40	3350000	973000	252000
TPE2329	0.50-	150312-105	10/03/2015	12/03/2015	02/04/2015	POS	48400	1160000	1120000	685000	97400	69.2	674	12700	32200	42500	242000	354000	128000	49000	<40	<40	8470	<40	<12	54	103000	<24	<20	<12	<24	<9	<8	3930000	3060000	768000
TPE2329	1.50-	150312-105	10/03/2015	12/03/2015	02/04/2015	POS	358000	885000	537000	171000	17300	11900	256000	369000	239000	246000	246000	91000	13500	4210	<200	<200	246000	<200	<60	139	1480000	<120	<100	<60	<24	<9	<40	3690000	1610000	597000
TPE2329	2.50-	150312-105	10/03/2015	12/03/2015	02/04/2015	POS	51200	865000	470000	166000	9700	105	5840	28000	34100	313000	247000	103000	16100	5130	<40	<40	18700	<40	<12	99	138000	<24	<20	<12	<24	<9	<8	2330000	1510000	678000
TPE2330	0.50-	150312-105	10/03/2015	12/03/2015	02/04/2015	POS	14600	101000	273000	210000	17700	59.9	222	3760	9740	3430	26700	75000	26300	10800	<40	<40	2500	<40	<12	74	30900	<24	<20	<12	<24	<9	<8	763000	601000	131000
TPE2330	1.50-	150312-105	10/03/2015	12/03/2015	02/04/2015	POS	87200	793000	472000	124000	6410	217	23100	70700	58100	265000	236000	76000	5210	<100	54.2	<40	47100	54.2	<12	109	286000	<24	<20	<12	54.2	<9	<8	2260000	1400000	583000
TPE2330	2.50-	150312-105	10/03/2015	12/03/2015	02/04/2015	POS	186000	981000	576000	177000	16200	301	103000	186000	124000	277000	257000	89400	10700	3170	328	<200	124000	328	<60	103	725000	<120	895	<60	328	<9	<40	3110000	1750000	635000
TPE2331	0.50-	150316-1	12/03/2015	16/03/2015	07/04/2015	POS	89900	499000	175000	166000	22200	<40	656	50300	59900	44100	73200	118000	26600	10300	<40	<40	33500	<40	<12	81	234000	<24	<20	<12	<24	<9	<8	1360000	862000	262000
TPE2331	1.50-	150316-1	12/03/2015	16/03/2015	07/04/2015	POS	7580	155000	92600	71000	2130	83.1	1370	5950	5050	10600	21200	26900	5100	2010	<40	<40	3970	<40	<12	71	24000	<24	<20	<12	<24	<9	<8	408000	320000	63800
TPE2331	2.50-	150316-1	12/03/2015	16/03/2015	08/04/2015	POS	371000	197000	38900	13700	<100	<200	34000	258000	248000	31100	17000	9240	2940	630	<200	<200	172000	<200	<60	117	1080000	<120	<100	<60	<24	<9	<40	1390000	250000	60300
TPE2332	0.50-	150316-1	12/03/2015	16/03/2015	07/04/2015	POS	1280	4450	7060	148000	15900	<40	117	609	853	372	1900	49600	15400	3860	<40	<40	426	<40	<12	75	3320	<24	<20	<12	<24	<9	<8	246000	176000	67300
TPE2332	1.50-	150316-1	12/03/2015	16/03/2015	07/04/2015	POS	273000	1070000	111000	68000	8280	<200	6060	132000	182000	116000	30000	39300	18300	7730	<200	<200	88100	<200	<60	102	682000	<120	<100	<60	<24	<9	<40	2140000	1260000	204000
TPE2332	2.50-	150316-1	12/03/2015	16/03/2015	07/04/2015	POS	88600	405000	55900	44700	6120	<200	2310	40700	59100	17700	15500	23600	6910	2610	<200	<200	27200	<200	<60	97	218000	<120	<100	<60	<24	<9	<40	793000	511000	63600
TPE2356	0.50-	150316-1	12/03/2015	16/03/2015	07/04/2015	POS	96400	335000	153000	104000	7260	<40	2500	53900	64300	12600	33700	39300	10600	4320	<40	<40	35900	<40	<12	85	253000	<24	<20	<12	<24	<9	<8	949000	599000	96200

Monitor Phase 68

Sample Desc	Sample Depth	SDG ID.	Date Sampled	Received On	Date Complete		Aliphatics >C10-C12	Aliphatics >C12-C16	Aliphatics >C16-C21	Aliphatics >C21-C35	Aliphatics >C35-C44	Aliphatics >C5-C6	Aliphatics >C6-C8	Aliphatics >C8-C10	Aromatics >EC10-EC12	Aromatics >EC12-EC16	Aromatics >EC16-EC21	Aromatics >EC21-EC35	Aromatics >EC35-EC44	Aromatics >EC40-EC44	Aromatics >EC5-EC7	Aromatics >EC7-EC8	Aromatics >EC8-EC10	Benzene	Ethylbenzene	GRO Surrogate % recovery**	GRO TOT (Moisture Corrected)	m,p-Xylene	Methyl tertiary butyl ether (MTBE)	o-Xylene	sum of detected BTEX by GC	sum of detected mpo xylene by GC	Toluene	Total Aliphatics & Aromatics >C5-C44	Total Aliphatics >C12-C44	Total Aromatics >EC12-EC44
					Commercial >1m RBSL																71000	617000	547000	5000									389000			
					POS >1m RBSL																432000			48000								478000				
							µg/kg	µg/kg	µg/kg	µg/kg	µg/kg	µg/kg	µg/kg	µg/kg	µg/kg	µg/kg	µg/kg	µg/kg	µg/kg	µg/kg	µg/kg	µg/kg	µg/kg	µg/kg	µg/kg	%	µg/kg	µg/kg	µg/kg	µg/kg	µg/kg	µg/kg	µg/kg	µg/kg	µg/kg	µg/kg
TPE2356	1.50-	150316-1	12/03/2015	16/03/2015	07/04/2015	POS	122000	386000	167000	101000	5800	288	17000	83000	81100	17600	33500	40800	9460	3650	<200	<200	55300	<200	<60	120	358000	<120	<100	<60	<24	<9	<40	1120000	660000	101000
TPE2356	2.50-	150316-1	12/03/2015	16/03/2015	08/04/2015	POS	329000	595000	174000	79500	6730	963	122000	278000	219000	36900	40000	38600	13300	4960	229	<200	186000	<200	<60	124	1140000	<120	<100	<60	<24	<9	<40	2120000	855000	129000
TPE2357	0.50-	150316-1	12/03/2015	16/03/2015	07/04/2015	POS	19400	353000	166000	236000	27300	<40	1140	8170	12900	10800	38500	137000	56000	20700	<40	<40	5450	<40	<12	70	47100	<24	<20	<12	<24	<9	<8	1070000	782000	242000
TPE2357	1.50-	150316-1	12/03/2015	16/03/2015	07/04/2015	POS	285000	557000	99400	57800	6110	2760	87800	224000	190000	82200	36600	35200	9130	2220	<200	<200	150000	<200	<60	122	940000	<120	<100	<60	<24	<9	<40	1820000	721000	163000
TPE2357	2.50-	150316-1	12/03/2015	16/03/2015	08/04/2015	POS	293000	704000	113000	58900	6120	2870	88300	226000	196000	145000	53400	57200	20500	5470	<200	<200	151000	<200	<60	146	957000	<120	<100	<60	<24	<9	<40	2110000	882000	276000
TPE2358	0.50-	150316-1	12/03/2015	16/03/2015	07/04/2015	POS	<40	2760	26500	82900	5890	<40	<40	<40	<40	<100	6940	49400	12000	2860	<40	<40	<40	<40	<12	43	<176	<24	<20	<12	<24	<9	<8	186000	118000	68300
TPE2358	1.50-	150316-1	12/03/2015	16/03/2015	07/04/2015	POS	11800	8510	26800	39400	<100	<40	84.4	3290	7860	3480	7660	15700	2300	1190	<40	<40	2190	<40	<12	93	25200	<24	<20	<12	<24	<9	<8	129000	74700	29100
TPE2358	2.50-	150316-1	12/03/2015	16/03/2015	07/04/2015	POS	26300	79900	199000	181000	1320	<40	678	13400	17500	7300	42300	59400	2150	<100	<40	<40	8950	<40	<12	98	66900	<24	<20	<12	<24	<9	<8	639000	461000	111000
TPE2358	3.50-	150316-1	12/03/2015	16/03/2015	07/04/2015	POS	478000	841000	108000	83500	12000	<200	9100	226000	318000	144000	39600	55900	13200	3240	<200	<200	151000	<200	<60	116	1180000	<120	<100	<60	<24	<9	<40	2480000	1040000	253000
TPE2359	0.50-	150316-1	12/03/2015	16/03/2015	07/04/2015	POS	<40	9200	55800	519000	177000	<40	<40	<40	<40	3510	17200	326000	190000	69200	<40	<40	<40	<40	<12	30	<176	<24	<20	<12	<24	<9	<8	1300000	761000	537000
TPE2359	1.50-	150316-1	12/03/2015	16/03/2015	07/04/2015	POS	170	1460	7990	19300	4380	<40	<40	123	113	<100	2930	19100	13100	4250	<40	<40	83	<40	<12	78	537	<24	<20	<12	<24	<9	<8	68800	33100	35100
TPE2359	2.50-	150316-1	12/03/2015	16/03/2015	07/04/2015	POS	5610	49400	9220	20400	1780	<40	273	1620	3740	4050	4530	19900	5310	1060	<40	<40	1080	<40	<12	64	12400	<24	<20	<12	<24	<9	<8	127000	80800	33800
TPE2359	3.50-	150316-1	12/03/2015	16/03/2015	07/04/2015	POS	33100	80800	8800	11100	<100	327	13400	22900	22100	4880	2980	5660	<100	<100	<40	<40	15300	<40	<12	80	107000	<24	<20	<12	<24	<9	<8	221000	101000	13500
TPE2393	0.50-	150312-105	10/03/2015	12/03/2015	02/04/2015	POS	475000	1040000	115000	61500	9480	361	74600	339000	316000	51400	28600	31500	11400	4360	<200	<200	226000	<200	<60	136	1430000	<120	355	<60	<24	<9	<40	2780000	1230000	123000
TPE2393	1.50-	150312-105	10/03/2015	12/03/2015	01/04/2015	POS	52400	895000	110000	65100	7980	65	11300	39300	34900	44600	26800	37100	15600	6150	<40	<40	26200	<40	<12	118	164000	<24	<20	<12	<24	<9	<8	1370000	1080000	124000
TPE2393	2.50-	150312-105	10/03/2015	12/03/2015	02/04/2015	POS	275000	1710000	314000	161000	33300	<100	31400	170000	183000	142000	97200	87300	25100	9930	110	<100	127000	<100	5870	139	787000	<60	139	7090	13000	7090	<20	3350000	2210000	351000
TPE2396	0.40-	150316-1	12/03/2015	16/03/2015	08/04/2015	POS	150	416000	1320000	3520000	735000	<40	51.6	127	99.6	46900	675000	2810000	713000	250000	<40	<40	107	<40	<12	29	572	<24	<20	<12	<24	<9	<8	10200000	6000000	4240000
TPE2396	1.40-	150316-1	12/03/2015	16/03/2015	08/04/2015	POS	263000	1140000	228000	601000	52900	373	40300	188000	175000	103000	75700	254000	49400	15900	<200	<200	125000	<200	<60	118	792000	<120	<100	<60	<24	<9	<40	3300000	2020000	482000
TPE2396	2.40-	150316-1	12/03/2015	16/03/2015	08/04/2015	POS	520000	1250000	273000	669000	74600	1920	86200	358000	347000	332000	130000	379000	70500	17200	203	<200	238000	<200	<60	110	1550000	<120	<100	<60	<24	<9	<40	4730000	2260000	912000
TPE2397	0.50-	150316-1	12/03/2015	16/03/2015	07/04/2015	POS	10800	300000	115000	115000	22800	<40	99.8	1910	7200	20000	45800	82900	30700	10100	<40	<40	1360	<40	26.7	64	21400	56.8	<20	<12	101	56.8	17.4	754000	553000	179000
TPE2397	1.50-	150316-1	12/03/2015	16/03/2015	07/04/2015	POS	61.2	<100	<100	15500	<100	<40	<40	49.2	40.8	<100	2220	13500	6230	2380	<40	<40	<40	<40	<12	86	<176	<24	<20	<12	<24	<9	<8	37700	15500	22000
TPE2397	2.50-	150316-1	12/03/2015	16/03/2015	07/04/2015	POS	<40	<100	<100	5860	<100	<40	<40	<40	<40	<100	1260	4640	2770	1080	<40	<40	<40	<40	<12	59	<176	<24	<20	<12	<24	<9	<8	14500	5860	8670
TPE2397	3.50-	150316-1	12/03/2015	16/03/2015	07/04/2015	POS	74300	45100	66900	55700	12000	47.9	5740	77200	49500	4960	24700	28900	10100	4480	<40	<40	51400	<40	<12	77	258000	<24	<20	<12	<24	<9	<8	507000	180000	68700
TPE2398	0.50-	150316-1	12/03/2015	16/03/2015	08/04/2015	POS	1380	12800	41600	178000	63600	<40	98.4	678	917	<100	12100	105000	61100	23500	<40	<40	455	<40	<12	30	3550	<24	<20	<12	<24	<9	<8	478000	296000	178000
TPE2398	1.50-	150316-1	12/03/2015	16/03/2015	07/04/2015	POS	<40	462	2400	8680	1540	<40	<40	<40	<40	<100	214	4910	3200	1380	<40	<40	<40	<40	<12	81	<176	<24	<20	<12	<24	<9	<8	21400	13100	8320
TPE2398	2.50-	150316-1	12/03/2015	16/03/2015	07/04/2015	POS	82300	710000	143000	98000	20100	71.8	3350	81700	54900	200000	67900	57400	16300	6830	<40	<40	54500	<40	<12	88	277000	<24	<20	<12	<24	<9	<8	1590000	971000	342000
TPE2398	3.50-	150316-1	12/03/2015	16/03/2015	08/04/2015	POS	407000	569000	237000	208000	57900	279	12700	322000	271000	159000	116000	107000	34500	14000	<200	<200	215000	<200	<60	103	1230000	<120	<100	<60	<24	<9	<40	2720000	1070000	417000
TPE2433	0.50-	150316-1	12/03/2015	16/03/2015	07/04/2015	POS	<40	1860	14900	49700	15400	<40	<40	<40	<40	1680	6660	44600	21100	8910	<40	<40	<40	<40	<12	71	<176	<24	<20	<12	<24	<9	<8	156000	81800	74000
TPE2433	1.50-	150316-1	12/03/2015	16/03/2015	07/04/2015	POS	1750	<100	<100	<100	<100	<40	581	1560	1170	374	389	2060	1320	644	<40	<40	1040	<40	<12	88	6130	<24	<20	<12	<24	<9	<8	10300	<100	4140
TPE2433	2.50-	150316-1	12/03/2015	16/03/2015	07/04/2015	POS	142000	428000	67500	81100	16100	<200	478	51800	94600	72500	30300	44700	13100	5310	<200	<200	34500	<200	<60	102	323000	<120	<100	<60	<24	<9	<40	1080000	592000	161000
TPE2433	3.50-	150316-1	12/03/2015	16/03/2015	07/04/2015	POS	283000	387000	116000	134000	35800	<200	9900	243000	188000	62700	42600	67200	20700	8000	<200	<200	162000	<200	<60	109	886000	<120	<100	<60	<24	<9	<40	1750000	673000	193000
TPE2434	0.50-	150316-1	12/03/2015	16/03/2015	07/04/2015	POS	227	2280	5090	19500	4250	<40	82.1	154	152	204	1300	9820	4820	2150	<40	<40	103	<40	<12	61	742	<24	<20	<12	<24	<9	<8	48000	31200	16100
TPE2434	1.50-	150316-1	12/03/2015	16/03/2015	08/04/2015	POS	21500	139000	41500	18300	1250	<200	1670	14900	14300	10700	7580	5850	508	<100	<200	<200	9950	<200	<60	91	62500	<120	<100	<60	<24	<9	<40	288000	200000	24700
TPE2434	2.50-	150316-1	12/03/2015	16/03/2015	07/04/2015	POS	42900	55300	20700	7500	<100	201	13000	43200	28600	13100	8020	4480	<100	<100	<40	<40	28800	<40	<12	85	157000	<24	<20	<12	<24	<9	<8	266000	83500	25600
TPE2434	3.50-	150316-1	12/03/2015	16/03/2015	07/04/2015	POS	15100	51800	20600	9520	699	<40	3030	14300	10000	13100	8600	6000	<100	<100	<40	<40	9530	<40	<12	36	52100	<24	<20	<12	<24	<9	<8	162000	82700	27700
TPE2435	0.50-	150316-1	12/03/2015	16/03/2015	07/04/2015	POS	<40	<100	<100	<100	<100	<40	<40	<40	<40	<100	<100	<100	<100	<100	<40	<40	<40	<40	<12	102	<176	<24	<20	<12	<24	<9	<8	<100	<100	<100
TPE2435	1.50-	150316-1	12/03/2015	16/03/2015	07/04/2015	POS	<40	<100	<100	<100	<100	<40	<40	<40	<40	<100	<100	<100	<100	<100	<40	<40	<40	<40	<12	87	<176	<24	<20	<12	<24	<9	<8	<100	<100	<100
TPE2435	2.50-	150316-1	12/03/2015	16/03/2015	07/04/2015	POS	19800	<100	<100	<100	<100	<40	30100	16000	13200	<100	<100	<100	<100	<100	<40	<40	11200	<40	147	90	90400	409	<20	<12	556	409	<8	90400	<100	<100
TPE2435	3.50-	150316-1	12/03/2015	16/03/2015	07/04/2015	POS	36100	246000	261000	149000	22400	<40	16200	47400	24100	26100	57300	63600	16500	6330	<40	<40	31600	<40	<12	107	155000	<24	<20	<12	<24	<9	<8	997000	679000	163000
TPE2476	0.50-	150312-105	10/03/2015	12/03/2015	08/04/2015	POS	115000	810000	99100	207000	66700	<200	2360	51900	76600	17400	26000	154000	105000	43200	<200	<200	34600	<200	<60	94	280000	<120	<100	<60	<24	<9	<40	1770000	1180000	302000
TPE2476	1.50-	150312-105	10/03/2015	12/03/2015	03/04/2015	POS	483000	4010000	444000	537000	169000	<200	13200	224000	322000	378000	132000	343000	173000	67300	<200	<200	150000	<200	<60	96	1190000	<120	<100	<60	<24	<9	<40	7380000	5160000	1030000
TPE2476	2.50-	150312-105	10/03/2015	12/03/2015	02/04/2015	POS	367000	1570000	164000	162000	45600	<200	16300	189000	245000	208000	52200	91800	37000	14600	<200	<200	126000	<200	<60	110	943000	<120	<100	<60	<24	<9	<40	3280000	1940000	389000
TPE2478	0.50-	150402-82	31/03/2015	02/04/2015	06/05/2015	POS	451000	1330000	718000	688000	79900	<200	12400	470000	301000	141000	263000	381000	84900	31400	<200	<200	314000	<200	<60	116	1550000	<120	<100	<60	<24	<9	<40	5240000	2820000	869000
TPE2478	1.50-	150402-82	31/03/2015	02/04/2015	06/05/2015	POS	64000	41300	40100	74100	13800	60.3	3490	35300	42700	662	6830	33100	10800	4480	<40	<40	23500	<40	<12	134	169000	<24	<20	<12	<24	<9	<8	390000	169000	51300
TPE2480	0.50-	150316-1	12/03/2015	16/03/2015	07/04/2015	POS	<40	<100	<100	2570	<100	<40	<40	<40	<40	<100	1970	9420	2690	<100	<40	<40	<40	<40	<12	83	<176	<24	<20	<12	<24	<9	<8	16700	2570	14100
TPE2480	1.50-	150316-1	12/03/2015	16/03/2015	07/04/2015	POS	294	<100	<100	<100	<100	215	2850	1670	196	<100	<100	<100	<100	<100	<40	<40	1120	<40	<12	63	6350	<24	<20	<12	<24	<9	<8	6350	<100	<100
TPE2480	2.50-	150316-1	12/03/2015	16/03/2015	07/04/2015	POS	191	<100	<100	<100	<100	40.7	588	531	128	<100	<100	<100	<100	<100	<40	<40	354	<40	<12	83	1830	<24	<20	<12	<24	<9	<8	1830	<100	<100
TPE2480	3.50-	150316-1	12/03/2015	16/03/2015	07/04/2015	POS	185	195	<100	1190	<100	<40	360	373	123	<100	122	588	<100	<100	<40	<40	249	<40	<12	69	1320	<24	<20	<12	<24	<9	<8	3410	1380	710
TPE2481	0.50-	150316-1	12/03/2015	16/03/2015	29/04/2015	POS	<40	686	3920	5610	<100	<40	<40	<40	<40	1780	3320	12600	7090	3080	<40	<40	<40	<40	<12	82	<176	<24	<20	<12	<24	<9	<8	35000	10200	24800
TPE2481	1.50-	150316-1	12/03/2015	16/03/2015	07/04/2015	POS	<40	<100	2500	8360	893	<40	<40	<40	<40	<100	1630	7730	3440	1240	<40	<40	<40	<40	<12	90	<176	<24	<20	<12	<24	<9	<8	24600	11800	12800
TPE2481	2.50-	150316-1	12/03/2015	16/03/2015	07/04/2015	POS	140	153	<100	102	<100	<40	549	434	93.2	<100	<100	<100	<100	<100	<40	<40	289	<40	<12	108	1560	<24	<20	<12	<24	<9	22.2	1820	255	<100
TPE2481	3.50-	150316-1	12/03/2015	16/03/2015	07/04/2015	POS	89.6	<100	<100	<100	<100	<40	334	249	59.4	<100	<100	<100	<100	<100	<40	<40	166	<40	<12	104	924	<24	<20	<12	<24	<9	<8	914	<100	<100
TPE2482	0.50-	150316-1	12/03/2015	16/03/2015	07/04/2015	POS	137	20100	62200	193000	40200	<40	46	76.7	90.9	8120	27600	159000	70500	26200	<40	<40	57.8	<40	<12	55	432	<24	<20	<12	<24	<9	<8	580000	315000	265000
TPE2482	1.50-	150316-1	12/03/2015	16/03/2015	08/04/2015	POS	265000	433000	228000	732000	48800	<200	41600	160000	176000	330000	137000	382000	55200	23700	<200	<200	107000	<200	<60	121	749000	<120	<100	<60	<24	<9	<40	3090000	1440000	904000
TPE2482	2.50-	150316-1	12/03/2015	16/03/2015	08/04/2015	POS	130000	451000	382000	547000	50800	469	70000	118000	86800	223000	197000	282000	44400	18800	<200	<200	78700	<200	<60	110	484000	<120	<100	<60	<24	<9	<40	2660000	1430000	747000
TPE2503	0.50-	150402-82	31/03/2015	02/04/2015	06/05/2015	POS	<40	496	15300	50900	32000	<40	<40	<40	<40	412	4240	36500	30900	12000	<40	<40	<40	<40	<12	88	<176	<24	<20	<12	<24	<9	<8	171000	98700	72000
TPE2503	1.50-	150402-82	31/03/2015	02/04/2015	06/05/2015	POS	1940	355000	1200000	17700	<100	<40	82.1	206	1300	51600	253000	11600	<100	<100	<40	<40	137	<40	<12	86	3690	<24	<20	<12	<24	<9	<8	1900000	1580000	316000
TPE2503	2.50-	150402-82	31/03/2015	02/04/2015	06/05/2015	POS	<40	<100	3380	362	<100	<40	<40	<40	<40	<100	<100	<100	<100	<100	<40	<40	<40	<40	<12	82	<176	<24	<20	<12	<24	<9	<8	3740	3740	<100
TPE2519	0.50-	150316-1	12/03/2015	16/03/2015	07/04/2015	POS	166	12000	17100	32900	9280	<40	<40	65	111	6550	12600	34700	13900	6290	<40	<40	45.6	<40	<12	29	443	<24	<20	<12	<24	<9	<8	140000	71400	67700
TPE2519	1.50-	150316-1	12/03/2015	16/03/2015	07/04/2015	POS	<40	<100	<100	3720	<100	<40	<40	<40	<40	<100	<100	2050	650	<100	<40	<40	<40	<40	<12	70	<176	<24	<20	<12	<24	<9	<8	6490	3720	2700
TPE2519	2.50-	150316-1	12/03/2015	16/03/2015	08/04/2015	POS	245000	359000	6750	2090	<100	<200	10200	83200	163000	6340	1240	724	<100	<100	<200	<200	55400	<200	<60	141	557000	<120	<100	<60	<24	<9	<40	933000	367000	8300
TPE2520	0.50-	150402-82	31/03/2015	02/04/2015	06/05/2015	POS	304	32100	27800	19800	2670	<40	57	235	203	1780	4360	9950	3290	1280	<40	<40	156	<40	<12	71	980	<24	<20	<12	<24	<9	<8	103000	82400	19400
TPE2520	1.50-	150402-82	31/03/2015	02/04/2015	06/05/2015	POS	4650	63100	6490	6380	<100	<40	161	1880	3100	2920	2150	3860	1630	<100	<40	<40	1250	<40	<12	85	11100	<24	<20	<12	<24	<9	<8	97600	76000	10600
TPE2520	2.50-	150402-82	31/03/2015	02/04/2015	06/05/2015	POS	2280	3620	<100	<100	<100	62.2	470	1170	1520	<100	<100	<100	<100	<100	<40	<40	780	<40	<12	98	6290	<24	<20	<12	<24	<9	<8	9910	3620	<100
TPE2563	0.50-	150319-95	13/03/2015	19/03/2015	09/04/2015	POS	107000	298000	329000	1890000	49200	4800	213000	197000	71600	33400	97200	558000	25600	7610	<200	<200	131000	<200	<60	132	725000	<120	<100	<60	<24	<9	<40	4000000	2560000	714000
TPE2563	1.50-	150319-95	13/03/2015	19/03/2015	08/04/2015	POS	291000	264000	252000	2140000	41100	15800	815000	753000	194000	48200	102000	721000	22700	6020	2100	<200	502000	2100	<60	306	2570000	<120	<100	<60	2100	<9	<40	6170000	2700000	894000
TPE2563	2.50-	150319-95	13/03/2015	19/03/2015	09/04/2015	POS	746000	1560000	530000	2200000	98900	20300	1690000	1680000	497000	160000	166000	849000	71100	23200	3550	81900	1140000	3550	18100	230	5890000	<120	25000	<60	104000	<9	81900	11500000	4390000	1250000
TPE2566	0.50-	150316-1	12/03/2015	16/03/2015	07/04/2015	POS	<40	<100	<100	1590	<100	<40	<40	49.9	<40	<100	676	3760	658	<100	<40	<40	<40	<40	<12	86	<176	<24	<20	<12	<24	<9	<8	6860	1590	5090
TPE2566	1.50-	150316-1	12/03/2015	16/03/2015	07/04/2015	POS	55.2	<100	<100	4100	<100	<40	160	155	<40	<100	<100	<100	<100	<100	<40	<40	104	<40	<12	91	534	<24	<20	<12	<24	<9	<8	4630	4100	<100
TPE2566	2.50-	150316-1	12/03/2015	16/03/2015	07/04/2015	POS	1470	<100	<100	<100	<100	81.8	846	1720	979	<100	<100	<100	<100	<100	<40	<40	1150	<40	<12	102	6240	<24	<20	<12	<24	<9	<8	6240	<100	<100
TPE2566	3.50-	150316-1	12/03/2015	16/03/2015	07/04/2015	POS	383	<100	<100	<100	<100	45.1	506	815	255	<100	<100	<100	<100	<100	<40	<40	543	<40	<12	95	2550	<24	<20	<12	<24	<9	<8	2550	<100	<100
TPE2567	0.50-	150312-105	10/03/2015	12/03/2015	02/04/2015	POS	85.9	5290	15100	49800	11700	<40	41.8	72.3	57.6	1280	7150	34900	6180	1060	<40	<40	53.1	<40	<12	51	339	<24	<20	<12	<24	<9	<8	132000	81800	49500
TPE2567	1.50-	150312-105	10/03/2015	12/03/2015	01/04/2015	POS	<10	<100	341	1580	<100	<10	<10	<10	<10	<100	<100	<100	<100	<100	<10	<10	<10	<10	<3	89	<44	<6	<5	<3	<24	<9	<2	1920	1920	<100
TPE2567	2.50-	150312-105	10/03/2015	12/03/2015	01/04/2015	POS	2450	4680	476	3930	<100	150	905	1690	1640	<100	<100	<100	<100	<100	<40	<40	1130	<40	<12	89	8040	<24	<20	<12	<24	<9	<8	17100	9090	<100
TPE2567	3.50-	150312-105	10/03/2015	12/03/2015	01/04/2015	POS	35800	100000	50700	68400	10600	1450	25600	39900	23900	1710	6690	12900	3670	1370	<40	<40	28200	<40	1590	143	155000	<24	<20	<12	1590	<9	<8	410000	230000	24900
TPE2606	0.50-	150316-1	12/03/2015	16/03/2015	07/04/2015	POS	297000	550000	246000	207000	101000	<200	8610	177000	198000	34900	50200	90100	69800	27600	<200	<200	118000	<200	<60	107	800000	<120	<100	<60	<24	<9	<40	2150000	1100000	245000
TPE2606	1.50-	150316-1	12/03/2015	16/03/2015	07/04/2015	POS	290000	599000	267000	267000	122000	<200	14100	191000	193000	141000	104000	180000	121000	35800	<200	<200	127000	<200	<60	111	816000	<120	<100	<60	<24	<9	<40	2620000	1260000	545000
TPE2606	2.50-	150316-1	12/03/2015	16/03/2015	08/04/2015	POS	150000	146000	123000	49800	50700	2410	125000	181000	100000	69200	61300	34800	28000	12800	<200	<200	120000	<200	<60	124	679000	<120	<100	<60	<24	<9	<40	1240000	370000	193000
TPE2607	0.50-	150316-1	12/03/2015	16/03/2015	07/04/2015	POS	<40	573	<100	2090	683	<40	<40	<40	<40	<100	<100	<100	<100	<100	<40	<40	<40	<40	<12	96	<176	<24	<20	<12	<24	<9	<8	3350	3350	<100
TPE2607	1.50-	150316-1	12/03/2015	16/03/2015	07/04/2015	POS	<40	<100	<100	7160	<100	<40	<40	<40	<40	<100	<100	<100	<100	<100	<40	<40	<40	<40	<12	81	<176	<24	<20	<12	<24	<9	<8	7240	7160	<100
TPE2607	2.50-	150316-1	12/03/2015	16/03/2015	07/04/2015	POS	<40	<100	<100	<100	<100	<40	<40	<40	<40	<100	<100	<100	<100	<100	<40	<40	<40	<40	<12	94	<176	<24	<20	<12	<24	<9	<8	<100	<100	<100
TPE2607	3.50-	150316-1	12/03/2015	16/03/2015	07/04/2015	POS	<40	<100	<100	8230	<100	<40	<40	<40	<40	<100	<100	<100	<100	<100	<40	<40	<40	<40	<12	96	<176	<24	<20	<12	<24	<9	<8	8230	8230	<100
TPE2656	0.50-	150316-1	12/03/2015	16/03/2015	07/04/2015	POS	<40	<100	<100	<100	<100	<40	<40	<40	<40	<100	<100	<100	<100	<100	<40	<40	<40	<40	<12	97	<176	<24	<20	<12	<24	<9	<8	<100	<100	<100
TPE2656	1.50-	150316-1	12/03/2015	16/03/2015	07/04/2015	POS	52.4	<100	<100	<100	<100	<40	53.6	65	<40	<100	<100	<100	<100	<100	<40	<40	43.3	<40	<12	86	259	<24	<20	<12	<24	<9	<8	181	<100	<100
TPE2656	2.50-	150316-1	12/03/2015	16/03/2015	07/04/2015	POS	89.6	<100	<100	<100	<100	<40	<40	<40	60.5	<100	<100	<100	<100	<100	<40	<40	<40	<40	<12	104	240	<24	<20	<12	<24	<9	<8	152	<100	<100
TPE2656	3.50-	150316-1	12/03/2015	16/03/2015	07/04/2015	POS	31500	569000	758000	3770000	33400	1210	12300	20800	21000	162000	193000	932000	18100	5180	<40	<40	13800	<40	<12	73	101000	<24	<20	<12	<24	<9	<8	6540000	5130000	1310000
TPE2760	0.50-	150319-95	13/03/2015	19/03/2015	09/04/2015	POS	<40	150	4130	11000	<100	<40	<40	<40	<40	<100	595	7410	<100	<100	42.1	<40	<40	42.1	<12	6	<176	<24	<20	<12	54.7	<9	12.6	23400	15300	8010
TPE2763	0.50-	150319-95	13/03/2015	19/03/2015	09/04/2015	POS	<40	1850	27900	246000	61900	<40	<40	<40	<40	1110	7800	154000	69000	24100	<40	<40	<40	<40	<12	62	<176	<24	<20	<12	<24	<9	<8	569000	337000	232000
TPE2763	1.50-	150319-95	13/03/2015	19/03/2015	08/04/2015	POS	<40	<100	<100	<100	<100	<40	<40	<40	<40	<100	<100	<100	<100	<100	<40	<40	<40	<40	<12	96	<176	<24	<20	<12	<24	<9	<8	<100	<100	<100
TPE2763	2.50-	150319-95	13/03/2015	19/03/2015	08/04/2015	POS	<40	<100	<100	<100	<100	<40	<40	<40	<40	<100	<100	<100	<100	<100	<40	<40	<40	<40	<12	77	<176	<24	<20	<12	<24	<9	<8	<100	<100	<100
TPE2810	0.50-	150319-95	13/03/2015	19/03/2015	09/04/2015	POS	<40	1500	82000	735000	7950	<40	<40	<40	<40	<100	5520	228000	10000	3870	<40	<40	<40	<40	<12	122	<176	<24	<20	<12	<24	<9	<8	1070000	827000	243000
TPE2810	1.50-	150319-95	13/03/2015	19/03/2015	08/04/2015	POS	3420	217000	350000	1410000	6580	111	119	1050	2280	11700	61000	258000	2520	<100	<40	<40	702	<40	<12	112	7690	<24	<20	<12	<24	<9	<8	2320000	1980000	333000
TPE2810	2.50-	150319-95	13/03/2015	19/03/2015	09/04/2015	POS	1220	163000	393000	2580000	13500	<40	229	422	816	8950	79900	472000	4790	<100	<40	<40	282	<40	<12	85	3020	<24	<20	<12	<24	<9	<8	3720000	3150000	565000
TPE2814	0.50-	150319-95	13/03/2015	19/03/2015	09/04/2015	POS	<40	<100	<100	<100	<100	<40	<40	<40	<40	<100	<100	<100	<100	<100	<40	<40	<40	<40	<12	103	<176	<24	<20	<12	<24	<9	<8	<100	<100	<100
TPE2814	1.50-	150319-95	13/03/2015	19/03/2015	08/04/2015	POS	<40	<100	<100	123	<100	<40	<40	<40	<40	<100	<100	<100	2260	1540	<40	<40	<40	<40	<12	94	<176	<24	<20	<12	<24	<9	<8	2390	123	2260
TPE2814	2.50-	150319-95	13/03/2015	19/03/2015	08/04/2015	POS	69.5	1010	3510	24700	6870	<40	<40	<40	45.6	<100	3650	68400	29000	9280	<40	<40	<40	<40	<12	80	<176	<24	<20	<12	<24	<9	<8	137000	36100	101000
TPE2814	3.50-	150319-95	13/03/2015	19/03/2015	08/04/2015	POS	<40	<100	<100	<100	<100	<40	<40	<40	<40	<100	<100	<100	<100	<100	<40	<40	<40	<40	<12	105	<176	<24	<20	<12	<24	<9	<8	<100	<100	<100
TPE2814	4.50-	150319-95	13/03/2015	19/03/2015	08/04/2015	POS	<40	<100	<100	<100	<100	<40	<40	<40	<40	<100	<100	<100	<100	<100	<40	<40	<40	<40	<12	99	<176	<24	<20	<12	<24	<9	<8	<100	<100	<100
TPE2856	0.50-	150326-98	25/03/2015	26/03/2015	23/04/2015	POS	14500	173000	197000	1270000	21500	116	490	2110	9690	19200	38200	264000	17700	6340	<40	<40	1400	<40	<12	88	28300	<24	<20	<12	<24	<9	<8	2030000	1660000	339000
TPE2856	1.50-	150326-98	25/03/2015	26/03/2015	23/04/2015	POS	17600	72500	158000	910000	30900	101	614	4290	11700	58500	67800	474000	42900	17600	<40	<40	2860	<40	<12	77	37100	<24	<20	<12	<24	<9	<8	1850000	1170000	643000
TPE2856	2.50-	150326-98	25/03/2015	26/03/2015	23/04/2015	POS	4170	130000	413000	3300000	36700	380	811	1780	2780	52800	170000	1220000	19200	2390	<40	<40	1180	<40	<12	86	11100	<24	<20	<12	<24	<9	<8	5350000	3880000	1470000
TPE2856	3.50-	150326-98	25/03/2015	26/03/2015	23/04/2015	POS	7020	141000	385000	2700000	26100	198	1840	3050	4680	47300	163000	1180000	23100	6660	<40	<40	2030	<40	<12	114	18900	<24	90	<12	<24	<9	<8	4680000	3250000	1410000

Monitor Phase 68

Sample Desc	Sample Depth	SDG ID.	Date Sampled	Received On	Date Complete		Aliphatics >C10-C12	Aliphatics >C12-C16	Aliphatics >C16-C21	Aliphatics >C21-C35	Aliphatics >C35-C44	Aliphatics >C5-C6	Aliphatics >C6-C8	Aliphatics >C8-C10	Aromatics >EC10-EC12	Aromatics >EC12-EC16	Aromatics >EC16-EC21	Aromatics >EC21-EC35	Aromatics >EC35-EC44	Aromatics >EC40-EC44	Aromatics >EC5-EC7	Aromatics >EC7-EC8	Aromatics >EC8-EC10	Benzene	Ethylbenzene	GRO Surrogate % recovery**	GRO TOT (Moisture Corrected)	m,p-Xylene	Methyl tertiary butyl ether (MTBE)	o-Xylene	sum of detected BTEX by GC	sum of detected mpo xylene by GC	Toluene	Total Aliphatics & Aromatics >C5-C44	Total Aliphatics >C12-C44	Total Aromatics >EC12-EC44
					Commercial >1m RBSL																71000	617000	547000	5000									389000			
					POS >1m RBSL																432000			48000								478000				
							µg/kg	µg/kg	µg/kg	µg/kg	µg/kg	µg/kg	µg/kg	µg/kg	µg/kg	µg/kg	µg/kg	µg/kg	µg/kg	µg/kg	µg/kg	µg/kg	µg/kg	µg/kg	µg/kg	%	µg/kg	µg/kg	µg/kg	µg/kg	µg/kg	µg/kg	µg/kg	µg/kg	µg/kg	µg/kg
TPE2936	0.50-	150312-105	10/03/2015	12/03/2015	08/04/2015	POS	53.8	106000	446000	1280000	491000	<40	<40	48.6	<40	7060	87700	932000	538000	221000	<40	<40	<40	<40	<12	65	<176	<24	<20	<12	<24	<9	<8	3890000	2320000	1560000
TPE2936	1.50-	150312-105	10/03/2015	12/03/2015	02/04/2015	POS	7350	992000	1420000	489000	167000	55.1	3720	3450	4900	130000	241000	200000	150000	65200	<40	<40	2390	<40	<12	70	22000	<24	62.7	93	93	93	<8	3810000	3070000	721000
TPE2936	2.50-	150312-105	10/03/2015	12/03/2015	02/04/2015	POS	2200	157000	245000	79700	26800	<40	290	1110	1470	15200	44300	37500	29600	13400	<40	<40	786	<40	16.7	105	5880	<24	<20	32.2	48.9	32.2	<8	641000	508000	127000
TPE2936	3.50-	150312-105	10/03/2015	12/03/2015	02/04/2015	POS	87600	32500	3420	1150	<100	46.9	797	14600	58400	158000	13500	770	<100	<100	<40	<40	9760	<40	<12	101	171000	<24	<20	<12	<24	<9	<8	380000	37100	172000
TPE2974	0.50-	150319-95	13/03/2015	19/03/2015	09/04/2015	POS	<40	185	962	4790	<100	<40	<40	<40	<40	<100	2350	17900	7270	3110	<40	<40	<40	<40	<12	85	<176	<24	<20	<12	<24	<9	<8	33400	5940	27500
TPE2974	1.50-	150319-95	13/03/2015	19/03/2015	08/04/2015	POS	97300	259000	6780	5200	<100	79.2	605	<40	64800	766000	32300	<100	<100	<100	<40	<40	80400	<40	<12	82	243000	<24	<20	80400	80400	80400	<8	1310000	271000	798000
TPE2974	2.50-	150319-95	13/03/2015	19/03/2015	08/04/2015	POS	105000	1020000	25200	7950	<100	81	319	38800	70300	247000	26400	4080	<100	<100	<40	<40	26200	<40	389	81	241000	<24	<20	<12	389	<9	<8	1570000	1050000	277000
TPE2974	3.50-	150319-95	13/03/2015	19/03/2015	08/04/2015	POS	57500	274000	11300	4560	<100	90.5	2050	13400	38300	157000	13500	<100	<100	<100	<40	<40	8950	<40	<12	89	120000	<24	<20	<12	<24	<9	<8	581000	290000	170000
TPE3018	0.50-	150319-95	13/03/2015	19/03/2015	09/04/2015	POS	<10	<100	<100	<100	<100	<10	<10	<10	<10	<100	<100	5210	16800	9450	<10	<10	<10	<10	<3	112	<44	<6	<5	<3	<24	<9	<2	22000	<100	22000
TPE3018	1.50-	150319-95	13/03/2015	19/03/2015	08/04/2015	POS	86.6	1710	<100	2300	<100	<40	57.7	82.1	57.7	692	448	<100	<100	<100	<40	<40	55.5	<40	<12	85	363	<24	<20	<12	<24	<9	<8	5510	4010	1140
TPE3018	2.50-	150319-95	13/03/2015	19/03/2015	08/04/2015	POS	<40	<100	<100	<100	<100	<40	<40	<40	<40	<100	849	4540	7120	3060	<40	<40	<40	<40	<12	88	<176	<24	<20	<12	<24	<9	<8	12500	<100	12500
TPE3018	3.50-	150319-95	13/03/2015	19/03/2015	08/04/2015	POS	12800	150000	195000	32900	<100	193	10800	30400	8530	15400	51100	16000	3340	1560	<40	<40	20300	<40	<12	105	83000	<24	<20	<12	<24	<9	<8	546000	378000	85900
TPE3100	0.50-	150319-95	13/03/2015	19/03/2015	09/04/2015	POS	<40	<100	<100	4570	<100	<40	<40	<40	<40	<100	<100	4320	3480	1800	<40	<40	<40	<40	<12	89	<176	<24	<20	<12	<24	<9	<8	12400	4570	7800
TPE3100	1.50-	150319-95	13/03/2015	19/03/2015	08/04/2015	POS	2180	737000	1150000	155000	735	95.8	201	399	1460	70400	341000	82300	3790	1370	<40	<40	283	<40	<12	99	4620	<24	<20	<12	<24	<9	<8	2550000	2050000	497000
TPE3146	0.50-	150319-95	13/03/2015	19/03/2015	09/04/2015	POS	<40	<100	3630	44800	19400	<40	<40	<40	<40	<100	3600	51800	39400	15300	<40	<40	<40	<40	<12	95	<176	<24	<20	<12	<24	<9	<8	163000	67800	94800
TPE3146	1.50-	150319-95	13/03/2015	19/03/2015	08/04/2015	POS	<40	<100	<100	3930	<100	<40	<40	<40	<40	<100	<100	5110	4700	2090	<40	<40	<40	<40	<12	96	<176	<24	<20	<12	<24	<9	<8	13700	3930	9820
TPE3148	0.50-	150311-94	06/03/2015	11/03/2015	07/04/2015	POS	<40	<100	<100	<100	<100	<40	<40	<40	<40	<100	<100	<100	<100	<100	<40	<40	<40	<40	<12	91	<176	<24	<20	<12	<24	<9	<8	<100	<100	<100
TPE3148	1.80-	150311-94	06/03/2015	11/03/2015	02/04/2015	POS	<40	188	154	<100	<100	<40	<40	<40	<40	<100	<100	<100	<100	<100	<40	<40	<40	<40	<12	93	<176	<24	<20	<12	<24	<9	<8	342	342	<100
TPE3148	2.10-	150311-94	06/03/2015	11/03/2015	02/04/2015	POS	<40	<100	<100	<100	<100	<40	<40	<40	<40	<100	<100	<100	<100	<100	<40	<40	<40	<40	<12	104	<176	<24	<20	<12	<24	<9	<8	<100	<100	<100
TPE3148	3.10-	150311-94	06/03/2015	11/03/2015	03/04/2015	POS	<40	<100	<100	<100	<100	<40	<40	<40	<40	<100	<100	<100	<100	<100	<40	<40	<40	<40	<12	91	<176	<24	<20	<12	<24	<9	<8	<100	<100	<100
TPE3196	0.50-	150319-95	13/03/2015	19/03/2015	09/04/2015	POS	<40	7370	17100	101000	41700	<40	<40	<40	<40	<100	3060	103000	100000	34700	<40	<40	<40	<40	<12	26	<176	<24	<20	<12	<24	<9	<8	374000	167000	206000
TPE3196	1.50-	150319-95	13/03/2015	19/03/2015	08/04/2015	POS	74.6	4710	6590	6070	<100	<40	44.1	55.4	49.7	<100	1740	8150	10800	5550	<40	<40	<40	<40	<12	98	287	<24	<20	<12	<24	<9	<8	38300	17400	20700
TPE3196	2.50-	150319-95	13/03/2015	19/03/2015	08/04/2015	POS	<40	15500	41200	39500	8600	<40	<40	<40	<40	3090	20300	36600	20500	9320	<40	<40	<40	<40	<12	61	<176	<24	<20	<12	<24	<9	<8	185000	105000	80500
TPE3244	0.50-	150407-35	20/03/2015	07/04/2015	07/05/2015	POS	<40	28800	147000	241000	97300	<40	<40	<40	<40	11000	86800	329000	187000	79500	<40	<40	<40	<40	<12	69	<176	<24	<20	<12	<24	<9	<8	1130000	514000	614000
TPE3244	1.50-	150407-35	20/03/2015	07/04/2015	07/05/2015	POS	<40	14000	96800	111000	32900	<40	<40	<40	<40	9100	66200	217000	105000	41900	<40	<40	<40	<40	<12	62	<176	<24	<20	<12	<24	<9	<8	652000	255000	397000
TPE3244	2.50-	150407-35	20/03/2015	07/04/2015	07/05/2015	POS	<40	7800	44500	46800	16800	<40	<40	<40	<40	1770	20900	77600	46400	20900	<40	<40	<40	<40	<12	80	<176	<24	<20	<12	<24	<9	<8	263000	116000	147000
TPE3299	0.50-	150311-94	06/03/2015	11/03/2015	03/04/2015	POS	<40	18200	66300	28000	18000	<40	<40	<40	<40	<100	7610	27800	50500	26100	<40	<40	<40	<40	<12	80	<176	<24	<20	<12	<24	<9	<8	216000	131000	85900
TPE3299	1.50-	150311-94	06/03/2015	11/03/2015	04/04/2015	POS	6100	340000	354000	12200	<100	<40	182	815	4070	57100	135000	55900	51800	25300	<40	<40	578	<40	35.5	86	11800	<24	<20	<12	35.5	<9	<8	1020000	707000	299000
TPE3299	2.50-	150311-94	06/03/2015	11/03/2015	04/04/2015	POS	2720	132000	171000	21500	8860	<40	46.5	414	1810	239	13600	5750	9510	5290	<40	<40	276	<40	<12	84	5280	<24	<20	<12	<24	<9	<8	368000	334000	29100
TPE3301	0.50-	150311-94	06/03/2015	11/03/2015	03/04/2015	POS	<40	<100	<100	<100	<100	<40	<40	<40	<40	<100	2300	13000	12900	6400	<40	<40	<40	<40	<12	89	<176	<24	<20	<12	<24	<9	<8	28200	<100	28200
TPE3301	1.50-	150311-94	06/03/2015	11/03/2015	03/04/2015	POS	<40	5370	<100	<100	<100	<40	<40	<40	<40	<100	<100	<100	<100	<100	<40	<40	<40	<40	<12	91	<176	<24	<20	<12	<24	<9	<8	5370	5370	<100
TPE3301	2.50-	150311-94	06/03/2015	11/03/2015	03/04/2015	POS	2760	24200	151	<100	<100	<40	<40	164	1840	<100	<100	<100	<100	<100	<40	<40	109	<40	<12	89	4910	<24	<20	<12	<24	<9	<8	29200	24300	<100
TPE3301	3.50-	150311-94	06/03/2015	11/03/2015	04/04/2015	POS	2010	24300	26600	60500	9460	<40	316	1320	1340	<100	5060	14600	1570	642	<40	<40	933	<40	49.7	99	5950	<24	<20	<12	49.7	<9	<8	148000	121000	21200
TPE3310	0.50-	150407-35	20/03/2015	07/04/2015	07/05/2015	POS	<40	662	2060	8760	1360	<40	<40	<40	<40	1250	9070	32800	9650	2830	<40	<40	<40	<40	<12	70	<176	<24	<20	<12	<24	<9	<8	65600	12800	52800
TPE3310	1.50-	150407-35	20/03/2015	07/04/2015	07/05/2015	POS	<40	1080	1860	8790	4940	<40	<40	<40	<40	<100	1200	7300	7990	4120	<40	<40	<40	<40	<12	115	<176	<24	<20	<12	<24	<9	<8	33200	16700	16500
TPE3310	2.50-	150407-35	20/03/2015	07/04/2015	07/05/2015	POS	<40	<100	<100	2150	324	<40	<40	<40	<40	<100	2080	7920	4480	1830	<40	<40	<40	<40	<12	109	<176	<24	<20	<12	<24	<9	<8	17000	2480	14500
TPE3375	0.50-	150407-35	20/03/2015	07/04/2015	07/05/2015	POS	<40	18600	69700	193000	90200	<40	<40	43.3	<40	974	18200	180000	153000	68600	<40	<40	<40	<40	<12	63	<176	<24	<20	<12	<24	<9	<8	723000	372000	351000
TPE3375	1.50-	150407-35	20/03/2015	07/04/2015	07/05/2015	POS	6940	65800	49200	22900	<100	<40	186	765	4630	1890	8870	15000	6710	2900	<40	<40	509	<40	<12	115	13100	<24	<20	<12	<24	<9	<8	184000	138000	32500
TPE3375	2.50-	150407-35	20/03/2015	07/04/2015	07/05/2015	POS	50100	254000	125000	35400	2720	129	19600	52000	33400	69200	69700	52500	14200	5260	<40	<40	34600	<40	<12	138	190000	<24	<20	<12	<24	<9	<8	813000	418000	206000
TPE3463	0.50-	150407-35	20/03/2015	07/04/2015	07/05/2015	Commercial	10800	404000	368000	343000	133000	<40	71.1	1310	7170	13700	88500	336000	195000	75500	<40	<40	874	<40	<12	60	20200	<24	<20	<12	<24	<9	<8	1900000	1250000	633000
TPE3463	1.50-	150407-35	20/03/2015	07/04/2015	07/05/2015	Commercial	<40	3240	5530	8710	3710	<40	<40	<40	<40	<100	2060	7360	7240	3460	<40	<40	<40	<40	<12	117	<176	<24	<20	<12	<24	<9	<8	37800	21200	16700
TPE3463	2.50-	150407-35	20/03/2015	07/04/2015	07/05/2015	Commercial	3010	39100	53000	58100	27700	<40	<40	522	2000	<100	11700	59300	37400	15300	<40	<40	347	<40	<12	107	5930	<24	<20	<12	<24	<9	<8	292000	178000	108000
TPE3464	0.50-	150309-45	05/03/2015	09/03/2015	02/04/2015	POS	2290	<100	<100	<100	<100	107	850	1710	1530	7470	2160	<100	<100	<100	<40	<40	1140	<40	<12	102	7630	<24	<20	<12	<24	<9	<8	17300	<100	9630
TPE3464	1.50-	150309-45	05/03/2015	09/03/2015	02/04/2015	POS	131000	398000	209000	70200	<100	<200	36000	109000	87400	108000	74200	41000	<100	<100	<200	<200	72900	<200	<60	126	437000	<120	<100	<60	<24	<9	<40	1340000	676000	223000
TPE3464	2.50-	150309-45	05/03/2015	09/03/2015	01/04/2015	POS	6290	9470	9240	2460	<100	28	3860	8630	4190	5750	2610	<100	<100	<100	<10	<10	5750	<10	<3	130	28800	<6	<5	<3	<24	<9	<2	58300	21200	8360
TPE3464	3.50-	150309-45	05/03/2015	09/03/2015	01/04/2015	POS	3250	87200	40100	10700	<100	24.2	1560	3510	2170	24700	14600	9220	<100	<100	<10	<10	2340	<10	<3	112	12900	<6	<5	<3	<24	<9	<2	199000	138000	48500
TPE3481	0.50-	150407-35	20/03/2015	07/04/2015	07/05/2015	POS	6590	8320	23900	113000	43900	119	3870	7790	4400	2060	11000	84600	52600	22300	<40	<40	5190	<40	<12	101	28000	<24	<20	<12	<24	<9	<8	367000	189000	150000
TPE3481	1.50-	150407-35	20/03/2015	07/04/2015	07/05/2015	POS	550000	530000	526000	1260000	216000	<200	19400	419000	367000	306000	264000	591000	108000	46200	<200	<200	280000	<200	<60	145	1640000	<120	<100	<60	<24	<9	<40	5430000	2530000	1270000
TPE3481	2.50-	150407-35	20/03/2015	07/04/2015	06/05/2015	POS	393000	132000	119000	337000	54000	44700	596000	570000	262000	136000	130000	281000	59600	23500	1350	<200	380000	1350	<60	233	2250000	<120	<100	<60	1350	<9	<40	3500000	642000	607000
TPE3481	3.50-	150407-35	20/03/2015	07/04/2015	06/05/2015	POS	189000	132000	147000	341000	85700	7010	188000	246000	126000	64200	101000	261000	78900	35300	352	<200	164000	352	<60	161	920000	<120	<100	<60	352	<9	<40	2130000	706000	506000
TPE3481	4.50-	150407-35	20/03/2015	07/04/2015	07/05/2015	POS	109000	51300	94300	316000	43200	10900	166000	142000	72900	57800	96500	281000	50300	19200	<200	<200	94500	<200	<60	161	595000	<120	<100	<60	<24	<9	<40	1590000	505000	486000
TPE3483	0.50-	150309-45	05/03/2015	09/03/2015	02/04/2015	POS	24500	132000	160000	45100	<100	71.4	1170	9550	16300	31800	48600	20500	<100	<100	<40	<40	6370	<40	<12	101	58000	<24	<20	<12	<24	<9	<8	496000	337000	101000
TPE3483	1.50-	150309-45	05/03/2015	09/03/2015	02/04/2015	POS	564000	1110000	263000	96600	14800	1290	130000	474000	376000	306000	111000	60900	6980	1730	<200	2540	316000	<200	<60	154	1860000	<120	768	<60	2540	<9	2540	3830000	1480000	485000
TPE3483	2.50-	150309-45	05/03/2015	09/03/2015	31/03/2015	POS	28700	1310000	288000	95700	8970	293	9950	21700	19200	446000	144000	90200	16400	5890	<40	<40	14500	<40	<12	107	94300	<24	<20	<12	<24	<9	<8	2490000	1700000	697000
TPE3483	3.50-	150309-45	05/03/2015	09/03/2015	02/04/2015	POS	489000	80000	29800	9680	<100	1320	119000	386000	326000	29700	11600	5960	<100	<100	<200	2220	257000	<200	<60	153	1580000	<120	614	<60	2220	<9	2220	1750000	119000	47300
TPE3484	0.50-	150309-45	05/03/2015	09/03/2015	02/04/2015	Commercial	2120	9950	6270	1840	<100	50	518	946	1410	7110	3830	<100	<100	<100	<40	<40	662	<40	31.1	97	5750	<24	43.3	<12	31.1	<9	<8	34700	18100	10900
TPE3484	1.50-	150309-45	05/03/2015	09/03/2015	01/04/2015	Commercial	176000	1260000	229000	49800	<100	280	43600	191000	117000	493000	130000	72800	21400	9380	<100	<100	127000	<100	<30	117	655000	<60	<50	<30	<24	<9	<20	2920000	1540000	717000
TPE3484	2.50-	150309-45	05/03/2015	09/03/2015	01/04/2015	Commercial	331000	1010000	206000	50500	2950	2050	246000	637000	221000	498000	116000	61100	12900	5260	<200	<200	425000	<200	<60	164	1860000	<120	<100	<60	<24	<9	<40	3820000	1270000	688000
TPE3484	3.50-	150309-45	05/03/2015	09/03/2015	01/04/2015	Commercial	176000	458000	96500	9400	<100	22100	213000	197000	118000	351000	50100	15900	<100	<100	<200	<200	132000	<200	<60	130	858000	<120	<100	<60	<24	<9	<40	1840000	563000	417000
TPE3484	4.50-	150309-45	05/03/2015	09/03/2015	01/04/2015	Commercial	88000	403000	121000	49900	6290	5340	62400	80500	58600	83700	42200	23500	4040	1230	<200	<200	53700	<200	<60	123	349000	<120	<100	<60	<24	<9	<40	1080000	581000	153000
TPE3486	0.50-	150407-35	20/03/2015	07/04/2015	07/05/2015	Commercial	1950	14900	46100	107000	37800	<40	89.7	402	1300	1560	30800	199000	96000	37500	<40	<40	287	<40	<12	73	4070	<24	<20	<12	<24	<9	<8	537000	206000	327000
TPE3557	0.50-	150309-45	05/03/2015	09/03/2015	02/04/2015	Commercial	195000	31100	20000	11200	1290	3430	212000	248000	130000	4340	5140	<100	<100	<100	415	<200	165000	415	<60	166	960000	<120	4640	<60	415	<9	<40	1030000	63600	9480
TPE3557	1.50-	150309-45	05/03/2015	09/03/2015	02/04/2015	Commercial	1870	14900	8120	2710	<100	<40	609	2060	1250	2030	1400	<100	<100	<100	<40	<40	1370	<40	<12	91	7170	<24	<20	<12	<24	<9	<8	36300	25700	3420
TPE3557	2.50-	150309-45	05/03/2015	09/03/2015	01/04/2015	Commercial	223000	288000	93500	35900	<100	30200	406000	359000	149000	46600	28400	14600	<100	<100	<200	<200	240000	<200	<60	185	1410000	<120	<100	<60	<24	<9	<40	1910000	417000	89600
TPE3558	0.50-	150311-94	06/03/2015	11/03/2015	03/04/2015	Commercial	62000	106000	43600	21600	3460	<40	495	15900	41300	7290	15000	17300	4090	1670	<40	<40	10600	<40	<12	91	130000	<24	<20	<12	<24	<9	<8	349000	175000	43700
TPE3558	1.50-	150311-94	06/03/2015	11/03/2015	06/04/2015	Commercial	443000	129000	53200	31900	4900	887	234000	517000	296000	58300	38300	51400	10600	3620	<200	<200	345000	<200	<60	145	1840000	<120	<100	<60	<24	<9	<40	2210000	219000	159000
TPE3558	2.50-	150311-94	06/03/2015	11/03/2015	07/04/2015	Commercial	135000	185000	60200	31600	4120	6430	99100	115000	89900	24400	20400	19000	6010	2330	<200	<200	76600	<200	<60	124	522000	<120	<100	<60	<24	<9	<40	872000	280000	69900
TPE3558	3.50-	150311-94	06/03/2015	11/03/2015	03/04/2015	Commercial	12900	91200	27000	16100	2230	244	9750	15200	8630	31500	13500	8750	696	<100	<40	<40	10100	<40	<12	91	56900	<24	<20	<12	<24	<9	<8	248000	136000	54500
TPE3559	0.50-	150407-35	20/03/2015	07/04/2015	07/05/2015	Commercial	65000	556000	310000	201000	40700	82.5	2010	33900	43300	189000	145000	139000	53100	24600	<40	<40	22600	<40	<12	81	167000	<24	<20	<12	<24	<9	<8	1800000	1110000	526000
TPE3559	1.50-	150407-35	20/03/2015	07/04/2015	06/05/2015	Commercial	14500	35100	19000	9280	<100	461	7680	14000	9650	16300	10400	10900	2710	948	<40	<40	9320	<40	<12	82	55600	<24	<20	<12	<24	<9	<8	159000	63400	40400
TPE3559	2.50-	150407-35	20/03/2015	07/04/2015	05/05/2015	Commercial	50600	77100	34500	23700	3240	2810	40600	54200	33700	28300	16700	20000	7140	2550	<40	<40	36100	<40	<12	119	218000	<24	<20	<12	<24	<9	<8	429000	139000	72200
TPE3559	3.50-	150407-35	20/03/2015	07/04/2015	06/05/2015	Commercial	<40	<100	665	3000	<100	<40	<40	<40	<40	897	536	<100	<100	<100	<40	<40	<40	<40	<12	91	<176	<24	<20	<12	<24	<9	<8	5240	3670	1430
TPE3559	4.50-	150407-35	20/03/2015	07/04/2015	02/05/2015	Commercial	<40	2160	2310	4020	<100	<40	<40	<40	<40	1000	1410	2710	<100	<100	<40	<40	<40	<40	<12	94	<176	<24	<20	<12	<24	<9	<8	13600	8490	5130
TPE3560	0.50-	150326-98	25/03/2015	26/03/2015	24/04/2015	POS	25600	251000	239000	649000	172000	2190	54200	55800	17100	35400	64200	202000	97300	43900	<40	<40	37200	<40	<12	116	192000	<24	<20	<12	<24	<9	<8	1900000	1310000	399000
TPE3560	0.50-	150407-35	20/03/2015	07/04/2015	07/05/2015	POS	77.3	74100	225000	556000	190000	<40	<40	59.4	51.5	30700	106000	330000	202000	97600	<40	<40	43.7	<40	<12	66	286	<24	<20	<12	<24	<9	<8	1710000	1040000	670000
TPE3560	1.50-	150326-98	25/03/2015	26/03/2015	23/04/2015	POS	20600	448000	728000	2080000	816000	628	22700	29400	13700	127000	262000	735000	422000	208000	<40	<40	19600	<40	<12	81	107000	<24	<20	<12	<24	<9	<8	5730000	4080000	1550000
TPE3560	1.50-	150407-35	20/03/2015	07/04/2015	06/05/2015	POS	<40	1330	5740	27100	10500	<40	<40	<40	<40	<100	<100	13300	17600	8800	<40	<40	<40	<40	<12	86	<176	<24	<20	<12	<24	<9	<8	75600	44700	30900
TPE3560	2.50-	150407-35	20/03/2015	07/04/2015	07/05/2015	POS	231000	133000	117000	440000	79300	416	54600	191000	154000	108000	120000	314000	58900	23100	<200	<200	127000	<200	<60	146	758000	<120	<100	<60	<24	<9	<40	2130000	770000	601000
TPE3560	3.50-	150407-35	20/03/2015	07/04/2015	07/05/2015	POS	27700	72900	116000	725000	221000	70.6	4570	21600	18500	40700	64800	237000	77200	29700	<40	<40	14400	<40	<12	92	86800	<24	<20	<12	<24	<9	<8	1640000	1140000	420000
TPE3560	4.50-	150407-35	20/03/2015	07/04/2015	07/05/2015	POS	612	11400	26400	149000	39600	<40	93.2	474	407	5430	15400	64000	23900	9170	<40	<40	316	<40	<12	94	1920	<24	<20	<12	<24	<9	<8	337000	226000	109000
TPE3561	0.50-	150326-98	25/03/2015	26/03/2015	24/04/2015	POS	3720	104000	182000	720000	471000	<40	271	1640	2480	24300	90700	574000	450000	187000	<40	<40	1090	<40	<12	57	9240	<24	<20	<12	<24	<9	<8	2620000	1480000	1140000
TPE3561	1.50-	150326-98	25/03/2015	26/03/2015	23/04/2015	POS	63700	175000	342000	700000	225000	<40	2820	59400	42500	29500	203000	611000	267000	112000	<40	<40	39600	<40	<12	82	208000	<24	<20	<12	<24	<9	<8	2760000	1440000	1110000
TPE3568	0.50-	150312-105	10/03/2015	12/03/2015	02/04/2015	POS	<40	<100	<100	<100	<100	<40	<40	<40	<40	<100	411	4180	4080	1830	<40	<40	<40	<40	<12	97	<176	<24	<20	<12	<24	<9	<8	8680	<100	8670
TPE3568	1.50-	150312-105	10/03/2015	12/03/2015	01/04/2015	POS	<40	<100	837	2060	<100	<40	<40	<40	<40	<100	157	4740	2340	862	<40	<40	<40	<40	<12	105	<176	<24	<20	<12	<24	<9	<8	10200	2900	7240
TPE3568	2.50-	150312-105	10/03/2015	12/03/2015	02/04/2015	POS	<40	179	681	<100	<100	<40	<40	<40	<40	<100	226	717	157	<100	<40	<40	<40	<40	<12	112	<176	<24	<20	<12	<24	<9	<8	1960	861	1100
TPE3568	3.50-	150312-105	10/03/2015	12/03/2015	01/04/2015	POS	<40	<100	<100	<100	<100	<40	<40	<40	<40	<100	<100	<100	<100	<100	<40	<40	<40	<40	<12	100	<176	<24	<20	<12	<24	<9	<8	<100	<100	<100
TPE3570	0.50-	150319-95	13/03/2015	19/03/2015	09/04/2015	POS	<40	<100	8480	146000	69300	<40	<40	<40	<40	1300	6450	115000	114000	49500	<40	<40	<40	<40	<12	93	<176	<24	<20	<12	<24	<9	<8	460000	224000	236000
TPE3570	1.50-	150319-95	13/03/2015	19/03/2015	08/04/2015	POS	<40	2860	23200	222000	202000	<40	<40	<40	<40	<100	8280	182000	278000	152000	<40	<40	<40	<40	<12	81	<176	<24	<20	<12	<24	<9	<8	918000	450000	468000
TPE3570	2.50-	150319-95	13/03/2015	19/03/2015	08/04/2015	POS	<40	3470	25500	131000	38900	<40	<40	<40	<40	1850	9020	112000	87700	37500	<40	<40	<40	<40	<12	114	<176	<24	<20	<12	<24	<9	<8	409000	198000	210000
TPE3570	3.50-	150319-95	13/03/2015	19/03/2015	08/04/2015	POS	2010	79100	232000	510000	93000	<40	118	999	1340	17000	142000	452000	131000	49900	<40	<40	667	<40	<12	90	5140	<24	<20	<12	<24	<9	<8	1660000	914000	742000
TPE3570	4.50-	150319-95	13/03/2015	19/03/2015	08/04/2015	POS	4870	54900	58100	86800	9210	<40	388	2650	3240	3040	17100	52100	20300	8500	<40	<40	1770	<40	<12	113	12900	<24	<20	<12	<24	<9	<8	315000	209000	92500
TPE3572	0.50-	150407-35	20/03/2015	07/04/2015	07/05/2015	POS	<40	3160	19200	132000	43100	<40	<40	<40	<40	1170	10900	144000	87800	39500	<40	<40	<40	<40	<12	54	<176	<24	<20	<12	<24	<9	<8	441000	198000	243000
TPE3572	1.50-	150407-35	20/03/2015	07/04/2015	06/05/2015	POS	<40	14900	97700	209000	56800	<40	<40	<40	<40	<100	24000	216000	150000	68900	<40	<40	<40	<40	<12	80	<176	<24	<20	<12	<24	<9	22.6	767000	378000	389000
TPE3572	2.50-	150407-35	20/03/2015	07/04/2015	07/05/2015	POS	779	1690	2060	6160	3050	<40	188	739	520	2240	1900	7480	4720	1940	<40	<40	494	<40	<12	82	2750	<24	<20	<12	<24	<9	<8	32000	13000	16300
TPE3572	3.50-	150407-35	20/03/2015	07/04/2015	07/05/2015	POS	25900	97100	32100	21800	494	42.2	10700	18400	17300	<100	36300	35800	7020	2340	58.1	<40	12300	58.1	<12	94	84700	<24	<20	<12	58.1	<9	<8	315000	152000	79100
TPE3572	4.50-	150407-35	20/03/2015	07/04/2015	07/05/2015	POS	42500	265000	118000	53400	<100	144	20600	35000	28400	65800	58500	52900	8560	3160	<40	<40	23300	<40	<12	96	150000	<24	<20	<12	<24	<9	<8	772000	437000	186000
TPE3574	0.50-	150311-94	06/03/2015	11/03/2015	06/04/2015	Commercial	91.2	596	716	4610	<100	<40	<40	44.6	60.8	<100	<100	3150	467	<100	<40	<40	<40	<40	<12	86	255	<24	<20	<12	<24	<9	<8	9790	5920	3620
TPE3574	1.50-	150311-94	06/03/2015	11/03/2015	06/04/2015	Commercial	<40	<100	<100	<100	<100	<40	<40	<40	<40	<100	<100	<100	<100	<100	<40	<40	<40	<40	<12	97	<176	<24	<20	<12	<24	<9	<8	<100	<100	<100
TPE3574	2.30-	150311-94	06/03/2015	11/03/2015	06/04/2015	Commercial	<40	<100	<100	<100	<100	<40	<40	<40	<40	<100	<100	<100	<100	<100	<40	<40	<40	<40	<12	98	<176	<24	<20	<12	<24	<9	<8	<100	<100	<100
TPE3575	0.50-	150311-94	06/03/2015	11/03/2015	03/04/2015	Commercial	<40	<100	<100	2100	<100	<40	<40	<40	<40	<100	<100	777	<100	<100	<40	<40	<40	<40	<12	87	<176	<24	<20	<12	<24	<9	<8	2880	2100	777
TPE3575	1.50-	150311-94	06/03/2015	11/03/2015	03/04/2015	Commercial	4580	20600	10400	19000	6750	45.4	894	3210	3050	1580	2980	15300	10700	4390	<40	<40	2140	<40	<12	82	13900	<24	<20	<12	<24	<9	<8	101000	56700	30500
TPE3575	2.50-	150311-94	06/03/2015	11/03/2015	03/04/2015	Commercial	<40	<100	<100	<100	<100	<40	96.8	64.1	<40	212	526	1480	<100	<100	<40	<40	43.6	<40	<12	12	278	<24	<20	<12	<24	<9	<8	2490	<100	2210

Monitor Phase 68

Sample Desc	Sample Depth	SDG ID.	Date Sampled	Received On	Date Complete		Aliphatics >C10-C12	Aliphatics >C12-C16	Aliphatics >C16-C21	Aliphatics >C21-C35	Aliphatics >C35-C44	Aliphatics >C5-C6	Aliphatics >C6-C8	Aliphatics >C8-C10	Aromatics >EC10-EC12	Aromatics >EC12-EC16	Aromatics >EC16-EC21	Aromatics >EC21-EC35	Aromatics >EC35-EC44	Aromatics >EC40-EC44	Aromatics >EC5-EC7	Aromatics >EC7-EC8	Aromatics >EC8-EC10	Benzene	Ethylbenzene	GRO Surrogate % recovery**	GRO TOT (Moisture Corrected)	m,p-Xylene	Methyl tertiary butyl ether (MTBE)	o-Xylene	sum of detected BTEX by GC	sum of detected mpo xylene by GC	Toluene	Total Aliphatics & Aromatics >C5-C44	Total Aliphatics >C12-C44	Total Aromatics >EC12-EC44
					Commercial >1m RBSL																**71000**	**617000**	**547000**	**5000**									**389000**			
					POS >1m RBSL																**432000**			**48000**								**478000**				
							µg/kg	µg/kg	µg/kg	µg/kg	µg/kg	µg/kg	µg/kg	µg/kg	µg/kg	µg/kg	µg/kg	µg/kg	µg/kg	µg/kg	µg/kg	µg/kg	µg/kg	µg/kg	µg/kg	%	µg/kg	µg/kg	µg/kg	µg/kg	µg/kg	µg/kg	µg/kg	µg/kg	µg/kg	µg/kg
TPE3576	0.50-	150311-94	06/03/2015	11/03/2015	07/04/2015	Commercial	173000	223000	68000	23100	<100	247	20500	121000	115000	114000	50300	40000	3940	<100	<200	<200	80500	<200	<60	109	510000	<120	<100	<60	<24	<9	<40	1030000	314000	208000
TPE3576	1.50-	150311-94	06/03/2015	11/03/2015	07/04/2015	Commercial	62600	223000	79100	53100	14200	310	22000	57300	41700	26300	29400	29500	8040	3330	<200	<200	38200	<200	<60	98	222000	<120	<100	<60	<24	<9	<40	685000	370000	93200
TPE3577	0.50-	150311-94	06/03/2015	11/03/2015	03/04/2015	Commercial	81300	140000	60600	37300	6230	224	19300	60000	54200	50300	30100	24800	5900	2000	<40	<40	40000	<40	<12	94	255000	<24	<20	<12	<24	<9	<8	610000	244000	111000
TPE3577	1.50-	150311-94	06/03/2015	11/03/2015	06/04/2015	Commercial	267000	32700	10500	4180	<100	5950	133000	225000	178000	12600	6610	5350	366	<100	<200	<200	150000	<200	<60	83	960000	<120	<100	<60	<24	<9	<40	1030000	47300	25000
TPE3577	2.50-	150311-94	06/03/2015	11/03/2015	02/04/2015	Commercial	427	<100	<100	<100	<100	42.2	242	305	285	<100	<100	<100	<100	<100	<40	<40	230	<40	14.4	107	1550	<24	<20	<12	<24	<9	<8	1530	<100	<100
TPE3577	3.50-	150311-94	06/03/2015	11/03/2015	06/04/2015	Commercial	210000	313000	105000	63300	14400	221	8040	68300	140000	42500	32500	29700	7370	2960	<200	<200	45500	<200	<60	100	472000	<120	<100	<60	<24	<9	<40	1080000	496000	112000
TPE3578	0.50-	150407-35	20/03/2015	07/04/2015	07/05/2015	Commercial	16900	4340	463	<100	<100	1990	24000	23600	11300	3380	2120	<100	<100	<100	51.8	<40	15700	51.8	<12	88	93600	<24	<20	<12	51.8	<9	<8	104000	4800	5500
TPE3578	1.50-	150407-35	20/03/2015	07/04/2015	07/05/2015	Commercial	551	<100	<100	1160	<100	136	575	254	367	<100	<100	<100	<100	<100	<40	<40	180	<40	<12	98	2070	<24	<20	<12	<24	<9	<8	3240	1160	<100
TPE3578	2.50-	150407-35	20/03/2015	07/04/2015	07/05/2015	Commercial	<40	468	<100	2570	1900	<40	<40	<40	<40	<100	<100	<100	3010	2130	<40	<40	<40	<40	<12	85	<176	<24	<20	<12	<24	<9	<8	8060	4940	3010
TPE3578	3.50-	150407-35	20/03/2015	07/04/2015	06/05/2015	Commercial	1920	562	<100	1330	<100	212	1140	1060	1280	<100	<100	<100	3140	2200	<40	<40	707	<40	<12	85	6320	<24	<20	<12	<24	<9	<8	11300	1890	3140
TPE3646	0.50-	150407-35	20/03/2015	07/04/2015	07/05/2015	Commercial	<40	<100	<100	<100	<100	<40	<40	<40	<40	<100	<100	<100	<100	<100	<40	<40	<40	<40	<12	107	<176	<24	<20	<12	<24	<9	<8	<100	<100	<100
TPE3646	1.50-	150407-35	20/03/2015	07/04/2015	07/05/2015	Commercial	11600	22300	19700	21500	4640	109	2310	7720	7740	5490	10200	12000	1790	<100	<40	<40	5530	<40	183	108	35000	<24	<20	205	388	205	<8	133000	68100	29400
TPE3646	2.50-	150407-35	20/03/2015	07/04/2015	07/05/2015	Commercial	107000	93600	45800	34400	5570	1070	43000	72100	71500	34100	35600	35500	7330	2530	<200	<200	48000	<200	<60	142	343000	<120	<100	<60	<24	<9	<40	635000	179000	113000
TPE3646	3.50-	150407-35	20/03/2015	07/04/2015	07/05/2015	Commercial	64800	111000	31000	8510	192	2730	54100	58600	43200	57700	52900	51600	11400	3980	135	<40	39100	135	<12	183	263000	<24	<20	<12	135	<9	<8	587000	151000	174000
TPE3647	0.50-	150311-94	06/03/2015	11/03/2015	03/04/2015	Commercial	566	<100	<100	<100	<100	43.7	240	304	377	950	<100	<100	<100	<100	<40	<40	203	<40	<12	82	1730	<24	<20	<12	<24	<9	<8	2680	<100	950
TPE3647	1.50-	150311-94	06/03/2015	11/03/2015	02/04/2015	Commercial	65.5	<100	<100	<100	<100	<40	<40	<40	44.1	<100	<100	<100	<100	<100	<40	<40	<40	<40	<12	126	203	<24	<20	<12	<24	<9	<8	134	<100	<100
TPE3647	2.50-	150311-94	06/03/2015	11/03/2015	03/04/2015	Commercial	<40	<100	<100	<100	<100	<40	<40	<40	<40	<100	<100	<100	<100	<100	<40	<40	<40	<40	<12	128	<176	<24	<20	<12	<24	<9	<8	<100	<100	<100
TPE3648	0.50-	150311-94	06/03/2015	11/03/2015	03/04/2015	Commercial	3230	<100	<100	<100	<100	1310	5100	2150	2150	2080	980	1560	<100	<100	67.7	<40	1430	67.7	<12	86	15400	<24	<20	<12	67.7	<9	<8	20100	<100	4620
TPE3648	1.50-	150311-94	06/03/2015	11/03/2015	03/04/2015	Commercial	1220	1580	528	<100	<100	<40	217	482	813	<100	<100	<100	<100	<100	<40	<40	321	<40	<12	82	3080	<24	<20	<12	<24	<9	<8	5190	2110	<100
TPE3649	0.50-	150311-94	06/03/2015	11/03/2015	03/04/2015	Commercial	71700	259000	98400	83700	19300	1290	29300	54900	47800	33900	31900	42200	13200	5930	44.4	<40	36600	44.4	<12	106	242000	<24	<20	<12	44.4	<9	<8	823000	460000	121000
TPE3649	1.50-	150311-94	06/03/2015	11/03/2015	03/04/2015	Commercial	1470	<100	<100	<100	<100	297	1810	1250	981	<100	<100	<100	<100	<100	<40	<40	834	<40	<12	84	6660	<24	<20	<12	<24	<9	<8	6660	<100	<100
TPE3649	2.50-	150311-94	06/03/2015	11/03/2015	07/04/2015	Commercial	<40	<100	<100	<100	<100	55.4	252	61	<40	532	854	1380	<100	<100	<40	<40	40.7	<40	<12	16	447	<24	<20	<12	<24	<9	<8	3210	<100	2770
TPE3650	0.50-	150311-94	06/03/2015	11/03/2015	03/04/2015	Commercial	207	653	2390	8590	<100	<40	58	93.8	138	<100	560	6880	1500	<100	<40	<40	62.2	<40	<12	88	577	<24	<20	<12	<24	<9	<8	21200	11600	8950
TPE3651	0.50-	150311-94	06/03/2015	11/03/2015	03/04/2015	Commercial	<40	<100	<100	<100	<100	<40	<40	<40	<40	<100	<100	<100	<100	<100	<40	<40	<40	<40	<12	92	<176	<24	<20	<12	<24	<9	<8	<100	<100	<100
TPE3651	1.70-	150311-94	06/03/2015	11/03/2015	03/04/2015	Commercial	28200	1090000	795000	2950000	905000	69.5	4680	24700	18800	76400	240000	928000	466000	175000	<40	<40	16400	<40	<12	50	92900	<24	<20	<12	<24	<9	<8	7540000	5740000	1710000
TPE3652	0.50-	150407-35	20/03/2015	07/04/2015	07/05/2015	Commercial	278	475	1050	9230	3530	<40	56.4	286	186	2370	17000	30400	9930	3920	<40	<40	191	<40	<12	109	1000	<24	<20	<12	<24	<9	<8	75000	14300	59700
TPE3652	1.50-	150407-35	20/03/2015	07/04/2015	07/05/2015	Commercial	<40	<100	<100	<100	<100	<40	<40	<40	<40	<100	<100	<100	<100	<100	<40	<40	<40	<40	<12	123	<176	<24	<20	<12	<24	<9	<8	<100	<100	<100
TPE3652	2.50-	150407-35	20/03/2015	07/04/2015	07/05/2015	Commercial	<40	757	1100	4160	621	<40	<40	<40	<40	<100	1000	1080	<100	<100	<40	<40	<40	<40	<12	125	<176	<24	<20	<12	<24	<9	<8	8730	6640	2080
TPE3655	0.50-	150311-94	06/03/2015	11/03/2015	03/04/2015	Commercial	446	4760	49300	41900	137	<40	79.4	725	298	1370	29200	55500	6500	2730	<40	<40	493	<40	<12	70	2060	<24	<20	<12	<24	<9	<8	191000	96100	92600
TPE3655	0.50-	150319-95	13/03/2015	19/03/2015	09/04/2015	Commercial	<40	5600	4510	22400	4400	<40	<40	<40	<40	2620	3940	46200	29100	12100	<40	<40	<40	<40	<12	108	<176	<24	<20	<12	<24	<9	<8	119000	36900	81900
TPE3655	1.50-	150311-94	06/03/2015	11/03/2015	03/04/2015	Commercial	51400	197000	126000	152000	30400	<40	6260	79500	34300	56400	58800	93400	23200	9160	<40	<40	53400	<40	396	74	225000	<24	<20	<12	396	<9	<8	962000	505000	232000
TPE3655	1.50-	150319-95	13/03/2015	19/03/2015	08/04/2015	Commercial	36500	178000	17700	6010	<100	94.6	965	9100	24400	9030	20100	35200	15400	7650	<40	<40	6070	<40	<12	97	77100	<24	<20	<12	<24	<9	<8	359000	202000	79800
TPE3655	2.50-	150311-94	06/03/2015	11/03/2015	03/04/2015	Commercial	672	<100	<100	<100	<100	<40	160	501	448	830	1130	2710	951	397	<40	<40	333	<40	<12	89	2130	<24	<20	<12	<24	<9	<8	7740	<100	5620
TPE3655	3.50-	150311-94	06/03/2015	11/03/2015	04/04/2015	Commercial	92.1	<100	<100	<100	<100	<40	<40	69.9	61.1	<100	<100	<100	<100	<100	<40	<40	46.6	<40	<12	86	295	<24	<20	<12	<24	<9	<8	295	<100	<100
TPE3656	0.50-	150312-105	10/03/2015	12/03/2015	02/04/2015	Commercial	16300	940000	2830000	533000	9520	<40	172	4850	10900	163000	522000	210000	17000	7990	<40	<40	3240	<40	<12	74	35500	<24	<20	<12	<24	<9	<8	5260000	4320000	912000
TPE3656	1.50-	150312-105	10/03/2015	12/03/2015	02/04/2015	Commercial	19700	592000	2730000	473000	1990	<40	564	3330	13100	261000	881000	241000	8030	3410	<40	<40	2220	<40	<12	67	38900	<24	<20	<12	<24	<9	<8	5230000	3800000	1390000
TPE3656	2.50-	150312-105	10/03/2015	12/03/2015	02/04/2015	Commercial	12600	460000	2270000	390000	988	<40	374	1910	8420	227000	795000	206000	4260	1580	<40	<40	1270	<40	<12	86	24600	<24	<20	<12	<24	<9	<8	4370000	3120000	1230000
TPE3656	3.50-	150312-105	10/03/2015	12/03/2015	01/04/2015	Commercial	4770	65100	314000	60000	<100	<40	738	2010	3180	20600	104000	34200	<100	<100	<40	<40	1340	<40	<12	101	12100	<24	<20	<12	<24	<9	<8	610000	440000	158000
TPE3658	0.50-	150311-94	06/03/2015	11/03/2015	03/04/2015	Commercial	<40	1780	53300	54900	<100	<40	<40	<40	<40	<100	1270	11100	2260	1070	<40	<40	<40	<40	<12	87	<176	<24	<20	<12	<24	<9	<8	125000	110000	14600
TPE3658	1.50-	150311-94	06/03/2015	11/03/2015	04/04/2015	Commercial	22400	777000	1990000	1230000	5980	<40	661	8000	14900	202000	790000	512000	27100	14300	<40	<40	5350	<40	17.6	76	51300	<24	<20	<12	<24	<9	<8	5580000	4000000	1530000
TPE3659	0.50-	150312-105	10/03/2015	12/03/2015	02/04/2015	Commercial	54200	299000	639000	343000	8900	180	21700	87000	36100	42900	183000	166000	14400	5640	<40	<40	58000	<40	<12	120	257000	<24	<20	<12	<24	<9	<8	1950000	1290000	407000
TPE3659	1.30-	150312-105	10/03/2015	12/03/2015	02/04/2015	Commercial	25800	585000	1700000	1040000	967	<40	818	10200	17200	383000	1160000	736000	4620	1410	<40	<40	6780	<40	<12	76	60800	<24	<20	<12	<24	<9	<8	5670000	3330000	2290000
TPE3659	2.30-	150312-105	10/03/2015	12/03/2015	01/04/2015	Commercial	4790	150000	437000	271000	<100	<40	161	921	3190	77300	304000	200000	<100	<100	<40	<40	614	<40	<12	127	9700	<24	<20	<12	<24	<9	<8	1450000	858000	582000
TPE3659	3.30-	150312-105	10/03/2015	12/03/2015	01/04/2015	Commercial	8100	48000	149000	89600	<100	<40	232	1940	5400	16400	96000	71400	425	<100	<40	<40	1300	<40	<12	100	17000	<24	<20	<12	<24	<9	<8	488000	286000	184000
TPE3659	4.30-	150312-105	10/03/2015	12/03/2015	01/04/2015	Commercial	338	1760	8600	5670	<100	<40	50.1	138	226	<100	2550	1740	<100	<100	<40	<40	92.7	<40	<12	104	859	<24	<20	<12	<24	<9	<8	21200	16000	4290
TPE3660	0.50-	150319-95	13/03/2015	19/03/2015	09/04/2015	Commercial	112	<100	<100	<100	<100	<40	102	75.7	74.6	<100	545	7000	<100	<100	<40	<40	53.1	<40	<12	97	446	<24	<20	<12	<24	<9	<8	7980	<100	7540
TPE3660	1.50-	150319-95	13/03/2015	19/03/2015	08/04/2015	Commercial	1440	5180	27000	146000	11300	78.2	492	611	960	474	10900	58000	10200	3280	<40	<40	447	<40	<12	147	4030	<24	<20	39.1	39.1	39.1	<8	273000	189000	79700
TPE3660	2.50-	150319-95	13/03/2015	19/03/2015	08/04/2015	Commercial	45.2	<100	<100	<100	<100	<40	<40	<40	<40	<100	<100	<100	<100	<100	<40	<40	<40	<40	<12	89	<176	<24	<20	<12	<24	<9	<8	110	<100	<100
TPE3662	0.50-	150311-94	06/03/2015	11/03/2015	06/04/2015	Commercial	<40	<100	1210	6450	<100	<40	<40	<40	<40	<100	<100	3840	924	<100	<40	<40	<40	<40	<12	93	<176	<24	<20	<12	<24	<9	<8	12400	7660	4760
TPE3663	0.50-	150311-94	06/03/2015	11/03/2015	03/04/2015	Commercial	473	<100	<100	<100	<100	52.6	306	287	315	<100	<100	<100	<100	<100	<40	<40	192	<40	<12	101	1650	<24	<20	<12	<24	<9	<8	1630	<100	<100
TPE3663	1.50-	150311-94	06/03/2015	11/03/2015	04/04/2015	Commercial	523	<100	<100	<100	<100	64.4	353	270	349	<100	<100	<100	<100	<100	<40	<40	180	<40	<12	94	1760	<24	<20	<12	<24	<9	<8	1740	<100	<100
TPE3664	0.50-	150311-94	06/03/2015	11/03/2015	03/04/2015	Commercial	4470	<100	<100	<100	<100	47.1	1880	3590	2980	<100	<100	<100	<100	<100	<40	<40	2390	<40	<12	99	15400	<24	<20	<12	<24	<9	<8	15400	<100	<100
TPE3666	0.50-	150326-98	25/03/2015	26/03/2015	23/04/2015	Commercial	12400	66200	31400	24400	6800	96.3	3280	10700	8270	9640	16400	20500	8160	3250	<40	<40	7140	<40	<12	115	41900	<24	<20	<12	<24	<9	<8	225000	129000	54600
TPE3666	1.50-	150326-98	25/03/2015	26/03/2015	23/04/2015	Commercial	1490	<100	<100	7060	<100	85.9	554	615	993	<100	<100	<100	<100	<100	<40	<40	409	<40	<12	115	4150	<24	<20	<12	<24	<9	<8	11200	7060	<100
TPE3666	2.50-	150326-98	25/03/2015	26/03/2015	23/04/2015	Commercial	557	<100	<100	379	<100	41.1	386	500	372	<100	<100	<100	<100	<100	<40	<40	333	<40	<12	123	2190	<24	<20	<12	<24	<9	<8	2570	379	<100
TPE3666	3.50-	150326-98	25/03/2015	26/03/2015	24/04/2015	Commercial	15800	2820	1090	3570	3600	1710	23800	23200	10500	<100	<100	1430	7270	4150	<40	<40	15500	<40	<12	120	90600	<24	<20	<12	<24	<9	<8	110000	11100	8700
TPE3723	0.50-	150326-98	25/03/2015	26/03/2015	23/04/2015	Commercial	6890	29300	25700	168000	130000	292	7180	9550	4600	4640	10900	204000	239000	103000	<40	<40	6370	<40	<12	134	34900	<24	<20	<12	<24	<9	<8	846000	353000	459000
TPE3724	0.50-	150326-98	25/03/2015	26/03/2015	24/04/2015	Commercial	39300	106000	49400	33300	6030	3790	115000	88000	26200	27500	20100	20400	5030	1940	130	<100	58700	130	<30	150	331000	<60	<50	<30	130	<9	<20	600000	195000	73000
TPE3724	1.50-	150326-98	25/03/2015	26/03/2015	23/04/2015	Commercial	2350	1610	<100	4020	<100	42600	75100	8430	1570	<100	<100	<100	<100	<100	3360	27900	40400	3360	6090	112	202000	20400	<20	8220	66000	28600	27900	207000	5620	<100
TPE3724	2.50-	150326-98	25/03/2015	26/03/2015	23/04/2015	Commercial	80.5	<100	<100	1100	<100	<40	106	122	54.1	<100	<100	<100	<100	<100	<40	<40	80.5	<40	<12	131	459	<24	<20	<12	<24	<9	<8	1560	1100	<100
TPE3724	3.50-	150326-98	25/03/2015	26/03/2015	23/04/2015	Commercial	160	<100	<100	2290	<100	<40	153	116	106	<100	<100	1710	5010	2680	<40	<40	78	<40	<12	121	641	<24	<20	<12	<24	<9	<8	9650	2290	6720
TPE3724	4.50-	150326-98	25/03/2015	26/03/2015	23/04/2015	Commercial	2410	1670	<100	1770	<100	<40	3470	4900	1610	<100	<100	<100	<100	<100	<40	<40	3270	<40	<12	118	15700	<24	<20	<12	<24	<9	<8	19100	3440	<100
TPE3725	0.50-	150311-94	06/03/2015	11/03/2015	03/04/2015	Commercial	229	<100	<100	<100	<100	<40	180	136	152	588	1490	3010	<100	<100	<40	<40	90	<40	<12	95	826	<24	<20	<12	<24	<9	<8	5920	<100	5090
TPE3725	1.50-	150311-94	06/03/2015	11/03/2015	07/04/2015	Commercial	75.5	<100	<100	<100	<100	<40	<40	54.4	50	<100	<100	<100	<100	<100	<40	<40	<40	<40	<12	100	258	<24	<20	<12	<24	<9	<8	171	<100	<100
TPE3725	2.50-	150311-94	06/03/2015	11/03/2015	07/04/2015	Commercial	<40	<100	<100	29700	<100	<40	<40	<40	<40	<100	<100	<100	<100	<100	<40	<40	<40	<40	<12	121	<176	<24	<20	<12	<24	<9	<8	29700	29700	<100
TPE3726	0.50-	150311-94	06/03/2015	11/03/2015	03/04/2015	Commercial	<40	<100	<100	<100	<100	<40	<40	<40	<40	<100	<100	<100	<100	<100	<40	<40	<40	<40	<12	97	<176	<24	<20	<12	<24	<9	<8	<100	<100	<100
TPE3726	1.50-	150311-94	06/03/2015	11/03/2015	04/04/2015	Commercial	94.9	<100	<100	<100	<100	<40	47.5	66.7	63.3	<100	<100	<100	<100	<100	<40	<40	44.1	<40	<12	110	327	<24	<20	<12	<24	<9	<8	327	<100	<100
TPE3726	2.50-	150311-94	06/03/2015	11/03/2015	02/04/2015	Commercial	48.8	<100	<100	<100	<100	<40	<40	<40	<40	<100	<100	<100	<100	<100	<40	<40	<40	<40	<12	110	<176	<24	<20	<12	<24	<9	<8	119	<100	<100
TPE3727	0.50-	150311-94	06/03/2015	11/03/2015	03/04/2015	Commercial	989	<100	<100	<100	<100	198	816	433	659	1310	246	<100	<100	<100	<40	<40	288	<40	<12	76	3400	<24	<20	<12	<24	<9	<8	4960	<100	1560
TPE3727	1.50-	150311-94	06/03/2015	11/03/2015	03/04/2015	Commercial	389	<100	<100	<100	<100	<40	168	197	260	<100	<100	<100	<100	<100	<40	<40	131	<40	<12	87	1180	<24	<20	<12	<24	<9	<8	1180	<100	<100
TPE3727	2.50-	150311-94	06/03/2015	11/03/2015	03/04/2015	Commercial	1270	<100	<100	<100	<100	266	1220	724	849	<100	4470	8530	<100	<100	<40	<40	483	<40	<12	78	4840	<24	<20	<12	<24	<9	<8	17800	<100	13000
TPE3728	0.50-	150311-94	06/03/2015	11/03/2015	03/04/2015	Commercial	1000	<100	<100	<100	<100	<40	173	310	667	<100	<100	1680	971	<100	<40	<40	206	<40	<12	85	2380	<24	<20	<12	<24	<9	<8	5040	<100	2660
TPE3728	1.50-	150311-94	06/03/2015	11/03/2015	03/04/2015	Commercial	2090	<100	<100	<100	<100	234	1430	920	1400	<100	<100	2060	<100	<100	<40	<40	614	<40	<12	94	6700	<24	<20	<12	<24	<9	<8	8760	<100	2060
TPE3730	0.50-	150311-94	06/03/2015	11/03/2015	03/04/2015	Commercial	<40	<100	761	11300	3980	<40	<40	<40	<40	<100	1500	26100	24400	10800	<40	<40	<40	<40	<12	93	<176	<24	<20	<12	<24	<9	<8	68000	16100	52000
TPE3730	1.50-	150311-94	06/03/2015	11/03/2015	03/04/2015	Commercial	<40	<100	<100	<100	<100	<40	<40	<40	<40	<100	<100	<100	<100	<100	<40	<40	<40	<40	<12	99	<176	<24	<20	<12	<24	<9	<8	<100	<100	<100
TPE3730	2.50-	150311-94	06/03/2015	11/03/2015	03/04/2015	Commercial	<40	<100	<100	<100	<100	<40	<40	<40	<40	<100	<100	<100	<100	<100	<40	<40	<40	<40	<12	95	<176	<24	<20	<12	<24	<9	<8	<100	<100	<100
TPE3730	3.00-	150311-94	06/03/2015	11/03/2015	03/04/2015	Commercial	<40	<100	<100	<100	<100	<40	<40	<40	<40	<100	<100	<100	<100	<100	<40	<40	<40	<40	<12	95	<176	<24	<20	<12	<24	<9	<8	<100	<100	<100
TPE3731	0.50-	150311-94	06/03/2015	11/03/2015	03/04/2015	Commercial	<40	<100	<100	<100	<100	<40	<40	<40	<40	<100	<100	<100	<100	<100	<40	<40	<40	<40	<12	87	<176	<24	<20	<12	<24	<9	<8	<100	<100	<100
TPE3734	0.50-	150311-94	06/03/2015	11/03/2015	06/04/2015	Commercial	9000	156000	453000	300000	1130	<40	87.8	1030	6000	56400	297000	210000	2640	<100	<40	<40	689	<40	<12	88	16800	<24	<20	<12	<24	<9	<8	1490000	910000	566000
TPE3734	1.50-	150311-94	06/03/2015	11/03/2015	03/04/2015	Commercial	9460	45300	143000	93700	<100	<40	287	2120	6300	137	32300	32000	<100	<100	<40	<40	1410	<40	<12	90	19600	<24	<20	<12	<24	<9	<8	366000	282000	64500
TPE3734	2.50-	150311-94	06/03/2015	11/03/2015	03/04/2015	Commercial	1720	<100	6670	9400	<100	<40	66.1	431	1150	<100	2320	3680	<100	<100	<40	<40	288	<40	<12	89	3660	<24	<20	<12	<24	<9	<8	25700	16100	6000
TPE3734	3.50-	150311-94	06/03/2015	11/03/2015	03/04/2015	Commercial	10600	53800	277000	219000	<100	<40	263	2980	7050	3620	54400	101000	3920	1480	<40	<40	2000	<40	<12	69	22900	<24	<20	<12	<24	<9	<8	735000	550000	163000
TPE3739	0.50-	150311-94	06/03/2015	11/03/2015	03/04/2015	Commercial	<40	<100	<100	<100	<100	<40	<40	<40	<40	<100	<100	<100	<100	<100	<40	<40	<40	<40	<12	97	<176	<24	<20	<12	<24	<9	<8	<100	<100	<100
TPE3740	0.50-	150311-94	06/03/2015	11/03/2015	03/04/2015	Commercial	55.5	<100	<100	<100	<100	<40	55.5	64.4	<40	<100	<100	<100	<100	<100	<40	<40	43.3	<40	<12	88	268	<24	<20	<12	<24	<9	<8	185	<100	<100
TPE3740	1.50-	150311-94	06/03/2015	11/03/2015	03/04/2015	Commercial	49.3	<100	<100	<100	<100	<40	62.7	52.6	<40	<100	<100	<100	<100	<100	<40	<40	<40	<40	<12	88	244	<24	<20	<12	<24	<9	<8	177	<100	<100
TPE3740	2.50-	150311-94	06/03/2015	11/03/2015	03/04/2015	Commercial	<40	<100	<100	<100	<100	<40	<40	<40	<40	<100	<100	<100	<100	<100	<40	<40	<40	<40	<12	95	<176	<24	<20	<12	<24	<9	<8	<100	<100	<100
TPE3741	1.00-	150311-94	06/03/2015	11/03/2015	07/04/2015	Commercial	460	1320	614	386	<100	<40	195	283	306	460	545	1310	1370	790	<40	<40	189	<40	<12	98	1450	<24	<20	<12	<24	<9	<8	7470	2320	3690
TPE3741	2.00-	150311-94	06/03/2015	11/03/2015	03/04/2015	Commercial	<40	<100	<100	<100	<100	<40	<40	<40	<40	<100	<100	<100	<100	<100	<40	<40	<40	<40	<12	95	<176	<24	<20	<12	<24	<9	<8	<100	<100	<100
TPE3741	3.00-	150311-94	06/03/2015	11/03/2015	03/04/2015	Commercial	<40	<100	<100	<100	<100	<40	<40	<40	<40	<100	<100	<100	<100	<100	<40	<40	<40	<40	<12	112	<176	<24	<20	<12	<24	<9	<8	<100	<100	<100
TPE3743	0.50-	150407-35	20/03/2015	07/04/2015	07/05/2015	Commercial	23700	260000	140000	133000	22500	<40	708	4410	15800	71200	73900	118000	36000	13800	<40	<40	2940	<40	<12	116	47600	<24	<20	<12	<24	<9	<8	902000	555000	299000
TPE3743	1.50-	150407-35	20/03/2015	07/04/2015	07/05/2015	Commercial	644	719	428	<100	<100	120	742	442	430	1420	<100	<100	<100	<100	<40	<40	295	<40	<12	88	2690	<24	<20	<12	<24	<9	<8	5260	1150	1420
TPE3743	2.50-	150407-35	20/03/2015	07/04/2015	06/05/2015	Commercial	137	<100	<100	<100	<100	78	661	301	91.5	<100	<100	<100	<100	<100	<40	<40	200	<40	<12	20	1470	<24	<20	<12	<24	<9	<8	1470	<100	<100
TPE3743	3.50-	150407-35	20/03/2015	07/04/2015	07/05/2015	Commercial	<40	<100	<100	<100	<100	<40	88.1	58.8	<40	<100	<100	<100	<100	<100	<40	<40	<40	<40	<12	106	249	<24	<20	<12	<24	<9	<8	189	<100	<100
TPE3743	4.50-	150407-35	20/03/2015	07/04/2015	07/05/2015	Commercial	103	<100	<100	<100	<100	<40	70.1	73.5	67.8	<100	<100	<100	<100	<100	<40	<40	48.6	<40	<12	79	380	<24	<20	<12	<24	<9	<8	380	<100	<100
TPE3789	0.50-	150407-35	20/03/2015	07/04/2015	07/05/2015	Commercial	182000	505000	294000	279000	56000	1040	110000	141000	122000	63200	105000	140000	69700	29900	<200	<200	94000	<200	<60	150	650000	<120	<100	<60	<24	<9	<40	2160000	1130000	378000
TPE3789	1.50-	150407-35	20/03/2015	07/04/2015	07/05/2015	Commercial	5860	19900	13700	14000	2210	59.9	2270	3830	3910	6200	8010	14800	4260	1550	<40	<40	2550	<40	<12	96	18500	<24	<20	<12	<24	<9	<8	102000	49800	33300
TPE3789	2.50-	150407-35	20/03/2015	07/04/2015	07/05/2015	Commercial	192	<100	<100	<100	<100	99.8	787	369	128	<100	<100	<100	<100	<100	<40	<40	246	<40	<12	22	1830	<24	<20	<12	<24	<9	<8	1830	<100	<100
TPE3790	0.50-	150407-35	20/03/2015	07/04/2015	07/05/2015	Commercial	269000	702000	407000	403000	80400	396	73000	167000	179000	323000	269000	316000	78200	29700	<200	<200	111000	<200	<60	145	799000	<120	<100	<60	<24	<9	<40	3380000	1590000	987000
TPE3790	1.50-	150407-35	20/03/2015	07/04/2015	07/05/2015	Commercial	6110	29700	19200	22100	2140	158	4090	4490	4070	7810	12000	18000	8730	4510	<40	<40	3000	<40	<12	114	21900	<24	<20	<12	<24	<9	<8	142000	73100	46600
TPE3790	2.50-	150407-35	20/03/2015	07/04/2015	07/05/2015	Commercial	600	1080	996	<100	<100	311	2620	910	399	4580	3940	3160	<100	<100	<40	<40	606	<40	<12	21	5450	<24	<20	<12	<24	<9	<8	19200	2070	11700
TPE3790	3.50-	150407-35	20/03/2015	07/04/2015	06/05/2015	Commercial	658	284	556	<100	<100	397	2920	1310	439	2560	2220	1160	<100	<100	<40	<40	912	<40	37.4	33	6630	<24	<20	<12	37.4	<9	<8	13400	839	5930
TPE3790	4.50-	150407-35	20/03/2015	07/04/2015	07/05/2015	Commercial	4200	<100	<100	<100	<100	<40	702	2820	2800	<100	<100	<100	<100	<100	<40	<40	1880	<40	<12	103	12400	<24	<20	<12	<24	<9	<8	12400	<100	<100

Monitor Phase 68

Sample Desc	Sample Depth	SDG ID.	Date Sampled	Received On	Date Complete		Aliphatics >C10-C12	Aliphatics >C12-C16	Aliphatics >C16-C21	Aliphatics >C21-C35	Aliphatics >C35-C44	Aliphatics >C5-C6	Aliphatics >C6-C8	Aliphatics >C8-C10	Aromatics >EC10-EC12	Aromatics >EC12-EC16	Aromatics >EC16-EC21	Aromatics >EC21-EC35	Aromatics >EC35-EC44	Aromatics >EC40-EC44	Aromatics >EC5-EC7	Aromatics >EC7-EC8	Aromatics >EC8-EC10	Benzene	Ethylbenzene	GRO Surrogate % recovery**	GRO TOT (Moisture Corrected)	m,p-Xylene	Methyl tertiary butyl ether (MTBE)	o-Xylene	sum of detected BTEX by GC	sum of detected mpo xylene by GC	Toluene	Total Aliphatics & Aromatics >C5-C44	Total Aliphatics >C12-C44	Total Aromatics >EC12-EC44
					Commercial >1m RBSL																71000	617000	547000	5000									389000			
					POS >1m RBSL																432000			48000								478000				
							µg/kg	µg/kg	µg/kg	µg/kg	µg/kg	µg/kg	µg/kg	µg/kg	µg/kg	µg/kg	µg/kg	µg/kg	µg/kg	µg/kg	µg/kg	µg/kg	µg/kg	µg/kg	µg/kg	%	µg/kg	µg/kg	µg/kg	µg/kg	µg/kg	µg/kg	µg/kg	µg/kg	µg/kg	µg/kg
TPE3791	0.50-	150407-35	20/03/2015	07/04/2015	07/05/2015	Commercial	425	<100	<100	<100	<100	<40	95.8	229	283	<100	<100	<100	<100	<100	<40	<40	153	<40	<12	114	1210	<24	<20	<12	<24	<9	<8	1210	<100	<100
TPE3791	1.50-	150407-35	20/03/2015	07/04/2015	07/05/2015	Commercial	<40	<100	<100	<100	<100	<40	<40	<40	<40	<100	<100	<100	<100	<100	<40	<40	<40	<40	<12	105	<176	<24	<20	<12	<24	<9	<8	<100	<100	<100
TPE3791	2.50-	150407-35	20/03/2015	07/04/2015	07/05/2015	Commercial	<40	<100	<100	<100	<100	<40	<40	<40	<40	<100	<100	<100	<100	<100	<40	<40	<40	<40	<12	108	<176	<24	<20	<12	<24	<9	<8	<100	<100	<100
TPE3792	0.50-	150311-94	06/03/2015	11/03/2015	03/04/2015	Commercial	47.7	<100	<100	<100	<100	<40	<40	<40	<40	<100	<100	<100	<100	<100	<40	<40	<40	<40	<12	92	<176	<24	<20	<12	<24	<9	<8	129	<100	<100
TPE3792	1.50-	150311-94	06/03/2015	11/03/2015	02/04/2015	Commercial	<40	<100	<100	<100	<100	<40	<40	<40	<40	<100	<100	<100	<100	<100	<40	<40	<40	<40	<12	110	<176	<24	<20	<12	<24	<9	<8	<100	<100	<100
TPE3792	2.50-	150311-94	06/03/2015	11/03/2015	02/04/2015	Commercial	<40	<100	<100	<100	<100	<40	<40	<40	<40	<100	<100	<100	<100	<100	<40	<40	<40	<40	<12	128	<176	<24	<20	<12	<24	<9	<8	<100	<100	<100
TPE3793	0.50-	150311-94	06/03/2015	11/03/2015	03/04/2015	Commercial	5230	1760	835	<100	<100	435	10000	8160	3490	<100	<100	<100	<100	<100	<40	<40	5440	<40	<12	91	32800	<24	<20	<12	<24	<9	<8	35400	2600	<100
TPE3793	1.50-	150311-94	06/03/2015	11/03/2015	02/04/2015	Commercial	8260	5950	4520	4920	<100	51.5	7730	9890	5510	302	539	478	<100	<100	<40	<40	6590	<40	<12	121	38100	<24	<20	<12	<24	<9	<8	54700	15400	1320
TPE3793	2.50-	150311-94	06/03/2015	11/03/2015	07/04/2015	Commercial	4480	<100	<100	<100	<100	<40	1420	4000	2990	<100	<100	<100	<100	<100	<40	<40	2660	<40	<12	104	15600	<24	<20	<12	<24	<9	<8	15600	<100	<100
TPE3793	3.50-	150311-94	06/03/2015	11/03/2015	02/04/2015	Commercial	<40	<100	<100	<100	<100	<40	<40	<40	<40	<100	<100	<100	<100	<100	<40	<40	<40	<40	<12	111	<176	<24	<20	<12	<24	<9	<8	<100	<100	<100
TPE3794	0.50-	150311-94	06/03/2015	11/03/2015	03/04/2015	Commercial	651	<100	<100	<100	<100	114	441	238	434	1490	<100	<100	<100	<100	<40	<40	159	<40	<12	81	2050	<24	<20	<12	<24	<9	<8	3540	<100	1490
TPE3794	1.50-	150311-94	06/03/2015	11/03/2015	03/04/2015	Commercial	276	<100	202	789	<100	137	445	167	184	<100	<100	<100	<100	<100	<40	<40	111	<40	<12	100	1330	<24	<20	<12	<24	<9	<8	2320	991	<100
TPE3794	2.50-	150311-94	06/03/2015	11/03/2015	03/04/2015	Commercial	169	<100	<100	<100	<100	53.5	187	90.6	112	745	189	673	373	113	<40	<40	60	<40	<12	93	676	<24	<20	<12	<24	<9	<8	2660	<100	1980
TPE3794	3.50-	150311-94	06/03/2015	11/03/2015	03/04/2015	Commercial	<40	<100	<100	<100	<100	<40	<40	<40	<40	<100	<100	<100	<100	<100	<40	<40	<40	<40	<12	95	<176	<24	<20	<12	<24	<9	<8	<100	<100	<100
TPE3795	0.50-	150311-94	06/03/2015	11/03/2015	03/04/2015	Commercial	<40	<100	<100	<100	<100	<40	<40	<40	<40	<100	<100	<100	<100	<100	<40	<40	<40	<40	<12	80	<176	<24	<20	<12	<24	<9	<8	<100	<100	<100
TPE3795	1.50-	150311-94	06/03/2015	11/03/2015	07/04/2015	Commercial	82.1	1730	2280	3950	<100	<40	178	152	55.5	<100	<100	<100	<100	<100	<40	<40	108	<40	<12	80	595	<24	<20	<12	<24	<9	<8	8560	7960	<100
TPE3795	2.50-	150311-94	06/03/2015	11/03/2015	03/04/2015	Commercial	50	<100	<100	<100	<100	<40	<40	<40	<40	<100	<100	<100	<100	<100	<40	<40	<40	<40	<12	84	<176	<24	<20	<12	<24	<9	<8	107	<100	<100
TPE3795	3.50-	150311-94	06/03/2015	11/03/2015	03/04/2015	Commercial	<40	<100	<100	<100	<100	<40	<40	<40	<40	<100	<100	<100	<100	<100	<40	<40	<40	<40	<12	92	<176	<24	<20	<12	<24	<9	<8	<100	<100	<100
TPE3796	0.50-	150311-94	06/03/2015	11/03/2015	03/04/2015	Commercial	<40	<100	<100	<100	<100	<40	<40	<40	<40	<100	<100	<100	<100	<100	<40	<40	<40	<40	<12	86	<176	<24	<20	<12	<24	<9	<8	<100	<100	<100
TPE3796	1.50-	150311-94	06/03/2015	11/03/2015	03/04/2015	Commercial	<40	<100	<100	<100	<100	<40	<40	<40	<40	<100	<100	<100	<100	<100	<40	<40	<40	<40	<12	94	<176	<24	<20	<12	<24	<9	<8	<100	<100	<100
TPE3796	2.50-	150311-94	06/03/2015	11/03/2015	03/04/2015	Commercial	<40	<100	<100	<100	<100	<40	<40	<40	<40	<100	<100	<100	<100	<100	<40	<40	<40	<40	<12	89	<176	<24	<20	<12	<24	<9	<8	<100	<100	<100
TPE3796	3.50-	150311-94	06/03/2015	11/03/2015	03/04/2015	Commercial	<40	<100	<100	<100	<100	<40	<40	<40	<40	<100	<100	<100	<100	<100	<40	<40	<40	<40	<12	133	<176	<24	<20	<12	<24	<9	<8	<100	<100	<100
TPE3797	0.50-	150402-82	31/03/2015	02/04/2015	07/05/2015	Commercial	<40	2150	20600	200000	65900	<40	<40	<40	<40	1590	6780	97400	78500	33800	<40	<40	<40	<40	<12	66	<176	<24	<20	<12	<24	<9	<8	473000	289000	184000
TPE3797	1.50-	150402-82	31/03/2015	02/04/2015	06/05/2015	Commercial	<40	8990	14600	74100	16700	<40	<40	<40	<40	1600	5030	45200	31300	13000	<40	<40	<40	<40	<12	73	<176	<24	<20	<12	<24	<9	<8	198000	114000	83100
TPE3797	2.50-	150402-82	31/03/2015	02/04/2015	06/05/2015	Commercial	42900	942000	1550000	344000	4470	<40	7810	48200	28600	41700	285000	112000	5310	1610	<40	<40	32100	<40	<12	90	160000	<24	<20	<12	<24	<9	<8	3440000	2840000	444000
TPE3797	3.50-	150402-82	31/03/2015	02/04/2015	06/05/2015	Commercial	27900	586000	1040000	299000	29900	<40	4150	18900	18600	81700	451000	221000	56500	22400	<40	<40	12600	<40	<12	59	82200	<24	<20	<12	<24	<9	<8	4440000	1950000	810000
TPE3797	4.50-	150402-82	31/03/2015	02/04/2015	06/05/2015	Commercial	30700	637000	1110000	227000	<200	529	36700	33400	20500	79800	501000	173000	5780	2220	<40	<40	22300	<40	<12	91	144000	<24	<20	<12	<24	<9	<8	2880000	1970000	759000
TPE3800	0.50-	150311-94	06/03/2015	11/03/2015	03/04/2015	Commercial	<40	<100	<100	<100	<100	<40	<40	<40	<40	<100	<100	<100	<100	<100	<40	<40	<40	<40	<12	90	<176	<24	<20	<12	<24	<9	<8	<100	<100	<100
TPE3800	1.50-	150311-94	06/03/2015	11/03/2015	03/04/2015	Commercial	<40	<100	<100	724	<100	<40	<40	<40	<40	<100	<100	<100	<100	<100	<40	<40	<40	<40	<12	102	<176	<24	<20	<12	<24	<9	<8	724	724	<100
TPE3800	2.50-	150311-94	06/03/2015	11/03/2015	03/04/2015	Commercial	<40	<100	<100	<100	<100	<40	<40	<40	<40	<100	<100	<100	<100	<100	<40	<40	<40	<40	<12	102	<176	<24	<20	<12	<24	<9	<8	<100	<100	<100
TPE3801	0.50-	150407-35	20/03/2015	07/04/2015	07/05/2015	Commercial	<40	<100	<100	<100	<100	<40	<40	<40	<40	1190	861	<100	<100	<100	<40	<40	<40	<40	<12	106	<176	<24	<20	<12	<24	<9	<8	2050	<100	2050
TPE3801	1.50-	150407-35	20/03/2015	07/04/2015	06/05/2015	Commercial	<40	<100	<100	<100	<100	<40	<40	<40	<40	<100	<100	<100	<100	<100	<40	<40	<40	<40	<12	117	<176	<24	<20	<12	<24	<9	<8	<100	<100	<100
TPE3801	2.50-	150407-35	20/03/2015	07/04/2015	07/05/2015	Commercial	<40	6460	4420	8470	<100	<40	<40	<40	<40	<100	<100	<100	<100	<100	<40	<40	<40	<40	<12	113	<176	<24	<20	<12	<24	<9	<8	19300	19300	<100
TPE3802	0.50-	150407-35	20/03/2015	07/04/2015	06/05/2015	Commercial	37100	733000	330000	216000	27300	93.2	1290	8270	24700	316000	215000	200000	54100	23300	<40	<40	5510	<40	<12	79	76900	<24	<20	<12	<24	<9	<8	2170000	1310000	786000
TPE3802	1.50-	150407-35	20/03/2015	07/04/2015	06/05/2015	Commercial	2120	1730	793	1620	<100	<40	168	658	1410	1350	961	1620	<100	<100	<40	<40	461	<40	<12	89	4850	<24	<20	21.1	<24	21.1	<8	12900	4150	3930
TPE3802	2.50-	150407-35	20/03/2015	07/04/2015	07/05/2015	Commercial	186	19200	9210	6160	<100	<40	51.5	67.2	124	6720	9040	9370	1990	641	<40	<40	44.8	<40	<12	92	484	<24	<20	<12	<24	<9	<8	62200	34600	27100
TPE3802	3.50-	150407-35	20/03/2015	07/04/2015	07/05/2015	Commercial	<40	<100	<100	<100	<100	<40	<40	<40	<40	1060	<100	1550	<100	<100	<40	<40	<40	<40	<12	96	<176	<24	<20	<12	<24	<9	<8	2610	<100	2610
TPE3802	4.50-	150407-35	20/03/2015	07/04/2015	07/05/2015	Commercial	<40	<100	<100	6680	<100	<40	<40	<40	<40	<100	<100	3600	578	<100	<40	<40	<40	<40	<12	102	<176	<24	<20	<12	<24	<9	<8	10900	6680	4180
TPE3803	0.50-	150407-35	20/03/2015	07/04/2015	07/05/2015	Commercial	53600	336000	144000	76800	9200	246	17100	31900	35700	57700	87300	86400	27200	11400	<40	<40	21300	<40	<12	98	160000	<24	<20	<12	<24	<9	<8	985000	566000	259000
TPE3803	1.50-	150407-35	20/03/2015	07/04/2015	07/05/2015	Commercial	132	4050	2760	<100	<100	<40	53.3	72.2	87.7	1620	1910	<100	<100	<100	<40	<40	47.7	<40	<12	115	406	<24	<20	<12	<24	<9	<8	10800	6810	3540
TPE3803	2.50-	150407-35	20/03/2015	07/04/2015	07/05/2015	Commercial	170	<100	<100	<100	<100	220	1820	603	113	1310	962	1990	<100	<100	<40	<40	402	<40	<12	21	3330	<24	<20	<12	<24	<9	<8	7590	<100	4260
TPE3803	3.50-	150407-35	20/03/2015	07/04/2015	07/05/2015	Commercial	1180	36000	24500	24100	9160	525	2120	657	785	12400	10300	12700	3830	1400	98.6	<40	438	98.6	<12	26	5800	<24	<20	<12	98.6	<9	<8	139000	93900	39200
TPE3803	4.50-	150407-35	20/03/2015	07/04/2015	06/05/2015	Commercial	114	19800	13400	12300	<100	<40	<40	70.6	76.2	2750	5160	6290	<100	<100	<40	<40	47	<40	<12	105	342	<24	<20	<12	<24	<9	<8	60000	45400	14200
TPE3866	0.50-	150407-35	20/03/2015	07/04/2015	07/05/2015	Commercial	70900	782000	305000	98000	10400	118	8090	41100	47200	125000	151000	83200	16500	5800	<40	<40	27400	<40	<12	88	195000	<24	<20	<12	<24	<9	<8	1770000	1190000	376000
TPE3866	1.50-	150407-35	20/03/2015	07/04/2015	07/05/2015	Commercial	1210	3380	2450	1790	<100	<40	70.4	355	807	<100	2000	1010	<100	<100	<40	<40	257	<40	<12	118	2720	<24	<20	13.2	<24	13.2	<8	13400	7630	3000
TPE3866	2.50-	150407-35	20/03/2015	07/04/2015	07/05/2015	Commercial	273000	783000	277000	152000	28000	<200	25100	160000	182000	94300	98600	117000	46400	19100	<200	<200	106000	<200	<60	153	745000	<120	<100	<60	<24	<9	<40	2340000	1240000	357000
TPE3866	3.50-	150407-35	20/03/2015	07/04/2015	07/05/2015	Commercial	276000	28700	16200	11800	1880	28600	399000	385000	184000	<100	4660	6230	1110	<100	471	<200	257000	471	<60	202	1530000	<120	<100	<60	471	<9	<40	1600000	58500	12000
TPE3866	4.50-	150407-35	20/03/2015	07/04/2015	07/05/2015	Commercial	194000	121000	51900	31400	3840	9110	112000	147000	129000	5070	14900	21000	8430	3630	<200	<200	98300	<200	<60	161	691000	<120	<100	<60	<24	<9	<40	949000	208000	49500
TPE3867	0.50-	150407-35	20/03/2015	07/04/2015	07/05/2015	Commercial	63300	851000	321000	104000	12400	<40	544	11900	42200	385000	272000	151000	22000	7580	<40	<40	7950	<40	<12	89	126000	<24	<20	<12	<24	<9	<8	2240000	1290000	830000
TPE3867	1.50-	150407-35	20/03/2015	07/04/2015	07/05/2015	Commercial	88700	889000	329000	84100	3930	63.8	5230	33500	59100	390000	235000	102000	19300	8520	<40	<40	22400	<40	<12	112	209000	<24	<20	<12	<24	<9	<8	2260000	1310000	746000
TPE3867	2.50-	150407-35	20/03/2015	07/04/2015	07/05/2015	Commercial	165000	16300	7280	1980	<100	4530	107000	149000	110000	3670	4620	5700	331	<100	<200	<200	99300	<200	<60	169	636000	<120	<100	<60	<24	<9	<40	676000	25600	14300
TPE3867	3.50-	150407-35	20/03/2015	07/04/2015	07/05/2015	Commercial	296	397	<100	4710	<100	<40	108	100	197	<100	<100	<100	<100	<100	<40	<40	67.3	<40	<12	117	793	<24	<20	<12	<24	<9	<8	5900	5100	<100
TPE3867	4.50-	150407-35	20/03/2015	07/04/2015	07/05/2015	Commercial	267	13400	6160	3060	<100	<40	115	138	177	<100	3050	2760	<100	<100	<40	<40	91.5	<40	<12	104	817	<24	<20	<12	<24	<9	<8	29300	22600	5810
TPE3868	0.50-	150407-35	20/03/2015	07/04/2015	07/05/2015	Commercial	41.8	<100	<100	<100	<100	<40	<40	<40	<40	<100	<100	<100	<100	<100	<40	<40	<40	<40	<12	113	<176	<24	<20	<12	<24	<9	<8	102	<100	<100
TPE3868	1.50-	150407-35	20/03/2015	07/04/2015	07/05/2015	Commercial	<40	<100	<100	<100	<100	<40	<40	<40	<40	<100	<100	<100	<100	<100	<40	<40	<40	<40	<12	118	<176	<24	<20	<12	<24	<9	<8	<100	<100	<100
TPE3868	2.50-	150407-35	20/03/2015	07/04/2015	07/05/2015	Commercial	<40	<100	<100	<100	<100	<40	<40	<40	<40	<100	<100	<100	<100	<100	<40	<40	<40	<40	<12	120	<176	<24	<20	<12	<24	<9	<8	<100	<100	<100
TPE3868	3.50-	150407-35	20/03/2015	07/04/2015	07/05/2015	Commercial	<40	<100	<100	<100	<100	<40	<40	<40	<40	<100	1170	889	<100	<100	<40	<40	<40	<40	<12	126	<176	<24	<20	<12	<24	<9	<8	2060	<100	2060
TPE3869	0.50-	150407-35	20/03/2015	07/04/2015	07/05/2015	Commercial	<40	1950	3600	4770	1600	<40	<40	<40	<40	<100	1660	7330	<100	<100	<40	<40	<40	<40	<12	81	<176	<24	<20	<12	<24	<9	<8	20900	11900	8990
TPE3869	1.50-	150407-35	20/03/2015	07/04/2015	07/05/2015	Commercial	60300	180000	93100	66100	14400	120	7730	30000	40200	<100	23500	30900	12400	5310	<40	<40	20000	<40	<12	88	158000	<24	<20	<12	<24	<9	<8	579000	353000	66800
TPE3869	2.50-	150407-35	20/03/2015	07/04/2015	07/05/2015	Commercial	11500	878	<100	976	<100	47	4660	11300	7680	<100	<100	<100	<100	<100	<40	<40	7530	<40	<12	102	42700	<24	<20	<12	<24	<9	<8	44600	1850	<100
TPE3869	3.50-	150407-35	20/03/2015	07/04/2015	07/05/2015	Commercial	<40	<100	<100	3090	<100	<40	<40	<40	<40	402	<100	<100	2950	1960	<40	<40	<40	<40	<12	100	<176	<24	<20	<12	<24	<9	<8	6480	3090	3360
TPE3869	4.50-	150407-35	20/03/2015	07/04/2015	06/05/2015	Commercial	1360	197	<100	729	<100	<40	81.8	653	909	157	<100	<100	467	<100	<40	<40	436	<40	<12	98	3460	<24	<20	<12	<24	<9	<8	5010	926	624
TPE3870	0.50-	150311-94	06/03/2015	11/03/2015	03/04/2015	Commercial	42200	357000	159000	160000	9340	258	7300	27600	28100	157000	131000	526000	21100	7300	<40	<40	18400	<40	<12	89	124000	<24	<20	<12	<24	<9	<8	1640000	685000	836000
TPE3870	1.50-	150311-94	06/03/2015	11/03/2015	03/04/2015	Commercial	138	<100	<100	<100	<100	<40	<40	52.2	92.1	<100	<100	3990	<100	<100	<40	<40	<40	<40	<12	83	335	<24	<20	<12	<24	<9	<8	4320	<100	3990
TPE3870	2.50-	150311-94	06/03/2015	11/03/2015	03/04/2015	Commercial	<40	<100	<100	<100	<100	<40	<40	<40	<40	<100	<100	<100	<100	<100	<40	<40	<40	<40	<12	101	<176	<24	<20	<12	<24	<9	<8	<100	<100	<100
TPE3870	3.50-	150311-94	06/03/2015	11/03/2015	03/04/2015	Commercial	<40	<100	<100	<100	<100	<40	<40	<40	<40	<100	<100	<100	<100	<100	<40	<40	<40	<40	<12	96	<176	<24	<20	<12	<24	<9	<8	<100	<100	<100
TPE3872	0.50-	150311-94	06/03/2015	11/03/2015	03/04/2015	Commercial	<40	<100	<100	<100	<100	<40	<40	<40	<40	<100	<100	<100	<100	<100	<40	<40	<40	<40	<12	104	<176	<24	<20	<12	<24	<9	<8	<100	<100	<100
TPE3872	1.50-	150311-94	06/03/2015	11/03/2015	03/04/2015	Commercial	<40	1240	8840	9640	<100	<40	<40	<40	<40	<100	1490	3440	1050	694	<40	<40	<40	<40	<12	91	<176	<24	<20	<12	<24	<9	<8	25700	19700	5980
TPE3556	0.50-	150407-35	20/03/2015	07/04/2015	07/05/2015	Commercial	123000	499000	136000	44700	4310	251	9690	63700	82000	217000	68400	47100	20900	9760	<200	<200	42500	<200	<60	117	321000	<120	<100	<60	<24	<9	<40	1360000	684000	353000
TPE3556	1.50-	150407-35	20/03/2015	07/04/2015	07/05/2015	Commercial	254000	243000	70800	38600	5550	1160	108000	227000	169000	65100	41500	38600	9750	3450	<200	<200	151000	<200	<60	158	911000	<120	<100	<60	<24	<9	<40	1420000	358000	155000
TPE3556	2.50-	150407-35	20/03/2015	07/04/2015	07/05/2015	Commercial	28000	68100	18500	5130	<100	108	7130	24900	18700	33000	22500	19400	2350	514	<40	<40	16600	<40	<12	112	95400	<24	<20	<12	<24	<9	<8	265000	91800	77300
TPE2465	0.50-	141219-112	17/12/2014	19/12/2014	09/01/2015	POS	<40	4610	73000	165000	57400	<40	<40	<40	<40	<100	8740	70100	36600	16600	<40	<40	<40	<40	<12	101	<176	<24	<20	<12	<24	<9	<8	416000	300000	115000
TPE2466	0.50-	141219-112	17/12/2014	19/12/2014	09/01/2015	POS	<40	<100	<100	13600	1650	<40	<40	<40	<40	<100	<100	7030	2270	<100	<40	<40	<40	<40	<12	103	<176	<24	<20	<12	<24	<9	<8	24500	15200	9300
TPE2504	0.50-	141219-112	17/12/2014	19/12/2014	09/01/2015	POS	<40	<100	7070	112000	98000	<40	<40	<40	<40	<100	3190	51300	79500	38200	<40	<40	<40	<40	<12	80	<176	<24	<20	<12	<24	<9	<8	351000	217000	134000
TPE2505	0.50-	141219-112	17/12/2014	19/12/2014	09/01/2015	POS	<40	<100	<100	<100	<100	<40	<40	<40	<40	<100	<100	<100	<100	<100	<40	<40	<40	<40	<12	107	<176	<24	<20	<12	<24	<9	<8	<100	<100	<100
TPE2505	1.50-	141219-112	17/12/2014	19/12/2014	08/01/2015	POS	<40	<100	<100	<100	<100	<40	<40	<40	<40	<100	<100	<100	<100	<100	<40	<40	<40	<40	<12	101	<176	<24	<20	<12	<24	<9	<8	<100	<100	<100
TPE2549	0.50-	141219-112	17/12/2014	19/12/2014	09/01/2015	POS	<40	<100	19700	45400	1890	<40	<40	<40	<40	<100	1790	21300	11500	4790	<40	<40	<40	<40	<12	103	<176	<24	<20	<12	<24	<9	<8	102000	67000	34600
TPE2550	0.50-	141219-112	17/12/2014	19/12/2014	09/01/2015	POS	<40	<100	<100	<100	<100	<40	<40	<40	<40	<100	<100	1700	<100	<100	<40	<40	<40	<40	<12	97	<176	<24	<20	<12	<24	<9	<8	1700	<100	1700
TPE2551	0.50-	141219-112	17/12/2014	19/12/2014	09/01/2015	POS	<40	<100	6070	12700	1920	<40	<40	<40	<40	<100	739	7600	4590	1560	<40	<40	<40	<40	<12	98	<176	<24	<20	<12	<24	<9	<8	33600	20600	12900
TPE2590	0.50-	141219-112	17/12/2014	19/12/2014	09/01/2015	POS	<40	324	1010	1620	<100	<40	<40	<40	<40	<100	<100	480	<100	<100	<40	<40	<40	<40	<12	106	<176	<24	<20	<12	<24	<9	<8	3440	2960	480
TPE2591	0.50-	141219-112	17/12/2014	19/12/2014	09/01/2015	POS	<40	<100	<100	36500	40400	<40	<40	<40	<40	<100	<100	11000	13200	4620	<40	<40	<40	<40	<12	97	<176	<24	<20	<12	<24	<9	<8	101000	76900	24200
TPE2592	0.50-	141219-112	17/12/2014	19/12/2014	09/01/2015	POS	<40	<100	<100	<100	<100	<40	<40	<40	<40	<100	<100	<100	<100	<100	<40	<40	<40	<40	<12	111	<176	<24	<20	<12	<24	<9	<8	<100	<100	<100
TPE2593	0.50-	141219-112	17/12/2014	19/12/2014	09/01/2015	POS	<40	<100	<100	<100	<100	<40	<40	<40	<40	<100	<100	624	<100	<100	<40	<40	<40	<40	<12	109	<176	<24	<20	<12	<24	<9	<8	624	<100	624
TPE2594	0.50-	141219-112	17/12/2014	19/12/2014	09/01/2015	POS	<40	<100	<100	17500	2870	<40	<40	<40	<40	<100	<100	9410	6890	2370	<40	<40	<40	<40	<12	96	<176	<24	<20	<12	<24	<9	<8	36700	20400	16300
TPE2598	0.30-	141217-49	16/12/2014	17/12/2014	10/02/2015	POS	<40	4420	25600	184000	49300	<40	<40	<40	<40	2210	8880	104000	66300	33000	<40	<40	<40	<40	<12	88	<176	<24	<20	<12	<24	<9	<8	444000	263000	181000
TPE2599	0.50-	141217-49	16/12/2014	17/12/2014	10/02/2015	POS	<40	11700	15100	384000	180000	<40	<40	<40	<40	9740	17200	319000	288000	119000	<40	<40	<40	<40	<12	42	<176	<24	<20	<12	<24	<9	<8	1220000	591000	633000
TPE2599	1.00-	141217-49	16/12/2014	17/12/2014	07/01/2015	POS	<40	27200	151000	126000	9520	<40	<40	<40	<40	1130	17200	70600	25100	11300	<40	<40	<40	<40	<12	102	<176	<24	<20	<12	<24	<9	<8	428000	314000	114000
TPE2599	1.50-	141217-49	16/12/2014	17/12/2014	07/01/2015	POS	65000	1630000	1320000	374000	9120	<40	4750	72100	43300	293000	348000	166000	15400	5980	<40	<40	48000	<40	<12	79	233000	<24	<20	<12	<24	<9	<8	4390000	3330000	822000
TPE2640	0.50-	141219-112	17/12/2014	19/12/2014	09/01/2015	POS	<40	<100	<100	20500	17200	<40	<40	<40	<40	<100	<100	6160	7270	2590	<40	<40	<40	<40	<12	102	<176	<24	<20	<12	<24	<9	<8	51100	37700	13400
TPE2641	0.50-	141219-112	17/12/2014	19/12/2014	09/01/2015	POS	<40	232	<100	<100	2560	<40	<40	<40	<40	<100	<100	<100	2350	1630	<40	<40	<40	<40	<12	117	<176	<24	<20	<12	<24	<9	<8	5140	2790	2350
TPE2642	0.50-	141219-112	17/12/2014	19/12/2014	09/01/2015	POS	<40	<100	<100	<100	<100	<40	<40	<40	<40	<100	<100	<100	<100	<100	<40	<40	<40	<40	<12	106	<176	<24	<20	<12	<24	<9	<8	<100	<100	<100
TPE2643	1.00-	141213-29	12/12/2014	13/12/2014	06/01/2015	POS	<40	426	421	1570	<100	<40	<40	<40	<40	<100	<100	<100	<100	<100	<40	<40	<40	<40	<12	107	<176	<24	<20	<12	<24	<9	<8	2420	2420	<100
TPE2644	0.50-	141213-29	12/12/2014	13/12/2014	06/01/2015	POS	<40	6450	123000	90500	5930	<40	<40	<40	<40	<100	6960	31100	<100	<100	<40	<40	<40	<40	<12	113	<176	<24	<20	<12	<24	<9	<8	264000	226000	38000
TPE2694	0.50-	141213-29	12/12/2014	13/12/2014	06/01/2015	POS	<40	366	667	2110	463	<40	<40	<40	<40	<100	<100	1280	<100	<100	<40	<40	<40	<40	<12	119	<176	<24	<20	<12	<24	<9	<8	4900	3610	1280
TPE2695	0.50-	141213-29	12/12/2014	13/12/2014	06/01/2015	POS	<40	662	818	5540	<100	<40	<40	<40	<40	<100	<100	1070	<100	<100	<40	<40	<40	<40	<12	114	<176	<24	<20	<12	<24	<9	<8	8090	7020	1070
TPE2695	1.50-	141213-29	12/12/2014	13/12/2014	05/01/2015	POS	<40	<100	<100	3090	471	<40	<40	<40	<40	<100	1580	7420	<100	<100	<40	<40	<40	<40	<12	110	<176	<24	<20	<12	<24	<9	<8	12600	3560	9000
TPE2696	1.00-	141213-29	12/12/2014	13/12/2014	06/01/2015	POS	2080	<100	<100	<100	<100	<40	183	773	1390	<100	<100	<100	<100	<100	<40	<40	520	<40	<12	102	4960	<24	<20	<12	<24	<9	<8	4960	<100	<100
TPE2697	0.50-	141213-29	12/12/2014	13/12/2014	06/01/2015	POS	<40	<100	6470	79900	44900	<40	<40	<40	<40	<100	1880	28100	22000	8960	<40	<40	<40	<40	<12	110	<176	<24	<20	<12	<24	<9	<8	183000	131000	52000
TPE2698	0.30-	141217-49	16/12/2014	17/12/2014	07/01/2015	POS	<40	<100	<100	1680	<100	<40	<40	<40	<40	<100	<100	2560	3950	2090	<40	<40	<40	<40	<12	87	<176	<24	<20	<12	<24	<9	<8	8190	1680	6510
TPE2699	0.50-	141217-49	16/12/2014	17/12/2014	07/01/2015	POS	<40	<100	<100	<100	<100	<40	<40	<40	<40	<100	<100	<100	<100	<100	<40	<40	<40	<40	<12	98	<176	<24	<20	<12	<24	<9	<8	<100	<100	<100
TPE2700	0.50-	141217-49	16/12/2014	17/12/2014	10/02/2015	POS	13100	110000	12900	49900	19700	<40	79.4	2330	8740	<100	<100	23500	21800	9620	<40	<40	1550	<40	<12	89	25900	<24	<20	<12	<24	<9	<8	264000	193000	45300
TPE2700	1.50-	141217-49	16/12/2014	17/12/2014	07/01/2015	POS	198000	272000	46400	25300	2840	<200	9040	206000	132000	2990	4180	11700	<100	<100	<200	<200	137000	<200	<60	122	682000	<120	<100	<60	<24	<9	<40	1050000	346000	18900

Monitor Phase 68

Sample Descr	Sample Depth	SDG ID.	Date Sampled	Received On	Date Complete		Aliphatics >C10-C12	Aliphatics >C12-C16	Aliphatics >C16-C21	Aliphatics >C21-C35	Aliphatics >C35-C44	Aliphatics >C5-C6	Aliphatics >C6-C8	Aliphatics >C8-C10	Aromatics >EC10-EC12	Aromatics >EC12-EC16	Aromatics >EC16-EC21	Aromatics >EC21-EC35	Aromatics >EC35-EC44	Aromatics >EC40-EC44	Aromatics >EC5-EC7	Aromatics >EC7-EC8	Aromatics >EC8-EC10	Benzene	Ethylbenzene	GRO Surrogate % recovery**	GRO TOT (Moisture Corrected)	m,p-Xylene	Methyl tertiary butyl ether (MTBE)	o-Xylene	sum of detected BTEX by GC	sum of detected mpo xylene by GC	Toluene	Total Aliphatics & Aromatics >C5-C44	Total Aliphatics >C12-C44	Total Aromatics >EC12-EC44
				Commercial >1m RBSL																	71000	617000	547000	5000								389000			
				POS >1m RBSL																	432000			48000								478000			
							µg/kg	µg/kg	µg/kg	µg/kg	µg/kg	µg/kg	µg/kg	µg/kg	µg/kg	µg/kg	µg/kg	µg/kg	µg/kg	µg/kg	µg/kg	µg/kg	µg/kg	µg/kg	%	µg/kg	µg/kg	µg/kg	µg/kg	µg/kg	µg/kg	µg/kg	µg/kg	µg/kg	µg/kg	µg/kg
TPE2748	1.00-	141213-29	12/12/2014	13/12/2014	06/01/2015	POS	<40	<100	<100	<100	<100	<40	<40	<40	<40	<100	<100	<100	<100	<100	<40	<40	<40	<40	<12	110	<176	<24	<20	<12	<24	<9	<8	<100	<100	<100
TPE2749	0.50-	141213-29	12/12/2014	13/12/2014	06/01/2015	POS	<40	<100	<100	<100	<100	<40	<40	<40	<40	<100	<100	<100	<100	<100	<40	<40	<40	<40	<12	112	<176	<24	<20	<12	<24	<9	<8	<100	<100	<100
TPE2752	0.50-	141217-49	16/12/2014	17/12/2014	07/01/2015	POS	<40	<100	<100	29000	6410	<40	<40	<40	<40	<100	<100	22400	16200	6430	<40	<40	<40	<40	<12	126	<176	<24	<20	<12	<24	<9	<8	74000	35400	38600
TPE2752	1.50-	141217-49	16/12/2014	17/12/2014	07/01/2015	POS	<40	<100	<100	181	<100	<40	<40	<40	<40	<100	<100	<100	1820	1050	<40	<40	<40	<40	<12	95	<176	<24	<20	<12	<24	<9	<8	2080	181	1820
TPE2753	0.50-	141217-49	16/12/2014	17/12/2014	07/01/2015	POS	105	<100	712	16600	14800	<40	46	100	69.6	<100	<100	4350	17700	10300	<40	<40	67.3	<40	<12	125	405	<24	<20	<12	<24	<9	<8	54600	32100	22100
TPE2753	1.50-	141217-49	16/12/2014	17/12/2014	07/01/2015	POS	<40	15000	112000	802000	147000	<40	<40	<40	<40	<100	4360	113000	43400	15300	<40	<40	<40	<40	<12	77	<176	<24	<20	<12	<24	<9	<8	1240000	1080000	161000
TPE2799	0.50-	141213-29	12/12/2014	13/12/2014	06/01/2015	POS	<40	<100	6870	114000	13900	<40	<40	<40	<40	<100	1200	49400	18100	4540	<40	<40	<40	<40	<12	109	<176	<24	<20	<12	<24	<9	<8	203000	135000	68800
TPE2799	1.50-	141213-29	12/12/2014	13/12/2014	05/01/2015	POS	<40	<100	<100	<100	<100	<40	<40	<40	<40	<100	<100	<100	<100	<100	<40	<40	<40	<40	<12	112	<176	<24	<20	<12	<24	<9	<8	<100	<100	<100
TPE2800	0.50-	141213-29	12/12/2014	13/12/2014	06/01/2015	POS	<40	460	712	3900	<100	<40	<40	<40	<40	<100	236	3750	871	<100	<40	<40	<40	<40	<12	112	<176	<24	<20	<12	<24	<9	<8	9930	5070	4860
TPE2801	0.50-	141213-29	12/12/2014	13/12/2014	06/01/2015	POS	<40	<100	<100	<100	<100	<40	<40	<40	<40	<100	<100	<100	<100	<100	<40	<40	<40	<40	<12	113	<176	<24	<20	<12	<24	<9	<8	<100	<100	<100
TPE2801	1.50-	141213-29	12/12/2014	13/12/2014	06/01/2015	POS	45.5	<100	<100	<100	<100	<40	<40	74.4	<40	<100	<100	<100	<100	<100	<40	<40	68.8	<40	<12	96	249	<24	<20	<12	<24	<9	<8	149	<100	<100
TPE2802	0.50-	141213-29	12/12/2014	13/12/2014	06/01/2015	POS	<40	<100	<100	<100	<100	<40	<40	<40	<40	<100	<100	<100	<100	<100	<40	<40	<40	<40	<12	117	<176	<24	<20	<12	<24	<9	<8	<100	<100	<100
TPE2802	1.50-	141213-29	12/12/2014	13/12/2014	06/01/2015	POS	<40	<100	<100	<100	<100	<40	<40	<40	<40	<100	<100	<100	<100	<100	<40	<40	<40	<40	<12	105	<176	<24	<20	<12	<24	<9	<8	<100	<100	<100
TPE2845	0.50-	141213-29	12/12/2014	13/12/2014	06/01/2015	POS	<40	<100	<100	866	<100	<40	<40	<40	<40	<100	<100	2450	3870	2070	<40	<40	<40	<40	<12	111	<176	<24	<20	<12	<24	<9	<8	7190	866	6320
TPE2845	1.50-	141213-29	12/12/2014	13/12/2014	06/01/2015	POS	<40	<100	<100	<100	<100	<40	<40	<40	<40	<100	<100	<100	<100	<100	<40	<40	<40	<40	<12	115	<176	<24	<20	<12	<24	<9	<8	<100	<100	<100
TPE2847	0.50-	141213-29	12/12/2014	13/12/2014	06/01/2015	POS	<40	460	511	3440	<100	<40	<40	<40	<40	<100	<100	5700	1410	<100	<40	<40	<40	<40	<12	98	<176	<24	<20	<12	<24	<9	<8	11600	4410	7110
TPE2847	1.50-	141213-29	12/12/2014	13/12/2014	06/01/2015	POS	<40	<100	<100	<100	<100	<40	<40	<40	<40	<100	<100	<100	<100	<100	<40	<40	<40	<40	<12	115	<176	<24	<20	<12	<24	<9	<8	<100	<100	<100
TPE2881	0.50-	141213-29	12/12/2014	13/12/2014	06/01/2015	POS	<40	<100	<100	<100	<100	<40	<40	<40	<40	<100	<100	<100	<100	<100	<40	<40	<40	<40	<12	117	<176	<24	<20	<12	<24	<9	<8	<100	<100	<100
TPE2881	1.50-	141213-29	12/12/2014	13/12/2014	06/01/2015	POS	<40	<100	<100	<100	<100	<40	<40	<40	<40	<100	<100	<100	<100	<100	<40	<40	<40	<40	<12	114	<176	<24	<20	<12	<24	<9	<8	<100	<100	<100
TPE2883	0.50-	141213-29	12/12/2014	13/12/2014	06/01/2015	POS	<40	<100	<100	1070	<100	<40	<40	<40	<40	<100	<100	3370	1650	516	<40	<40	<40	<40	<12	150	<176	<24	<20	<12	<24	<9	<8	6090	1070	5020
TPE2883	1.50-	141213-29	12/12/2014	13/12/2014	06/01/2015	POS	52.2	<100	<100	<100	<100	<40	<40	52.2	<40	<100	<100	<100	<100	<100	<40	<40	<40	<40	<12	89	216	<24	<20	<12	<24	<9	<8	131	<100	<100
TPE2884	0.50-	141213-29	12/12/2014	13/12/2014	06/01/2015	POS	<40	<100	<100	207	<100	<40	<40	<40	<40	<100	<100	3930	4410	2500	<40	<40	<40	<40	<12	109	<176	<24	<20	<12	<24	<9	<8	8550	207	8340
TPE2884	1.50-	141213-29	12/12/2014	13/12/2014	06/01/2015	POS	<40	<100	<100	<100	<100	<40	<40	<40	<40	<100	<100	<100	<100	<100	<40	<40	<40	<40	<12	106	<176	<24	<20	<12	<24	<9	<8	<100	<100	<100
TPE2926	0.50-	141213-29	12/12/2014	13/12/2014	06/01/2015	POS	<40	<100	<100	<100	<100	<40	<40	<40	<40	<100	<100	<100	<100	<100	<40	<40	<40	<40	<12	107	<176	<24	<20	<12	<24	<9	<8	<100	<100	<100
TPE2926	1.50-	141213-29	12/12/2014	13/12/2014	05/01/2015	POS	<40	<100	<100	<100	<100	<40	<40	<40	<40	<100	<100	<100	<100	<100	<40	<40	<40	<40	<12	109	<176	<24	<20	<12	<24	<9	<8	<100	<100	<100
TPE2927	0.50-	141213-29	12/12/2014	13/12/2014	06/01/2015	POS	<40	19400	45300	88200	30300	<40	<40	<40	<40	<100	7990	38200	22200	10300	<40	<40	<40	<40	<12	108	<176	<24	<20	<12	<24	<9	<8	252000	183000	68400
TPE2927	1.50-	141213-29	12/12/2014	13/12/2014	05/01/2015	POS	3570	4680	2990	<100	<100	53.6	3510	6240	2380	<100	<100	4860	6340	3000	<40	<40	4160	<40	<12	112	20300	<24	<20	<12	<24	<9	<8	38800	7660	11200
TPE2928	0.50-	141213-29	12/12/2014	13/12/2014	06/01/2015	POS	<40	<100	<100	<100	<100	<40	<40	<40	<40	<100	<100	1830	613	<100	<40	<40	<40	<40	<12	94	<176	<24	<20	<12	<24	<9	<8	2450	<100	2450
TPE2928	1.50-	141213-29	12/12/2014	13/12/2014	06/01/2015	POS	11400	<100	<100	<100	<100	<40	273	2890	7570	<100	<100	<100	<100	<100	<40	<40	2020	<40	62.2	133	24100	<24	<20	32.2	94.4	32.2	<8	24100	<100	<100
TPE2928	2.00-	141213-29	12/12/2014	13/12/2014	06/01/2015	POS	117000	230000	88600	45300	7930	662	152000	256000	78000	58200	54700	51900	11300	4330	452	<200	171000	452	<60	98	776000	<120	<100	<60	452	<9	<40	1320000	372000	176000
TPE2964	0.50-	141213-29	12/12/2014	13/12/2014	06/01/2015	POS	<40	<100	<100	<100	<100	<40	<40	<40	<40	<100	<100	<100	<100	<100	<40	<40	<40	<40	<12	111	<176	<24	<20	<12	<24	<9	<8	<100	<100	<100
TPE2964	1.50-	141213-29	12/12/2014	13/12/2014	05/01/2015	POS	26600	51700	21200	8330	<100	43.7	7680	26800	17700	5570	12800	12800	1450	<100	<40	<40	17900	<40	<12	113	97500	<24	<20	<12	<24	<9	<8	211000	81200	32600
TPE2965	0.50-	141213-29	12/12/2014	13/12/2014	06/01/2015	POS	136	<100	<100	31500	2740	<40	61.7	140	90.8	1160	15700	100000	34200	13700	<40	<40	100	<40	<12	100	554	<24	<20	<12	<24	<9	<8	186000	34200	151000
TPE2965	1.50-	141213-29	12/12/2014	13/12/2014	06/01/2015	POS	<40	<100	<100	<100	<100	<40	<40	<40	<40	<100	<100	<100	<100	<100	<40	<40	<40	<40	<12	130	<176	<24	<20	<12	<24	<9	<8	<100	<100	<100
TPE3010	0.50-	141215-5	11/12/2014	15/12/2014	06/01/2015	POS	<40	<100	<100	<100	<100	<40	<40	<40	<40	<100	<100	<100	<100	<100	<40	<40	<40	<40	<12	98	<176	<24	<20	<12	<24	<9	<8	<100	<100	<100
TPE3011	0.50-	141215-5	11/12/2014	15/12/2014	06/01/2015	POS	<40	<100	<100	<100	<100	<40	<40	<40	<40	<100	<100	749	<100	<100	<40	<40	<40	<40	<12	124	<176	<24	<20	<12	<24	<9	<8	749	<100	749
TPE3012	0.50-	141215-5	11/12/2014	15/12/2014	06/01/2015	POS	<40	<100	<100	<100	<100	<40	<40	<40	<40	<100	<100	<100	<100	<100	<40	<40	<40	<40	<12	102	<176	<24	<20	<12	<24	<9	<8	<100	<100	<100
TPE3053	0.50-	141215-5	11/12/2014	15/12/2014	06/01/2015	POS	<40	<100	<100	3030	<100	<40	<40	<40	<40	<100	<100	1730	<100	<100	<40	<40	<40	<40	<12	93	<176	<24	<20	<12	<24	<9	<8	4880	3030	1730
TPE3054	0.50-	141215-5	11/12/2014	15/12/2014	06/01/2015	POS	<40	<100	4060	38300	666000	<40	58.2	42.6	<40	<100	1150	187000	420000	179000	<40	<40	<40	<40	<12	107	<176	<24	<20	<12	<24	<9	<8	1320000	708000	609000
TPE3056	1.00-	141215-5	11/12/2014	15/12/2014	06/01/2015	POS	<40	<100	<100	<100	<100	<40	<40	<40	<40	<100	<100	<100	<100	<100	<40	<40	<40	<40	<12	132	<176	<24	<20	<12	<24	<9	<8	<100	<100	<100
TPE3094	0.50-	141215-5	11/12/2014	15/12/2014	06/01/2015	POS	<40	<100	<100	<100	<100	<40	<40	<40	<40	<100	<100	<100	<100	<100	<40	<40	<40	<40	<12	111	<176	<24	<20	<12	<24	<9	<8	<100	<100	<100
TPE3094	1.50-	141215-5	11/12/2014	15/12/2014	06/01/2015	POS	171000	672000	369000	61700	<100	<200	66300	197000	114000	69700	80000	33300	3220	<100	<200	<200	132000	<200	<60	161	680000	<120	<100	<60	<24	<9	<40	1970000	1100000	186000
TPE3095	0.50-	141215-5	11/12/2014	15/12/2014	06/01/2015	POS	139	10800	19400	16900	3400	<40	1130	751	92.7	<100	1940	9750	4540	1630	<40	<40	501	<40	<12	94	2640	<24	<20	<12	<24	<9	<8	69400	50500	16200
TPE3095	1.50-	141215-5	11/12/2014	15/12/2014	06/01/2015	POS	98100	381000	178000	893000	1010000	2680	236000	262000	65400	48600	47000	168000	226000	92200	<200	<200	174000	<200	<60	95	838000	<120	<100	<60	<24	<9	<40	3790000	2460000	489000
TPE3096	0.50-	141215-5	11/12/2014	15/12/2014	06/01/2015	POS	6450	218000	178000	38700	18700	45.7	1610	2900	4300	9220	36800	48300	20800	7730	<40	<40	1930	<40	<12	98	17200	<24	<20	<12	<24	<9	<8	585000	453000	115000
TPE3097	0.50-	141215-5	11/12/2014	15/12/2014	06/01/2015	POS	<40	1640	10900	21700	15200	<40	<40	<40	<40	<100	162	12300	11900	5060	<40	<40	<40	<40	<12	108	<176	<24	<20	<12	<24	<9	<8	73800	49400	24400
TPE3141	0.50-	141215-5	11/12/2014	15/12/2014	06/01/2015	POS	176	31200	66300	57300	12500	<40	71.4	57.3	117	1590	14500	62300	30300	12500	<40	<40	64.4	<40	16.4	120	496	<24	<20	<12	<24	<9	<8	276000	167000	109000
TPE3188	1.00-	141215-5	11/12/2014	15/12/2014	06/01/2015	POS	<40	714	6170	20500	3550	<40	<40	<40	<40	<100	<100	14800	11000	4350	<40	<40	<40	<40	<12	124	<176	<24	<20	<12	<24	<9	<8	56700	30900	25800
TPE2602	0.30-	150219-78	16/02/2015	19/02/2015	08/04/2015	POS	<200	599000	1000000	2330000	695000	<200	<200	<200	<200	76500	527000	3240000	942000	364000	<200	<200	648	<200	<60	92	<880	513	<100	<60	513	513	<40	9410000	4630000	4790000
TPE2602	1.50-	150219-78	16/02/2015	19/02/2015	08/03/2015	POS	581000	662000	349000	247000	31000	14000	724000	861000	388000	194000	147000	184000	33600	9900	1360	<200	574000	1360	<60	132	3140000	<120	<100	<60	1360	<9	<40	4990000	1290000	558000
TPE2602	2.30-	150219-78	16/02/2015	19/02/2015	08/03/2015	POS	463000	627000	462000	261000	21400	6180	441000	726000	309000	199000	223000	183000	22000	5590	1460	<200	484000	1460	<60	146	2430000	<120	<100	<60	1460	<9	<40	4430000	1370000	627000
TPE3143	0.80-	150212-8	11/02/2015	12/02/2015	16/04/2015	POS	1680	181000	420000	862000	403000	68.6	211	390	1120	48100	220000	800000	426000	178000	<40	<40	281	<40	<12	70	3740	<24	<20	<12	<24	<9	<8	3360000	1870000	1490000
TPE3143	1.80-	150212-8	11/02/2015	12/02/2015	25/02/2015	POS	29500	733000	591000	262000	34700	371	3260	3410	19700	150000	300000	193000	30100	6730	87.8	<40	2320	87.8	43.3	97	60700	<24	2010	<12	131	<9	<8	2350000	1620000	673000
TPE3013	0.50-	150302-28	26/02/2015	02/03/2015	24/03/2015	POS	<40	<100	<100	<100	<100	<40	<40	<40	<40	<100	<100	<100	<100	<100	<40	<40	<40	<40	<12	96	<176	<24	<20	<12	<24	<9	<8	<100	<100	<100
TPE3013	1.50-	150302-28	26/02/2015	02/03/2015	24/03/2015	POS	<40	<100	<100	<100	<100	<40	<40	<40	<40	<100	<100	<100	<100	<100	<40	<40	<40	<40	<12	98	<176	<24	<20	<12	<24	<9	<8	<100	<100	<100
TPE3013	2.50-	150302-28	26/02/2015	02/03/2015	23/03/2015	POS	7230	229000	138000	198000	220000	95.5	737	2930	4820	48500	62500	57600	90700	29800	<40	<40	1960	<40	<12	96	17800	<24	<20	<12	<24	<9	<8	1060000	786000	259000
TPE3013	3.50-	150302-28	26/02/2015	02/03/2015	23/03/2015	POS	17700	115000	61000	59900	57200	132	1810	7820	11800	27200	28100	24100	22900	7090	<40	<40	5210	<40	<12	111	44400	<24	<20	<12	<24	<9	<8	440000	293000	102000
TPE3013	4.50-	150302-28	26/02/2015	02/03/2015	23/03/2015	POS	8580	31300	19500	12000	2610	228	1900	5710	5720	8190	12500	12600	3450	<100	<40	<40	3810	<40	<12	102	25900	<24	<20	<12	<24	<9	<8	128000	65400	36700

Monitor Phase 68

Commercial >1m RBSL

POS >1m RBSL

Sample Desc	Sample Depth	SDG ID.	Date Sampled	Received On	Date Complete		Acenaphthene	Acenaphthene-d10 % recovery**	Acenaphthylene	Anthracene	Benz(a)anthracene	Benzo(a)pyrene	Benzo(b)fluoranthene	Benzo(g,h,i)perylene	Benzo(k)fluoranthene	Chrysene	Chrysene-d12 % recovery**	Dibenzo(a,h)anthracene	Fluoranthene	Fluorene	Indeno(1,2,3-cd)pyrene	Naphthalene	Naphthalene-d8 % recovery**	PAH, Total Detected USEPA 16	Perylene-d12 % recovery**	Phenanthrene	Phenanthrene-d10 % recovery**	Pyrene
							µg/kg	%	µg/kg	µg/kg	µg/kg	µg/kg	µg/kg	µg/kg	µg/kg	µg/kg	%	µg/kg	µg/kg	µg/kg	µg/kg	µg/kg	%	µg/kg	%	µg/kg	%	µg/kg
TPE2319	0.50-	150128-98	26/01/2015	28/01/2015	06/02/2015	POS	11.6	105	<12	23.5	190	229	365	212	131	214	109	61.5	250	<10	164	18.8	107	2280	109	167	103	244
TPE2319	1.50-	150128-98	26/01/2015	28/01/2015	06/02/2015	POS	301	114	40.8	96.1	113	163	222	117	87.2	163	122	35.8	182	229	89.2	649	109	3060	119	393	121	183
TPE2319	2.50-	150128-98	26/01/2015	28/01/2015	06/02/2015	POS	299	117	<12	101	91	103	164	80.9	56.7	118	122	<23	155	307	54.4	486	109	2650	117	461	116	175
TPE2319	3.50-	150128-98	26/01/2015	28/01/2015	06/02/2015	POS	209	109	<12	113	87.6	88.8	149	73.9	49.2	135	113	<23	166	254	53.4	693	104	2660	110	429	111	159
TPE2321	0.50-	150128-98	26/01/2015	28/01/2015	13/03/2015	POS	68.7	97	20.3	148	1150	1470	2170	1560	705	1250	102	395	1650	53.1	1210	46.3	102	13800	103	692	95.5	1220
TPE2380	0.50-	150128-102	23/01/2015	28/01/2015	05/02/2015	POS	<8	100	<12	<16	72	69.5	128	63.6	35.9	64.7	100	<23	91.7	<10	50.3	<9	98.2	715	110	62	100	77.3
TPE2380	1.50-	150128-102	23/01/2015	28/01/2015	05/02/2015	POS	173	102	17.1	243	967	799	1330	549	404	847	111	200	1420	166	471	23.5	104	9620	111	1080	101	934
TPE2381	0.50-	150128-102	23/01/2015	28/01/2015	12/03/2015	POS	204	103	18.4	258	1660	1960	2740	1350	1010	1600	104	406	3120	147	1130	94	102	19600	114	1560	103	2360
TPE2382	1.00-	150128-102	23/01/2015	28/01/2015	05/02/2015	POS	54.4	102	<12	102	61.1	61.4	121	48.7	34.2	70	106	<23	91.6	191	34.1	245	95.3	1690	112	423	102	148
TPE2383	0.50-	150128-102	23/01/2015	28/01/2015	05/02/2015	POS	<8	101	<12	<16	40.6	21.3	48.3	<24	<14	27	101	<23	26.4	<10	<18	12.5	99.8	234	110	34.8	102	23.3
TPE2394	0.50-	150221-57	17/02/2015	21/02/2015	30/04/2015	POS	56.9	104	116	338	787	665	1190	660	454	1140	101	222	1530	74.1	550	761	107	10700	91.3	1060	102	1150
TPE2394	1.50-	150221-57	17/02/2015	21/02/2015	12/03/2015	POS	<8	123	<12	<16	<14	<15	<15	<24	<14	<10	106	<23	<17	<10	<18	<9	126	<118	102	<15	118	<15
TPE2395	0.50-	150221-73	18/02/2015	21/02/2015	07/05/2015	POS	118	116	43.2	153	252	229	487	245	124	340	112	77.1	393	204	180	681	116	4640	122	721	116	391
TPE2395	1.50-	150221-73	18/02/2015	21/02/2015	13/03/2015	POS	3280	102	93.4	657	48.3	<15	25.4	<24	<14	42.2	106	<23	474	3160	<18	593	100	11200	104	2600	102	251
TPE2395	2.50-	150221-73	18/02/2015	21/02/2015	13/03/2015	POS	306	107	43.8	183	95.7	102	149	90.3	58.8	138	110	<23	203	375	72.1	363	104	2950	109	515	107	259
TPE2395	3.20-	150221-73	18/02/2015	21/02/2015	14/03/2015	POS	158	106	<12	110	32.9	27.6	29.1	<24	<14	55.7	109	<23	89	234	<18	264	103	1380	108	238	105	141
TPE2411	0.50-	150128-102	23/01/2015	28/01/2015	05/02/2015	POS	<8	94	<12	<16	77.2	70	145	63.8	43.2	79.4	88.7	<23	106	<10	52.4	<9	94	780	93.4	52.3	94	91.1
TPE2412	0.50-	150128-102	23/01/2015	28/01/2015	05/02/2015	POS	10.2	91.3	<12	29.5	199	273	410	234	129	200	86	63.5	246	<10	179	17.6	89.5	2360	94	132	91.4	234
TPE2413	0.50-	150128-102	23/01/2015	28/01/2015	11/03/2015	POS	84.1	105	16	136	792	851	1480	685	504	859	98.2	220	1390	62.2	601	66.5	103	9500	104	715	103	1040
TPE2414	0.50-	150128-102	23/01/2015	28/01/2015	12/03/2015	POS	175	106	<12	437	300	430	688	431	236	346	89	113	498	525	305	149	103	6900	101	1620	101	648
TPE2415	0.50-	150128-102	23/01/2015	28/01/2015	12/03/2015	POS	52.9	91.5	16.7	104	699	900	1330	775	463	805	86.4	228	1150	51.3	635	74.7	91.2	8740	92.4	563	90.5	889
TPE2417	0.50-	150128-102	23/01/2015	28/01/2015	05/02/2015	POS	<8	102	<12	<16	169	159	264	118	82.1	176	103	40.1	219	<10	102	<9	102	1590	110	88.4	102	172
TPE2418	0.50-	150128-102	23/01/2015	28/01/2015	05/02/2015	POS	287	102	<12	425	2440	1960	2860	961	1080	2410	108	365	4820	219	930	73.2	102	25100	112	2840	104	3440
TPE2429	0.50-	150219-78	16/02/2015	19/02/2015	08/04/2015	POS	179	119	1320	22800	7530	4610	9130	3680	3930	8650	107	1610	9310	2290	3120	1970	124	92200	112	5380	118	6690
TPE2429	0.50-	150221-73	18/02/2015	21/02/2015	07/05/2015	POS	558	96.2	<12	1240	242	190	449	177	122	345	93.9	63.3	709	1500	142	575	98.3	9300	100	1870	92.7	1120
TPE2429	1.50-	150219-78	16/02/2015	19/02/2015	09/03/2015	POS	294	96.7	<12	202	117	93.7	160	75	54.4	109	89.1	<23	218	374	58.7	774	99.9	3270	94.1	503	90.1	237
TPE2429	1.50-	150221-73	18/02/2015	21/02/2015	14/03/2015	POS	20.1	91.6	<12	40.6	39.4	27.5	55.9	<24	17.4	71.3	90.2	<23	59.3	41.9	<18	126	91.8	677	106	118	93.9	60.4
TPE2429	2.30-	150221-73	18/02/2015	21/02/2015	13/03/2015	POS	22.9	104	<12	31.3	76.5	48.2	75.9	37.1	23.6	64.7	107	<23	124	24	35.1	45.5	101	872	119	151	100	112
TPE2429	2.40-	150219-78	16/02/2015	19/02/2015	08/03/2015	POS	730	106	<12	578	387	335	515	281	177	386	100	79.5	745	1100	210	2690	104	10700	106	1740	102	793
TPE2430	0.50-	150219-78	16/02/2015	19/02/2015	08/04/2015	POS	200	130	532	1510	3190	2790	5230	2520	1640	3320	123	855	4950	276	2100	1150	123	36800	124	2540	128	4000
TPE2430	1.50-	150219-78	16/02/2015	19/02/2015	08/03/2015	POS	1180	107	<12	1080	349	297	528	258	173	478	101	70.5	649	1610	189	3670	114	14500	102	2860	106	1130
TPE2430	2.20-	150219-78	16/02/2015	19/02/2015	09/03/2015	POS	<8	105	<12	210	<14	64.5	88.7	30.9	<14	161	95.1	<23	78.2	265	<18	516	106	1830	101	413	104	<15
TPE2431	0.50-	150219-78	16/02/2015	19/02/2015	09/03/2015	POS	17.9	100	22.8	64.4	147	106	252	79.4	65.8	207	92.4	30.4	288	28.1	67.2	117	99.2	2050	90.7	314	98.1	243
TPE2431	0.50-	150221-73	18/02/2015	21/02/2015	07/05/2015	POS	<8	87.3	29.9	118	295	314	510	268	174	364	87.3	82	390	57.5	208	331	88.5	3980	94.7	422	86.7	414
TPE2431	1.50-	150219-78	16/02/2015	19/02/2015	07/03/2015	POS	<8	120	35.6	99.5	88.4	62.2	161	73	42.6	103	109	<23	191	45.9	55.7	162	122	1570	112	179	118	272
TPE2431	1.50-	150221-73	18/02/2015	21/02/2015	13/03/2015	POS	19.3	85.2	<12	53.3	81.2	32.9	79.4	<24	<14	131	85.8	<23	105	54.2	<18	123	86.1	1030	100	204	87.9	151
TPE2431	2.50-	150219-78	16/02/2015	19/02/2015	09/03/2015	POS	<8	111	<12	107	108	110	166	62.5	53.3	158	105	<23	208	93.3	45.2	82.6	114	1790	111	292	111	308
TPE2431	2.50-	150221-73	18/02/2015	21/02/2015	14/03/2015	POS	26.2	97.1	<12	<16	<14	<15	44.7	<24	<14	68.1	97.4	<23	20.3	81.2	<18	114	98	464	114	78.7	100	30.4
TPE2431	3.20-	150219-78	16/02/2015	19/02/2015	07/03/2015	POS	<8	115	<12	90.6	114	98.7	142	55.9	43.1	126	109	<23	240	91.3	41.8	85.2	113	1680	117	204	115	342
TPE2431	3.50-	150221-73	18/02/2015	21/02/2015	13/03/2015	POS	25.7	104	17.1	<16	28	<15	24.5	<24	<14	49.8	107	<23	19.9	46.3	<18	72.4	100	404	106	45.7	103	74.7
TPE2432	0.50-	150219-78	16/02/2015	19/02/2015	09/03/2015	POS	<8	118	54.3	170	293	233	508	218	143	358	113	72.3	414	57.9	177	1260	116	5120	111	800	117	361
TPE2432	1.50-	150219-78	16/02/2015	19/02/2015	09/03/2015	POS	<8	109	<12	61.3	<14	24.4	64.4	<24	<14	74.8	109	<23	100	266	<18	397	108	1340	116	232	113	115
TPE2432	2.50-	150219-78	16/02/2015	19/02/2015	08/03/2015	POS	<8	106	<12	29.5	<14	<15	76.6	<24	<14	72	99.8	<23	48.9	170	<18	132	104	823	103	237	106	56.7
TPE2432	3.50-	150219-78	16/02/2015	19/02/2015	08/03/2015	POS	12.4	106	15.9	29.7	<14	<15	35.2	<24	<14	18	103	<23	26.3	29.9	<18	28.9	105	280	111	54.2	105	29.5
TPE2432	4.20-	150219-78	16/02/2015	19/02/2015	07/03/2015	POS	<8	107	<12	<16	22.2	<15	19.4	<24	<14	15.4	102	<23	<17	<10	<18	9.94	106	<118	108	33.3	107	<15
TPE2460	0.50-	150128-102	23/01/2015	28/01/2015	05/02/2015	POS	<8	100	<12	<16	<14	<15	17.4	<24	<14	14.8	99.4	<23	<17	<10	<18	<9	98.6	<118	106	21.8	101	<15
TPE2460	1.50-	150128-102	23/01/2015	28/01/2015	05/02/2015	POS	135	95.6	<12	96.9	<14	<15	51.1	<24	<14	77.6	90.5	<23	31.1	209	<18	157	95.8	1190	92.4	392	93.8	42.5
TPE2461	0.50-	150128-102	23/01/2015	28/01/2015	05/02/2015	POS	<8	99	<12	<16	81.5	105	199	145	54.6	84.6	97.9	34	102	<10	100	11.1	97.6	1070	105	75.9	99.5	81.3
TPE2461	1.50-	150128-102	23/01/2015	28/01/2015	05/02/2015	POS	<8	95.5	<12	46.9	<14	<15	40.3	<24	<14	52.2	91.3	<23	<17	111	<18	87	95.6	615	94.9	258	94.1	19.9
TPE2462	0.50-	150128-102	23/01/2015	28/01/2015	05/02/2015	POS	<8	102	<12	<16	<14	<15	25.2	<24	<14	26.9	96.4	<23	<17	<10	<18	<9	100	<118	97.8	59.1	101	<15
TPE2462	1.50-	150128-102	23/01/2015	28/01/2015	05/02/2015	POS	<8	96.5	<12	34.4	<14	<15	36.5	<24	<14	43.3	93.3	<23	21.6	<10	<18	21.4	96	322	95.6	165	95.7	<15
TPE2475	0.50-	150221-57	17/02/2015	21/02/2015	01/05/2015	POS	541	112	444	1070	1050	989	1190	1190	1030	1530	116	859	1230	893	1010	1190	109	17100	103	1330	112	1520
TPE2475	1.50-	150221-57	17/02/2015	21/02/2015	12/03/2015	POS	21.1	118	<12	34.6	50.3	48.9	75.1	50.7	30.8	71	104	<23	183	27.7	35.5	24.1	120	909	103	120	114	136
TPE2477	0.40-	150221-57	17/02/2015	21/02/2015	30/04/2015	POS	69.9	122	311	391	458	517	663	869	367	692	102	223	914	141	544	2210	111	10300	116	1030	111	944
TPE2477	1.20-	150221-57	17/02/2015	21/02/2015	12/03/2015	POS	<8	100	<12	<16	38.4	53.1	72.2	46.7	28.6	58.9	84.4	<23	114	<10	32.4	<9	106	611	77.9	61.9	97	105
TPE2479	0.50-	150219-78	16/02/2015	19/02/2015	09/03/2015	POS	<8	121	<12	33.2	<14	39.3	130	39.5	<14	131	108	<23	95	<10	<18	255	119	1080	101	282	118	77.3
TPE2479	1.50-	150219-78	16/02/2015	19/02/2015	08/03/2015	POS	140	102	<12	125	118	103	160	83.3	51.8	117	95	<23	267	172	67.6	201	105	2280	98.4	419	101	258
TPE2479	2.50-	150219-78	16/02/2015	19/02/2015	08/03/2015	POS	114	110	<12	62.1	78	49.3	124	39.6	39.7	79.7	97.9	<23	173	156	33	354	112	1790	98	332	107	155
TPE2479	3.50-	150219-78	16/02/2015	19/02/2015	06/03/2015	POS	37.8	83.5	<12	32.6	<14	<15	37.3	<24	<14	30.5	68.3	<23	63.5	71.4	<18	81.6	93.3	582	69.1	165	79.2	63.2
TPE2498	0.50-	150128-102	23/01/2015	28/01/2015	05/02/2015	POS	770	106	<12	2650	143	86.8	127	59.4	42.9	198	97	<23	408	3720	38.3	2230	97	16800	99.2	5640	110	702
TPE2498	1.50-	150128-102	23/01/2015	28/01/2015	05/02/2015	POS	362	108	<12	742	64.3	25.1	51.1	<24	<14	83.8	116	<23	109	1440	<18	311	108	5100	116	1700	109	211
TPE2500	0.50-	150128-102	23/01/2015	28/01/2015	05/02/2015	POS	<8	98	<12	<16	<14	<15	28	<24	<14	33.9	93.4	<23	<17	<10	<18	13.7	96	156	98.2	80.3	97.5	<15
TPE2501	0.50-	150221-57	17/02/2015	21/02/2015	30/04/2015	POS	112	138	114	474	1130	721	1250	598	327	2090	104	211	1670	193	387	688	113	14000	119	2180	111	1890
TPE2501	1.50-	150221-57	17/02/2015	21/02/2015	11/03/2015	POS	73.8	108	137	94.8	98.7	146	113	165	41	59.2	103	<23	150	69.5	103	224	111	1910	101	146	105	286
TPE2501	2.70-	150221-57	17/02/2015	21/02/2015	11/03/2015	POS	438	114	<12	278	307	209	321	118	112	277	109	39.1	589	543	102	350	114	5170	110	941	112	547
TPE2502	0.50-	150128-102	23/01/2015	28/01/2015	05/02/2015	POS	<8	94.3	<12	<16	<14	<15	32.7	<24	<14	29.1	91.3	<23	<17	<10	<18	<9	92.9	137	93.6	75.4	94.6	<15
TPE2502	1.50-	150128-102	23/01/2015	28/01/2015	05/02/2015	POS	<8	110	<12	<16	99	101	187	93.9	52.6	127	111	27.7	131	<10	72.6	13.4	108	1190	118	180	111	108
TPE2514	0.50-	150221-57	17/02/2015	21/02/2015	05/05/2015	POS	2020	110	91.4	4200	7640	5510	7090	2320	2860	6650	99.9	729	18900	1760	2310	6190	112	99700	95.1	16800	108	14600
TPE2514	1.70-	150221-57	17/02/2015	21/02/2015	12/03/2015	POS	979	104	61.8	332	280	261	353	219	154	376	90.3	41.6	896	600	142	825	108	7550	83.5	1280	100	748
TPE2515	0.50-	150219-78	16/02/2015	19/02/2015	09/03/2015	POS	167	95.4	31.9	157	<14	<15	<15	<24	<14	17.1	85.4	<23	33.8	532	<18	361	94.9	1720	83.6	375	90.4	43.4
TPE2515	1.50-	150219-78	16/02/2015	19/02/2015	09/03/2015	POS	346	111	<12	476	50.5	50.1	95	54.1	32.1	67.3	110	<23	134	1470	39.3	1030	121	5170	118	1160	114	170
TPE2516	0.30-	150221-57	17/02/2015	21/02/2015	01/05/2015	POS	<8	127	48.8	102	178	272	445	418	158	265	111	101	325	38.7	307	411	119	3680	123	317	115	289
TPE2516	1.50-	150221-57	17/02/2015	21/02/2015	11/03/2015	POS	584	107	<12	379	160	146	238	131	71.7	225	108	36.6	329	712	90.8	546	110	5060	107	946	105	467
TPE2516	2.50-	150221-57	17/02/2015	21/02/2015	11/03/2015	POS	225	114	<12	214	64.2	54.5	105	38.8	<14	110	111	<23	137	389	25.3	559	114	2680	114	552	112	206
TPE2518	0.50-	150219-78	16/02/2015	19/02/2015	09/03/2015	POS	29.2	114	22.4	77.7	137	133	286	104	68.4	238	103	38.8	205	44.1	70.7	94	115	2310	103	369	114	394
TPE2518	1.50-	150219-78	16/02/2015	19/02/2015	09/03/2015	POS	68	101	<60	120	187	526	301	811	<70	179	96.7	<115	144	81.9	152	221	100	3440	104	253	98.2	394
TPE2518	2.50-	150219-78	16/02/2015	19/02/2015	08/03/2015	POS	46.4	109	<12	26.9	20.1	23	30.1	<24	<14	41.4	102	<23	26.6	45.1	<18	272	109	661	106	74.4	109	54.9
TPE2518	3.40-	150219-78	16/02/2015	19/02/2015	09/03/2015	POS	298	107	36.4	117	<14	<15	39.6	<24	<14	40.1	103	<23	69.4	332	<18	244	108	1790	107	534	107	74.1
TPE2546	0.50-	150128-102	23/01/2015	28/01/2015	05/02/2015	POS	27.4	102	27.6	69.8	459	752	1160	1030	366	513	103	233	596	27.6	711	42.7	101	6750	111	253	103	483
TPE2546	1.50-	150128-102	23/01/2015	28/01/2015	05/02/2015	POS	102	104	<12	98.9	143	167	282	211	84.4	151	110	50.4	139	169	147	72.6	104	2230	110	242	101	170
TPE2547	0.50-	150128-102	23/01/2015	28/01/2015	05/02/2015	POS	<8	98.5	<12	<16	70.9	82.2	137	62.4	45.9	62.7	95.6	<23	106	<10	52.3	<9	96.9	781	105	73.5	98	88.3
TPE2547	1.50-	150128-102	23/01/2015	28/01/2015	05/02/2015	POS	<8	97.5	<12	<16	<14	95.2	195	61.4	55.6	104	102	28.3	146	<10	57.8	<9	94.7	1380	105	248	98.7	391
TPE2548	0.50-	150128-102	23/01/2015	28/01/2015	05/02/2015	POS	<8	90.4	<12	<16	<14	<15	<15	<24	<14	<10	86.2	<23	<17	<10	<18	13.6	90.1	<118	91.8	25	90.7	<15
TPE2548	1.50-	150128-102	23/01/2015	28/01/2015	05/02/2015	POS	3430	107	710	1930	<14	<15	61.1	<24	<14	69	103	<23	88.2	3590	<18	942	98.4	18200	104	7420	103	<15
TPE2552	0.50-	150302-28	26/02/2015	02/03/2015	24/03/2015	POS	<8	94.4	<12	<16	<14	<15	<15	<24	<14	<10	88.5	<23	<17	<10	<18	<9	92.6	<118	102	26.8	93.4	<15
TPE2552	1.50-	150302-28	26/02/2015	02/03/2015	25/03/2015	POS	<8	93.7	<12	58.7	<14	<15	22.8	<24	<14	11.3	85	<23	<17	<10	<18	<9	93.3	152	96.7	59.1	89.1	<15
TPE2552	2.50-	150302-28	26/02/2015	02/03/2015	25/03/2015	POS	<8	96.1	<12	<16	<14	<15	46.6	<24	<14	49.4	85.1	<23	<17	<10	<18	<9	94.8	255	98.8	159	92.5	<15
TPE2562	0.50-	150219-78	16/02/2015	19/02/2015	09/03/2015	POS	<8	114	20.6	33.8	57.8	72.1	132	88.7	34.2	53.3	112	<23	78.9	15.1	66	153	112	1010	115	95.3	113	111
TPE2562	1.50-	150219-78	16/02/2015	19/02/2015	06/03/2015	POS	176	117	<12	144	100	97.5	166	68.5	56	131	110	<23	156	345	56.1	285	118	2520	116	505	115	238
TPE2562	2.00-	150219-78	16/02/2015	19/02/2015	08/03/2015	POS	84.1	96.5	<12	80.9	<14	<15	35	<24	<14	44.2	90.6	<23	61.6	221	<18	160	100	1050	94.8	276	96.4	89.7
TPE2564	1.50-	150221-57	17/02/2015	21/02/2015	11/03/2015	POS	115	111	<12	196	76	72.4	128	68.2	46.4	<10	112	<23	193	190	40	624	105	2230	121	265	108	215
TPE2565	0.50-	150219-78	16/02/2015	19/02/2015	09/03/2015	POS	<8	107	32.6	81.2	115	99.8	251	137	75.6	155	97.9	42	232	28.9	95.1	194	109	1990	101	234	105	216
TPE2565	1.50-	150219-78	16/02/2015	19/02/2015	07/03/2015	POS	<8	111	<12	<16	<14	<15	<15	<24	<14	18.6	100	<23	<17	<10	<18	104	110	184	101	61.3	109	<15
TPE2565	2.50-	150219-78	16/02/2015	19/02/2015	09/03/2015	POS	<8	108	<12	<16	<14	<15	20	<24	<14	18.8	98.3	<23	<17	12.5	<18	79	108	205	101	74.4	108	<15
TPE2565	3.50-	150219-78	16/02/2015	19/02/2015	08/03/2015	POS	11.8	107	<12	<16	19.9	24.6	56.5	<24	<14	37	97.9	<23	31	19.8	<18	38.8	107	332	99.7	61.4	106	31.1
TPE2565	4.20-	150219-78	16/02/2015	19/02/2015	08/03/2015	POS	<8	105	<12	<16	<14	<15	33.8	<24	<14	24.4	94.9	<23	19.3	<10	<18	17	106	158	96.4	44.7	104	18.7
TPE2603	0.50-	150217-34	13/02/2015	17/02/2015	04/03/2015	POS	478	111	<12	294	84.2	79.2	117	72.7	45.2	129	107	<23	186	816	54.1	742	110	4410	111	942	109	368
TPE2603	1.50-	150217-34	13/02/2015	17/02/2015	03/03/2015	POS	238	104	17.9	132	<14	<15	18.4	<24	<14	<10	105	<23	35.3	384	<18	293	104	1720	111	525	103	74.9
TPE2603	2.50-	150217-34	13/02/2015	17/02/2015	06/03/2015	POS	<8	107	<12	<16	<14	<15	<15	<24	<14	<10	97.2	<23	<17	<10	<18	<9	109	<118	89.4	<15	106	<15
TPE2604	0.50-	150217-34	13/02/2015	18/02/2015	06/03/2015	POS	200	102	<12	142	<14	<15	<15	<24	<14	<10	98.9	<23	58.2	360	<18	286	104	1750	100	615	104	92.6
TPE2604	1.50-	150217-34	13/02/2015	18/02/2015	06/03/2015	POS	203	105	28.1	128	<14	18.5	52.9	<24	<14	49.7	101	<23	45.1	381	<18	348	104	1910	107	572	104	80.1
TPE2604	2.50-	150217-34	13/02/2015	18/02/2015	06/03/2015	POS	276	107	17.6	144	26.5	21.4	49.4	<24	<14	58.6	103	<23	46.5	405	<18	412	106	2100	109	547	105	90.9

Monitor Phase 68

Sample Descr	Sample Depth	SDG ID.	Date Sampled	Received On	Date Complete	Commercial >1m RBSL POS >1m RBSL	Acenaphthene µg/kg	Acenaphthene-d10 % recovery** %	Acenaphthylene µg/kg	Anthracene µg/kg	Benz(a)anthracene µg/kg	Benzo(a)pyrene µg/kg	Benzo(b)fluoranthene µg/kg	Benzo(g,h,i)perylene µg/kg	Benzo(k)fluoranthene µg/kg	Chrysene µg/kg	Chrysene-d12 % recovery** %	Dibenzo(a,h)anthracene µg/kg	Fluoranthene µg/kg	Fluorene µg/kg	Indeno(1,2,3-cd)pyrene µg/kg	Naphthalene µg/kg	Naphthalene-d8 % recovery** %	PAH, Total Detected USEPA 16 µg/kg	Perylene-d12 % recovery** %	Phenanthrene µg/kg	Phenanthrene-d10 % recovery** %	Pyrene µg/kg
TPE2645	0.50-	150217-34	13/02/2015	17/02/2015	05/03/2015	POS	<8	111	<12	27	106	118	170	80.8	64.4	127	110	<23	276	<10	70.6	11.5	113	1410	106	161	113	192
TPE2645	1.60-	150217-34	13/02/2015	17/02/2015	05/03/2015	POS	<8	102	<12	<16	<14	<15	42.2	<24	<14	37.5	93.5	<23	<17	<10	<18	11.4	105	149	94.7	58.2	101	<15
TPE2645	3.00-	150217-34	13/02/2015	17/02/2015	03/03/2015	POS	<8	104	<12	<16	<14	19.3	82	<24	<14	79.5	95.6	<23	39.8	19.1	<18	64.9	106	474	101	141	102	27.9
TPE2651	0.50-	150221-57	17/02/2015	21/02/2015	21/04/2015	POS	201	113	463	621	788	797	1530	890	398	933	91.4	204	1810	304	661	6060	113	19800	92	2600	106	1500
TPE2651	1.50-	150221-57	17/02/2015	21/02/2015	11/03/2015	POS	58.9	124	39.5	58.5	73.1	65.4	115	73.3	34.1	171	97.3	<23	145	112	53.8	327	110	1990	108	504	102	160
TPE2651	2.50-	150221-57	17/02/2015	21/02/2015	12/03/2015	POS	279	107	<12	113	58.1	48.5	66.5	<24	23.2	75	97.8	<23	136	298	<18	317	106	2040	99.8	414	107	207
TPE2651	3.30-	150221-57	17/02/2015	21/02/2015	12/03/2015	POS	413	108	<12	234	28.4	22.2	27.8	<24	<14	46.9	109	<23	94.3	564	<18	464	109	2870	107	760	106	212
TPE2652	0.50-	150217-34	13/02/2015	18/02/2015	06/03/2015	POS	672	113	33	321	43.6	29	39.5	<24	<14	53.8	90.5	<23	158	809	<18	1150	122	4720	99.8	1120	104	295
TPE2652	1.50-	150217-34	13/02/2015	18/02/2015	06/03/2015	POS	410	106	27.1	227	47.8	19.5	42.8	<24	<14	55.9	103	<23	88.8	488	<18	1290	104	3650	107	756	103	206
TPE2652	2.50-	150217-34	13/02/2015	18/02/2015	06/03/2015	POS	581	101	<12	294	35.6	20.1	47.2	<24	<14	66.1	98.9	<23	80.5	649	<18	517	100	3440	103	954	101	192
TPE2653	0.50-	150217-34	13/02/2015	17/02/2015	05/03/2015	POS	2640	110	<12	573	64.9	31.3	49.6	<24	<14	104	115	<23	234	1820	<18	7670	120	16200	122	2590	113	413
TPE2653	1.50-	150217-34	13/02/2015	17/02/2015	06/03/2015	POS	822	104	52.5	250	35.5	<15	32.6	<24	<14	32.1	105	<23	68.2	608	<18	2830	107	5920	113	1080	104	113
TPE2653	2.50-	150217-34	13/02/2015	17/02/2015	03/03/2015	POS	556	107	<12	268	65.1	38.2	53.4	30.8	26	101	105	<23	106	572	24.4	1790	108	4690	108	821	106	239
TPE2654	0.50-	150219-78	16/02/2015	19/02/2015	09/03/2015	POS	56.9	102	34.5	175	278	231	464	219	152	274	87.2	55.4	733	47	163	165	99.4	4240	83	630	96.9	566
TPE2654	0.50-	150221-57	17/02/2015	21/02/2015	01/05/2015	POS	36.2	103	96.4	303	256	177	707	467	155	379	81.6	87.6	732	67.4	331	869	105	6060	75.5	854	102	544
TPE2654	1.50-	150219-78	16/02/2015	19/02/2015	09/03/2015	POS	282	107	<12	405	<14	33.1	54.9	<24	18.8	47.4	111	<23	81.1	593	<18	495	104	2630	115	523	109	98.9
TPE2693	0.50-	150302-28	26/02/2015	02/03/2015	24/03/2015	POS	<8	99.4	<12	<16	<14	33.4	54.5	<24	<14	36.1	101	<23	56.3	<10	21.5	<9	102	278	108	34.9	97.3	41.2
TPE2693	1.50-	150302-28	26/02/2015	02/03/2015	25/03/2015	POS	<8	93.3	<12	<16	<14	19.1	40.1	<24	<14	37.1	82.4	<23	37	<10	<18	<9	93.8	214	91.4	55	89.3	25.7
TPE2703	0.50-	150221-57	17/02/2015	21/02/2015	12/03/2015	POS	<8	112	<12	32.4	<14	<15	63.2	<24	<14	61.9	93.6	<23	84.7	<10	<18	625	116	1160	85.4	222	108	71
TPE2703	1.50-	150221-57	17/02/2015	21/02/2015	11/03/2015	POS	446	130	<12	248	57.4	29.6	55	<24	<14	102	120	<23	154	680	<18	1080	126	3990	122	922	127	223
TPE2703	2.50-	150221-57	17/02/2015	21/02/2015	11/03/2015	POS	506	116	<12	295	73.6	55.5	99.5	46.7	27	97.8	110	<23	171	576	32.5	716	112	3740	107	759	112	286
TPE2703	3.40-	150221-57	17/02/2015	21/02/2015	11/03/2015	POS	299	104	<12	220	43.3	35.4	58.3	36	26	73.9	101	<23	130	412	27	448	103	2510	98.6	466	104	234
TPE2704	0.50-	150217-34	13/02/2015	17/02/2015	27/04/2015	POS	398	107	<12	342	35.2	28.1	35.4	<24	<14	52	101	<23	89.6	728	<18	302	107	3530	105	1340	103	179
TPE2704	1.50-	150217-34	13/02/2015	17/02/2015	03/03/2015	POS	228	101	17.2	146	<14	<15	18.2	<24	<14	<10	99.9	<23	48.2	406	<18	359	102	1900	109	576	99.8	106
TPE2704	2.10-	150217-34	13/02/2015	17/02/2015	03/03/2015	POS	398	102	21.1	187	<14	<15	<15	<24	<14	12.5	102	<23	51.2	482	<18	676	102	2620	109	667	101	127
TPE2705	0.50-	150217-34	13/02/2015	17/02/2015	05/03/2015	POS	<8	109	<12	<16	<14	<15	<15	<24	<14	<10	98.8	<23	<17	<10	<18	<9	109	<118	101	32.6	107	<15
TPE2705	1.50-	150217-34	13/02/2015	17/02/2015	06/03/2015	POS	272	105	<12	663	1090	<15	<15	61.2	<14	2880	84.1	<23	321	1400	<18	39.2	106	11100	75.3	3430	101	924
TPE2705	2.10-	150217-34	13/02/2015	17/02/2015	03/03/2015	POS	148	102	27.8	507	553	429	942	42.6	229	945	90.2	<23	198	724	<18	201	103	7710	90.6	2280	99	485
TPE2707	0.50-	150219-78	16/02/2015	19/02/2015	09/03/2015	POS	<8	107	<12	<16	<14	<15	63.2	<24	<14	<10	105	<23	38.2	<10	<18	14.5	106	211	111	52.3	107	43.1
TPE2707	1.50-	150219-78	16/02/2015	19/02/2015	08/03/2015	POS	<8	101	<12	<16	<14	<15	<15	<24	<14	<10	98.3	<23	<17	<10	<18	<9	104	<118	103	18	101	<15
TPE2707	2.70-	150219-78	16/02/2015	19/02/2015	09/03/2015	POS	18.8	103	<12	81	47.5	30.5	57.6	31.8	17.4	40.1	99.9	<23	50.6	82.4	28.2	39.8	104	711	106	117	101	68.4
TPE2708	0.50-	150217-14	12/02/2015	17/02/2015	02/03/2015	POS	<8	104	<12	<16	<14	<15	22	<24	<14	19	97.7	<23	<17	<10	<18	<9	105	<118	103	37.1	103	<15
TPE2708	1.50-	150217-14	12/02/2015	17/02/2015	02/03/2015	POS	<8	104	<12	<16	<14	<15	<15	<24	<14	<10	95.9	<23	<17	<10	<18	<9	104	<118	101	<15	102	<15
TPE2708	2.50-	150217-14	12/02/2015	17/02/2015	03/03/2015	POS	<8	107	<12	<16	<14	<15	46.5	<24	<14	37.7	114	<23	<17	<10	<18	<9	100	161	111	76.4	107	<15
TPE2746	0.50-	150108-70	06/01/2015	08/01/2015	14/01/2015	POS	<8	103	<12	<16	<14	<15	74	<24	<14	74.8	99.9	<23	40.3	<10	<18	10.3	99.4	403	99.6	177	101	26.7
TPE2746	1.50-	150108-70	06/01/2015	08/01/2015	14/01/2015	POS	14.3	105	<12	37.2	253	223	454	188	156	322	91	65.3	525	12.8	167	16.9	105	3000	85.3	188	104	381
TPE2746	2.50-	150108-70	06/01/2015	08/01/2015	14/01/2015	POS	<8	109	<12	<16	45.7	26.7	61	<24	18	58.7	93.9	<23	80.9	<10	21.3	18	109	479	84.8	88	106	60.2
TPE2747	0.50-	150108-70	06/01/2015	08/01/2015	14/01/2015	POS	13.2	108	<12	44.1	384	326	535	180	183	326	107	67.1	499	11.9	167	13.3	104	3260	106	139	107	368
TPE2747	1.50-	150108-70	06/01/2015	08/01/2015	15/01/2015	POS	32.6	96	<12	162	584	351	676	213	208	581	94.1	93.6	1080	43.2	193	13.9	98.8	5500	95.3	558	94.8	719
TPE2757	0.50-	150217-34	13/02/2015	17/02/2015	05/03/2015	POS	<8	103	<12	<16	41	45.9	68.1	56.1	25.2	64.3	105	<23	100	<10	32.5	13	109	621	107	93	104	82.2
TPE2757	1.50-	150217-34	13/02/2015	17/02/2015	05/03/2015	POS	<8	104	<12	<16	67.8	53.6	172	49.4	31.5	161	98.4	<23	102	<10	39.6	22.1	106	1000	103	222	101	80.6
TPE2758	0.50-	150217-34	13/02/2015	17/02/2015	05/03/2015	POS	<8	90.5	<12	<16	<14	<15	<15	<24	<14	<10	73.9	<23	<17	<10	<18	<9	97	<118	78.4	23.6	83.7	<15
TPE2758	1.50-	150217-34	13/02/2015	17/02/2015	04/03/2015	POS	<8	90.7	<12	<16	<14	<15	<15	<24	<14	<10	77.7	<23	<17	<10	<18	<9	93.9	<118	77.9	28	88.5	<15
TPE2758	2.50-	150217-34	13/02/2015	17/02/2015	06/03/2015	POS	133	106	<12	79	21.6	<15	42.4	<24	<14	45.3	102	<23	38.1	180	<18	165	107	1100	108	328	105	70.6
TPE2761	0.50-	150217-14	12/02/2015	17/02/2015	02/03/2015	POS	<8	116	14.3	<16	28.2	19.2	69.7	<24	17.1	52.3	94.4	<23	52.2	<10	<18	71.5	110	453	82.4	90.3	106	38.2
TPE2761	1.50-	150217-14	12/02/2015	17/02/2015	28/02/2015	POS	<8	103	<12	<16	<14	<15	31.3	<24	<14	35.4	95.3	<23	24.1	<10	<18	<9	104	174	95.1	64.1	101	19.3
TPE2761	2.40-	150217-14	12/02/2015	17/02/2015	28/02/2015	POS	<8	103	<12	<16	<14	<15	27.2	<24	<14	17.2	94	<23	<17	<10	<18	<9	104	<118	95.1	35.3	101	<15
TPE2762	0.50-	150217-14	12/02/2015	17/02/2015	02/03/2015	POS	<8	103	<12	<16	<14	<15	45.1	<24	<14	35.4	99.6	<23	<17	<10	<18	<9	102	141	98.5	60.9	99.6	<15
TPE2762	1.50-	150217-14	12/02/2015	17/02/2015	02/03/2015	POS	<8	115	<12	<16	22.9	<15	<15	<24	<14	13.1	108	<23	<17	<10	<18	<9	114	<118	111	23.6	113	<15
TPE2762	2.40-	150217-14	12/02/2015	17/02/2015	02/03/2015	POS	<8	111	<12	<16	23	<15	19.5	<24	<14	20.1	108	<23	<17	<10	<18	<9	109	<118	113	38.6	109	<15
TPE2798	0.50-	150217-34	13/02/2015	17/02/2015	04/03/2015	POS	<8	100	<12	28	155	181	252	177	106	240	95.6	49.9	290	13.4	132	24.4	102	2130	97.1	267	98.9	219
TPE2798	1.50-	150217-34	13/02/2015	17/02/2015	28/02/2015	POS	<8	101	<12	<16	<14	46	83.6	50.2	27.5	91.9	90.4	<23	80.8	<10	33.8	15.5	103	619	90.4	127	101	62.4
TPE2798	2.50-	150217-34	13/02/2015	17/02/2015	28/02/2015	POS	<8	104	<12	<16	<14	<15	26.6	<24	<14	33.8	91.6	<23	<17	<10	<18	<9	107	123	90.3	62.6	103	<15
TPE2798	3.50-	150217-34	13/02/2015	17/02/2015	03/03/2015	POS	<8	99.1	<12	<16	<14	<15	56.8	<24	<14	81.9	89.4	<23	19.4	<10	<18	<9	102	363	89	205	98.2	<15
TPE2803	0.50-	150217-34	13/02/2015	17/02/2015	05/03/2015	POS	<8	105	<12	<16	<14	<15	<15	<24	<14	<10	105	<23	<17	<10	<18	<9	111	<118	94.9	29.9	105	<15
TPE2803	1.50-	150217-34	13/02/2015	17/02/2015	03/03/2015	POS	<8	103	<12	<16	<14	<15	39.9	<24	<14	27.6	95	<23	22.8	<10	<18	20.8	106	177	100	46.3	102	19.3
TPE2804	0.50-	150108-70	06/01/2015	08/01/2015	11/02/2015	POS	<8	95.6	27.2	54.2	132	148	304	149	80.9	156	82.6	45.4	221	<10	96.5	116	93.3	1940	75.3	171	93.4	238
TPE2804	1.00-	150108-72	07/01/2015	08/01/2015	15/01/2015	POS	9.25	98	<12	<16	27.2	32.1	71.3	33.4	23.9	44.4	80.4	<23	45.8	<10	25.2	10.2	103	435	81.3	76.1	95	35.7
TPE2804	1.50-	150108-70	06/01/2015	08/01/2015	14/01/2015	POS	99.9	111	<12	106	<14	<15	36.2	<24	<14	45.2	97.8	<23	78	204	<18	196	109	1280	92	404	109	114
TPE2804	2.50-	150108-70	06/01/2015	08/01/2015	15/01/2015	POS	76.9	122	14.8	76.4	105	89.9	176	85.2	52.7	123	113	<23	188	102	59	195	120	1800	114	279	121	181
TPE2807	0.50-	150221-57	17/02/2015	21/02/2015	13/03/2015	POS	19.8	126	34.6	85.9	122	82	228	73.2	61.4	180	97	<23	309	<10	55	272	128	2070	84.6	315	117	234
TPE2807	1.50-	150221-57	17/02/2015	21/02/2015	13/03/2015	POS	57.9	108	<12	30.6	<14	<15	33	<24	<14	24.8	108	<23	20	31.3	<18	16.1	107	304	125	65.1	108	25
TPE2807	2.30-	150221-57	17/02/2015	21/02/2015	13/03/2015	POS	181	101	<12	131	34.2	20.7	52.2	<24	<14	77.2	97.9	<23	71.1	279	<18	256	99.7	1730	96.1	480	100	151
TPE2808	0.50-	150217-34	13/02/2015	17/02/2015	05/03/2015	POS	<8	112	<12	<16	<14	<15	20.5	<24	<14	<10	109	<23	<17	<10	<18	<9	109	<118	112	34.3	114	<15
TPE2808	1.70-	150217-34	13/02/2015	17/02/2015	04/03/2015	POS	<8	107	<12	<16	<14	<15	<15	<24	<14	17.1	89.7	<23	<17	<10	<18	<9	104	<118	88	29.5	106	<15
TPE2811	0.50-	150217-14	12/02/2015	17/02/2015	03/03/2015	POS	132	112	<12	444	1390	1130	1740	739	592	1470	104	216	2390	131	594	641	110	16300	95.7	2780	105	1950
TPE2811	1.50-	150217-14	12/02/2015	17/02/2015	28/02/2015	POS	<8	109	<12	<16	20	<15	<15	<24	<14	<10	98.4	<23	<17	<10	<18	<9	110	<118	100	<15	107	<15
TPE2811	2.40-	150217-14	12/02/2015	17/02/2015	28/02/2015	POS	<8	106	<12	24.9	64.4	48.6	57.7	34.7	27.7	74.4	95.8	<23	140	<10	26.5	11	107	697	97.4	63.3	105	124
TPE2812	0.50-	150217-14	12/02/2015	17/02/2015	03/03/2015	POS	<8	119	20.2	51.9	536	351	338	320	<14	1260	97.4	167	118	28	107	124	116	4680	86.1	753	108	508
TPE2812	1.50-	150217-14	12/02/2015	17/02/2015	28/02/2015	POS	<8	105	<12	<16	<14	<15	35	<24	<14	33.2	109	<23	<17	<10	<18	<9	99	120	106	51.5	104	<15
TPE2812	2.70-	150217-14	12/02/2015	17/02/2015	02/03/2015	POS	<8	103	<12	<16	<14	<15	20.8	<24	<14	25.7	94.5	<23	<17	<10	<18	<9	104	<118	97.6	34.5	101	18.3
TPE2813	0.50-	150217-14	12/02/2015	17/02/2015	03/03/2015	POS	4790	102	439	5240	6070	4590	8480	4330	967	6730	75.3	1200	6480	4260	904	4690	91.6	97600	81.4	18100	90.6	20300
TPE2813	1.50-	150217-14	12/02/2015	17/02/2015	03/03/2015	POS	<8	137	<12	473	1600	753	438	145	426	1440	98.9	<23	294	<10	<18	325	128	6860	88.1	517	121	450
TPE2813	2.70-	150217-14	12/02/2015	17/02/2015	28/02/2015	POS	58.6	113	<12	93.7	106	86.9	122	73.9	22.8	150	111	<23	87.9	77.5	28.9	72	111	1760	117	326	111	451
TPE2844	0.60-	150217-34	13/02/2015	17/02/2015	04/03/2015	POS	<8	104	<12	<16	<14	<15	21.8	<24	<14	<10	97.2	<23	21.6	<10	<18	<9	105	<118	98.3	38	102	<15
TPE2849	0.50-	150108-72	07/01/2015	08/01/2015	12/02/2015	POS	70.3	125	380	770	1030	1470	2800	1040	904	2090	122	292	1340	68.9	854	222	120	15500	119	691	122	1520
TPE2849	1.50-	150108-72	07/01/2015	08/01/2015	14/01/2015	POS	620	98.2	<12	646	125	149	214	133	92.2	153	100	40.2	202	1370	111	211	100	5110	104	764	95.4	277
TPE2850	1.00-	150108-70	06/01/2015	08/01/2015	16/01/2015	POS	17.6	150	<12	72.3	135	125	156	63.8	67.9	161	131	29.9	187	27.4	58.6	79.2	160	1600	103	206	139	218
TPE2850	2.00-	150108-70	06/01/2015	08/01/2015	15/01/2015	POS	544	102	<12	173	73	90.7	122	<24	47.3	117	90.9	<23	103	810	<18	141	97.7	2960	83.4	554	99.4	184
TPE2851	0.50-	150108-72	07/01/2015	08/01/2015	12/02/2015	POS	13.7	105	<12	34.4	101	70.8	169	53.4	52.3	129	91.4	<23	172	21.3	43.2	114	99.9	1330	83.8	213	98.6	138
TPE2851	1.50-	150108-72	07/01/2015	08/01/2015	14/01/2015	POS	<8	115	<12	26.1	60.9	35.9	131	34.4	32.4	102	87	31.1	126	<10	36.2	108	115	1010	69.9	205	103	85.1
TPE2851	2.50-	150108-72	07/01/2015	08/01/2015	14/01/2015	POS	<8	97.7	<12	<16	<14	<15	30	<24	<14	20	83.2	<23	<17	<10	<18	<9	99.7	<118	77.3	30.4	95	<15
TPE2854	0.50-	150217-34	13/02/2015	17/02/2015	05/03/2015	POS	<8	112	<12	26.7	20.3	27.4	57.5	32.6	<14	43	111	<23	65.1	29	30.9	95.4	109	598	116	110	116	59.2
TPE2854	1.50-	150217-34	13/02/2015	17/02/2015	06/03/2015	POS	<8	106	<12	61.6	<14	48.3	84.4	<24	54.2	<10	70.9	<23	60.2	39.9	<18	105	102	592	88.9	138	105	<15
TPE2854	2.70-	150217-34	13/02/2015	17/02/2015	04/03/2015	POS	132	105	<12	167	<14	30.6	43.2	<24	26.9	<10	80.5	<23	47.1	286	<18	78.6	102	1180	93.4	280	104	85.9
TPE2855	0.50-	150217-34	13/02/2015	17/02/2015	04/03/2015	POS	<8	105	<12	35.2	<14	36.9	37.2	38.1	21.6	<10	88.3	<23	63.4	<10	25.2	11.6	105	496	95.8	82.3	101	144
TPE2858	0.50-	150217-14	12/02/2015	17/02/2015	03/03/2015	POS	73.8	109	80.5	227	421	312	691	236	175	452	99.9	79.8	1160	78	155	212	108	5960	106	591	106	1020
TPE2858	1.50-	150217-14	12/02/2015	17/02/2015	28/02/2015	POS	<8	112	<12	<16	32.9	<15	38	<24	<14	32.3	102	<23	46.3	<10	<18	12.4	112	251	106	52.7	111	36.8
TPE2858	2.40-	150217-14	12/02/2015	17/02/2015	28/02/2015	POS	13.4	99.8	<12	<16	<14	<15	<15	<24	<14	21.7	93.4	<23	23	<10	<18	<9	99.2	139	97	50.2	99.7	30.5
TPE2859	0.50-	150217-14	12/02/2015	17/02/2015	03/03/2015	POS	8260	107	451	6580	5350	2760	3900	2700	622	5410	82	1090	3990	14500	516	84400	89.2	204000	90.5	52400	95.3	11100
TPE2859	1.50-	150217-14	12/02/2015	17/02/2015	02/03/2015	POS	4980	98.1	<120	9190	3630	2790	3140	1590	908	6710	95.5	360	6460	6750	701	2260	91.9	80100	101	18400	99.8	12300
TPE2887	0.50-	150108-72	07/01/2015	08/01/2015	12/02/2015	POS	150	109	622	2320	7600	5410	6760	2190	2300	5470	107	604	17500	495	2100	148	106	74600	108	6980	108	14000
TPE2887	1.50-	150108-72	07/01/2015	08/01/2015	14/01/2015	POS	26	110	302	252	791	848	1120	425	358	793	95.2	108	889	42.9	326	113	107	8070	84.8	288	104	1380
TPE2887	2.50-	150108-72	07/01/2015	08/01/2015	14/01/2015	POS	<8	108	<12	<16	<14	21	40.8	<24	<14	26.1	103	<23	30	<10	<18	13.8	106	211	98.6	45.1	105	34.1
TPE2890	0.00-0.00	150214-75	11/02/2015	14/02/2015	03/03/2015	POS	-	-	-	-	-	-	-	-	-	-	-	-	-	-	-	-	-	-	-	-	-	-
TPE2890	0.50-	150214-75	11/02/2015	14/02/2015	21/04/2015	POS	59	115	66.4	294	399	272	793	314	207	850	94.9	91	1240	129	260	1040	112	7960	88	929	109	1020
TPE2890	1.50-	150214-75	11/02/2015	14/02/2015	04/03/2015	POS	<8	122	<12	<16	<14	<15	<15	<24	<14	<10	67.4	<23	<17	<10	<18	56.7	122	<118	43	54	104	<15
TPE2890	2.50-	150214-75	11/02/2015	14/02/2015	04/03/2015	POS	-	-	-	-	-	-	-	-	-	-	-	-	-	-	-	-	-	-	-	-	-	-
TPE2891	0.50-	150217-14	12/02/2015	17/02/2015	02/03/2015	POS	<8	114	<12	<16	<14	37.4	64.5	50.9	34.2	<10	101	<23	39.6	<10	35.9	12.3	113	310	108	<15	111	35.3
TPE2891	1.50-	150217-14	12/02/2015	17/02/2015	02/03/2015	POS	63	117	<12	167	<14	<15	<15	42.3	<14	<10	109	<23	139	467	35.8	51.1	112	1410	115	443	119	<15
TPE2892	0.50-	150217-14	12/02/2015	17/02/2015	02/03/2015	POS	<8	107	<12	24.3	63.4	61.3	120	59.3	34.3	63.6	101	<23	88.7	<10	44	312	107	1050	106	96.2	107	81.7
TPE2892	1.50-	150217-14	12/02/2015	17/02/2015	02/03/2015	POS	<8	102	<12	<16	68.5	57.6	97.8	52	27.6	63.1	94.2	<23	114	<10	38.8	140	103	852	96.6	94.9	100	97.6

Monitor Phase 68

Sample Descr	Sample Depth	SDG ID.	Date Sampled	Received On	Date Complete	Commercial >1m RBSL POS >1m RBSL	Acenaphthene µg/kg	Acenaphthene-d10 % recovery** %	Acenaphthylene µg/kg	Anthracene µg/kg	Benz(a)anthracene µg/kg	Benzo(a)pyrene µg/kg	Benzo(b)fluoranthene µg/kg	Benzo(g,h,i)perylene µg/kg	Benzo(k)fluoranthene µg/kg	Chrysene µg/kg	Chrysene-d12 % recovery** %	Dibenzo(a,h)anthracene µg/kg	Fluoranthene µg/kg	Fluorene µg/kg	Indeno(1,2,3-cd)pyrene µg/kg	Naphthalene µg/kg	Naphthalene-d8 % recovery** %	PAH, Total Detected USEPA 16 µg/kg	Perylene-d12 % recovery** %	Phenanthrene µg/kg	Phenanthrene-d10 % recovery** %	Pyrene µg/kg
TPE2893	0.50-	150217-14	12/02/2015	17/02/2015	03/03/2015	POS	<8	106	27.6	63.5	95.3	86.1	277	83	52.3	172	98.5	29.2	192	52.4	58.5	146	105	1770	102	257	105	183
TPE2924	0.50-	150217-34	13/02/2015	17/02/2015	04/03/2015	POS	<8	103	<12	<16	<14	<15	<15	<24	<14	<10	95.1	<23	<17	<10	<18	<9	105	<118	97.4	<15	102	<15
TPE2924	1.50-	150217-34	13/02/2015	17/02/2015	28/02/2015	POS	<8	96	<12	<16	31.8	<15	30.6	<24	<14	34.3	83.7	<23	36.1	<10	<18	<9	98.9	197	82.2	40.8	94.7	23.6
TPE2929	0.50-	150108-72	07/01/2015	08/01/2015	16/01/2015	POS	<8	98.9	<12	<16	<14	<15	18.4	<24	<14	11.9	82	<23	<17	<10	<18	<9	102	<118	85.7	23.2	95.1	<15
TPE2930	0.50-	150108-72	07/01/2015	08/01/2015	16/01/2015	POS	39.3	97.5	<12	40	<14	<15	36.7	<24	<14	35.4	86.7	<23	24.2	128	<18	26.5	100	535	90.4	182	94.8	22.8
TPE2930	1.50-	150108-72	07/01/2015	08/01/2015	14/01/2015	POS	33.2	106	<12	26.6	<14	<15	45.9	<24	<14	40.1	104	<23	<17	85.6	<18	16.1	101	430	104	163	104	19.1
TPE2931	0.50-	150108-70	06/01/2015	08/01/2015	14/01/2015	POS	12.4	108	<12	<16	29.1	29.3	56.1	<24	<14	39.2	105	<23	57	21.5	<18	18.1	104	376	103	62.4	106	51
TPE2931	1.50-	150108-70	06/01/2015	08/01/2015	16/01/2015	POS	254	111	<12	250	<14	<15	38	<24	<14	<10	98.2	<23	70	814	<18	163	108	2570	91.6	813	108	167
TPE2932	0.50-	150108-72	07/01/2015	08/01/2015	16/01/2015	POS	12.6	105	30.8	54.1	170	141	333	141	95.2	220	77.5	50.3	304	27.2	118	233	105	2510	69	352	93.9	227
TPE2932	1.50-	150108-72	07/01/2015	08/01/2015	15/01/2015	POS	12.1	91.2	<12	36.4	145	136	288	111	104	221	81.4	31.6	273	13.1	85.9	83.3	92.4	2010	74.5	247	88.9	219
TPE2932	2.50-	150108-72	07/01/2015	08/01/2015	15/01/2015	POS	370	99.6	<12	329	138	69.9	105	<24	51.6	308	103	<23	138	669	<18	256	102	3770	106	953	96.9	385
TPE2935	0.50-	150217-14	12/02/2015	17/02/2015	02/03/2015	POS	<8	104	<12	<16	<14	<15	<15	<24	<14	<10	92.7	<23	<17	<10	<18	<9	100	<118	96.2	<15	100	<15
TPE2935	1.50-	150217-14	12/02/2015	17/02/2015	28/02/2015	POS	<8	108	<12	<16	<14	<15	30	<24	<14	30.5	112	<23	<17	<10	<18	<9	102	<118	111	46.9	108	<15
TPE2967	0.50-	150108-72	07/01/2015	08/01/2015	15/01/2015	POS	<8	97.9	<12	<16	<14	<15	17.2	<24	<14	<10	88	<23	<17	<10	<18	<9	100	<118	92.8	22.8	94.8	<15
TPE2967	1.50-	150108-72	07/01/2015	08/01/2015	15/01/2015	POS	<8	96.6	<12	<16	<14	<15	<15	<24	<14	13.1	78.6	<23	<17	<10	<18	<9	101	<118	76	22.8	92.9	<15
TPE2967	2.50-	150108-72	07/01/2015	08/01/2015	15/01/2015	POS	<8	93.5	<12	<16	<14	<15	19.9	<24	<14	19.9	84.8	<23	<17	<10	<18	<9	94.8	<118	77.7	42.4	93.1	<15
TPE2967	3.50-	150108-72	07/01/2015	08/01/2015	15/01/2015	POS	13.8	85	<12	22.1	<14	<15	<15	<24	<14	16.2	74.2	<23	<17	<10	<18	12.6	84.7	120	71.1	32.2	83.4	22.8
TPE2972	0.50-	150214-75	11/02/2015	14/02/2015	04/03/2015	POS	<8	113	29	23.4	43.4	33.8	64	30.6	<14	46.4	90.9	<23	80.4	19.7	<18	277	108	945	85.4	224	105	74.1
TPE2972	1.50-	150214-75	11/02/2015	14/02/2015	04/03/2015	POS	<8	128	22.4	38.6	127	125	224	169	59.7	219	87.7	63.2	201	<10	80.8	59.1	128	1720	88.9	160	113	168
TPE2972	2.50-	150214-75	11/02/2015	14/02/2015	04/03/2015	POS	<8	105	<12	<16	<14	<15	<15	<24	<14	<10	89.1	<23	<17	<10	<18	<9	109	<118	84	<15	103	<15
TPE2972	3.50-	150214-75	11/02/2015	14/02/2015	04/03/2015	POS	<8	93.3	<12	<16	<14	<15	<15	<24	<14	<10	66.8	<23	<17	<10	<18	<9	97.7	<118	62.4	24.1	86.7	<15
TPE2972	4.50-	150214-75	11/02/2015	14/02/2015	04/03/2015	POS	<8	98.8	<12	<16	<14	<15	<15	<24	<14	<10	84.5	<23	<17	<10	<18	<9	102	<118	84.1	<15	95.9	<15
TPE2973	0.50-	150217-14	12/02/2015	17/02/2015	02/03/2015	POS	<8	110	<12	<16	<14	<15	30.2	<24	<14	13.4	98.1	<23	29.4	<10	<18	<9	105	139	102	43.1	106	23.3
TPE2973	1.50-	150217-14	12/02/2015	17/02/2015	28/02/2015	POS	<8	102	<12	<16	<14	<15	<15	<24	<14	<10	82.7	<23	<17	<10	<18	<9	103	<118	79.9	27.1	101	<15
TPE2973	2.50-	150217-14	12/02/2015	17/02/2015	28/02/2015	POS	27.3	109	<12	94.2	<14	<15	22.5	<24	<14	25.5	105	<23	21.8	<10	<18	<9	106	268	110	53.2	108	23.1
TPE2976	0.50-	150217-14	12/02/2015	17/02/2015	23/04/2015	POS	75.3	104	308	685	1380	963	2130	656	813	1640	107	220	3330	84.4	637	321	99.6	16700	107	610	102	2840
TPE2976	1.50-	150217-14	12/02/2015	17/02/2015	28/02/2015	POS	128	104	<12	100	52.3	25.7	62.5	<24	22.8	51.2	97.9	<23	142	332	<18	348	105	1740	102	343	103	136
TPE2976	2.50-	150217-14	12/02/2015	17/02/2015	02/03/2015	POS	5360	107	<12	2040	958	315	595	124	206	1070	101	49.6	2850	5370	120	7390	102	36200	106	7520	104	2200
TPE2976	3.50-	150217-14	12/02/2015	17/02/2015	28/02/2015	POS	877	108	<12	361	84.4	33.9	76.8	<24	19.6	89.9	121	<23	360	1100	<18	1290	103	6060	120	1430	108	328
TPE2976	4.50-	150217-14	12/02/2015	17/02/2015	28/02/2015	POS	577	109	<12	189	<14	<15	<15	<24	<14	51.4	105	<23	180	827	<18	730	106	3570	107	841	109	170
TPE3008	0.50-	150217-34	13/02/2015	17/02/2015	04/03/2015	POS	<8	109	<12	<16	<14	<15	<15	<24	<14	14.9	98.7	<23	<17	<10	<18	<9	111	<118	99.6	37.8	108	<15
TPE3008	1.50-	150217-34	13/02/2015	17/02/2015	05/03/2015	POS	<8	102	<12	<16	23.6	<15	20.8	<24	<14	29.5	92.6	<23	20.7	<10	<18	<9	104	131	95.7	36.8	101	<15
TPE3014	0.50-	150214-75	11/02/2015	14/02/2015	04/03/2015	POS	681	104	<12	581	25.1	<15	21.4	<24	<14	47.2	103	<23	60.6	2530	<18	226	95.5	6750	109	2390	103	185
TPE3014	1.50-	150214-75	11/02/2015	14/02/2015	04/03/2015	POS	833	105	392	748	35	<15	26.3	<24	<14	63.1	108	<23	76.3	2960	<18	292	99.8	8870	108	3270	110	174
TPE3014	2.50-	150214-75	11/02/2015	14/02/2015	04/03/2015	POS	696	106	<12	701	25.6	<15	21.9	<24	<14	53.4	106	<23	64.9	2500	<18	381	97.7	7280	110	2640	106	198
TPE3014	3.20-	150214-75	11/02/2015	14/02/2015	04/03/2015	POS	187	105	<12	144	<14	<15	33.5	<24	<14	35.9	101	<23	41	468	<18	88.1	106	1700	103	648	103	52.9
TPE3016	0.50-	150108-72	07/01/2015	08/01/2015	16/01/2015	POS	<8	97.9	30.7	83.1	262	261	372	241	126	238	86	50.2	400	<10	172	35.7	101	2720	90.7	92.1	95	360
TPE3016	1.50-	150108-72	07/01/2015	08/01/2015	14/01/2015	POS	325	108	<12	785	28.4	<15	39.9	<24	<14	47	93.9	<23	102	614	<18	125	105	3020	87.8	713	108	240
TPE3016	2.50-	150108-72	07/01/2015	08/01/2015	14/01/2015	POS	99.8	95.7	<12	222	142	101	157	76.6	58	130	94.5	<23	250	234	62.3	110	98.5	2200	96.9	319	93.3	243
TPE3017	0.50-	150108-72	07/01/2015	08/01/2015	12/02/2015	POS	146	101	381	679	953	724	1860	692	548	1100	79.2	261	2330	152	586	641	102	14500	71.4	1580	93.3	1910
TPE3017	1.50-	150108-72	07/01/2015	08/01/2015	15/01/2015	POS	<8	110	<12	29.7	<14	<15	22.2	<24	<14	23.5	103	<23	26.3	21.1	<18	16.3	108	248	96.9	84.1	111	24.8
TPE3017	2.50-	150108-72	07/01/2015	08/01/2015	14/01/2015	POS	153	102	<12	900	<14	<15	37	<24	<14	48.7	96.1	<23	135	2330	<18	129	110	8040	94.1	4080	89.7	233
TPE3093	0.50-	150217-34	13/02/2015	17/02/2015	04/03/2015	POS	<8	99.6	<12	<16	<14	<15	35.9	<24	<14	33.6	87.7	<23	40.1	<10	<18	<9	102	175	86.3	39.3	98.7	25.7
TPE3093	1.50-	150217-34	13/02/2015	17/02/2015	03/03/2015	POS	118	98.8	<12	108	30.5	17.8	80.1	<24	<14	106	91.3	<23	90.3	251	<18	185	97.3	1390	88.6	290	100	111
TPE3098	0.50-	150212-8	11/02/2015	12/02/2015	27/02/2015	POS	45.7	108	63	148	772	537	1170	328	337	852	80	151	1300	60.2	294	330	108	8190	69	941	99.3	857
TPE3098	1.50-	150212-8	11/02/2015	12/02/2015	26/02/2015	POS	221	109	<12	433	<14	<15	<15	<24	<14	<10	102	<23	<17	887	<18	<9	108	2550	103	890	110	118
TPE3099	0.50-	150212-8	11/02/2015	12/02/2015	25/02/2015	POS	<8	105	18.3	37.7	<14	21.8	63.5	31.6	19.7	38	109	<23	40	21.5	25.8	78.3	109	497	116	56.3	101	44.6
TPE3099	1.50-	150212-8	11/02/2015	12/02/2015	26/02/2015	POS	<8	104	<12	432	<14	<15	31.4	<24	<14	43.5	99.7	<23	<17	1280	<18	75.7	106	3490	103	1630	103	<15
TPE3099	2.50-	150212-8	11/02/2015	12/02/2015	26/02/2015	POS	286	110	<12	516	<14	<15	23.8	<24	<14	18.2	102	<23	40	1560	<18	118	109	4230	102	1570	110	96.1
TPE3142	0.50-	150212-8	11/02/2015	12/02/2015	27/02/2015	POS	<8	110	<12	29.3	81.3	101	105	104	50.8	108	105	27.4	128	<10	73.2	44.5	107	1090	110	95.7	107	145
TPE3142	0.50-	150212-8	11/02/2015	12/02/2015	27/02/2015	POS	202	120	101	316	944	996	1360	699	603	1500	90.6	215	3060	366	552	935	124	17000	89.3	2040	101	3130
TPE3142	1.50-	150212-8	11/02/2015	12/02/2015	26/02/2015	POS	<8	103	<12	<16	<14	<15	<15	<24	<14	19	95	<23	<17	<10	<18	<9	105	<118	89.1	46.6	102	<15
TPE3142	1.50-	150212-8	11/02/2015	12/02/2015	25/02/2015	POS	<8	114	<12	<16	62.4	135	154	162	47.9	60.6	105	35.9	85.3	<10	126	32.3	111	1050	109	48.6	111	99
TPE3142	2.50-	150212-8	11/02/2015	12/02/2015	27/02/2015	POS	159	99.3	44.8	281	254	290	389	325	180	373	89.3	81.1	563	<10	237	96.2	106	4210	82.4	345	95.9	596
TPE3143	0.80-	150212-8	11/02/2015	12/02/2015	16/04/2015	POS	115	111	20.7	212	365	329	316	231	165	380	104	71	838	110	166	183	107	5270	106	646	108	1120
TPE3143	1.80-	150212-8	11/02/2015	12/02/2015	25/02/2015	POS	204	110	<12	263	<14	<15	30.1	<24	<14	<10	103	<23	47.6	<10	<18	45.3	109	827	104	144	112	92.9
TPE3144	0.50-	150212-8	11/02/2015	12/02/2015	25/02/2015	POS	<8	107	<12	<16	<14	<15	45.1	<24	<14	46.5	108	<23	38.5	<10	<18	21.4	112	244	105	58.8	103	33.5
TPE3144	1.50-	150212-8	11/02/2015	12/02/2015	27/02/2015	POS	306	103	209	754	488	459	745	326	227	697	96.9	130	986	928	274	376	99.5	9070	102	1340	104	831
TPE3145	1.00-	150212-8	11/02/2015	12/02/2015	26/02/2015	POS	<8	107	19.9	<16	<14	26.2	88.7	64.8	<14	51.9	76.7	<23	<17	<10	<18	109	104	439	72.7	56.9	93	22
TPE3145	2.00-	150212-8	11/02/2015	12/02/2015	25/02/2015	POS	<8	103	<12	<16	<14	<15	<15	<24	<14	<10	94.1	<23	<17	<10	<18	<9	105	<118	86.4	32	101	<15
TPE3189	0.50-	150211-33	09/02/2015	11/02/2015	23/02/2015	POS	71.2	91.6	<60	<80	115	157	204	186	126	166	86.4	<115	201	<50	142	80.2	95.7	1810	81.1	183	81.5	180
TPE3189	1.50-	150211-33	09/02/2015	11/02/2015	19/02/2015	POS	<8	104	<12	<16	<14	<15	27.9	<24	<14	31	96.2	<23	<17	<10	<18	<9	105	<118	96.9	49.8	103	<15
TPE3191	0.50-	150212-8	11/02/2015	12/02/2015	26/02/2015	POS	216	118	<12	628	2610	3120	5260	2520	1370	2310	107	847	3480	280	2140	344	115	30500	122	1690	117	3690
TPE3191	1.50-	150212-8	11/02/2015	12/02/2015	26/02/2015	POS	13.1	107	<12	<16	67.1	52.3	103	45.4	27.4	60.7	99.2	<23	79.6	<10	37	14.9	106	615	103	49.4	103	64.8
TPE3191	2.50-	150212-8	11/02/2015	12/02/2015	25/02/2015	POS	53.4	112	<12	42.4	<14	21.4	51.1	<24	<14	33.2	105	<23	32.3	63.3	28.7	59.4	109	509	109	82.2	111	41.8
TPE3192	0.50-	150212-8	11/02/2015	12/02/2015	16/04/2015	POS	183	125	38.9	155	308	277	442	247	182	402	112	70.7	813	137	188	421	119	5200	108	616	120	718
TPE3192	1.50-	150212-8	11/02/2015	12/02/2015	26/02/2015	POS	<8	110	<12	<16	<14	<15	<15	<24	<14	13	103	<23	<17	<10	<18	<9	109	<118	108	27.9	108	<15
TPE3193	0.30-	150212-8	11/02/2015	12/02/2015	16/04/2015	POS	<8	115	<12	35.8	135	160	283	146	80.9	112	103	45.2	209	<10	121	103	113	1720	114	120	115	165
TPE3193	1.00-	150212-8	11/02/2015	12/02/2015	16/04/2015	POS	62.4	110	16.2	88.5	492	437	506	305	226	410	104	108	723	55.8	262	75.6	106	4630	107	312	107	552
TPE3193	2.00-	150212-8	11/02/2015	12/02/2015	27/02/2015	POS	165	107	<12	366	1060	1130	1430	668	603	1060	105	381	729	140	637	80.1	104	9560	109	358	106	750
TPE3193	3.00-	150212-8	11/02/2015	12/02/2015	25/02/2015	POS	42.6	106	<12	24.4	<14	<15	<15	<24	<14	<10	87.9	<23	<17	44.9	<18	39.5	107	224	85.1	72.2	104	<15
TPE3194	0.50-	150212-8	11/02/2015	12/02/2015	16/04/2015	POS	<8	106	<12	<16	22.8	31.5	31.8	51.7	<14	50.8	101	<23	29.6	<10	<18	34.4	104	389	107	91.3	104	44.9
TPE3194	1.50-	150212-8	11/02/2015	12/02/2015	28/02/2015	POS	1410	113	<12	2440	1530	1080	1920	788	527	1820	111	344	3150	2430	606	558	107	27300	120	4990	116	3720
TPE3194	2.50-	150212-8	11/02/2015	12/02/2015	26/02/2015	POS	121	104	<12	328	127	78.4	127	47.5	41.1	138	99.3	<23	285	568	30.9	77.5	105	3380	104	1150	102	263
TPE3195	1.00-	150212-8	11/02/2015	12/02/2015	25/02/2015	POS	<8	108	<12	<16	<14	<15	22.2	<24	<14	20.8	101	<23	<17	<10	<18	<9	106	<118	105	41	105	<15
TPE3195	2.00-	150212-8	11/02/2015	12/02/2015	26/02/2015	POS	12.3	105	<12	<16	<14	<15	40.1	<24	<14	31.2	108	<23	20.5	26.9	<18	26.7	108	228	117	70.8	102	<15
TPE3195	3.00-	150212-8	11/02/2015	12/02/2015	25/02/2015	POS	13	112	<12	28.2	43.1	35.3	93.3	39.4	25.3	61.4	91	<23	83.1	24.2	26.7	37.7	111	682	85	99.6	108	72.3
TPE3197	1.00-	150212-8	11/02/2015	12/02/2015	25/02/2015	POS	<8	107	<12	<16	<14	<15	30.9	<24	<14	23	100	<23	23.4	<10	<18	21.8	105	157	103	38.4	104	19.2
TPE3198	0.50-	150212-8	11/02/2015	12/02/2015	25/02/2015	POS	<8	104	<12	<16	<14	<15	<15	<24	<14	<10	106	<23	<17	<10	<18	10.7	110	<118	104	22.6	100	<15
TPE3198	1.50-	150212-8	11/02/2015	12/02/2015	25/02/2015	POS	<8	102	<12	<16	<14	<15	<15	<24	<14	<10	93.3	<23	<17	<10	<18	<9	105	<118	85	<15	102	<15
TPE3238	0.50-	150217-34	13/02/2015	17/02/2015	04/03/2015	POS	<8	98.7	<12	<16	<14	<15	<15	<24	<14	<10	96.2	<23	<17	<10	<18	<9	99	<118	99.4	43.1	97.6	<15
TPE3238	1.50-	150217-34	13/02/2015	17/02/2015	05/03/2015	POS	<8	102	<12	<16	<14	<15	<15	<24	<14	<10	98.1	<23	<17	<10	<18	27	102	<118	104	42.4	101	<15
TPE3238	2.50-	150217-34	13/02/2015	17/02/2015	05/03/2015	POS	535	102	58.3	220	17.7	<15	30.8	<24	<14	29.2	104	<23	121	845	<18	745	104	3780	112	1040	101	135
TPE3238	3.50-	150217-34	13/02/2015	17/02/2015	06/03/2015	POS	357	107	34.5	161	<14	<15	37.4	<24	<14	18.5	109	<23	98.9	554	<18	670	107	2790	115	753	105	107
TPE3239	0.50-	150214-75	11/02/2015	14/02/2015	22/04/2015	POS	146	110	30.2	210	1110	1280	1480	944	622	1110	108	313	1430	137	815	99.5	107	11700	113	871	110	1080
TPE3239	1.00-	150214-75	11/02/2015	14/02/2015	22/04/2015	POS	1140	107	301	2100	14800	12800	18700	6570	6480	14500	107	3000	13400	1590	6740	750	102	118000	111	4280	105	10500
TPE3239	1.50-	150214-75	11/02/2015	14/02/2015	04/03/2015	POS	23.7	107	<12	31	94.3	80.4	135	69.5	41.1	115	91.6	<23	163	23.2	50	98.8	105	1210	90.4	138	109	142
TPE3239	2.50-	150214-75	11/02/2015	14/02/2015	04/03/2015	POS	521	110	<12	254	26.9	<15	27.9	<24	<14	35.8	96.8	<23	125	420	<18	454	103	2790	97.1	745	112	182
TPE3239	3.50-	150214-75	11/02/2015	14/02/2015	04/03/2015	POS	268	107	<12	116	<14	<15	<15	<24	<14	20.6	90	<23	59.9	343	<18	314	102	1610	88	409	107	83.9
TPE3240	0.60-	150217-34	13/02/2015	17/02/2015	27/04/2015	POS	<8	115	<12	<16	42.5	52.2	56.7	41.7	19.4	47.8	113	<23	80.1	13.9	33.1	20.3	111	564	115	83.5	117	72.4
TPE3240	2.00-	150217-34	13/02/2015	17/02/2015	05/03/2015	POS	47.9	106	<12	147	329	305	385	241	165	367	106	55.5	1000	102	169	130	106	4910	106	475	106	987
TPE3240	3.00-	150217-34	13/02/2015	17/02/2015	05/03/2015	POS	308	108	<12	147	64.9	37.7	80.5	<24	16.9	68.6	103	<23	144	385	<18	435	108	2370	105	510	105	175
TPE3240	4.00-	150217-34	13/02/2015	17/02/2015	03/03/2015	POS	400	104	<12	164	<14	<15	34.9	<24	<14	38.3	101	<23	80.6	512	<18	546	103	2620	106	711	104	137
TPE3241	0.50-	150214-75	11/02/2015	14/02/2015	27/04/2015	POS	162	111	<12	78.9	42.9	31.4	63.6	28.8	20.4	62	99.8	<23	86	178	<18	223	112	1390	97.1	250	108	167
TPE3241	1.50-	150214-75	11/02/2015	14/02/2015	04/03/2015	POS	<8	108	<12	151	<14	<15	24.2	<24	<14	35.1	94	<23	91	80	<18	<9	105	1010	91.4	389	110	237
TPE3241	2.50-	150214-75	11/02/2015	14/02/2015	04/03/2015	POS	355	111	<12	99.9	<14	<15	<15	<24	<14	13	92	<23	23.7	360	<18	360	106	1600	86.7	353	111	31.9
TPE3241	3.50-	150214-75	11/02/2015	14/02/2015	04/03/2015	POS	448	107	<12	162	<14	<15	31.4	<24	<14	37.4	94.5	<23	67.5	615	<18	603	104	2790	93.6	735	110	93.3
TPE3241	4.50-	150214-75	11/02/2015	14/02/2015	04/03/2015	POS	821	107	<12	354	<14	<15	31	<24	<14	51.4	98.9	<23	114	1000	<18	833	106	4680	101	1230	106	245
TPE3242	0.50-	150214-75	11/02/2015	14/02/2015	27/04/2015	POS	96.4	112	17.1	150	116	115	128	81	32.8	101	110	<23	233	136	60.6	71.9	109	2070	113	388	111	348
TPE3242	1.50-	150214-75	11/02/2015	14/02/2015	02/03/2015	POS	33.4	110	<12	64	65.5	68	87.7	46.6	30.7	73.2	98.6	<23	121	<10	29.9	36.7	106	1040	106	196	110	183
TPE3242	2.50-	150214-75	11/02/2015	14/02/2015	03/03/2015	POS	155	106	<12	116	<14	<15	27.2	<24	<14	39.2	105	<23	46.7	231	<18	137	105	1100	114	275	106	75.6
TPE3242	3.50-	150214-75	11/02/2015	14/02/2015	04/03/2015	POS	547	104	<12	259	46	<15	27.5	<24	<14	59.3	103	<23	77.1	700	<18	616	100	3310	108	824	105	153

Monitor Phase 68

Sample Descr	Sample Depth	SDG ID.	Date Sampled	Received On	Date Complete	Commercial >1m RBSL / POS >1m RBSL	Acenaphthene µg/kg	Acenaphthene-d10 % recovery** %	Acenaphthylene µg/kg	Anthracene µg/kg	Benz(a)anthracene µg/kg	Benzo(a)pyrene µg/kg	Benzo(b)fluoranthene µg/kg	Benzo(g,h,i)perylene µg/kg	Benzo(k)fluoranthene µg/kg	Chrysene µg/kg	Chrysene-d12 % recovery** %	Dibenzo(a,h)anthracene µg/kg	Fluoranthene µg/kg	Fluorene µg/kg	Indeno(1,2,3-cd)pyrene µg/kg	Naphthalene µg/kg	Naphthalene-d8 % recovery** %	PAH, Total Detected USEPA 16 µg/kg	Perylene-d12 % recovery** %	Phenanthrene µg/kg	Phenanthrene-d10 % recovery** %	Pyrene µg/kg
TPE3242	4.50-	150214-75	11/02/2015	14/02/2015	04/03/2015	POS	248	107	<12	102	20.3	<15	<15	<24	<14	26.1	95.2	<23	29.8	290	<18	293	103	1470	101	392	107	67.9
TPE3243	0.50-	150212-8	11/02/2015	12/02/2015	25/02/2015	POS	<8	107	16.4	19.5	61.4	48.2	74.5	47.7	27.2	75.5	101	<23	118	<10	32	35.9	105	740	105	90.2	105	94
TPE3243	1.50-	150212-8	11/02/2015	12/02/2015	26/02/2015	POS	388	109	91.4	408	181	200	394	175	113	248	99.6	77.8	185	801	171	134	109	4910	101	1090	107	257
TPE3243	2.50-	150212-8	11/02/2015	12/02/2015	27/02/2015	POS	241	116	<12	327	100	109	172	110	54.4	121	108	34	157	533	75.2	304	112	3490	111	844	114	302
TPE3245	0.50-	150219-78	16/02/2015	19/02/2015	09/03/2015	POS	33.9	111	120	366	193	193	341	292	84	224	109	50.7	300	39.3	172	360	111	3250	116	248	108	238
TPE3245	1.50-	150219-78	16/02/2015	19/02/2015	08/03/2015	POS	<8	100	<12	<16	<14	<15	<15	<24	<14	15.1	91.4	<23	<17	<10	<18	22	103	<118	89.4	27.4	98.8	<15
TPE3287	0.50-	150217-34	13/02/2015	17/02/2015	05/03/2015	POS	<8	99.6	<12	<16	75.8	51.2	90	42.2	37.3	96.8	88.6	<23	128	<10	32.8	<9	102	739	88.3	86.8	99	98.2
TPE3287	1.70-	150217-34	13/02/2015	17/02/2015	05/03/2015	POS	394	106	<12	930	<14	<15	100	<24	93	146	101	<23	135	756	<18	<9	103	3670	100	931	108	184
TPE3287	3.00-	150217-34	13/02/2015	17/02/2015	03/03/2015	POS	506	116	<12	182	53.7	31.8	66.3	<24	17.3	69.3	110	<23	135	506	<18	748	111	3130	113	691	116	127
TPE3288	0.50-	150217-34	13/02/2015	17/02/2015	06/03/2015	POS	<8	101	<12	<16	<14	<15	18	<24	<14	<10	96.5	<23	<17	<10	<18	<9	102	<118	101	33.9	100	<15
TPE3288	1.80-	150217-34	13/02/2015	17/02/2015	05/03/2015	POS	<8	103	<12	<16	<14	<15	<15	<24	<14	<10	98	<23	<17	12.4	<18	16.2	104	<118	103	23.4	103	<15
TPE3288	2.80-	150217-34	13/02/2015	17/02/2015	03/03/2015	POS	454	103	40.5	180	20.9	<15	23.8	<24	<14	15.5	107	<23	104	494	<18	714	106	2740	115	577	102	115
TPE3288	4.00-	150217-34	13/02/2015	17/02/2015	03/03/2015	POS	391	103	38.9	161	27.9	18.3	43.3	<24	<14	32.8	104	<23	100	369	<18	465	104	2320	112	558	102	118
TPE3289	0.50-	150217-34	13/02/2015	17/02/2015	27/04/2015	POS	19.2	115	40.9	71.4	321	334	551	263	170	392	103	85.1	539	33.8	223	256	116	4110	104	384	111	421
TPE3289	1.50-	150217-34	13/02/2015	17/02/2015	04/03/2015	POS	997	107	123	449	144	125	123	187	66.2	160	111	39.8	329	1310	108	1490	109	7670	119	1560	104	452
TPE3289	2.50-	150217-34	13/02/2015	17/02/2015	06/03/2015	POS	294	89.8	29.7	112	<14	<15	<15	<24	<14	<10	89.8	<23	67	453	<18	518	93.1	2130	92.5	575	87.5	79.2
TPE3289	3.50-	150217-34	13/02/2015	17/02/2015	06/03/2015	POS	1580	104	111	534	90.8	65.1	78.7	36.8	24.4	88.5	114	<23	298	1600	23.9	2680	109	10000	124	2480	104	342
TPE3290	0.50-	150214-75	11/02/2015	14/02/2015	03/03/2015	POS	448	110	138	716	4890	5290	7770	3920	3150	6870	102	1410	12000	416	3460	109	109	64200	104	5680	108	7950
TPE3290	1.00-	150214-75	11/02/2015	14/02/2015	17/04/2015	POS	2010	109	418	1740	7070	10600	12900	7910	5910	8810	100	3300	6260	2300	7000	1870	108	88800	102	4220	105	6450
TPE3290	1.50-	150214-75	11/02/2015	14/02/2015	04/03/2015	POS	978	110	<12	558	211	211	257	181	90.4	210	108	56.7	420	1620	140	1520	103	8920	113	1990	111	483
TPE3291	0.50-	150214-75	11/02/2015	14/02/2015	03/03/2015	POS	1390	111	86.1	590	100	56.1	71.2	43.5	38	147	110	<23	297	1590	34	826	115	7490	114	1650	108	566
TPE3291	1.00-	150214-75	11/02/2015	14/02/2015	03/03/2015	POS	377	103	44.1	196	36.1	19.5	37.5	<24	<14	35.6	99.7	<23	80.9	659	<18	336	104	2690	104	724	101	142
TPE3292	0.50-	150214-75	11/02/2015	14/02/2015	28/04/2015	POS	195	114	<12	132	32.5	31.4	38.7	<24	<14	28.4	116	<23	133	313	<18	221	113	1710	122	439	115	148
TPE3292	1.50-	150214-75	11/02/2015	14/02/2015	04/03/2015	POS	300	107	<12	108	<14	<15	<15	<24	<14	15.2	87.4	<23	50.6	369	<18	228	103	1620	81.9	475	106	69.6
TPE3292	2.50-	150214-75	11/02/2015	14/02/2015	04/03/2015	POS	516	106	<12	181	<14	<15	<15	<24	<14	16.6	88.8	<23	69.8	578	<18	352	102	2530	84	715	106	99.5
TPE3292	3.50-	150214-75	11/02/2015	14/02/2015	04/03/2015	POS	135	108	<12	81.2	24.6	<15	25.6	<24	<14	24.3	94	<23	50.3	271	<18	285	104	1350	96.6	387	109	62.3
TPE3292	4.50-	150214-75	11/02/2015	14/02/2015	04/03/2015	POS	294	108	<12	129	<14	<15	20.9	<24	<14	27.5	92.2	<23	71.7	368	<18	383	103	1910	89.1	515	108	101
TPE3293	0.50-	150214-75	11/02/2015	14/02/2015	28/04/2015	POS	457	117	<12	237	173	158	247	117	85.4	177	118	37.2	388	441	96.5	311	116	3930	120	603	121	399
TPE3293	1.50-	150214-75	11/02/2015	14/02/2015	04/03/2015	POS	129	111	<12	59.2	175	209	277	197	77.6	224	99.4	49.6	424	<10	130	70.8	109	2770	111	287	111	457
TPE3293	2.50-	150214-75	11/02/2015	14/02/2015	04/03/2015	POS	359	108	<12	160	<14	<15	22.9	<24	<14	22	91.9	<23	64.3	352	<18	327	103	2050	91.3	556	108	182
TPE3293	3.50-	150214-75	11/02/2015	14/02/2015	04/03/2015	POS	456	107	<12	141	24.8	<15	23.1	<24	<14	19.6	90.6	<23	68.2	506	<18	355	103	2280	92.5	581	108	107
TPE3293	4.50-	150214-75	11/02/2015	14/02/2015	04/03/2015	POS	1110	110	<12	365	29.3	<15	39.7	<24	<14	51.1	98.7	<23	146	1090	<18	1050	103	5470	99.3	1350	112	238
TPE3294	0.50-	150212-8	11/02/2015	12/02/2015	25/02/2015	POS	<8	92.7	<12	19.3	39.5	37.3	68.8	39.2	<14	35.9	82.3	<23	60.3	<10	27.6	21.2	90.1	515	94.7	72.9	92.8	93.2
TPE3294	1.50-	150212-8	11/02/2015	12/02/2015	25/02/2015	POS	384	101	47.2	610	207	124	141	91.1	31.4	350	103	29.3	388	566	46.4	329	100	6010	104	1060	104	1610
TPE3294	2.50-	150212-8	11/02/2015	12/02/2015	26/02/2015	POS	473	121	134	787	312	187	301	113	68.5	582	101	46.7	538	884	59	393	118	8940	108	2150	114	1920
TPE3295	1.00-	150212-8	11/02/2015	12/02/2015	25/02/2015	POS	<8	106	<12	<16	<14	<15	<15	<24	<14	<10	112	<23	<17	44.8	<18	43.7	109	199	112	80.6	105	30.2
TPE3295	2.00-	150212-8	11/02/2015	12/02/2015	27/02/2015	POS	288	105	<12	106	<14	<15	31.4	<24	<14	30.4	100	<23	36.2	396	<18	269	105	1670	105	448	103	62.6
TPE3295	3.00-	150212-8	11/02/2015	12/02/2015	27/02/2015	POS	318	113	<12	251	<14	<15	31.2	<24	<14	40.8	107	<23	62.9	585	<18	367	111	2550	112	780	110	118
TPE3296	0.50-	150212-8	11/02/2015	12/02/2015	17/04/2015	POS	48.6	110	69.2	184	221	286	287	281	132	205	109	82.4	255	82.3	186	385	106	3810	114	521	108	587
TPE3296	1.50-	150212-8	11/02/2015	12/02/2015	25/02/2015	POS	<8	112	<12	<16	<14	34.6	75.2	38.5	<14	51.4	101	<23	72.3	<10	25.7	18.9	114	455	101	73.2	109	64.6
TPE3296	2.50-	150212-8	11/02/2015	12/02/2015	27/02/2015	POS	169	117	<12	372	164	149	158	170	82.8	171	115	44.7	258	195	113	153	112	3040	119	385	116	458
TPE3296	3.50-	150212-8	11/02/2015	12/02/2015	26/02/2015	POS	258	112	73.6	196	62.7	40.3	89	31.8	27.3	85.2	115	<23	135	465	25.9	217	115	2610	125	755	111	149
TPE3296	4.20-	150212-8	11/02/2015	12/02/2015	28/02/2015	POS	186	108	<12	143	89.7	53.7	107	40.6	37.2	78	113	<23	119	289	29.4	227	110	2000	119	465	106	138
TPE3297	0.50-	150214-75	11/02/2015	14/02/2015	24/04/2015	POS	50.5	104	56.1	94.6	273	449	884	689	271	294	98.8	187	392	54.2	501	159	103	4970	103	256	103	365
TPE3297	1.50-	150214-75	11/02/2015	14/02/2015	03/03/2015	POS	57.9	110	71.8	144	381	522	720	560	296	363	98	122	655	69	369	192	106	5490	100	343	110	621
TPE3297	2.50-	150214-75	11/02/2015	14/02/2015	04/03/2015	POS	52.6	103	105	274	1830	1530	2830	1030	781	1440	96.9	417	2470	70.9	911	146	100	16500	98.4	657	104	1940
TPE3297	3.50-	150214-75	11/02/2015	14/02/2015	03/03/2015	POS	48.9	104	<12	59.3	136	97.1	169	63.6	53.8	166	86.1	<23	298	53.7	53.8	12.5	102	1720	81.5	301	103	204
TPE3297	4.50-	150214-75	11/02/2015	14/02/2015	02/03/2015	POS	<8	106	<12	<16	<14	<15	<15	<24	<14	16.7	85.4	<23	<17	<10	<18	<9	104	<118	79.3	41	105	<15
TPE3298	0.50-	150212-8	11/02/2015	12/02/2015	17/04/2015	POS	54.6	108	22.6	113	696	867	1760	813	569	876	117	259	1120	54.1	691	214	114	9490	123	587	105	796
TPE3298	1.50-	150212-8	11/02/2015	12/02/2015	25/02/2015	POS	77.5	104	15.5	76.8	37.2	30.3	60.2	39.4	27.1	67.4	97.8	<23	88.3	139	28.7	71.7	104	986	92.1	140	105	87.4
TPE3302	0.50-	150212-8	11/02/2015	12/02/2015	27/02/2015	POS	<8	104	<12	<16	87.8	97	177	90.4	71.6	96.9	106	28	120	<10	67.7	12.1	108	1020	113	76.7	99.3	90.6
TPE3303	0.50-	150212-8	11/02/2015	12/02/2015	17/04/2015	POS	72.8	120	138	181	546	854	1530	882	443	656	112	211	1020	62.2	611	555	117	9170	125	608	119	798
TPE3303	1.50-	150212-8	11/02/2015	12/02/2015	26/02/2015	POS	51.5	104	41.3	122	864	874	1570	671	499	918	92.1	202	1660	41.3	527	72.6	105	10100	93.9	795	100	1240
TPE3303	2.50-	150212-8	11/02/2015	12/02/2015	25/02/2015	POS	<8	101	<12	18.4	96	78	149	72.9	44.8	100	91.6	<23	134	<10	51	23.7	105	952	93.9	78.8	99.2	105
TPE3303	3.50-	150212-8	11/02/2015	12/02/2015	26/02/2015	POS	175	107	39.1	256	1420	1270	1800	808	637	1290	97.6	265	2500	121	682	55.3	109	14500	98.7	1350	104	1860
TPE3303	4.70-	150212-8	11/02/2015	12/02/2015	27/02/2015	POS	17.8	127	27.8	31.4	74	44.8	124	35.4	34.8	92.6	80.2	<23	207	20.5	26.4	187	127	1320	63.1	251	111	149
TPE3304	0.50-	150212-8	11/02/2015	12/02/2015	27/02/2015	POS	<8	127	34.6	<16	<14	26.1	88	34.1	<14	41.8	78.4	<23	37.2	<10	<18	168	123	606	73.6	142	107	34.7
TPE3305	2.00-	150212-8	11/02/2015	12/02/2015	25/02/2015	POS	26.6	110	20	80.4	218	157	238	114	105	275	91.4	36.9	477	29	98.8	11.7	110	2590	81.7	335	106	366
TPE3305	3.00-	150212-8	11/02/2015	12/02/2015	28/02/2015	POS	<8	108	<12	67	<14	<15	34.2	<24	<14	38.2	101	<23	42	149	<18	252	105	923	107	289	104	51.3
TPE3307	0.50-	150214-75	11/02/2015	14/02/2015	27/04/2015	POS	30.7	104	<12	117	196	142	239	105	67.1	269	104	<23	417	67.6	73.2	77.8	102	2600	109	311	104	487
TPE3307	1.60-	150214-75	11/02/2015	14/02/2015	04/03/2015	POS	<8	107	<12	<16	<14	<15	<15	<24	<14	<10	86.5	<23	<17	<10	<18	<9	107	<118	84.6	26.2	106	<15
TPE3307	2.50-	150214-75	11/02/2015	14/02/2015	04/03/2015	POS	18	109	<12	18	28.3	<15	21.5	<24	<14	26	95.5	<23	<17	<10	<18	44.9	106	346	104	98.9	109	90.2
TPE3307	3.50-	150214-75	11/02/2015	14/02/2015	04/03/2015	POS	182	107	<12	145	31.4	<15	21.2	<24	<14	24.7	94.9	<23	53.1	210	<18	222	103	1310	101	343	108	78.9
TPE3307	4.50-	150214-75	11/02/2015	14/02/2015	04/03/2015	POS	89.6	107	<12	34.5	20.3	<15	<15	<24	<14	<10	90	<23	<17	90	<18	96.8	104	497	94.7	143	107	22.2
TPE3308	0.50-	150212-8	11/02/2015	12/02/2015	25/02/2015	POS	27.2	117	<12	21.1	<14	<15	34.2	<24	<14	24.7	106	<23	<17	<10	<18	<9	115	218	119	58.2	116	52.4
TPE3308	1.50-	150212-8	11/02/2015	12/02/2015	25/02/2015	POS	<8	101	<12	<16	<14	<15	26.4	<24	<14	18.1	93.6	<23	<17	<10	<18	<9	104	130	97	57.2	99.6	28.5
TPE3309	0.50-	150212-8	11/02/2015	12/02/2015	27/02/2015	POS	420	120	<12	224	499	603	1230	440	262	572	113	151	918	529	379	399	115	8450	126	962	119	857
TPE3376	1.00-	150212-8	11/02/2015	12/02/2015	17/04/2015	POS	528	118	<60	1050	890	1210	1480	1020	434	1360	104	226	1470	699	558	287	110	17200	124	1470	116	4480
TPE3376	2.00-	150212-8	11/02/2015	12/02/2015	26/02/2015	POS	247	117	<12	649	242	232	251	130	49.2	254	119	39	265	648	45.3	293	114	6720	143	1720	114	1650
TPE3376	3.00-	150212-8	11/02/2015	12/02/2015	25/02/2015	POS	215	112	<12	300	106	161	124	100	<14	189	107	<23	145	350	<18	102	109	3510	118	688	110	1030
TPE3377	0.50-	150212-8	11/02/2015	12/02/2015	20/04/2015	POS	1860	118	92.1	6500	23400	18800	28300	9090	9310	19500	108	4080	39100	4010	9190	400	114	216000	124	17300	121	24700
TPE3377	1.50-	150212-8	11/02/2015	12/02/2015	25/02/2015	POS	97.9	106	<12	163	429	409	672	289	200	468	112	113	807	162	243	48	109	4990	121	290	105	598
TPE3377	2.50-	150212-8	11/02/2015	12/02/2015	25/02/2015	POS	110	112	<12	116	1020	1200	2060	814	756	1400	116	306	2090	188	766	261	116	13800	123	1330	109	1350
TPE3378	0.50-	150212-8	11/02/2015	12/02/2015	20/04/2015	POS	15	122	22.8	47.1	61.1	94.1	186	225	42.8	43.2	112	43.3	86.6	24.3	129	34.3	118	1230	124	102	120	72.3
TPE3378	1.50-	150212-8	11/02/2015	12/02/2015	25/02/2015	POS	21.4	104	<12	28.9	35	40.2	51.9	42.9	<14	44	103	<23	45.7	15.5	<18	<9	104	553	105	59.5	103	168
TPE3379	0.50-	150212-8	11/02/2015	12/02/2015	20/04/2015	POS	<8	106	24.6	57.2	102	105	223	95.6	66.2	135	106	28.6	157	<10	72.9	120	110	1460	106	130	100	147
TPE3379	1.50-	150212-8	11/02/2015	12/02/2015	26/02/2015	POS	194	123	21.7	137	233	243	308	145	72.6	216	116	47.9	287	87.3	89.4	60.9	122	3740	122	336	120	1260
TPE3380	0.50-	150212-8	11/02/2015	12/02/2015	25/02/2015	POS	<8	104	<12	<16	<14	35.2	61.7	29.6	22.1	55.7	104	<23	51.7	<10	21.2	<9	110	390	102	59.9	99.9	52.4
TPE3381	0.50-	150212-8	11/02/2015	12/02/2015	27/02/2015	POS	29.6	105	19.9	101	305	330	396	368	162	326	99.4	92.8	519	27.5	264	89.3	104	3880	103	470	103	385
TPE3381	1.50-	150212-8	11/02/2015	12/02/2015	26/02/2015	POS	519	196	<12	798	213	143	238	75.5	<14	309	183	33.7	461	1440	72.2	2610	206	10200	210	2550	195	692
TPE3381	2.50-	150212-8	11/02/2015	12/02/2015	25/02/2015	POS	76	114	<12	156	<14	<15	38.6	<24	<14	52.1	118	<23	53	296	<18	226	117	1490	125	508	111	88.2
TPE3381	3.50-	150212-8	11/02/2015	12/02/2015	26/02/2015	POS	<8	112	70.6	307	<14	62.6	113	52.5	42.7	<10	123	<23	144	433	38	968	113	3170	130	750	113	192
TPE3382	0.50-	150212-8	11/02/2015	12/02/2015	27/02/2015	POS	<8	148	28.6	36.8	53.2	31.6	103	<24	35.6	117	86.8	<23	125	<10	<18	187	143	1080	59.6	264	132	99.4
TPE3382	1.50-	150212-8	11/02/2015	12/02/2015	27/02/2015	POS	<8	142	<12	<16	20.9	<15	23.4	<24	<14	28.7	93.2	<23	43.7	<10	<18	171	140	468	65.3	180	128	<15
TPE3382	2.60-	150212-8	11/02/2015	12/02/2015	26/02/2015	POS	61	107	<12	74.9	24.7	<15	22.7	<24	<14	27.9	105	<23	110	49	<18	17.6	106	544	103	36.2	107	120
TPE3382	3.50-	150212-8	11/02/2015	12/02/2015	26/02/2015	POS	150	107	<12	84.6	<14	<15	<15	<24	<14	<10	104	<23	33.1	216	<18	288	107	1100	102	278	106	53.8
TPE3382	4.20-	150212-8	11/02/2015	12/02/2015	26/02/2015	POS	42.9	105	<12	50.4	<14	<15	<15	<24	<14	<10	104	<23	<17	124	<18	183	107	590	100	157	106	32.1
TPE3384	1.00-	150212-8	11/02/2015	12/02/2015	26/02/2015	POS	<8	97.9	<12	<16	<14	<15	<15	<24	<14	<10	99.7	<23	<17	<10	<18	<9	105	<118	96.8	22.9	95.9	<15
TPE3385	0.50-	150212-8	11/02/2015	12/02/2015	26/02/2015	POS	<8	102	<12	<16	<14	<15	<15	<24	<14	<10	106	<23	<17	<10	<18	<9	108	<118	108	<15	99.2	<15
TPE3388	0.50-	150212-8	11/02/2015	12/02/2015	20/04/2015	POS	<8	105	17.1	20.2	118	117	290	133	101	144	108	41.4	176	<10	108	26.8	111	1530	106	104	102	132
TPE3388	1.50-	150212-8	11/02/2015	12/02/2015	27/02/2015	POS	<8	102	<12	<16	<14	<15	24.9	<24	<14	15	98.7	<23	<17	<10	<18	10.9	105	<118	101	42.2	103	<15
TPE3389	0.50-	150212-8	11/02/2015	12/02/2015	26/02/2015	POS	<8	106	<12	<16	47.3	38.2	89.8	45.8	<14	52	107	<23	45.3	<10	38.8	<9	112	436	105	38.8	103	40.4
TPE3390	0.50-	150212-8	11/02/2015	12/02/2015	27/02/2015	POS	<8	97.6	35.4	23.1	303	727	713	710	376	302	91.5	231	277	<10	591	<9	95.7	4650	96	114	95.2	250
TPE3390	1.50-	150212-8	11/02/2015	12/02/2015	27/02/2015	POS	16.4	188	18.1	44	180	169	277	138	88.2	153	177	42.7	258	24.6	113	102	191	2100	176	258	177	217
TPE3390	2.50-	150212-8	11/02/2015	12/02/2015	25/02/2015	POS	49	121	18.1	71.8	188	161	281	138	92.2	203	118	35.2	387	85.5	99.1	152	125	2710	120	375	116	377
TPE3390	3.50-	150212-8	11/02/2015	12/02/2015	26/02/2015	POS	30.2	104	<12	21.9	110	89.1	128	59.4	48.2	98.6	97.2	<23	141	29.2	46.7	41.9	113	1070	99.6	105	97	124
TPE3390	4.50-	150212-8	11/02/2015	12/02/2015	25/02/2015	POS	24.8	114	<12	107	86.5	83.9	135	68.9	39.2	76.9	111	<23	156	60.2	48.9	62.7	111	1350	126	194	108	200
TPE3391	0.50-	150212-8	11/02/2015	12/02/2015	26/02/2015	POS	<8	90.5	<12	<16	<14	<15	<15	<24	<14	<10	43.2	<23	<17	<10	<18	82.8	92	144	26.5	61.3	76.2	<15
TPE3391	1.70-	150212-8	11/02/2015	12/02/2015	25/02/2015	POS	<8	94.7	<12	<16	32.7	20.8	45	<24	<14	32.8	77.9	<23	33	<10	<18	14.4	109	242	77.6	37.8	83.8	25.2
TPE3391	2.40-	150212-8	11/02/2015	12/02/2015	25/02/2015	POS	<8	108	<12	<16	<14	18.2	33.8	<24	<14	24.5	110	<23	<17	<10	<18	<9	113	<118	115	27.4	105	<15
TPE3391	3.50-	150212-8	11/02/2015	12/02/2015	25/02/2015	POS	350	104	<12	42.3	<14	<15	37.2	<24	<14	44.5	111	<23	27.2	<10	<18	<9	108	573	114	42	104	30.1
TPE3392	0.50-	150212-8	11/02/2015	12/02/2015	25/02/2015	POS	<8	114	<12	<16	<14	<15	28.8	<24	<14	15.2	99.4	<23	23.9	<10	<18	10.9	112	122	108	19.2	113	24.5

Monitor Phase 68

Sample Desci	Sample Deptl	SDG ID.	Date Samplec	Received On	Date Complete		Acenaphthene	Acenaphthene-d10 % recovery**	Acenaphthylene	Anthracene	Benz(a)anthracene	Benzo(a)pyrene	Benzo(b)fluoranthene	Benzo(g,h,i)perylene	Benzo(k)fluoranthene	Chrysene	Chrysene-d12 % recovery**	Dibenzo(a,h)anthracene	Fluoranthene	Fluorene	Indeno(1,2,3-cd)pyrene	Naphthalene	Naphthalene-d8 % recovery**	PAH, Total Detected USEPA 16	Perylene-d12 % recovery**	Phenanthrene	Phenanthrene-d10 % recovery**	Pyrene
						Commercial >1m RBSL																						
						POS >1m RBSL																						
							µg/kg	%	µg/kg	µg/kg	µg/kg	µg/kg	µg/kg	µg/kg	µg/kg	µg/kg	%	µg/kg	µg/kg	µg/kg	µg/kg	µg/kg	%	µg/kg	%	µg/kg	%	µg/kg
TPE3392	1.50-	150212-8	11/02/2015	12/02/2015	03/03/2015	POS	6430	116	<12	541	90.6	34.9	76.6	<24	20.1	102	109	<23	391	2280	<18	442	112	12500	115	1790	113	339
TPE3392	2.50-	150212-8	11/02/2015	12/02/2015	26/02/2015	POS	4920	114	<12	447	96.5	35.7	68.3	<24	25.7	103	108	<23	386	1880	<18	300	111	10200	112	1570	111	330
TPE3392	3.20-	150212-8	11/02/2015	12/02/2015	25/02/2015	POS	1860	110	<12	171	33.1	<15	26.5	<24	<14	61	101	<23	120	679	<18	139	110	3850	91.5	606	107	151
TPE3393	0.50-	150212-8	11/02/2015	12/02/2015	20/04/2015	POS	409	107	54.8	156	884	896	1400	606	557	920	106	189	1930	253	516	130	109	11100	112	747	100	1470
TPE3394	0.50-	150212-8	11/02/2015	12/02/2015	20/04/2015	POS	1780	124	64.6	758	456	330	610	231	226	495	111	78.2	1830	917	183	1440	128	11800	111	1100	114	1350
TPE3395	1.00-	150212-8	11/02/2015	12/02/2015	25/02/2015	POS	<8	105	364	488	175	292	227	210	148	239	82.7	<23	271	328	100	91.4	110	4730	90.3	727	89.1	1070
TPE3395	2.00-	150212-8	11/02/2015	12/02/2015	28/02/2015	POS	498	113	35.4	320	406	366	633	244	201	461	104	69.2	1350	301	195	157	109	7420	117	974	113	1210
TPE3466	0.50-	150214-75	11/02/2015	14/02/2015	27/04/2015	POS	455	104	85.4	572	2010	1960	3110	1420	1030	1690	100	446	3440	329	1240	130	102	22100	104	1600	104	2550
TPE3466	1.00-	150214-75	11/02/2015	14/02/2015	03/03/2015	POS	4690	105	54.5	1020	205	66.5	111	45.3	39.5	233	106	<23	1640	2430	36.4	23300	104	40100	111	5110	104	1130
TPE3467	1.00-	150212-8	11/02/2015	12/02/2015	20/04/2015	POS	4640	107	152	379	246	235	371	190	157	309	108	53.6	694	1450	151	431	108	10700	117	719	105	539
TPE3468	0.50-	150212-8	11/02/2015	12/02/2015	21/04/2015	POS	574	111	55.2	171	281	273	424	203	171	343	124	60.4	459	146	152	141	112	4300	120	320	105	523
TPE3468	1.50-	150212-8	11/02/2015	12/02/2015	26/02/2015	POS	1480	112	69	272	651	657	1100	517	374	716	105	172	1420	468	453	220	109	10700	111	920	110	1230
TPE3468	2.50-	150212-8	11/02/2015	12/02/2015	26/02/2015	POS	703	107	<12	<16	62.1	47.1	103	34.5	26.3	103	99.6	<23	120	82.5	27.8	73.7	106	1590	104	90.5	104	115
TPE3469	0.50-	150212-8	11/02/2015	12/02/2015	25/02/2015	POS	6500	112	268	1300	218	75.7	98.5	47.3	45.6	210	112	<23	1360	2850	36.5	744	107	16200	116	1470	111	958
TPE3469	1.50-	150212-8	11/02/2015	12/02/2015	26/02/2015	POS	4690	105	<12	400	43.9	18.6	30.4	<24	<14	78.1	105	<23	328	1810	<18	255	105	9490	101	1490	106	344
TPE3470	0.50-	150212-8	11/02/2015	12/02/2015	21/04/2015	POS	<8	127	<12	<16	41.8	29.6	144	<24	28.4	65.3	81.3	<23	69.2	<10	<18	142	127	742	64.3	164	118	58.3
TPE3470	1.50-	150212-8	11/02/2015	12/02/2015	25/02/2015	POS	10.3	110	<12	<16	35.4	23.7	34.7	33	<14	33.7	91.1	<23	55.2	<10	22.8	<9	110	338	80.4	42.3	107	46.8
TPE3470	2.40-	150212-8	11/02/2015	12/02/2015	28/02/2015	POS	5370	110	<12	704	135	71	136	41.7	49	159	101	<23	429	2010	37	640	105	11700	106	1500	107	434
TPE3470	3.50-	150212-8	11/02/2015	12/02/2015	25/02/2015	POS	217	105	<12	26.1	52.4	36	81.2	35.7	20.7	56.2	97	<23	102	37.7	27.1	28.5	107	892	98.7	88.9	103	82.9
TPE3471	0.50-	150212-8	11/02/2015	12/02/2015	20/04/2015	POS	<8	113	<12	<16	<14	29.6	70.4	<24	<14	37.5	99.2	<23	61.5	<10	<18	14.4	112	325	107	62.4	113	49.5
TPE3471	1.50-	150212-8	11/02/2015	12/02/2015	27/02/2015	POS	1720	111	70.9	1140	760	639	656	409	289	997	103	129	2090	1660	319	302	112	16400	97.6	1590	108	3640
TPE3471	2.50-	150212-8	11/02/2015	12/02/2015	26/02/2015	POS	<8	115	<12	134	189	190	315	126	83	196	108	40.4	389	142	80.9	59.7	112	2760	120	316	115	496
TPE3471	3.50-	150212-8	11/02/2015	12/02/2015	25/02/2015	POS	80.6	110	<12	91.9	66.7	108	108	150	44.3	117	100	32.6	157	131	63.2	92.3	110	1780	95.5	213	107	320
TPE3471	4.50-	150212-8	11/02/2015	12/02/2015	25/02/2015	POS	180	106	<12	<16	129	104	192	63.3	44.4	133	99.3	29.8	241	<10	50.4	<9	104	1380	105	<15	104	219
TPE3475	0.50-	150219-78	16/02/2015	19/02/2015	09/03/2015	POS	11.3	104	<12	<16	156	154	283	123	96.4	162	96.8	47.4	190	<10	96.3	18.4	106	1610	102	121	105	151
TPE3476	0.50-	150219-78	16/02/2015	19/02/2015	08/04/2015	POS	236	113	159	515	1890	1940	2800	1600	983	1780	104	436	2490	207	1180	2600	116	22400	109	1670	113	1870
TPE3476	1.50-	150219-78	16/02/2015	19/02/2015	09/03/2015	POS	450	108	<12	199	44.9	28	63.2	<24	20.1	54.5	101	<23	149	317	<18	239	108	2270	106	564	106	139
TPE3477	0.50-	150212-8	11/02/2015	12/02/2015	21/04/2015	POS	186	106	67.1	641	2970	2940	3510	1660	1390	2150	112	486	4550	183	1430	91.7	110	28100	118	2140	102	3660
TPE3477	1.50-	150212-8	11/02/2015	12/02/2015	27/02/2015	POS	15.2	108	39.8	83.9	46	53.5	106	54.5	101	186	109	<23	77.1	25.1	<18	<9	107	1040	110	61.9	108	191
TPE3477	2.50-	150212-8	11/02/2015	12/02/2015	25/02/2015	POS	<8	95.4	<12	<16	27	29.9	47.1	54	23.2	28.1	89.8	<23	71.4	<10	22.7	16.5	97.3	449	87.2	46.3	95.2	82.9
TPE3477	3.50-	150212-8	11/02/2015	12/02/2015	25/02/2015	POS	74.7	105	<12	53	28	<15	19.2	<24	<14	24.4	103	<23	72.3	67.8	<18	<9	106	504	101	83.3	105	81
TPE3479	0.50-	150212-8	11/02/2015	12/02/2015	26/02/2015	POS	<8	110	27.9	33.3	111	120	137	84	67.6	149	106	34.2	100	<10	72.2	15.4	106	1100	111	68.2	107	82.4
TPE3479	1.50-	150212-8	11/02/2015	12/02/2015	25/02/2015	POS	15.7	102	<12	<16	<14	<15	<15	<24	<14	<10	95.6	<23	<17	<10	<18	<9	104	<118	87.9	<15	102	<15
TPE3480	0.50-	150214-75	11/02/2015	14/02/2015	24/04/2015	POS	53.3	101	23.7	111	726	673	1070	428	364	843	102	158	907	51.9	382	105	104	7140	112	487	99.7	750
TPE3480	1.50-	150214-75	11/02/2015	14/02/2015	03/03/2015	POS	36.6	106	17	107	62.3	70	101	50	28.6	92.8	97.1	<23	160	<10	36.6	28.1	102	1070	107	70.5	106	205
TPE3480	2.50-	150214-75	11/02/2015	14/02/2015	04/03/2015	POS	45.2	107	<12	28.3	37	19.2	38.2	<24	<14	41.2	93.8	<23	64.5	<10	<18	21.7	105	427	95.1	62.2	107	69.2
TPE3562	0.50-	150212-8	11/02/2015	12/02/2015	26/02/2015	POS	56.4	108	140	302	612	748	1100	834	447	782	103	275	917	36.8	731	656	105	9410	104	998	105	773
TPE3562	1.50-	150212-8	11/02/2015	12/02/2015	27/02/2015	POS	97.2	110	<12	31.3	17.4	<15	24.8	<24	<14	30.7	103	<23	83.5	79.6	<18	<9	107	481	106	33.9	107	82.9
TPE3562	2.50-	150212-8	11/02/2015	12/02/2015	25/02/2015	POS	83.3	102	<12	<16	<14	<15	<15	<24	<14	<10	91.7	<23	25.2	<10	<18	14.4	105	147	83.6	23.9	101	<15
TPE3562	3.50-	150212-8	11/02/2015	12/02/2015	25/02/2015	POS	196	104	19.1	105	<14	<15	<15	<24	<14	<10	99.9	<23	64.1	<10	<18	28.9	104	553	94.4	55.1	104	84.6
TPE3565	0.50-	150219-78	16/02/2015	19/02/2015	09/03/2015	POS	15	106	19.2	30.8	<14	<15	<15	<24	<14	<10	97.1	<23	<17	17.7	<18	<9	109	126	102	42.9	106	<15
TPE3565	1.50-	150219-78	16/02/2015	19/02/2015	09/03/2015	POS	693	107	41.7	1510	390	108	196	39.5	56.4	315	101	<23	2920	799	32.9	596	107	11800	104	2040	107	2030
TPE3566	0.50-	150219-78	16/02/2015	19/02/2015	09/03/2015	POS	<8	97.8	<12	<16	<14	<15	<15	<24	<14	<10	87.8	<23	<17	<10	<18	<9	100	<118	91.7	18.2	97.6	<15
TPE3566	1.50-	150219-78	16/02/2015	19/02/2015	08/03/2015	POS	359	107	32.8	517	109	34	75.7	<24	22.9	105	100	<23	938	426	<18	144	106	4880	103	1460	107	658
TPE3566	2.80-	150219-78	16/02/2015	19/02/2015	08/03/2015	POS	975	107	61.6	1060	226	74.1	145	35.8	44.1	203	101	<23	1870	886	30.6	189	107	8900	104	1850	107	1250
TPE3567	0.50-	150219-78	16/02/2015	19/02/2015	09/03/2015	POS	18.8	106	<12	26.7	213	182	393	147	131	267	97.4	53.3	347	18.6	138	32	109	2450	100	246	106	235
TPE3567	1.50-	150219-78	16/02/2015	19/02/2015	09/03/2015	POS	<8	105	<12	<16	<14	<15	18.8	<24	<14	19.5	95.6	<23	<17	<10	<18	<9	106	<118	96.7	61.3	104	<15
TPE2253	0.50-	150316-1	12/03/2015	16/03/2015	29/04/2015	POS	<8	104	<12	<16	<14	<15	<15	<24	<14	<10	73.1	<23	<17	<10	<18	63.8	109	150	45.6	85.9	91.1	<15
TPE2253	1.50-	150316-1	12/03/2015	16/03/2015	07/04/2015	POS	43.5	98.2	91.2	254	681	814	1040	715	429	825	96.2	215	1240	71.7	584	221	102	8790	90.4	537	94.4	1030
TPE2253	2.50-	150316-1	12/03/2015	16/03/2015	07/04/2015	POS	<8	97.1	<12	<16	17.4	30.1	56.7	32.7	17.6	24.5	91.6	<23	60.1	<10	23.2	25.7	101	456	82.2	113	94.2	54.9
TPE2253	3.50-	150316-1	12/03/2015	16/03/2015	07/04/2015	POS	<8	94	<12	<16	<14	<15	37	<24	<14	13	89.4	<23	27.9	<10	<18	12.6	96.7	172	82.7	59	90.5	22.7
TPE2254	0.50-	150316-1	12/03/2015	16/03/2015	08/04/2015	POS	13.6	86.6	31.7	71.5	138	134	201	153	99.7	222	86.5	76.9	238	25.5	129	92.5	90.2	2050	90.7	207	84.7	215
TPE2254	1.50-	150316-1	12/03/2015	16/03/2015	07/04/2015	POS	<8	87.5	<12	<16	19.8	23.9	67.8	<24	<14	11.8	94	<23	51.6	<10	<18	11.5	88.6	293	91.6	65.7	84.8	40.7
TPE2254	2.50-	150316-1	12/03/2015	16/03/2015	07/04/2015	POS	<8	92.1	<12	<16	<14	<15	22.1	<24	<14	17.1	88.6	<23	22.5	<10	<18	<9	94.8	119	93.1	40.6	89.3	17
TPE2279	0.40-	150312-105	10/03/2015	12/03/2015	03/04/2015	POS	43.2	83.5	36.8	112	135	96	169	72.7	66.4	218	88.8	<23	359	66.4	58.5	55.7	83.2	2010	95	207	81.4	317
TPE2279	1.40-	150312-105	10/03/2015	12/03/2015	01/04/2015	POS	<8	87.6	<12	<16	<14	<15	<15	<24	<14	<10	81.4	<23	<17	<10	<18	10.2	93.1	<118	85.1	33.4	87.7	<15
TPE2279	2.40-	150312-105	10/03/2015	12/03/2015	01/04/2015	POS	<8	83.8	<12	<16	16.9	<15	<15	<24	<14	13.8	87.3	<23	<17	18.7	<18	15.5	84.5	<118	93.8	45	81.7	<15
TPE2279	3.40-	150312-105	10/03/2015	12/03/2015	02/04/2015	POS	54.9	105	<12	31.6	<14	<15	<15	<24	<14	<10	107	<23	<17	69.7	<18	146	106	435	115	132	101	<15
TPE2280	0.50-	150312-105	10/03/2015	12/03/2015	02/04/2015	POS	42	85.4	<12	<16	<14	<15	<15	<24	<14	<10	84	<23	<17	<10	<18	<9	87.7	<118	96.8	<15	82.6	<15
TPE2280	1.50-	150312-105	10/03/2015	12/03/2015	03/04/2015	POS	26.2	84.2	<12	19.8	19.6	18.4	41.3	<24	<14	24.5	87.3	<23	23.1	53.2	<18	65.6	86.4	391	92.7	72.1	81.5	26.8
TPE2280	2.50-	150312-105	10/03/2015	12/03/2015	01/04/2015	POS	<8	88.3	<12	<16	<14	<15	<15	<24	<14	<10	89.3	<23	<17	15.9	<18	22.6	89.7	<118	87.1	32.1	86.5	<15
TPE2280	3.50-	150312-105	10/03/2015	12/03/2015	01/04/2015	POS	<8	102	<12	<16	<14	<15	<15	<24	<14	<10	102	<23	<17	<10	<18	24.5	107	<118	109	67.8	104	<15
TPE2281	0.50-	150316-1	12/03/2015	16/03/2015	07/04/2015	POS	<8	83.2	<12	<16	<14	<15	26.8	<24	<14	20.3	89.5	<23	19.8	<10	<18	<9	85	<118	87	35.7	80.1	<15
TPE2281	1.50-	150316-1	12/03/2015	16/03/2015	07/04/2015	POS	<8	87.7	18.6	39.9	48.1	61.1	109	37.9	39.3	71.9	97.1	<23	92	22.8	36.5	21.9	90.6	770	93.8	96	84.9	75.5
TPE2281	2.50-	150316-1	12/03/2015	16/03/2015	07/04/2015	POS	<8	90	<12	<16	<14	<15	27.1	<24	<14	<10	95.6	<23	<17	<10	<18	<9	92.4	<118	90.5	40.1	86.9	<15
TPE2282	0.50-	150316-1	12/03/2015	16/03/2015	07/04/2015	POS	<8	93.8	18.2	<16	59.9	41.6	109	36.6	25.9	58.1	89.1	<23	67.1	<10	33.6	16.4	96.7	577	89.4	58.3	91.5	51.9
TPE2282	1.50-	150316-1	12/03/2015	16/03/2015	07/04/2015	POS	72.9	88	151	146	236	217	344	187	152	251	86.7	67.1	430	157	163	118	92	3290	78.4	307	85.7	290
TPE2282	2.50-	150316-1	12/03/2015	16/03/2015	07/04/2015	POS	<8	90.3	<12	<16	<14	<15	<15	<24	<14	<10	86.8	<23	<17	<10	<18	13.8	93.7	<118	76.6	41.3	88.2	<15
TPE2283	0.50-	150316-1	12/03/2015	16/03/2015	07/04/2015	POS	46.1	93.1	30.1	148	207	265	449	252	130	218	89.1	63.5	411	60.2	189	32.2	96.4	3130	91.4	287	90.3	339
TPE2283	1.50-	150316-1	12/03/2015	16/03/2015	07/04/2015	POS	49.1	80.8	<12	56	<14	<15	19.8	<24	<14	21	80.6	<23	39.3	57.7	<18	72	80.2	464	83.7	111	78.9	37.5
TPE2283	2.50-	150316-1	12/03/2015	16/03/2015	08/04/2015	POS	86.1	90.9	23.3	115	<14	<15	26.1	<24	<14	<10	90	<23	78.3	310	<18	199	94.5	1390	81.6	499	88	56.1
TPE2299	0.50-	150312-105	10/03/2015	12/03/2015	08/04/2015	POS	111	85.8	83.2	242	194	173	326	130	107	291	91.7	44.7	517	201	99.2	221	86.2	3780	97.9	353	82.6	685
TPE2299	0.50-	150316-1	12/03/2015	16/03/2015	07/04/2015	POS	537	105	215	944	347	294	533	246	131	304	111	98.4	678	644	185	1570	113	8820	120	1160	100	934
TPE2299	1.50-	150312-105	10/03/2015	12/03/2015	02/04/2015	POS	34.7	94.3	<12	54.1	<14	<15	32.7	<24	<14	23.6	94.4	<23	46.6	52.7	<18	62.7	96	441	102	79.1	91.8	54.9
TPE2299	1.50-	150316-1	12/03/2015	16/03/2015	07/04/2015	POS	<8	88.9	<12	<16	<14	<15	36.1	<24	<14	<10	98.1	<23	26.4	13.2	<18	22.3	93	191	94	52.2	85.4	41.2
TPE2299	2.50-	150312-105	10/03/2015	12/03/2015	02/04/2015	POS	188	95.4	<12	97.6	<14	<15	25.7	<24	<14	32.3	93	<23	42	246	<18	184	97.6	1160	98.5	297	92.1	50.2
TPE2299	2.50-	150316-1	12/03/2015	16/03/2015	07/04/2015	POS	16.2	96.4	<12	40.3	<14	<15	23.7	<24	<14	<10	91.7	<23	<17	35.9	<18	35.8	97.8	309	95.8	140	93.6	16.7
TPE2299	3.50-	150312-105	10/03/2015	12/03/2015	02/04/2015	POS	406	94.4	<12	331	20.4	<15	30.9	<24	<14	32.2	90.9	<23	73.6	586	<18	557	97.1	3130	97.1	1000	90	94.6
TPE2299	3.50-	150316-1	12/03/2015	16/03/2015	07/04/2015	POS	56	93.6	14.7	77.7	<14	19	37.2	<24	<14	<10	90.4	<23	54.3	148	<18	149	95.8	842	96.7	232	92.6	52.9
TPE2300	0.50-	150312-105	10/03/2015	12/03/2015	02/04/2015	POS	236	104	56.6	347	898	749	1510	503	426	1080	97.4	154	1550	334	389	264	103	11000	103	973	101	1510
TPE2300	1.50-	150312-105	10/03/2015	12/03/2015	02/04/2015	POS	196	89.3	<12	213	197	92.5	174	49.8	54.1	135	95.8	<23	336	426	43.6	155	88.2	3020	102	705	88.7	240
TPE2300	2.50-	150312-105	10/03/2015	12/03/2015	02/04/2015	POS	218	90	<12	196	102	33.2	73.2	<24	22	71.9	94.1	<23	164	331	<18	150	89.5	1870	98.3	388	90	117
TPE2300	3.50-	150312-105	10/03/2015	12/03/2015	02/04/2015	POS	406	95.7	<12	379	117	48.8	91.6	26.3	35.5	100	93.7	<23	241	768	25	450	98.1	4230	103	1340	91.8	201
TPE2302	0.50-	150316-1	12/03/2015	16/03/2015	07/04/2015	POS	19.8	99.8	<12	56.8	95.1	54.7	202	72.4	50.8	166	90.8	<23	176	40.8	49.1	149	102	1590	86.8	341	95.6	118
TPE2302	1.50-	150316-1	12/03/2015	16/03/2015	07/04/2015	POS	19.2	92.2	105	295	207	361	538	246	144	174	91.5	70.2	365	27.3	229	132	96.8	3460	96.4	244	96.9	303
TPE2302	2.50-	150316-1	12/03/2015	16/03/2015	08/04/2015	POS	309	96.4	20.9	288	15.9	24.3	34	<24	<14	23.2	94.9	<23	119	610	<18	318	94.1	3010	89.5	1140	93.1	109
TPE2328	0.50-	150316-1	12/03/2015	16/03/2015	08/04/2015	POS	789	93.4	<12	671	253	120	220	52.3	66.2	184	82.7	28.3	512	1320	49.1	524	94.9	7580	86.3	2400	89	390
TPE2328	1.50-	150316-1	12/03/2015	16/03/2015	07/04/2015	POS	34.9	93.5	<12	139	129	82.4	107	30	35	81.3	89.2	<23	201	194	26	73.5	93.6	1790	98.2	482	92.1	173
TPE2328	2.50-	150316-1	12/03/2015	16/03/2015	08/04/2015	POS	359	81.9	<12	247	34.1	17.8	33.4	<24	<14	44	85.4	<23	87.1	587	<18	308	80.8	2910	88.5	1100	81.5	94.2
TPE2329	0.50-	150312-105	10/03/2015	12/03/2015	02/04/2015	POS	392	105	296	744	1100	1100	1860	779	656	947	102	315	1490	805	706	1350	105	15600	103	1310	100	1710
TPE2329	1.50-	150312-105	10/03/2015	12/03/2015	02/04/2015	POS	287	93.4	58.8	295	81.6	45.6	68.2	<24	33.6	69.8	104	<23	173	481	22.1	343	94	2800	118	646	89.8	192
TPE2329	2.50-	150312-105	10/03/2015	12/03/2015	02/04/2015	POS	552	94.2	<12	373	88.5	36.3	69.6	<24	25.1	78.5	93	<23	155	773	<18	444	95.8	4140	100	1390	91	154
TPE2330	0.50-	150312-105	10/03/2015	12/03/2015	02/04/2015	POS	23.7	121	30.3	28.6	47.7	49.1	108	57.8	32.4	76.2	107	<23	76.4	40.2	36.7	366	121	1230	106	190	110	70.6
TPE2330	1.50-	150312-105	10/03/2015	12/03/2015	02/04/2015	POS	346	96.7	<12	329	238	329	468	325	184	280	95.5	102	363	547	271	351	98	5410	104	941	93.5	342
TPE2330	2.50-	150312-105	10/03/2015	12/03/2015	02/04/2015	POS	493	101	<12	397	<14	20.2	37	<24	<14	42.7	99	<23	89.8	592	<18	370	102	3490	106	1330	97.3	121
TPE2331	0.50-	150316-1	12/03/2015	16/03/2015	07/04/2015	POS	145	120	23.4	103	33	23.5	52.6	<24	18.9	40.1	113	<23	184	144	<18	96.7	118	1310	107	230	116	218
TPE2331	1.50-	150316-1	12/03/2015	16/03/2015	07/04/2015	POS	136	91.5	<12	49.4	<14	<15	30.4	<24	<14	12.8	103	<23	76.7	146	<18	293	95.2	1080	99	288	88.4	49.4
TPE2331	2.50-	150316-1	12/03/2015	16/03/2015	08/04/2015	POS	155	90.4	30.8	120	<14	<15	28.1	<24	<14	<10	103	<23	61.7	253	<18	337	93.2	1390	98.3	354	88.5	55.1
TPE2332	0.50-	150316-1	12/03/2015	16/03/2015	07/04/2015	POS	<8	87.2	<12	24.9	55	36.8	101	34.3	25.8	78.7	80.7	<23	96.8	<10	26.1	24.2	87.4	692	91.5	118	84.9	69.9
TPE2332	1.50-	150316-1	12/03/2015	16/03/2015	07/04/2015	POS	130	99.4	43.4	140	59.7	33.3	52.3	<24	17.8	62.7	101	<23	162	293	<18	739	106	2250	92.1	403	98.9	115
TPE2332	2.50-	150316-1	12/03/2015	16/03/2015	07/04/2015	POS	45.9	97.4	<12	61	<14	<15	46.1	<24	<14	<10	92.7	<23	70.2	90.8	<18	157	100	683	93.5	154	93.3	57.7
TPE2356	0.50-	150316-1	12/03/2015	16/03/2015	07/04/2015	POS	22.8	105	<12	35.3	25.4	<15	21.3	<24	<14	26.6	96	<23	39.1	47	<18	59.3	103	420	87	103	102	39.8

Monitor Phase 68

Commercial >1m RBSL

POS >1m RBSL

Sample Desc	Sample Depth	SDG ID.	Date Sampled	Received On	Date Complete		Acenaphthene	Acenaphthene-d10 % recovery**	Acenaphthylene	Anthracene	Benz(a)anthracene	Benzo(a)pyrene	Benzo(b)fluoranthene	Benzo(g,h,i)perylene	Benzo(k)fluoranthene	Chrysene	Chrysene-d12 % recovery**	Dibenzo(a,h)anthracene	Fluoranthene	Fluorene	Indeno(1,2,3-cd)pyrene	Naphthalene	Naphthalene-d8 % recovery**	PAH, Total Detected USEPA 16	Perylene-d12 % recovery**	Phenanthrene	Phenanthrene-d10 % recovery**	Pyrene
							µg/kg	%	µg/kg	µg/kg	µg/kg	µg/kg	µg/kg	µg/kg	µg/kg	µg/kg	%	µg/kg	µg/kg	µg/kg	µg/kg	µg/kg	%	µg/kg	%	µg/kg	%	µg/kg
TPE2356	1.50-	150316-1	12/03/2015	16/03/2015	07/04/2015	POS	26.7	88.3	<12	53	<14	<15	29.6	<24	<14	<10	99.7	<23	45	52.1	<18	59.4	92.5	393	98	91.6	85.4	36.1
TPE2356	2.50-	150316-1	12/03/2015	16/03/2015	08/04/2015	POS	65.3	93.6	22.8	78	<14	<15	30.5	<24	<14	<10	106	<23	32	171	<18	225	97.5	962	102	306	90.6	31.4
TPE2357	0.50-	150316-1	12/03/2015	16/03/2015	07/04/2015	POS	35.1	108	30.6	83.7	77.4	55.7	137	62.1	41.2	101	97	<23	148	80.1	44.3	266	107	1540	89.1	251	103	123
TPE2357	1.50-	150316-1	12/03/2015	16/03/2015	07/04/2015	POS	21.3	89.4	14.5	29.2	<14	<15	27.3	<24	<14	<10	101	<23	24.6	79.5	<18	84.3	92.5	424	100	123	87.1	20.3
TPE2357	2.50-	150316-1	12/03/2015	16/03/2015	08/04/2015	POS	62.7	93.9	<12	58.7	<14	<15	26	<24	<14	<10	105	<23	37.5	126	<18	251	97.4	849	102	252	91.4	34.8
TPE2358	0.50-	150316-1	12/03/2015	16/03/2015	07/04/2015	POS	13.6	101	22	68.2	85.8	50.4	182	45.3	44.4	126	83.5	<23	198	16	40.3	131	101	1420	84.7	252	93.4	143
TPE2358	1.50-	150316-1	12/03/2015	16/03/2015	07/04/2015	POS	<8	108	<12	<16	<14	<15	36	<24	<14	11.7	105	<23	<17	12.6	<18	107	111	315	107	148	105	<15
TPE2358	2.50-	150316-1	12/03/2015	16/03/2015	07/04/2015	POS	29.9	108	44	250	297	176	314	126	106	328	107	43.9	734	244	110	254	112	4480	96.8	941	104	485
TPE2358	3.50-	150316-1	12/03/2015	16/03/2015	07/04/2015	POS	37.9	96.4	27.5	32.4	<14	<15	20.5	<24	<14	<10	110	<23	22.5	141	<18	232	102	639	107	125	94.9	<15
TPE2359	0.50-	150316-1	12/03/2015	16/03/2015	07/04/2015	POS	44.8	108	75.4	224	364	294	748	315	184	519	89.8	105	1010	74.6	254	583	104	6430	80.8	925	99.7	707
TPE2359	1.50-	150316-1	12/03/2015	16/03/2015	07/04/2015	POS	<8	92.4	<12	<16	55.2	73.8	92.5	57.1	31.3	59.8	81.3	<23	71.9	<10	43.3	36.3	90.5	683	83.5	101	90.6	60.3
TPE2359	2.50-	150316-1	12/03/2015	16/03/2015	07/04/2015	POS	12.3	117	<12	21.8	<14	25.6	68.8	<24	<14	14.8	124	<23	61	31	<18	103	122	504	118	116	113	49.2
TPE2359	3.50-	150316-1	12/03/2015	16/03/2015	07/04/2015	POS	27.8	103	<12	31.5	<14	<15	97.2	<24	<14	13.4	102	<23	58.8	79.6	<18	163	105	745	110	232	104	41.5
TPE2393	0.50-	150312-105	10/03/2015	12/03/2015	02/04/2015	POS	233	101	<12	99.2	61.4	48.9	107	35.9	31.8	82.4	104	<23	93.7	327	27.6	598	104	2180	115	362	102	73.5
TPE2393	1.50-	150312-105	10/03/2015	12/03/2015	01/04/2015	POS	73.2	80.3	38.4	60.3	27.3	<15	43.9	<24	<14	49.3	87	<23	50.2	148	<18	371	81.9	1110	94.6	190	79	54
TPE2393	2.50-	150312-105	10/03/2015	12/03/2015	02/04/2015	POS	353	79.6	39	615	1260	1120	1450	686	668	1360	82.3	229	3190	471	581	351	87.7	17600	87.8	3010	76.4	2240
TPE2396	0.40-	150316-1	12/03/2015	16/03/2015	08/04/2015	POS	1120	106	1180	1580	1790	2130	2230	2040	1760	1670	119	1270	1640	1140	1780	2740	110	28200	124	2020	102	2060
TPE2396	1.40-	150316-1	12/03/2015	16/03/2015	08/04/2015	POS	48.5	89.7	23.4	59.8	<14	<15	<15	<24	<14	<10	102	<23	29.2	195	<18	182	93.2	773	103	210	87.4	25.8
TPE2396	2.40-	150316-1	12/03/2015	16/03/2015	08/04/2015	POS	77.9	86.2	25.1	93.3	<14	<15	28.1	<24	<14	<10	104	<23	43.1	330	<18	492	89.8	1460	102	334	85.6	41.1
TPE2397	0.50-	150316-1	12/03/2015	16/03/2015	07/04/2015	POS	36	77.1	43.4	91.4	299	219	423	141	141	285	77.2	54	632	63.2	126	73.6	81.6	3430	76.1	394	79.5	409
TPE2397	1.50-	150316-1	12/03/2015	16/03/2015	07/04/2015	POS	<8	97	39.1	78	267	179	382	130	118	261	90.3	50.6	432	24.2	122	75.3	96.4	2650	90.4	210	93.7	279
TPE2397	2.50-	150316-1	12/03/2015	16/03/2015	07/04/2015	POS	<8	79.6	<12	21	45	35.6	60.9	30.9	19	73.9	72.4	<23	104	<10	<18	13.6	80.2	620	72.7	130	76.1	86
TPE2397	3.50-	150316-1	12/03/2015	16/03/2015	07/04/2015	POS	12.7	80.4	<12	37.9	<14	<15	20.4	<24	<14	25.7	78.8	<23	24.8	41.4	<18	85.6	78.5	513	80.8	240	77.8	24.1
TPE2398	0.50-	150316-1	12/03/2015	16/03/2015	08/04/2015	POS	12.6	80.8	<12	33.8	63.4	58.1	128	65.2	49.6	108	73.2	27.9	163	16.8	52.4	94.2	85.3	1150	70.1	153	74.7	120
TPE2398	1.50-	150316-1	12/03/2015	16/03/2015	07/04/2015	POS	<8	109	<12	<16	<14	<15	40	<24	<14	40.6	95.9	<23	<17	<10	<18	<9	108	148	82.7	67.8	105	<15
TPE2398	2.50-	150316-1	12/03/2015	16/03/2015	07/04/2015	POS	93.1	102	39.8	38.2	<14	<15	35	<24	<14	<10	107	<23	20.1	225	<18	93.7	108	798	115	253	102	<15
TPE2398	3.50-	150316-1	12/03/2015	16/03/2015	08/04/2015	POS	97.7	91.2	16.8	96.4	<14	<15	25.2	<24	<14	<10	89.5	<23	45.4	286	<18	213	93.5	1410	98.7	590	89	40.9
TPE2433	0.50-	150316-1	12/03/2015	16/03/2015	07/04/2015	POS	<8	96.1	<12	21.6	49.9	60	118	67.1	31.2	74.5	90.8	<23	73.3	<10	50.5	23.6	99.1	725	93.2	90.8	93.6	64.7
TPE2433	1.50-	150316-1	12/03/2015	16/03/2015	07/04/2015	POS	<8	90.9	<12	<16	<14	<15	32	<24	<14	<10	84.5	<23	<17	<10	<18	11.3	90.6	<118	89.7	65.7	91.7	<15
TPE2433	2.50-	150316-1	12/03/2015	16/03/2015	07/04/2015	POS	18.8	89.7	21.2	21.4	<14	<15	<15	<24	<14	<10	89.5	<23	<17	63.7	<18	144	93.2	420	79.7	151	88	<15
TPE2433	3.50-	150316-1	12/03/2015	16/03/2015	07/04/2015	POS	51.5	89.2	34.3	51.2	<14	<15	30.2	<24	<14	<10	88.9	<23	50.4	122	<18	102	92.6	752	79.2	262	87.1	49.9
TPE2434	0.50-	150316-1	12/03/2015	16/03/2015	07/04/2015	POS	<8	91.7	<12	25.9	75.6	47.8	133	40.3	32.2	96.8	85.9	<23	121	19.2	31.8	43.5	94.8	908	85	128	88.5	113
TPE2434	1.50-	150316-1	12/03/2015	16/03/2015	08/04/2015	POS	72.2	98.5	<12	<16	<14	<15	29.1	<24	<14	26.7	93.1	<23	24.2	112	<18	86.9	97.7	513	91	143	94.8	20
TPE2434	2.50-	150316-1	12/03/2015	16/03/2015	07/04/2015	POS	17.1	94.3	<12	<16	<14	<15	<15	<24	<14	<10	86.7	<23	<17	26.3	<18	20.2	93.3	<118	78.7	48.6	91.6	<15
TPE2434	3.50-	150316-1	12/03/2015	16/03/2015	07/04/2015	POS	<8	91.1	<12	<16	<14	<15	<15	<24	<14	<10	87.6	<23	<17	15.5	<18	27.3	90.3	<118	92.8	39.8	90.3	<15
TPE2435	0.50-	150316-1	12/03/2015	16/03/2015	07/04/2015	POS	46.5	125	29.2	116	560	579	616	441	267	36.8	120	128	931	<10	361	89.8	124	5480	124	486	121	796
TPE2435	1.50-	150316-1	12/03/2015	16/03/2015	07/04/2015	POS	<8	88.2	<12	<16	<14	<15	<15	<24	<14	<10	83.4	<23	<17	<10	<18	<9	92	<118	84.2	36	88.4	<15
TPE2435	2.50-	150316-1	12/03/2015	16/03/2015	07/04/2015	POS	<8	91	<12	<16	<14	<15	21.5	<24	<14	<10	87.5	<23	<17	<10	<18	<9	94.7	<118	93.4	40.4	90.2	<15
TPE2435	3.50-	150316-1	12/03/2015	16/03/2015	07/04/2015	POS	56.7	115	<12	102	<14	<15	27.7	<24	<14	16.9	111	<23	65.5	188	<18	123	116	992	103	345	109	68.3
TPE2476	0.50-	150312-105	10/03/2015	12/03/2015	08/04/2015	POS	<8	90.7	<12	67.1	147	134	329	138	<14	215	85.2	52.3	271	<10	117	318	92.8	2230	97.9	226	85.8	211
TPE2476	1.50-	150312-105	10/03/2015	12/03/2015	03/04/2015	POS	95.6	78.1	68.9	127	70.4	72.6	133	84.3	54.3	140	83.2	32.1	154	292	58	966	84.5	2800	89.6	265	73.6	182
TPE2476	2.50-	150312-105	10/03/2015	12/03/2015	02/04/2015	POS	71.1	84.3	<12	38.7	25.1	<15	19.5	<24	<14	24.9	94.7	<23	<17	179	<18	354	88.3	898	103	164	84.7	21.9
TPE2478	0.50-	150402-82	31/03/2015	02/04/2015	06/05/2015	POS	142	92.1	42.6	336	107	82.3	170	53.5	<14	88.9	88.9	<23	237	280	44	736	93.1	3480	101	900	93.5	263
TPE2478	1.50-	150402-82	31/03/2015	02/04/2015	06/05/2015	POS	<8	102	<12	<16	<14	20.7	35.5	<24	<14	22.4	101	<23	20.7	<10	<18	18.7	111	196	101	51.2	104	27
TPE2480	0.50-	150316-1	12/03/2015	16/03/2015	07/04/2015	POS	<8	94	<12	<16	34.2	34.2	82.3	<24	17.1	62.3	86	<23	76.1	<10	24.6	12.8	97.1	473	84.9	74.2	90.2	54.8
TPE2480	1.50-	150316-1	12/03/2015	16/03/2015	07/04/2015	POS	<8	99.3	<12	<16	<14	<15	<15	<24	<14	<10	93.2	<23	<17	<10	<18	<9	102	<118	81.9	76.6	96.4	<15
TPE2480	2.50-	150316-1	12/03/2015	16/03/2015	07/04/2015	POS	<8	80	<12	<16	<14	<15	<15	<24	<14	14.9	74.9	<23	<17	<10	<18	<9	80.1	<118	76.8	43.8	77.6	<15
TPE2480	3.50-	150316-1	12/03/2015	16/03/2015	07/04/2015	POS	<8	92.9	<12	<16	<14	<15	21.3	<24	<14	<10	88.2	<23	<17	<10	<18	<9	96.5	<118	87	62.1	89.9	<15
TPE2481	0.50-	150316-1	12/03/2015	16/03/2015	29/04/2015	POS	<8	88.3	<12	<16	46.4	27.8	69	<24	<14	57.8	82.3	<23	57.2	<10	<18	18.9	88.4	407	94.1	79.2	85.8	50.6
TPE2481	1.50-	150316-1	12/03/2015	16/03/2015	07/04/2015	POS	<8	97.8	<12	<16	26.8	24.7	43.5	<24	17.8	37.9	90.9	<23	57.4	<10	<18	18.8	101	358	80	86.9	95.2	44.7
TPE2481	2.50-	150316-1	12/03/2015	16/03/2015	07/04/2015	POS	<8	97.3	<12	<16	<14	<15	<15	<24	<14	<10	90.8	<23	<17	<10	<18	<9	101	<118	85.7	55.7	93.8	<15
TPE2481	3.50-	150316-1	12/03/2015	16/03/2015	07/04/2015	POS	<8	95.7	<12	<16	<14	<15	17.9	<24	<14	<10	89.7	<23	<17	<10	<18	<9	99.2	<118	85.6	60.3	92.2	<15
TPE2482	0.50-	150316-1	12/03/2015	16/03/2015	07/04/2015	POS	<40	101	<60	<80	<70	116	168	<120	<70	73.9	94.8	<115	159	<50	<90	118	100	988	93.2	182	96.7	171
TPE2482	1.50-	150316-1	12/03/2015	16/03/2015	08/04/2015	POS	242	92.7	35.9	142	27.6	39.7	43.5	35.1	15.7	29.3	86.6	<23	50.7	887	25.8	1090	89.8	3120	96	385	90.6	70.5
TPE2482	2.50-	150316-1	12/03/2015	16/03/2015	08/04/2015	POS	121	90	14.5	172	<14	<15	30.9	<24	<14	<10	88.3	<23	33.6	512	<18	358	93.8	1870	98.4	595	88.5	37.9
TPE2503	0.50-	150402-82	31/03/2015	02/04/2015	06/05/2015	POS	<8	82.5	<12	245	439	523	837	437	267	572	72.9	<23	689	<10	365	39.5	88	5240	78.5	240	79.4	585
TPE2503	1.50-	150402-82	31/03/2015	02/04/2015	06/05/2015	POS	<8	97.1	<12	372	<14	<15	33.4	<24	<14	41	91.4	<23	<17	326	<18	26.1	97.1	1390	92.5	592	97	<15
TPE2503	2.50-	150402-82	31/03/2015	02/04/2015	06/05/2015	POS	<8	88.5	<12	<16	<14	<15	80.2	<24	<14	106	82.9	<23	<17	<10	<18	20	89.5	455	82.1	250	89	<15
TPE2519	0.50-	150316-1	12/03/2015	16/03/2015	07/04/2015	POS	<8	83.8	33.5	73.7	152	126	288	96	95.2	207	91.5	26.8	254	32.1	73.5	84.9	85.8	1940	90.7	176	80.2	217
TPE2519	1.50-	150316-1	12/03/2015	16/03/2015	07/04/2015	POS	10.1	94.1	<12	33.6	74.5	79.1	99.6	58.4	38.5	95	87.6	<23	159	<10	46.7	18.6	93.9	1030	92.5	188	92.7	132
TPE2519	2.50-	150316-1	12/03/2015	16/03/2015	08/04/2015	POS	<8	93.1	<12	<16	<14	<15	<15	<24	<14	<10	88.3	<23	<17	<10	<18	50.5	96.7	<118	87.9	21.3	89.5	<15
TPE2520	0.50-	150402-82	31/03/2015	02/04/2015	06/05/2015	POS	13.8	113	<12	30.6	66.1	52	114	43.2	27.7	79.4	111	<23	83.6	36.6	34.3	70.2	110	872	116	145	115	76.5
TPE2520	1.50-	150402-82	31/03/2015	02/04/2015	06/05/2015	POS	<8	102	<12	<16	<14	<15	<15	<24	<14	17.5	94.4	<23	<17	<10	<18	79.1	113	138	92.9	41.9	103	<15
TPE2520	2.50-	150402-82	31/03/2015	02/04/2015	06/05/2015	POS	<8	101	<12	<16	<14	<15	28.3	<24	<14	19.6	89.3	<23	<17	<10	<18	21.6	99.7	123	94.4	53.1	102	<15
TPE2563	0.50-	150319-95	13/03/2015	19/03/2015	09/04/2015	POS	275	111	<12	204	122	105	149	59.9	44.8	292	113	30.2	273	518	52.1	344	111	3560	125	663	108	425
TPE2563	1.50-	150319-95	13/03/2015	19/03/2015	08/04/2015	POS	203	84.2	<12	127	101	78.1	97.3	<24	<14	161	89.9	<23	100	334	23.1	250	82.7	2090	98.7	421	82.4	193
TPE2563	2.50-	150319-95	13/03/2015	19/03/2015	09/04/2015	POS	668	110	96	521	327	442	741	248	205	357	121	109	549	1050	252	1320	100	9020	122	1410	112	723
TPE2566	0.50-	150316-1	12/03/2015	16/03/2015	07/04/2015	POS	<8	98.1	<12	<16	<14	<15	34.5	<24	<14	26.9	89.4	<23	26.9	<10	<18	<9	101	159	87.1	50.1	94	20.4
TPE2566	1.50-	150316-1	12/03/2015	16/03/2015	07/04/2015	POS	<8	93.6	<12	<16	<14	<15	<15	<24	<14	<10	85.6	<23	<17	<10	<18	<9	94.1	<118	85.3	32.7	90	<15
TPE2566	2.50-	150316-1	12/03/2015	16/03/2015	07/04/2015	POS	<8	99.4	<12	<16	<14	<15	<15	<24	<14	11.8	90	<23	<17	<10	<18	10.4	99.7	<118	88	40.5	96	<15
TPE2566	3.50-	150316-1	12/03/2015	16/03/2015	07/04/2015	POS	<8	93.5	<12	<16	<14	<15	25.5	<24	<14	22.7	86.1	<23	34.9	<10	<18	<9	93.3	173	84	62.7	90.9	27.6
TPE2567	0.50-	150312-105	10/03/2015	12/03/2015	02/04/2015	POS	19.5	89.1	31.7	91.3	156	108	198	68.9	77.9	225	85.8	26.5	342	36.3	54.3	132	91.9	2220	81.7	356	86.6	291
TPE2567	1.50-	150312-105	10/03/2015	12/03/2015	01/04/2015	POS	<8	91.4	<12	<16	16.8	<15	<15	<24	<14	11.9	89.3	<23	<17	<10	<18	<9	92.8	<118	96	22.6	87.4	<15
TPE2567	2.50-	150312-105	10/03/2015	12/03/2015	01/04/2015	POS	<8	96.4	<12	<16	<14	<15	<15	<24	<14	<10	96.2	<23	<17	<10	<18	<9	97.2	<118	107	19.4	92.6	<15
TPE2567	3.50-	150312-105	10/03/2015	12/03/2015	01/04/2015	POS	<8	102	<12	<16	<14	<15	<15	<24	<14	14.2	97.6	<23	<17	<10	<18	21.1	97.5	<118	114	60.3	101	<15
TPE2606	0.50-	150316-1	12/03/2015	16/03/2015	07/04/2015	POS	192	92.5	<12	124	<14	<15	44.9	<24	<14	32.9	84.8	<23	72.2	299	<18	312	95.2	1610	90.1	432	88.5	98.2
TPE2606	1.50-	150316-1	12/03/2015	16/03/2015	07/04/2015	POS	190	93.4	<12	146	31.2	23.5	55.1	<24	<14	39.6	87.4	<23	90.2	293	<18	163	94.7	1590	94.8	438	89.2	122
TPE2606	2.50-	150316-1	12/03/2015	16/03/2015	08/04/2015	POS	103	88.3	30.8	137	<14	<15	25.8	<24	<14	<10	99.3	<23	30.8	224	<18	230	91.3	1220	102	402	84.6	32.1
TPE2607	0.50-	150316-1	12/03/2015	16/03/2015	07/04/2015	POS	<8	82.3	<12	<16	<14	<15	<15	<24	<14	<10	91.2	<23	<17	<10	<18	<9	81.9	<118	89	28.6	80.4	<15
TPE2607	1.50-	150316-1	12/03/2015	16/03/2015	07/04/2015	POS	<8	96.8	<12	23.3	65.4	53.1	110	41.3	35.6	66.1	91	<23	91.2	<10	35.3	20.8	96.9	685	91.1	60.6	93.5	82
TPE2607	2.50-	150316-1	12/03/2015	16/03/2015	07/04/2015	POS	<8	93.6	<12	<16	<14	<15	<15	<24	<14	<10	83.7	<23	<17	<10	<18	<9	92.4	<118	76.5	33.1	90.6	<15
TPE2607	3.50-	150316-1	12/03/2015	16/03/2015	07/04/2015	POS	<8	93.2	<12	<16	<14	<15	<15	<24	<14	<10	84	<23	<17	<10	<18	<9	93	<118	81.5	<15	90	<15
TPE2656	0.50-	150316-1	12/03/2015	16/03/2015	07/04/2015	POS	<8	87.4	<12	<16	<14	<15	<15	<24	<14	14.4	80.5	<23	<17	<10	<18	<9	88.6	<118	93.8	36	85.8	<15
TPE2656	1.50-	150316-1	12/03/2015	16/03/2015	07/04/2015	POS	<8	94.9	<12	<16	<14	<15	20.9	<24	<14	<10	102	<23	<17	<10	<18	<9	97.3	<118	98.7	49.7	92.6	<15
TPE2656	2.50-	150316-1	12/03/2015	16/03/2015	07/04/2015	POS	<8	87.6	<12	<16	<14	<15	<15	<24	<14	<10	91.5	<23	<17	<10	<18	<9	90.8	<118	86.6	<15	84.4	<15
TPE2656	3.50-	150316-1	12/03/2015	16/03/2015	07/04/2015	POS	156	92.5	39.3	163	<14	<15	<15	<24	<14	<10	89.9	<23	20	1170	<18	1410	96.9	3700	83.4	725	90.5	24.4
TPE2760	0.50-	150319-95	13/03/2015	19/03/2015	09/04/2015	POS	<8	96.2	<12	<16	25.3	<15	76.7	40.7	<14	81.5	88	<23	22.6	40.4	20.3	104	98.2	614	85.9	179	93.9	24.2
TPE2763	0.50-	150319-95	13/03/2015	19/03/2015	09/04/2015	POS	44.1	122	36.7	154	465	438	740	322	221	500	107	108	821	44.9	278	216	119	5790	99.4	736	110	668
TPE2763	1.50-	150319-95	13/03/2015	19/03/2015	08/04/2015	POS	<8	81	<12	<16	<14	<15	<15	<24	<14	13.2	76.1	<23	<17	<10	<18	<9	80.8	<118	80.4	19.6	78.9	<15
TPE2763	2.50-	150319-95	13/03/2015	19/03/2015	08/04/2015	POS	<8	81.1	<12	<16	<14	<15	24.3	<24	<14	27.8	77.3	<23	<17	<10	<18	<9	80.6	<118	82.6	51.6	79	<15
TPE2810	0.50-	150319-95	13/03/2015	19/03/2015	09/04/2015	POS	<8	104	<12	<16	40.4	31.9	47.2	43.8	24.6	37	105	<23	40.3	<10	30.9	11.1	104	381	120	44.9	102	29.2
TPE2810	1.50-	150319-95	13/03/2015	19/03/2015	08/04/2015	POS	43.7	88.1	20.3	140	<14	<15	17.1	<24	<14	<10	74.3	<23	25.9	450	<18	33	89.9	948	75.3	188	83.4	30.4
TPE2810	2.50-	150319-95	13/03/2015	19/03/2015	09/04/2015	POS	28.5	96.8	<12	96.4	<14	<15	<15	<24	<14	<10	81.8	<23	<17	395	<18	26.7	94.3	926	79.2	361	91	18
TPE2814	0.50-	150319-95	13/03/2015	19/03/2015	09/04/2015	POS	<8	103	<12	<16	19.2	<15	28.5	<24	<14	39.6	94.5	<23	20.8	<10	<18	<9	102	198	98.2	90	99.8	<15
TPE2814	1.50-	150319-95	13/03/2015	19/03/2015	08/04/2015	POS	<8	88.6	<12	30	108	49.2	121	35.1	39.9	121	83.6	<23	241	<10	33	<9	91.6	1050	81.1	126	86.5	150
TPE2814	2.50-	150319-95	13/03/2015	19/03/2015	08/04/2015	POS	<8	83.9	<12	<16	42.6	30.7	92.4	<24	<14	158	82.4	<23	41.3	<10	<18	16.1	83.4	520	88.4	82.9	81.4	55.9
TPE2814	3.50-	150319-95	13/03/2015	19/03/2015	08/04/2015	POS	<8	76.5	<12	<16	<14	<15	<15	<24	<14	12.5	71.6	<23	<17	<10	<18	<9	77.6	<118	77	24.6	73.6	<15
TPE2814	4.50-	150319-95	13/03/2015	19/03/2015	08/04/2015	POS	<8	79.1	<12	<16	<14	<15	<15	<24	<14	<10	80.2	<23	<17	<10	<18	<9	79.9	<118	85.9	<15	76.8	<15
TPE2856	0.50-	150326-98	25/03/2015	26/03/2015	23/04/2015	POS	47.2	98.6	<12	29.5	43.7	58.2	61.8	51	35.9	55.4	93.8	27.3	42.2	113	35.9	267	99.5	1030	103	63.7	94.4	96
TPE2856	1.50-	150326-98	25/03/2015	26/03/2015	23/04/2015	POS	13.1	93.7	<12	42.5	<14	28.8	57.9	32.5	18	33.8	101	<23	40	45	24.2	246	94.8	708	104	59.8	94.2	65.9
TPE2856	2.50-	150326-98	25/03/2015	26/03/2015	23/04/2015	POS	29	92.5	<12	86	<14	<15	<15	<24	<14	<10	104	<23	<17	175	<18	81.9	94.4	484	105	112	94.6	<15
TPE2856	3.50-	150326-98	25/03/2015	26/03/2015	23/04/2015	POS	32.8	94.3	<12	69	<14	<15	<15	<24	<14	<10	91.9	<23	21.2	156	<18	106	99.4	533	99.3	108	92.3	40.1

Monitor Phase 68

Commercial >1m RBSL

POS >1m RBSL

Sample Desc	Sample Depth	SDG ID.	Date Sampled	Received On	Date Complete		Acenaphthene	Acenaphthene-d10 % recovery**	Acenaphthylene	Anthracene	Benz(a)anthracene	Benzo(a)pyrene	Benzo(b)fluoranthene	Benzo(g,h,i)perylene	Benzo(k)fluoranthene	Chrysene	Chrysene-d12 % recovery**	Dibenzo(a,h)anthracene	Fluoranthene	Fluorene	Indeno(1,2,3-cd)pyrene	Naphthalene	Naphthalene-d8 % recovery**	PAH, Total Detected USEPA 16	Perylene-d12 % recovery**	Phenanthrene	Phenanthrene-d10 % recovery**	Pyrene
							µg/kg	%	µg/kg	µg/kg	µg/kg	µg/kg	µg/kg	µg/kg	µg/kg	µg/kg	%	µg/kg	µg/kg	µg/kg	µg/kg	µg/kg	%	µg/kg	%	µg/kg	%	µg/kg
TPE2936	0.50-	150312-105	10/03/2015	12/03/2015	08/04/2015	POS	<40	97.2	<60	138	209	290	432	300	195	244	98.7	<115	372	85	199	357	101	3660	103	381	95.4	461
TPE2936	1.50-	150312-105	10/03/2015	12/03/2015	02/04/2015	POS	1020	99.6	<12	432	<14	<15	<15	<24	<14	<10	93.1	<23	<17	1310	<18	268	94.8	4360	105	1340	92.7	<15
TPE2936	2.50-	150312-105	10/03/2015	12/03/2015	02/04/2015	POS	9.99	93.1	<12	29.9	<14	<15	<15	<24	<14	<10	97.5	<23	<17	66.8	<18	17.9	93.7	206	110	81.5	88.9	<15
TPE2936	3.50-	150312-105	10/03/2015	12/03/2015	02/04/2015	POS	115	92.6	<12	<16	<14	<15	<15	<24	<14	<10	94.3	<23	<17	365	<18	698	93.6	1350	105	170	88.9	<15
TPE2974	0.50-	150319-95	13/03/2015	19/03/2015	09/04/2015	POS	19.1	94.3	<12	62.2	1280	1300	1820	786	589	1120	103	272	1230	20.4	697	201	96.5	10700	102	354	90.8	912
TPE2974	1.50-	150319-95	13/03/2015	19/03/2015	08/04/2015	POS	494	92.9	369	31.5	<14	<15	<15	<24	<14	12.6	81	<23	<17	1160	<18	33500	97.7	36000	82.1	397	87.9	<15
TPE2974	2.50-	150319-95	13/03/2015	19/03/2015	08/04/2015	POS	265	98	54.8	30.8	<14	<15	<15	<24	<14	<10	99	<23	<17	924	<18	27400	98	29000	97	384	95.9	<15
TPE2974	3.50-	150319-95	13/03/2015	19/03/2015	08/04/2015	POS	134	99.8	<12	17.8	<14	<15	16.8	<24	<14	15	96.9	<23	<17	457	<18	2780	98.1	3650	95.5	231	101	<15
TPE3018	0.50-	150319-95	13/03/2015	19/03/2015	09/04/2015	POS	<8	93.7	<12	<16	<14	<15	31.4	<24	<14	<10	98.5	<23	<17	<10	<18	19.3	96.1	<118	96.5	52.8	90.7	<15
TPE3018	1.50-	150319-95	13/03/2015	19/03/2015	08/04/2015	POS	<8	95.4	<12	<16	<14	<15	<15	<24	<14	<10	99.7	<23	<17	<10	<18	29.5	98.2	<118	99.7	40.3	94.3	<15
TPE3018	2.50-	150319-95	13/03/2015	19/03/2015	08/04/2015	POS	<8	96.8	<12	<16	<14	<15	<15	<24	<14	<10	99.8	<23	<17	<10	<18	18.8	102	<118	98.1	41.8	95.5	<15
TPE3018	3.50-	150319-95	13/03/2015	19/03/2015	08/04/2015	POS	35	95.4	<12	90.4	<14	<15	<15	<24	<14	<10	93.6	<23	<17	83.8	<18	49.9	95.9	388	98.3	129	96	<15
TPE3100	0.50-	150319-95	13/03/2015	19/03/2015	09/04/2015	POS	<8	78.2	<12	<16	<14	<15	19.4	<24	<14	<10	73.5	<23	<17	<10	<18	<9	80.6	<118	71.2	<15	80.3	<15
TPE3100	1.50-	150319-95	13/03/2015	19/03/2015	08/04/2015	POS	<8	82.4	<12	<16	<14	<15	<15	<24	<14	<10	85.2	<23	<17	<10	<18	<9	82.3	<118	89	<15	81.6	25.6
TPE3146	0.50-	150319-95	13/03/2015	19/03/2015	09/04/2015	POS	<8	97.2	<12	<16	<14	<15	29.6	<24	<14	<10	88.9	<23	27.8	<10	<18	<9	96	126	81.8	47.8	93.5	21.1
TPE3146	1.50-	150319-95	13/03/2015	19/03/2015	08/04/2015	POS	<8	93.6	<12	<16	<14	<15	22.5	<24	<14	<10	84.9	<23	<17	<10	<18	<9	93.7	<118	78.3	42.7	90.7	<15
TPE3148	0.50-	150311-94	06/03/2015	11/03/2015	07/04/2015	POS	<8	109	<12	<16	<14	<15	19.3	<24	<14	19.5	98.8	<23	<17	<10	<18	25.3	113	<118	90.9	42.1	105	<15
TPE3148	1.80-	150311-94	06/03/2015	11/03/2015	02/04/2015	POS	<8	93.6	<12	<16	<14	<15	16.6	<24	<14	12.4	85.1	<23	<17	<10	<18	22.6	94.4	<118	83.9	27.7	90.4	<15
TPE3148	2.10-	150311-94	06/03/2015	11/03/2015	02/04/2015	POS	<8	97.1	<12	<16	<14	<15	<15	<24	<14	<10	88.8	<23	<17	<10	<18	34.3	99.6	<118	87.7	26.2	94.1	<15
TPE3148	3.10-	150311-94	06/03/2015	11/03/2015	03/04/2015	POS	<8	93.6	<12	<16	18.4	<15	19.6	<24	<14	<10	85.4	<23	<17	<10	<18	35.4	95	<118	84.3	37.5	90.5	<15
TPE3196	0.50-	150319-95	13/03/2015	19/03/2015	09/04/2015	POS	10.2	113	24.8	50.4	76.5	89.7	173	130	42	80.1	88.2	38.1	179	20.9	68.5	135	112	1480	77.1	217	102	143
TPE3196	1.50-	150319-95	13/03/2015	19/03/2015	08/04/2015	POS	<8	96.5	<12	<16	<14	<15	<15	<24	<14	<10	88.5	<23	<17	<10	<18	<9	94.8	<118	81.8	25.6	93.8	<15
TPE3196	2.50-	150319-95	13/03/2015	19/03/2015	08/04/2015	POS	<8	102	<12	24.3	37	38.6	68.1	40.7	24	23	88.6	<23	76.8	<10	28.1	23.9	100	558	79.3	100	95.5	72.8
TPE3244	0.50-	150407-35	20/03/2015	07/04/2015	07/05/2015	POS	56.2	98.3	35.1	135	494	412	561	251	170	489	89.7	79.4	719	46.1	172	445	98.8	5940	90.4	682	98.5	1190
TPE3244	1.50-	150407-35	20/03/2015	07/04/2015	07/05/2015	POS	32.7	112	37.1	165	532	419	715	320	251	476	112	111	809	<10	222	462	112	6110	117	555	112	1000
TPE3244	2.50-	150407-35	20/03/2015	07/04/2015	07/05/2015	POS	<8	103	<12	30.9	32	32.7	75.8	38.7	<14	62	92.1	<23	59.3	<10	<18	152	105	818	92.9	176	101	159
TPE3299	0.50-	150311-94	06/03/2015	11/03/2015	03/04/2015	POS	<8	101	<12	<16	<14	29.6	77.2	35.8	20.8	51.6	94	<23	54.5	<10	28.7	28.2	104	457	91	83.9	98.7	47
TPE3299	1.50-	150311-94	06/03/2015	11/03/2015	04/04/2015	POS	27.5	88.1	<12	43.4	<14	<15	30.9	<24	<14	29.4	87.8	<23	<17	75.2	<18	20.1	89.2	300	99.1	73.4	87.8	<15
TPE3299	2.50-	150311-94	06/03/2015	11/03/2015	04/04/2015	POS	16.2	86	<12	22.3	15.4	<15	<15	<24	<14	18.3	87.2	<23	<17	71.4	<18	15.2	87.1	258	89.3	98.8	82.8	<15
TPE3301	0.50-	150311-94	06/03/2015	11/03/2015	03/04/2015	POS	<8	101	<12	<16	<14	17.3	48	<24	20.3	35	91.3	<23	34.1	<10	<18	<9	101	212	80.2	34.1	98	23.3
TPE3301	1.50-	150311-94	06/03/2015	11/03/2015	03/04/2015	POS	<8	85.3	<12	<16	<14	<15	22.3	<24	<14	25.3	88.2	<23	<17	<10	<18	<9	85.7	<118	94	40.5	83.5	<15
TPE3301	2.50-	150311-94	06/03/2015	11/03/2015	03/04/2015	POS	<8	92.8	<12	<16	<14	<15	21	<24	<14	19.9	86.2	<23	<17	<10	<18	<9	93.7	<118	86.3	31.3	90.5	<15
TPE3301	3.50-	150311-94	06/03/2015	11/03/2015	04/04/2015	POS	19.2	83.6	<12	<16	<14	<15	<15	<24	<14	<10	86	<23	<17	<10	<18	13.6	84.7	<118	91.5	28.2	81.9	<15
TPE3310	0.50-	150407-35	20/03/2015	07/04/2015	07/05/2015	POS	21	90.2	<12	44.1	276	225	508	156	157	442	76.7	64.4	667	22.8	138	126	92.7	3680	73.3	398	90.2	440
TPE3310	1.50-	150407-35	20/03/2015	07/04/2015	07/05/2015	POS	56.2	118	<12	95.8	542	427	747	234	252	512	115	111	994	59.7	249	15	117	5610	122	671	120	645
TPE3310	2.50-	150407-35	20/03/2015	07/04/2015	07/05/2015	POS	<8	99.4	<12	<16	41.7	52.6	85.6	58.1	28.4	65.5	95.7	<23	68.2	<10	44.3	<9	101	561	97.9	62.5	100	54.1
TPE3375	0.50-	150407-35	20/03/2015	07/04/2015	07/05/2015	POS	57.5	93	<60	164	842	787	1440	645	485	814	79	224	1160	69.4	497	134	94	8850	82.7	590	91	942
TPE3375	1.50-	150407-35	20/03/2015	07/04/2015	07/05/2015	POS	47.3	89.5	<12	50.8	139	110	226	79.8	74.3	172	81.5	30.5	200	29.1	67.3	30.2	90.6	1520	85.2	111	91.7	149
TPE3375	2.50-	150407-35	20/03/2015	07/04/2015	07/05/2015	POS	103	98.8	<12	95.9	80.5	59.1	112	39.8	29.4	90.1	96.9	<23	151	111	33.4	61.3	98.9	1280	103	194	103	121
TPE3463	0.50-	150407-35	20/03/2015	07/04/2015	07/05/2015	Commercial	86.9	132	451	520	2510	2690	4100	2100	1410	3240	132	834	2830	262	1820	571	126	27700	137	1660	135	2600
TPE3463	1.50-	150407-35	20/03/2015	07/04/2015	07/05/2015	Commercial	13.9	99	15	24.6	86.1	90.8	115	88.4	54.5	173	102	32.8	107	19.8	58.2	13.1	100	1120	110	110	101	113
TPE3463	2.50-	150407-35	20/03/2015	07/04/2015	07/05/2015	Commercial	<8	92.2	<12	35.4	136	137	276	143	72.7	105	90.7	48.7	126	23.8	95.9	24.9	93.8	1470	95.9	78.5	93.8	164
TPE3464	0.50-	150309-45	05/03/2015	09/03/2015	02/04/2015	POS	1810	96.8	<12	<16	<14	<15	<15	<24	<14	<10	99.1	<23	<17	118	<18	330	101	2300	116	34.2	95.8	<15
TPE3464	1.50-	150309-45	05/03/2015	09/03/2015	02/04/2015	POS	1780	103	<12	135	<14	<15	29.7	<24	<14	30.5	107	<23	57.7	520	<18	307	102	3340	123	416	99.3	63
TPE3464	2.50-	150309-45	05/03/2015	09/03/2015	01/04/2015	POS	117	100	<12	24.3	<14	105	42.9	<24	<14	37.3	105	<23	21.2	106	<18	58.2	97.4	659	122	147	97	<15
TPE3464	3.50-	150309-45	05/03/2015	09/03/2015	01/04/2015	POS	1490	103	19.8	87	<14	<15	38.7	<24	<14	11.7	101	<23	84.7	504	<18	296	102	2900	114	305	98.9	60.2
TPE3481	0.50-	150407-35	20/03/2015	07/04/2015	07/05/2015	POS	93.1	99.3	33.3	84.7	386	445	716	391	193	388	97.9	108	518	47.4	295	113	101	4480	104	239	103	434
TPE3481	1.50-	150407-35	20/03/2015	07/04/2015	07/05/2015	POS	11200	106	<12	848	257	130	222	52.4	67.3	344	105	<23	923	3750	45	700	102	21400	112	2040	107	803
TPE3481	2.50-	150407-35	20/03/2015	07/04/2015	06/05/2015	POS	8600	121	<12	572	371	303	479	237	143	401	121	65.1	973	2690	187	751	116	17700	125	1150	123	755
TPE3481	3.50-	150407-35	20/03/2015	07/04/2015	06/05/2015	POS	7150	89.8	<12	425	338	296	496	256	164	381	89.1	66.6	867	2090	190	696	91.1	15000	94.2	854	90.8	713
TPE3481	4.50-	150407-35	20/03/2015	07/04/2015	07/05/2015	POS	768	89	28.5	83.3	73.9	56.1	93.5	35.2	27.8	79.8	89.3	<23	163	161	27.9	156	89.8	2050	92.5	126	91.5	172
TPE3483	0.50-	150309-45	05/03/2015	09/03/2015	02/04/2015	POS	56.2	96.5	<12	83.9	<14	<15	23.5	<24	<14	36.2	98.9	<23	<17	294	<18	144	97.7	1150	108	513	95.9	<15
TPE3483	1.50-	150309-45	05/03/2015	09/03/2015	02/04/2015	POS	41500	94.8	714	1750	273	84.6	135	<120	<70	235	90	<115	1710	13300	<90	145000	92.4	213000	95.3	6650	90.7	1140
TPE3483	2.50-	150309-45	05/03/2015	09/03/2015	31/03/2015	POS	58800	102	538	2550	417	112	203	32.6	68.6	341	109	<23	2450	18500	32.3	293000	101	388000	124	9130	100	1660
TPE3483	3.50-	150309-45	05/03/2015	09/03/2015	02/04/2015	POS	2800	104	71.5	125	<14	<15	25.1	<24	<14	30.2	105	<23	109	939	<18	7030	103	11700	120	546	101	72.3
TPE3484	0.50-	150309-45	05/03/2015	09/03/2015	02/04/2015	Commercial	306	90	<12	53.2	<14	<15	<15	<24	<14	22.7	81.4	<23	65.6	211	<18	256	91.9	1210	88.3	256	87.8	41.3
TPE3484	1.50-	150309-45	05/03/2015	09/03/2015	01/04/2015	Commercial	66200	87.2	1360	2760	392	135	221	39.2	87.5	374	106	<23	2560	19300	37.7	321000	86.8	425000	125	8920	87.1	1830
TPE3484	2.50-	150309-45	05/03/2015	09/03/2015	01/04/2015	Commercial	47600	100	321	1880	309	98	118	<24	40.4	216	103	<23	1770	15000	23.6	117000	97.5	192000	118	6900	96.4	1180
TPE3484	3.50-	150309-45	05/03/2015	09/03/2015	01/04/2015	Commercial	26200	94.1	395	567	65.3	23.2	48.6	<24	16.7	79.8	106	<23	387	7210	<18	171000	103	208000	123	2450	93.1	279
TPE3484	4.50-	150309-45	05/03/2015	09/03/2015	01/04/2015	Commercial	2410	100	54.9	331	73.5	18.6	33.3	<24	<14	44.8	103	<23	294	1130	<18	194	99.8	5770	117	965	97.9	217
TPE3486	0.50-	150407-35	20/03/2015	07/04/2015	07/05/2015	Commercial	180	108	133	421	3470	3630	4830	2770	2020	3400	109	976	3750	183	2440	336	109	32800	115	1190	110	3080
TPE3557	0.50-	150309-45	05/03/2015	09/03/2015	02/04/2015	Commercial	140	93.6	<12	28.6	<14	<15	<15	<24	<14	12.9	91.8	<23	36.5	65.6	<18	119	94.1	504	108	73.4	91.3	27.8
TPE3557	1.50-	150309-45	05/03/2015	09/03/2015	02/04/2015	Commercial	47.2	92.9	<12	<16	<14	<15	<15	<24	<14	<10	91.2	<23	<17	28.6	<18	<9	95.3	<118	106	33.2	90.3	<15
TPE3557	2.50-	150309-45	05/03/2015	09/03/2015	01/04/2015	Commercial	1330	104	<12	160	<14	<15	22.4	<24	<14	27.3	104	<23	78.5	707	<18	466	101	3580	119	719	101	70.8
TPE3558	0.50-	150311-94	06/03/2015	11/03/2015	03/04/2015	Commercial	225	87.8	26.5	69.5	68.5	60.2	89.9	45.9	29.8	63.3	87.3	<23	109	135	35.1	69.8	86.3	1180	102	54	87.3	98.3
TPE3558	1.50-	150311-94	06/03/2015	11/03/2015	06/04/2015	Commercial	1170	83.3	57.7	139	26.6	<15	20.7	<24	<14	23.9	88.6	<23	115	546	<18	543	84.7	3160	94.6	403	81.8	118
TPE3558	2.50-	150311-94	06/03/2015	11/03/2015	07/04/2015	Commercial	321	92	14.3	49.8	<14	<15	<15	<24	<14	23.9	89.4	<23	37.7	144	<18	186	91.6	987	105	175	91.2	35.4
TPE3558	3.50-	150311-94	06/03/2015	11/03/2015	03/04/2015	Commercial	300	83.1	<12	28.6	16.3	<15	<15	<24	<14	<10	85.6	<23	<17	128	<18	53.4	84.6	633	89.7	88.1	81.3	18.7
TPE3559	0.50-	150407-35	20/03/2015	07/04/2015	07/05/2015	Commercial	5490	91.9	<12	551	285	171	283	98.1	95.7	237	93.5	32.4	918	1650	79.8	486	92.2	11500	98.9	461	93.6	653
TPE3559	1.50-	150407-35	20/03/2015	07/04/2015	06/05/2015	Commercial	312	89.1	<12	33.9	<14	<15	30.3	<24	<14	<10	80.7	<23	35	123	<18	148	89.5	870	81.2	163	90.3	24.3
TPE3559	2.50-	150407-35	20/03/2015	07/04/2015	05/05/2015	Commercial	472	94.3	<12	52.6	16.6	<15	37.3	<24	<14	50.6	94.3	<23	70.8	213	<18	169	95	1340	102	218	95.2	44.3
TPE3559	3.50-	150407-35	20/03/2015	07/04/2015	06/05/2015	Commercial	12.1	90.7	<12	<16	<14	<15	<15	<24	<14	<10	79.7	<23	<17	<10	<18	<9	92.7	<118	80.7	19.7	89.7	<15
TPE3559	4.50-	150407-35	20/03/2015	07/04/2015	02/05/2015	Commercial	<8	82.1	<12	<16	<14	<15	<15	<24	<14	<10	81.4	<23	<17	<10	<18	<9	86	<118	87.2	<15	80.8	<15
TPE3560	0.50-	150326-98	25/03/2015	26/03/2015	24/04/2015	POS	6650	98.3	321	425	289	271	329	200	168	385	98.7	70.1	824	1890	164	711	97.7	14300	106	826	96.3	801
TPE3560	0.50-	150407-35	20/03/2015	07/04/2015	07/05/2015	POS	50.1	92	28	105	672	666	1050	463	291	566	91	148	840	41.8	376	149	92.7	6530	99.5	350	93.5	730
TPE3560	1.50-	150326-98	25/03/2015	26/03/2015	23/04/2015	POS	18400	131	682	5370	1500	620	833	388	363	1590	138	<115	11100	7290	259	5750	132	78600	134	16000	132	8450
TPE3560	1.50-	150407-35	20/03/2015	07/04/2015	06/05/2015	POS	<8	83.4	<12	<16	44.4	36.9	77.9	33.5	22.8	45.5	80.3	<23	49.7	<10	24	12.5	86.6	442	82.4	51.4	84.8	43
TPE3560	2.50-	150407-35	20/03/2015	07/04/2015	07/05/2015	POS	3640	91	92.6	262	89.8	38.8	72.8	<24	28.6	97	96	<23	263	934	<18	193	90.5	6470	106	501	92.2	254
TPE3560	3.50-	150407-35	20/03/2015	07/04/2015	07/05/2015	POS	1460	91.9	48	181	52.6	<15	89.8	<24	<14	113	101	<23	166	578	<18	156	91.4	3660	110	633	93.5	179
TPE3560	4.50-	150407-35	20/03/2015	07/04/2015	07/05/2015	POS	127	88.7	<12	18.1	<14	<15	38.6	<24	<14	40.6	89.9	<23	29.5	43.6	<18	<9	90.1	410	95.1	86.8	89.6	25.9
TPE3561	0.50-	150326-98	25/03/2015	26/03/2015	24/04/2015	POS	475	93.6	117	487	1590	2010	2230	1480	977	1910	88.6	515	2550	454	1170	497	93.3	20200	90.1	1490	90.4	2230
TPE3561	1.50-	150326-98	25/03/2015	26/03/2015	23/04/2015	POS	<8	82.9	<12	68.3	37.2	36.9	48.4	35.6	23.2	77.6	89.5	<23	60.2	<10	<18	43.3	83.1	541	90.9	<15	83.7	111
TPE3568	0.50-	150312-105	10/03/2015	12/03/2015	02/04/2015	POS	<8	98.3	<12	<16	<14	20.4	45.8	<24	16.2	36.1	94	<23	28.7	<10	<18	<9	99.3	213	94.9	46.4	95.3	19.6
TPE3568	1.50-	150312-105	10/03/2015	12/03/2015	01/04/2015	POS	9.59	94	<12	<16	119	98.6	240	79.8	70.7	197	94.6	<23	224	<10	67	22.7	98.5	1440	92.7	157	91.9	158
TPE3568	2.50-	150312-105	10/03/2015	12/03/2015	02/04/2015	POS	<8	88.1	<12	<16	<14	<15	<15	<24	<14	11.6	91.7	<23	<17	<10	<18	<9	91.2	<118	89.3	34.3	87.2	<15
TPE3568	3.50-	150312-105	10/03/2015	12/03/2015	01/04/2015	POS	<8	86.2	<12	<16	<14	<15	<15	<24	<14	<10	86.8	<23	<17	<10	<18	<9	90.2	<118	84.4	23.5	84.4	<15
TPE3570	0.50-	150319-95	13/03/2015	19/03/2015	09/04/2015	POS	18.8	94.2	14.1	81.1	602	532	742	323	275	548	102	105	623	31.6	259	53.4	97.2	5070	104	383	91.2	474
TPE3570	1.50-	150319-95	13/03/2015	19/03/2015	08/04/2015	POS	9.87	79.4	<12	26.9	147	179	443	229	157	240	78	74	197	<10	173	41.9	80	2250	83.9	149	77.1	182
TPE3570	2.50-	150319-95	13/03/2015	19/03/2015	08/04/2015	POS	<8	91.1	<12	<16	59.5	58.7	93.6	71.7	35	82.7	87.5	<23	74.6	<10	37.1	31.8	94.9	713	88.8	86.1	90.7	82.4
TPE3570	3.50-	150319-95	13/03/2015	19/03/2015	08/04/2015	POS	19.7	89.6	<12	118	106	103	171	95.9	50.8	183	92.8	28.6	163	<10	50.1	56	92.4	1760	97.7	131	91.2	479
TPE3570	4.50-	150319-95	13/03/2015	19/03/2015	08/04/2015	POS	65.3	98.6	<12	38.1	<14	<15	25.6	<24	<14	<10	93.8	<23	44.1	25.1	<18	<9	96.2	345	90	65.9	95.1	80.7
TPE3572	0.50-	150407-35	20/03/2015	07/04/2015	07/05/2015	POS	189	103	109	288	1580	2670	4050	2820	1180	1840	101	624	2330	132	1850	264	106	22900	110	1080	104	1910
TPE3572	1.50-	150407-35	20/03/2015	07/04/2015	06/05/2015	POS	78.2	94.2	93.4	186	767	959	1450	924	474	872	94.1	217	1360	69.4	621	147	95.1	10100	99.7	855	97.7	1040
TPE3572	2.50-	150407-35	20/03/2015	07/04/2015	07/05/2015	POS	650	103	<12	40.9	<14	<15	23.6	<24	<14	18.3	96.6	<23	40.2	36.5	<18	59.8	104	920	103	24.6	103	26.6
TPE3572	3.50-	150407-35	20/03/2015	07/04/2015	07/05/2015	POS	27.9	90.1	<12	20.8	<14	<15	<15	<24	<14	<10	89.7	<23	<17	16.3	<18	<9	91.9	<118	95.1	37.2	89.2	<15
TPE3572	4.50-	150407-35	20/03/2015	07/04/2015	07/05/2015	POS	384	99.8	<12	113	50.3	37.2	74.7	<24	26.9	75.4	103	<23	122	300	<18	115	97.5	1770	113	366	101	103
TPE3574	0.50-	150311-94	06/03/2015	11/03/2015	06/04/2015	Commercial	<8	99.4	<12	<16	<14	22.6	32.5	<24	<14	<10	93.8	<23	19.4	<10	<18	<9	101	<118	94.8	<15	96.5	18.8
TPE3574	1.50-	150311-94	06/03/2015	11/03/2015	06/04/2015	Commercial	<8	84.9	<12	<16	<14	<15	<15	<24	<14	<10	86.6	<23	<17	<10	<18	<9	88.2	<118	93.9	<15	83.9	<15
TPE3574	2.30-	150311-94	06/03/2015	11/03/2015	06/04/2015	Commercial	<8	83.1	<12	<16	<14	<15	<15	<24	<14	<10	82.7	<23	<17	<10	<18	<9	84.4	<118	87.7	<15	80.7	<15
TPE3575	0.50-	150311-94	06/03/2015	11/03/2015	03/04/2015	Commercial	<8	99.9	<12	<16	<14	19	29	<24	<14	15.6	91.5	<23	<17	<10	<18	<9	99.7	<118	91.2	<15	96.6	<15
TPE3575	1.50-	150311-94	06/03/2015	11/03/2015	03/04/2015	Commercial	28	95.3	<12	17.5	42.6	74.4	79.5	80.7	46.1	43.1	94.7	<23	84.9	21.6	56.2	30.5	99.1	749	86.5	65.2	93.7	79.2
TPE3575	2.50-	150311-94	06/03/2015	11/03/2015	03/04/2015	Commercial	<8	95.9	<12	<16	<14	<15	28	<24	<14	<10	92	<23	21.6	55.2	<18	74.9	99.2	395	77.4	196	93.8	19.7

Monitor Phase 68

Commercial >1m RBSL

POS >1m RBSL

Sample Desci	Sample Deptl	SDG ID.	Date Samplec	Received On	Date Complete		Acenaphthene	Acenaphthene-d10 % recovery**	Acenaphthylene	Anthracene	Benz(a)anthracene	Benzo(a)pyrene	Benzo(b)fluoranthene	Benzo(g,h,i)perylene	Benzo(k)fluoranthene	Chrysene	Chrysene-d12 % recovery**	Dibenzo(a,h)anthracene	Fluoranthene	Fluorene	Indeno(1,2,3-cd)pyrene	Naphthalene	Naphthalene-d8 % recovery**	PAH, Total Detected USEPA 16	Perylene-d12 % recovery**	Phenanthrene	Phenanthrene-d10 % recovery**	Pyrene
							µg/kg	%	µg/kg	µg/kg	µg/kg	µg/kg	µg/kg	µg/kg	µg/kg	µg/kg	%	µg/kg	µg/kg	µg/kg	µg/kg	µg/kg	%	µg/kg	%	µg/kg	%	µg/kg
TPE3576	0.50-	150311-94	06/03/2015	11/03/2015	07/04/2015	Commercial	4040	103	159	344	68.1	19.3	64.1	<24	<14	78.8	101	<23	355	1410	<18	4190	104	12300	103	1290	100	280
TPE3576	1.50-	150311-94	06/03/2015	11/03/2015	07/04/2015	Commercial	1750	86.9	<12	115	<14	<15	<15	<24	<14	32.7	87.1	<23	120	612	<18	2340	89.4	5590	94.5	529	85	89.5
TPE3577	0.50-	150311-94	06/03/2015	11/03/2015	03/04/2015	Commercial	319	88.1	<12	125	<14	<15	28	<24	<14	39	86.7	<23	99	242	<18	766	87.4	2100	101	390	86.2	88.2
TPE3577	1.50-	150311-94	06/03/2015	11/03/2015	06/04/2015	Commercial	53.2	80.8	<12	<16	<14	<15	<15	<24	<14	19.4	81.2	<23	<17	52	<18	179	83.8	413	86.9	110	79.9	<15
TPE3577	2.50-	150311-94	06/03/2015	11/03/2015	02/04/2015	Commercial	<8	82.5	<12	<16	<14	<15	21.3	<24	<14	17.4	82	<23	<17	<10	<18	46.4	86.1	<118	88.3	<15	81.1	<15
TPE3577	3.50-	150311-94	06/03/2015	11/03/2015	06/04/2015	Commercial	4380	96.2	169	292	56.3	41.8	71.9	29.9	16.7	66.3	94.1	<23	254	1570	<18	6890	96.6	15200	97.9	1110	93.3	217
TPE3578	0.50-	150407-35	20/03/2015	07/04/2015	07/05/2015	Commercial	203	88.6	<12	36.3	<14	<15	23	<24	<14	23.8	86.9	<23	31.2	195	<18	127	90.6	889	90.9	224	90	25.9
TPE3578	1.50-	150407-35	20/03/2015	07/04/2015	07/05/2015	Commercial	<8	95.7	<12	<16	<14	<15	45.7	<24	<14	55.7	95.2	<23	<17	<10	<18	21.2	99.1	231	92.2	108	94.1	<15
TPE3578	2.50-	150407-35	20/03/2015	07/04/2015	07/05/2015	Commercial	<8	92.8	<12	<16	<14	<15	22.5	<24	<14	16.9	90.7	<23	<17	<10	<18	<9	98.5	<118	91.8	27.2	91.2	<15
TPE3578	3.50-	150407-35	20/03/2015	07/04/2015	06/05/2015	Commercial	12	98.3	<12	<16	<14	<15	22.8	<24	<14	16.5	94.5	<23	<17	<10	<18	19.3	96.8	<118	99.4	41.2	100	<15
TPE3646	0.50-	150407-35	20/03/2015	07/04/2015	07/05/2015	Commercial	<8	100	<12	<16	<14	<15	21	<24	<14	21.6	93.2	<23	<17	<10	<18	<9	104	<118	92	39.6	101	<15
TPE3646	1.50-	150407-35	20/03/2015	07/04/2015	07/05/2015	Commercial	38.6	93	<12	<16	<14	<15	23.7	<24	<14	27.9	94.4	<23	<17	33.7	<18	53.5	96.1	217	96.3	40.1	93.6	<15
TPE3646	2.50-	150407-35	20/03/2015	07/04/2015	07/05/2015	Commercial	29.2	93.4	<12	32.2	20.8	<15	<15	<24	<14	<10	95.4	<23	<17	28.7	<18	25.1	94.6	202	98.9	65.6	94.9	<15
TPE3646	3.50-	150407-35	20/03/2015	07/04/2015	07/05/2015	Commercial	28.9	88.2	<12	25	<14	<15	<15	<24	<14	<10	87.8	<23	<17	23.3	<18	19.4	89.9	147	94.4	50.1	87	<15
TPE3647	0.50-	150311-94	06/03/2015	11/03/2015	03/04/2015	Commercial	18.6	87.1	<12	<16	<14	<15	<15	<24	<14	<10	83.2	<23	<17	29.7	<18	18	86.9	<118	97.4	21.1	85.8	<15
TPE3647	1.50-	150311-94	06/03/2015	11/03/2015	02/04/2015	Commercial	<8	82.7	<12	<16	<14	<15	<15	<24	<14	<10	82.9	<23	<17	<10	<18	<9	86.1	<118	87.8	<15	81.3	<15
TPE3647	2.50-	150311-94	06/03/2015	11/03/2015	03/04/2015	Commercial	<8	82.8	<12	<16	<14	<15	<15	<24	<14	<10	83	<23	<17	<10	<18	<9	85.5	<118	89.8	<15	81	<15
TPE3648	0.50-	150311-94	06/03/2015	11/03/2015	03/04/2015	Commercial	96.9	107	<12	35.6	<14	<15	37.6	<24	<14	27.3	96.4	<23	22.1	157	<18	275	107	951	90.3	301	103	<15
TPE3648	1.50-	150311-94	06/03/2015	11/03/2015	03/04/2015	Commercial	<8	95.8	<12	<16	<14	<15	<15	<24	<14	<10	94.6	<23	<17	<10	<18	<9	99.2	<118	83.8	58	92.2	<15
TPE3649	0.50-	150311-94	06/03/2015	11/03/2015	03/04/2015	Commercial	845	111	<12	257	37.9	26.6	65.5	<24	<14	75.8	103	<23	264	589	<18	526	110	3770	95.7	855	108	224
TPE3649	1.50-	150311-94	06/03/2015	11/03/2015	03/04/2015	Commercial	<8	85.1	<12	<16	<14	<15	<15	<24	<14	<10	88.2	<23	<17	<10	<18	<9	87	<118	99.7	20.4	83.5	<15
TPE3649	2.50-	150311-94	06/03/2015	11/03/2015	07/04/2015	Commercial	<8	84.3	<12	<16	<14	<15	38.8	<24	<14	38.7	86.4	<23	<17	35.8	<18	36.7	86.5	276	93.2	108	82.7	17.4
TPE3650	0.50-	150311-94	06/03/2015	11/03/2015	03/04/2015	Commercial	<8	99.7	<12	<16	<14	31.7	53.9	37.1	<14	25.8	92.1	<23	29.8	<10	25.1	10.8	99.7	262	92.3	19.4	96.5	28.7
TPE3651	0.50-	150311-94	06/03/2015	11/03/2015	03/04/2015	Commercial	<8	84.7	<12	<16	<14	<15	<15	<24	<14	<10	77.8	<23	<17	<10	<18	<9	86.1	<118	84.1	<15	82.9	<15
TPE3651	1.70-	150311-94	06/03/2015	11/03/2015	03/04/2015	Commercial	1180	84.6	<12	569	831	1050	1960	800	625	892	80.9	277	1920	665	648	881	87.1	15200	99.4	1040	82.6	1880
TPE3652	0.50-	150407-35	20/03/2015	07/04/2015	07/05/2015	Commercial	<8	95	<12	<16	62.2	57.9	93	74.1	32.9	56.4	90.5	<23	61.8	<10	45.4	<9	98.6	562	91.5	28	96.8	50.4
TPE3652	1.50-	150407-35	20/03/2015	07/04/2015	07/05/2015	Commercial	<8	90.8	<12	<16	<14	<15	<15	<24	<14	<10	87.9	<23	<17	<10	<18	<9	96.2	<118	84.7	<15	89.7	<15
TPE3652	2.50-	150407-35	20/03/2015	07/04/2015	07/05/2015	Commercial	<8	92.7	<12	<16	<14	<15	<15	<24	<14	<10	91	<23	<17	<10	<18	<9	95	<118	93.2	<15	93.7	<15
TPE3655	0.50-	150311-94	06/03/2015	11/03/2015	03/04/2015	Commercial	<8	86.7	<12	<16	<14	<15	47.1	<24	<14	20.1	84.6	<23	<17	<10	<18	<9	86.5	156	97.6	65.3	84.9	23.6
TPE3655	0.50-	150319-95	13/03/2015	19/03/2015	09/04/2015	Commercial	29	110	14.1	45	129	119	202	109	62.5	143	102	35.2	185	27.3	78.2	21.8	109	1470	96.7	146	106	129
TPE3655	1.50-	150311-94	06/03/2015	11/03/2015	03/04/2015	Commercial	357	88.7	<12	111	<14	17	40.2	<24	<14	52.5	91.7	<23	85.4	202	<18	143	87.2	1290	107	192	89	88.2
TPE3655	1.50-	150319-95	13/03/2015	19/03/2015	08/04/2015	Commercial	50.7	91.6	<12	61	30.6	17.7	21.2	<24	<14	47	83.9	<23	25.3	70.9	<18	130	93.8	671	82.2	161	88.3	56.8
TPE3655	2.50-	150311-94	06/03/2015	11/03/2015	03/04/2015	Commercial	<8	96	<12	<16	<14	<15	<15	<24	<14	<10	88.9	<23	<17	<10	<18	<9	97.2	<118	89.3	<15	92.7	<15
TPE3655	3.50-	150311-94	06/03/2015	11/03/2015	04/04/2015	Commercial	<8	84.3	<12	<16	<14	<15	<15	<24	<14	<10	77.4	<23	<17	<10	<18	<9	88	<118	64.2	<15	82.2	<15
TPE3656	0.50-	150312-105	10/03/2015	12/03/2015	02/04/2015	Commercial	2270	102	<12	812	104	89	230	86.2	61	170	100	34.8	211	1030	77.4	2020	101	9980	102	2310	94.4	470
TPE3656	1.50-	150312-105	10/03/2015	12/03/2015	02/04/2015	Commercial	1200	92.6	<12	1010	<14	<15	31.1	<24	<14	46.7	99.7	<23	54.6	960	<18	657	87.2	5990	101	1870	101	160
TPE3656	2.50-	150312-105	10/03/2015	12/03/2015	02/04/2015	Commercial	644	92.8	<12	641	<14	<15	21.2	<24	<14	25.8	102	<23	34.8	571	<18	332	89.2	3660	104	1300	99.3	88.2
TPE3656	3.50-	150312-105	10/03/2015	12/03/2015	01/04/2015	Commercial	44.8	89.7	<12	80.7	<14	<15	17.3	<24	<14	15.4	97.5	<23	<17	42.1	<18	31.7	90.4	373	90.9	122	94.4	18.3
TPE3658	0.50-	150311-94	06/03/2015	11/03/2015	03/04/2015	Commercial	<8	93.7	<12	<16	43.6	26.8	63.7	<24	17.6	41.8	86.2	<23	49.5	<10	<18	13	98	325	81.9	34.2	90.8	34.8
TPE3658	1.50-	150311-94	06/03/2015	11/03/2015	04/04/2015	Commercial	501	87.8	45.1	1190	16.8	<15	<15	<24	<14	24.2	84.7	<23	144	1820	<18	694	90	10600	80.5	5780	86.3	387
TPE3659	0.50-	150312-105	10/03/2015	12/03/2015	02/04/2015	Commercial	499	99.8	<12	273	60.7	29.4	72.8	<24	17	90.1	96.3	<23	117	476	<18	370	102	3070	107	823	91.4	241
TPE3659	1.30-	150312-105	10/03/2015	12/03/2015	02/04/2015	Commercial	824	92.8	<12	1120	52	<15	36	<24	<14	138	102	<23	232	2020	<18	659	88.2	11500	111	5730	98.5	733
TPE3659	2.30-	150312-105	10/03/2015	12/03/2015	01/04/2015	Commercial	23.1	89.4	<12	80.2	<14	<15	<15	<24	<14	20.4	102	<23	22.2	51.5	<18	30.4	90.7	464	97.6	162	93.1	73.7
TPE3659	3.30-	150312-105	10/03/2015	12/03/2015	01/04/2015	Commercial	13.2	88.6	<12	48.3	<14	<15	19.1	<24	<14	14.5	99.3	<23	<17	40.7	<18	20.4	90	360	97.3	146	90.8	58.5
TPE3659	4.30-	150312-105	10/03/2015	12/03/2015	01/04/2015	Commercial	<8	100	<12	<16	<14	<15	<15	<24	<14	<10	96.9	<23	<17	<10	<18	<9	100	<118	104	<15	92.4	<15
TPE3660	0.50-	150319-95	13/03/2015	19/03/2015	09/04/2015	Commercial	<8	115	<12	<16	<14	<15	<15	<24	<14	<10	107	<23	<17	<10	<18	<9	115	<118	110	24.7	112	<15
TPE3660	1.50-	150319-95	13/03/2015	19/03/2015	08/04/2015	Commercial	14.4	90.7	<12	<16	<14	<15	17.5	<24	<14	<10	86.5	<23	<17	<10	<18	10.7	89.8	<118	80.8	29.2	87.7	<15
TPE3660	2.50-	150319-95	13/03/2015	19/03/2015	08/04/2015	Commercial	11.4	93.1	<12	<16	<14	<15	18.3	<24	<14	<10	86.3	<23	<17	<10	<18	13	91.8	<118	81.4	39.2	89.7	<15
TPE3662	0.50-	150311-94	06/03/2015	11/03/2015	06/04/2015	Commercial	<8	97	<12	<16	18.5	20.1	30.6	<24	<14	22.3	88.7	<23	29.4	<10	<18	<9	96.6	146	79.1	<15	93.9	25.3
TPE3663	0.50-	150311-94	06/03/2015	11/03/2015	03/04/2015	Commercial	18	89.3	<12	<16	<14	<15	<15	<24	<14	<10	79.8	<23	<17	16.4	<18	47.4	94.3	<118	73.1	<15	86.2	<15
TPE3663	1.50-	150311-94	06/03/2015	11/03/2015	04/04/2015	Commercial	<8	84.6	<12	<16	<14	<15	<15	<24	<14	<10	77.7	<23	<17	<10	<18	<9	88.4	<118	65.7	<15	81.9	<15
TPE3664	0.50-	150311-94	06/03/2015	11/03/2015	03/04/2015	Commercial	14.6	90.2	<12	<16	<14	<15	<15	<24	<14	<10	80.2	<23	<17	14	<18	14.4	95.1	<118	72.7	17.3	86.8	<15
TPE3666	0.50-	150326-98	25/03/2015	26/03/2015	23/04/2015	Commercial	36.3	93.6	<12	44	33.2	28	46.1	<24	16.9	38.5	92.2	<23	67	62.5	<18	55	95.7	598	93.6	100	93.1	69.9
TPE3666	1.50-	150326-98	25/03/2015	26/03/2015	23/04/2015	Commercial	10	81.5	<12	<16	16.2	<15	30.2	<24	<14	34.7	81.2	<23	<17	25.6	<18	28.9	83.2	274	78.3	129	79.6	<15
TPE3666	2.50-	150326-98	25/03/2015	26/03/2015	23/04/2015	Commercial	11.8	83	<12	<16	<14	<15	<15	<24	<14	<10	83.9	<23	<17	11.8	<18	16.4	85.4	<118	84.1	26.7	81.4	<15
TPE3666	3.50-	150326-98	25/03/2015	26/03/2015	24/04/2015	Commercial	9.97	77	<12	<16	<14	<15	<15	<24	<14	<10	71.6	<23	<17	15.2	<18	17.1	80.9	<118	64	24.8	76.4	<15
TPE3723	0.50-	150326-98	25/03/2015	26/03/2015	23/04/2015	Commercial	49.6	93.4	28.4	75	172	190	259	149	121	232	95.5	48	261	84	122	209	94.9	2450	97.8	187	92.4	265
TPE3724	0.50-	150326-98	25/03/2015	26/03/2015	24/04/2015	Commercial	87.3	91.5	<12	53.5	24.1	<15	24.3	<24	<14	24.2	90.7	<23	34.8	125	<18	134	93.5	768	91.1	205	90.8	56.8
TPE3724	1.50-	150326-98	25/03/2015	26/03/2015	23/04/2015	Commercial	<8	92.2	<12	<16	<14	<15	<15	<24	<14	<10	91.3	<23	<17	<10	<18	<9	95.4	<118	97.6	56.4	91.5	<15
TPE3724	2.50-	150326-98	25/03/2015	26/03/2015	23/04/2015	Commercial	<8	98.9	<12	<16	<14	<15	<15	<24	<14	<10	84.2	<23	<17	<10	<18	<9	102	<118	72.6	<15	94.7	<15
TPE3724	3.50-	150326-98	25/03/2015	26/03/2015	23/04/2015	Commercial	11.7	99.7	<12	<16	<14	<15	<15	<24	<14	<10	91.5	<23	<17	<10	<18	<9	100	<118	85.4	<15	97.2	<15
TPE3724	4.50-	150326-98	25/03/2015	26/03/2015	23/04/2015	Commercial	<8	92.3	<12	<16	<14	<15	<15	<24	<14	<10	93.1	<23	<17	<10	<18	<9	95.2	<118	101	<15	92.3	<15
TPE3725	0.50-	150311-94	06/03/2015	11/03/2015	03/04/2015	Commercial	41.8	87.6	<12	<16	<14	<15	<15	<24	<14	<10	81.6	<23	<17	33.8	<18	<9	87.2	<118	95.3	30.1	86.5	<15
TPE3725	1.50-	150311-94	06/03/2015	11/03/2015	07/04/2015	Commercial	<8	81.6	<12	<16	<14	<15	<15	<24	<14	<10	80.2	<23	<17	<10	<18	<9	82.7	<118	84.2	<15	78.6	<15
TPE3725	2.50-	150311-94	06/03/2015	11/03/2015	07/04/2015	Commercial	<8	85.5	<12	<16	<14	<15	<15	<24	<14	<10	89.4	<23	<17	<10	<18	<9	87.8	<118	103	<15	84.3	<15
TPE3726	0.50-	150311-94	06/03/2015	11/03/2015	03/04/2015	Commercial	<8	83.6	<12	<16	<14	<15	<15	<24	<14	<10	86.1	<23	<17	<10	<18	<9	83.9	<118	92.3	<15	81.7	<15
TPE3726	1.50-	150311-94	06/03/2015	11/03/2015	04/04/2015	Commercial	13.6	84.2	<12	<16	<14	<15	<15	<24	<14	<10	83.8	<23	<17	<10	<18	<9	87.2	<118	91	<15	82.9	<15
TPE3726	2.50-	150311-94	06/03/2015	11/03/2015	02/04/2015	Commercial	<8	80.7	<12	<16	<14	<15	<15	<24	<14	<10	80.7	<23	<17	<10	<18	<9	84.3	<118	85.3	<15	79.5	<15
TPE3727	0.50-	150311-94	06/03/2015	11/03/2015	03/04/2015	Commercial	57.1	91.3	<12	<16	<14	<15	23.3	<24	<14	23.7	81.4	<23	<17	40.8	<18	184	95.3	385	74.6	55.7	87.9	<15
TPE3727	1.50-	150311-94	06/03/2015	11/03/2015	03/04/2015	Commercial	<8	101	<12	<16	<14	<15	<15	<24	<14	<10	96.2	<23	<17	<10	<18	<9	105	<118	93.3	<15	98.4	<15
TPE3727	2.50-	150311-94	06/03/2015	11/03/2015	03/04/2015	Commercial	<8	100	<12	<16	<14	<15	<15	<24	<14	<10	93.2	<23	<17	<10	<18	<9	104	<118	86.2	<15	97.7	<15
TPE3728	0.50-	150311-94	06/03/2015	11/03/2015	03/04/2015	Commercial	<8	99.2	<12	<16	<14	<15	<15	<24	<14	<10	86.4	<23	<17	<10	<18	<9	102	<118	77.7	<15	94.1	<15
TPE3728	1.50-	150311-94	06/03/2015	11/03/2015	03/04/2015	Commercial	15.3	100	<12	<16	<14	<15	<15	<24	<14	<10	92.5	<23	<17	12.6	<18	14.8	104	<118	82.3	38.3	95.4	20.9
TPE3730	0.50-	150311-94	06/03/2015	11/03/2015	03/04/2015	Commercial	<8	86.4	<12	<16	58	64.3	97.8	82.2	26.6	64	81.7	<23	53.3	<10	52.7	<9	87.2	583	93.4	31.8	85.2	51.9
TPE3730	1.50-	150311-94	06/03/2015	11/03/2015	03/04/2015	Commercial	<8	98.5	<12	<16	<14	<15	<15	<24	<14	<10	86.6	<23	<17	<10	<18	<9	100	<118	81.1	<15	97.3	<15
TPE3730	2.50-	150311-94	06/03/2015	11/03/2015	03/04/2015	Commercial	<8	93.1	<12	<16	<14	<15	<15	<24	<14	<10	85.6	<23	<17	<10	<18	<9	96.8	<118	83	<15	95.7	<15
TPE3730	3.00-	150311-94	06/03/2015	11/03/2015	03/04/2015	Commercial	<8	94.6	<12	<16	<14	<15	<15	<24	<14	<10	82.4	<23	<17	<10	<18	<9	97.2	<118	69.2	<15	97.9	<15
TPE3731	0.50-	150311-94	06/03/2015	11/03/2015	03/04/2015	Commercial	<8	96.7	<12	<16	<14	<15	<15	<24	<14	<10	87.5	<23	<17	<10	<18	<9	95.9	<118	76	<15	93.7	<15
TPE3734	0.50-	150311-94	06/03/2015	11/03/2015	06/04/2015	Commercial	262	112	<12	460	<14	<15	<15	<24	<14	<10	119	<23	<17	651	<18	347	107	4270	103	2260	115	290
TPE3734	1.50-	150311-94	06/03/2015	11/03/2015	03/04/2015	Commercial	<8	81.8	<12	<16	17.1	<15	<15	<24	<14	<10	83.5	<23	<17	<10	<18	<9	82.6	<118	85.6	30.9	79.8	<15
TPE3734	2.50-	150311-94	06/03/2015	11/03/2015	03/04/2015	Commercial	<8	86.2	<12	<16	18	<15	25	<24	<14	13.8	88.2	<23	<17	<10	<18	<9	86.2	<118	93.3	40.4	84.2	<15
TPE3734	3.50-	150311-94	06/03/2015	11/03/2015	03/04/2015	Commercial	<8	96.2	<12	65	46.6	57.8	192	83.6	43.6	72.8	93.7	27.3	93.5	<10	66.5	49.5	95.4	1180	95.4	208	91.5	174
TPE3739	0.50-	150311-94	06/03/2015	11/03/2015	03/04/2015	Commercial	<8	85.2	<12	<16	<14	<15	<15	<24	<14	<10	78	<23	<17	<10	<18	<9	86.7	<118	85.8	<15	83.7	<15
TPE3740	0.50-	150311-94	06/03/2015	11/03/2015	03/04/2015	Commercial	37.7	108	<12	<16	<14	<15	<15	<24	<14	<10	96.9	<23	<17	25.1	<18	<9	107	<118	90.1	<15	103	<15
TPE3740	1.50-	150311-94	06/03/2015	11/03/2015	03/04/2015	Commercial	27.7	85.1	<12	<16	<14	<15	<15	<24	<14	<10	87.6	<23	<17	20.4	<18	14.3	87.4	<118	95.8	<15	82.9	<15
TPE3740	2.50-	150311-94	06/03/2015	11/03/2015	03/04/2015	Commercial	<8	84.2	<12	<16	<14	<15	<15	<24	<14	<10	84.4	<23	<17	<10	<18	<9	87.1	<118	91.6	<15	83	<15
TPE3741	1.00-	150311-94	06/03/2015	11/03/2015	07/04/2015	Commercial	135	101	<12	<16	<14	<15	<15	<24	<14	<10	92.6	<23	<17	139	<18	11.1	100	420	92.5	135	98	<15
TPE3741	2.00-	150311-94	06/03/2015	11/03/2015	03/04/2015	Commercial	<8	80.3	<12	<16	<14	<15	<15	<24	<14	<10	78.6	<23	<17	<10	<18	<9	82.4	<118	79.5	<15	85.4	<15
TPE3741	3.00-	150311-94	06/03/2015	11/03/2015	03/04/2015	Commercial	<8	83.6	<12	<16	<14	<15	<15	<24	<14	<10	81.9	<23	<17	<10	<18	<9	85.6	<118	84.3	<15	81.5	<15
TPE3743	0.50-	150407-35	20/03/2015	07/04/2015	07/05/2015	Commercial	75.9	91.6	<12	86.5	39.4	<15	27.1	<24	<14	44.3	93.2	<23	48.8	93.4	<18	79.9	92.8	799	98.4	188	93.4	115
TPE3743	1.50-	150407-35	20/03/2015	07/04/2015	07/05/2015	Commercial	34.6	93.6	<12	<16	<14	<15	<15	<24	<14	21.6	89.5	<23	<17	52.6	<18	94.8	97.6	294	85.6	90.8	92.1	<15
TPE3743	2.50-	150407-35	20/03/2015	07/04/2015	06/05/2015	Commercial	<8	87.6	<12	<16	<14	<15	17	<24	<14	17.7	76.7	<23	<17	15.2	<18	39.3	90.1	153	75	63.4	89.4	<15
TPE3743	3.50-	150407-35	20/03/2015	07/04/2015	07/05/2015	Commercial	<8	91.8	<12	<16	<14	<15	<15	<24	<14	<10	91	<23	<17	<10	<18	<9	96.4	<118	88.4	<15	89.9	<15
TPE3743	4.50-	150407-35	20/03/2015	07/04/2015	07/05/2015	Commercial	<8	99.1	<12	<16	<14	<15	<15	<24	<14	<10	91.9	<23	<17	<10	<18	<9	97.8	<118	94.6	<15	98.8	<15
TPE3789	0.50-	150407-35	20/03/2015	07/04/2015	07/05/2015	Commercial	861	105	<12	681	105	55.2	100	28.4	<14	163	101	<23	221	1210	<18	325	103	5920	112	1500	108	681
TPE3789	1.50-	150407-35	20/03/2015	07/04/2015	07/05/2015	Commercial	41.9	93.8	<12	<16	19.4	<15	<15	<24	<14	28.2	94.5	<23	<17	50.2	<18	23	95.9	255	96.3	91.7	95.4	<15
TPE3789	2.50-	150407-35	20/03/2015	07/04/2015	07/05/2015	Commercial	<8	88.9	<12	<16	<14	<15	22.2	<24	<14	25.6	78.5	<23	<17	26.5	<18	27	92.3	210	74.9	109	89.9	<15
TPE3790	0.50-	150407-35	20/03/2015	07/04/2015	07/05/2015	Commercial	1570	105	<12	1070	153	71.5	107	31.8	<14	209	99.7	<23	308	2360	22.2	516	101	11000	109	3600	108	937
TPE3790	1.50-	150407-35	20/03/2015	07/04/2015	07/05/2015	Commercial	48.8	106	<12	48.9	<14	<15	26	<24	<14	29.6	103	<23	20.7	88.4	<18	59.6	103	627	105	237	106	67.9
TPE3790	2.50-	150407-35	20/03/2015	07/04/2015	07/05/2015	Commercial	10.9	92.8	<12	<16	24.4	<15	27.1	<24	<14	31.5	92.3	<23	<17	59.4	<18	49.4	94.8	386	94.8	159	93.7	24.4
TPE3790	3.50-	150407-35	20/03/2015	07/04/2015	06/05/2015	Commercial	12.8	88.2	<12	22.6	<14	<15	26.4	<24	<14	30.2	80.8	<23	<17	52.2	<18	47	90.3	361	77.3	145	90.3	25
TPE3790	4.50-	150407-35	20/03/2015	07/04/2015	07/05/2015	Commercial	<8	87.8	<12	<16	<14	<15	<15	<24	<14	<10	76.3	<23	<17	<10	<18	<9	90.8	<118	76.9	19.3	88	<15

Monitor Phase 68

Commercial >1m RBSL
POS >1m RBSL

Sample Desc	Sample Depth	SDG ID.	Date Sampled	Received On	Date Complete		Acenaphthene	Acenaphthene-d10 % recovery**	Acenaphthylene	Anthracene	Benz(a)anthracene	Benzo(a)pyrene	Benzo(b)fluoranthene	Benzo(g,h,i)perylene	Benzo(k)fluoranthene	Chrysene	Chrysene-d12 % recovery**
							µg/kg	%	µg/kg	µg/kg	µg/kg	µg/kg	µg/kg	µg/kg	µg/kg	µg/kg	%
TPE3791	0.50-	150407-35	20/03/2015	07/04/2015	07/05/2015	Commercial	20.2	111	<12	<16	<14	<15	<15	<24	<14	<10	104
TPE3791	1.50-	150407-35	20/03/2015	07/04/2015	07/05/2015	Commercial	<8	87.7	<12	<16	<14	<15	<15	<24	<14	<10	78.7
TPE3791	2.50-	150407-35	20/03/2015	07/04/2015	07/05/2015	Commercial	<8	109	<12	<16	<14	<15	<15	<24	<14	<10	109
TPE3792	0.50-	150311-94	06/03/2015	11/03/2015	03/04/2015	Commercial	11.2	87.9	<12	<16	<14	<15	<15	<24	<14	<10	80.4
TPE3792	1.50-	150311-94	06/03/2015	11/03/2015	02/04/2015	Commercial	<8	82.1	<12	<16	<14	<15	<15	<24	<14	<10	81.2
TPE3792	2.50-	150311-94	06/03/2015	11/03/2015	02/04/2015	Commercial	<8	83.2	<12	<16	<14	<15	<15	<24	<14	<10	80.3
TPE3793	0.50-	150311-94	06/03/2015	11/03/2015	03/04/2015	Commercial	19.3	86	<12	<16	<14	<15	<15	<24	<14	<10	83.2
TPE3793	1.50-	150311-94	06/03/2015	11/03/2015	02/04/2015	Commercial	<8	86.1	<12	<16	<14	<15	<15	<24	<14	<10	89.9
TPE3793	2.50-	150311-94	06/03/2015	11/03/2015	07/04/2015	Commercial	<8	83.3	<12	<16	<14	<15	<15	<24	<14	<10	83.4
TPE3793	3.50-	150311-94	06/03/2015	11/03/2015	02/04/2015	Commercial	<8	82.1	<12	<16	<14	<15	<15	<24	<14	<10	79.1
TPE3794	0.50-	150311-94	06/03/2015	11/03/2015	03/04/2015	Commercial	165	100	<12	<16	<14	<15	22.7	<24	<14	27.3	88.2
TPE3794	1.50-	150311-94	06/03/2015	11/03/2015	03/04/2015	Commercial	50	80.7	<12	<16	17.3	<15	<15	<24	<14	11.7	76.5
TPE3794	2.50-	150311-94	06/03/2015	11/03/2015	03/04/2015	Commercial	61	89	<12	<16	<14	<15	<15	<24	<14	<10	89.1
TPE3794	3.50-	150311-94	06/03/2015	11/03/2015	03/04/2015	Commercial	<8	75.6	<12	<16	<14	<15	<15	<24	<14	<10	73.6
TPE3795	0.50-	150311-94	06/03/2015	11/03/2015	03/04/2015	Commercial	<8	105	<12	<16	<14	<15	<15	<24	<14	11.5	97.2
TPE3795	1.50-	150311-94	06/03/2015	11/03/2015	07/04/2015	Commercial	<8	84	<12	<16	<14	<15	<15	<24	<14	<10	82.7
TPE3795	2.50-	150311-94	06/03/2015	11/03/2015	03/04/2015	Commercial	<8	84.7	<12	<16	<14	<15	<15	<24	<14	<10	82.5
TPE3795	3.50-	150311-94	06/03/2015	11/03/2015	03/04/2015	Commercial	<8	85	<12	<16	<14	<15	<15	<24	<14	<10	84.3
TPE3796	0.50-	150311-94	06/03/2015	11/03/2015	03/04/2015	Commercial	<8	97.9	<12	<16	<14	<15	22.3	<24	<14	12	90.8
TPE3796	1.50-	150311-94	06/03/2015	11/03/2015	03/04/2015	Commercial	<8	84.2	<12	<16	<14	<15	<15	<24	<14	<10	85.2
TPE3796	2.50-	150311-94	06/03/2015	11/03/2015	03/04/2015	Commercial	<8	82.2	<12	<16	23.9	<15	27.4	<24	<14	17.6	80.8
TPE3796	3.50-	150311-94	06/03/2015	11/03/2015	03/04/2015	Commercial	<8	93.7	<12	<16	<14	<15	<15	<24	<14	<10	84.6
TPE3797	0.50-	150402-82	31/03/2015	02/04/2015	07/05/2015	Commercial	44.1	104	39.3	109	293	335	586	335	181	382	100
TPE3797	1.50-	150402-82	31/03/2015	02/04/2015	06/05/2015	Commercial	<8	108	<12	<16	<14	33.7	89.3	47.9	29.1	69.4	96.4
TPE3797	2.50-	150402-82	31/03/2015	02/04/2015	06/05/2015	Commercial	<8	109	<12	446	<14	31.1	66.5	<24	22.3	52.6	108
TPE3797	3.50-	150402-82	31/03/2015	02/04/2015	06/05/2015	Commercial	372	114	391	1230	269	218	489	200	146	386	110
TPE3797	4.50-	150402-82	31/03/2015	02/04/2015	06/05/2015	Commercial	92.7	100	<12	1000	<14	17	63	<24	<14	<10	102
TPE3800	0.50-	150311-94	06/03/2015	11/03/2015	03/04/2015	Commercial	<8	102	<12	<16	<14	<15	<15	<24	<14	<10	94.1
TPE3800	1.50-	150311-94	06/03/2015	11/03/2015	03/04/2015	Commercial	<8	85.8	<12	<16	<14	<15	<15	<24	<14	<10	78.9
TPE3800	2.50-	150311-94	06/03/2015	11/03/2015	03/04/2015	Commercial	<8	84.7	<12	<16	<14	<15	<15	<24	<14	<10	86.5
TPE3801	0.50-	150407-35	20/03/2015	07/04/2015	07/05/2015	Commercial	20.6	100	<12	<16	<14	<15	<15	<24	<14	<10	94.7
TPE3801	1.50-	150407-35	20/03/2015	07/04/2015	06/05/2015	Commercial	29.2	103	<12	<16	<14	<15	<15	<24	<14	<10	98.9
TPE3801	2.50-	150407-35	20/03/2015	07/04/2015	07/05/2015	Commercial	<8	103	<12	<16	19.9	<15	<15	<24	<14	<10	101
TPE3802	0.50-	150407-35	20/03/2015	07/04/2015	06/05/2015	Commercial	925	89.2	<12	517	64.5	29.7	55.4	<24	<14	90.1	89.6
TPE3802	1.50-	150407-35	20/03/2015	07/04/2015	06/05/2015	Commercial	36.1	91	<12	<16	15.6	<15	<15	<24	<14	13.5	89.2
TPE3802	2.50-	150407-35	20/03/2015	07/04/2015	07/05/2015	Commercial	11.5	93.8	<12	<16	15.9	<15	<15	<24	<14	<10	95.7
TPE3802	3.50-	150407-35	20/03/2015	07/04/2015	07/05/2015	Commercial	<8	96.1	<12	<16	17.4	<15	<15	<24	<14	<10	94.7
TPE3802	4.50-	150407-35	20/03/2015	07/04/2015	07/05/2015	Commercial	<8	92.4	<12	<16	<14	<15	<15	<24	<14	<10	91.7
TPE3803	0.50-	150407-35	20/03/2015	07/04/2015	07/05/2015	Commercial	253	91.3	57.7	215	91	67.4	103	48	37	94.2	88.1
TPE3803	1.50-	150407-35	20/03/2015	07/04/2015	07/05/2015	Commercial	45.5	99.3	<12	20.1	<14	<15	16.9	<24	<14	19.4	93.4
TPE3803	2.50-	150407-35	20/03/2015	07/04/2015	07/05/2015	Commercial	41.8	94.4	<12	<16	<14	<15	34.5	<24	<14	33.9	86.8
TPE3803	3.50-	150407-35	20/03/2015	07/04/2015	07/05/2015	Commercial	28.7	91.6	<12	22	<14	<15	69.1	<24	<14	41.4	81.8
TPE3803	4.50-	150407-35	20/03/2015	07/04/2015	06/05/2015	Commercial	138	98.9	<12	91	<14	<15	17.7	<24	<14	17.1	96.5
TPE3866	0.50-	150407-35	20/03/2015	07/04/2015	07/05/2015	Commercial	649	99.8	<12	497	35.7	<15	31.6	<24	<14	57.9	101
TPE3866	1.50-	150407-35	20/03/2015	07/04/2015	07/05/2015	Commercial	23.9	93.8	<12	<16	<14	<15	<15	<24	<14	<10	95.9
TPE3866	2.50-	150407-35	20/03/2015	07/04/2015	07/05/2015	Commercial	682	97.3	<12	340	45.1	17.6	25.4	<24	<14	55.6	111
TPE3866	3.50-	150407-35	20/03/2015	07/04/2015	07/05/2015	Commercial	47.8	102	<12	18.7	26.4	<15	<15	<24	<14	<10	103
TPE3866	4.50-	150407-35	20/03/2015	07/04/2015	07/05/2015	Commercial	104	95.3	<12	58.8	<14	<15	<15	<24	<14	21.1	103
TPE3867	0.50-	150407-35	20/03/2015	07/04/2015	07/05/2015	Commercial	1640	90.9	<12	718	42.5	<15	36.4	<24	<14	56.5	91
TPE3867	1.50-	150407-35	20/03/2015	07/04/2015	07/05/2015	Commercial	1500	100	<12	603	<14	<15	<15	<24	<14	21.4	98.9
TPE3867	2.50-	150407-35	20/03/2015	07/04/2015	07/05/2015	Commercial	42.9	103	<12	23.8	<14	<15	<15	<24	<14	<10	100
TPE3867	3.50-	150407-35	20/03/2015	07/04/2015	07/05/2015	Commercial	16.2	93.3	<12	<16	<14	<15	<15	<24	<14	<10	90.2
TPE3867	4.50-	150407-35	20/03/2015	07/04/2015	07/05/2015	Commercial	24.3	95.7	<12	<16	20.3	<15	<15	<24	<14	<10	99.2
TPE3868	0.50-	150407-35	20/03/2015	07/04/2015	07/05/2015	Commercial	<8	100	<12	<16	<14	<15	<15	<24	<14	<10	97.3
TPE3868	1.50-	150407-35	20/03/2015	07/04/2015	07/05/2015	Commercial	13.8	96.8	<12	<16	<14	<15	<15	<24	<14	<10	90.7
TPE3868	2.50-	150407-35	20/03/2015	07/04/2015	07/05/2015	Commercial	<8	91	<12	<16	<14	<15	<15	<24	<14	<10	88.1
TPE3868	3.50-	150407-35	20/03/2015	07/04/2015	07/05/2015	Commercial	<8	92.6	<12	<16	<14	<15	<15	<24	<14	<10	92.3
TPE3869	0.50-	150407-35	20/03/2015	07/04/2015	07/05/2015	Commercial	<8	95	<12	<16	<14	<15	<15	<24	<14	18.8	89.4
TPE3869	1.50-	150407-35	20/03/2015	07/04/2015	07/05/2015	Commercial	120	99.7	<12	56.4	25.9	<15	<15	<24	<14	20.2	101
TPE3869	2.50-	150407-35	20/03/2015	07/04/2015	07/05/2015	Commercial	24.4	97.3	<12	<16	<14	<15	<15	<24	<14	<10	93.9
TPE3869	3.50-	150407-35	20/03/2015	07/04/2015	07/05/2015	Commercial	26.2	105	<12	<16	<14	<15	<15	<24	<14	<10	105
TPE3869	4.50-	150407-35	20/03/2015	07/04/2015	06/05/2015	Commercial	<8	97.3	<12	<16	<14	<15	<15	<24	<14	<10	92.7
TPE3870	0.50-	150311-94	06/03/2015	11/03/2015	03/04/2015	Commercial	283	100	<12	89.1	<14	<15	30	<24	<14	101	97.2
TPE3870	1.50-	150311-94	06/03/2015	11/03/2015	03/04/2015	Commercial	<8	82.1	<12	<16	<14	<15	<15	<24	<14	<10	84.5
TPE3870	2.50-	150311-94	06/03/2015	11/03/2015	03/04/2015	Commercial	<8	84.3	<12	<16	<14	<15	<15	<24	<14	<10	86
TPE3870	3.50-	150311-94	06/03/2015	11/03/2015	03/04/2015	Commercial	<8	82.3	<12	<16	<14	<15	<15	<24	<14	<10	83.7
TPE3872	0.50-	150311-94	06/03/2015	11/03/2015	03/04/2015	Commercial	<8	86	<12	<16	<14	<15	<15	<24	<14	11.8	78.5
TPE3872	1.50-	150311-94	06/03/2015	11/03/2015	03/04/2015	Commercial	<8	97.3	<12	<16	<14	<15	17.2	<24	<14	<10	81.4
TPE3556	0.50-	150407-35	20/03/2015	07/04/2015	07/05/2015	Commercial	20700	106	<12	1340	217	62.3	110	<24	36.3	187	100
TPE3556	1.50-	150407-35	20/03/2015	07/04/2015	07/05/2015	Commercial	311	94.5	<12	148	32.1	<15	19.1	<24	<14	29.1	98.3
TPE3556	2.50-	150407-35	20/03/2015	07/04/2015	07/05/2015	Commercial	449	95.1	<12	102	27.9	<15	27.3	<24	<14	31.2	98.5
TPE2465	0.50-	141219-112	17/12/2014	19/12/2014	09/01/2015	POS	13.3	105	<12	39.2	297	381	589	450	208	349	102
TPE2466	0.50-	141219-112	17/12/2014	19/12/2014	09/01/2015	POS	43.6	105	<12	48.6	275	271	469	202	150	358	94.9
TPE2504	0.50-	141219-112	17/12/2014	19/12/2014	09/01/2015	POS	10.7	101	<12	20.2	228	270	509	284	170	327	93.6
TPE2505	0.50-	141219-112	17/12/2014	19/12/2014	09/01/2015	POS	<8	94.8	<12	<16	<14	<15	<15	<24	<14	<10	81.1
TPE2505	1.50-	141219-112	17/12/2014	19/12/2014	08/01/2015	POS	<8	96.2	<12	<16	<14	<15	<15	<24	<14	18.7	92.9
TPE2549	0.50-	141219-112	17/12/2014	19/12/2014	09/01/2015	POS	<8	96.9	<12	<16	59.3	62.8	132	68.2	34.9	95	90.4
TPE2550	0.50-	141219-112	17/12/2014	19/12/2014	09/01/2015	POS	<8	97.4	<12	<16	29.4	23.3	48.4	<24	<14	24.7	84.1
TPE2551	0.50-	141219-112	17/12/2014	19/12/2014	09/01/2015	POS	11.7	94.9	<12	<16	82.2	93.9	198	128	62.8	128	85.8
TPE2590	0.50-	141219-112	17/12/2014	19/12/2014	09/01/2015	POS	<8	104	<12	<16	<14	<15	25.5	<24	<14	20.5	91.2
TPE2591	0.50-	141219-112	17/12/2014	19/12/2014	09/01/2015	POS	<8	98.3	<12	<16	<14	<15	<15	<24	<14	<10	85.5
TPE2592	0.50-	141219-112	17/12/2014	19/12/2014	09/01/2015	POS	<8	97.1	<12	<16	<14	<15	<15	<24	<14	<10	85.4
TPE2593	0.50-	141219-112	17/12/2014	19/12/2014	09/01/2015	POS	<8	96.4	<12	<16	49.5	59.9	107	56	35	61	109
TPE2594	0.50-	141219-112	17/12/2014	19/12/2014	09/01/2015	POS	<8	98.5	<12	<16	<14	<15	<15	<24	<14	13.3	89.2
TPE2598	0.30-	141217-49	16/12/2014	17/12/2014	10/02/2015	POS	15.5	97.5	26.9	66.6	339	443	662	434	319	446	104
TPE2599	0.50-	141217-49	16/12/2014	17/12/2014	10/02/2015	POS	68.4	88.4	<12	87.2	215	229	467	208	132	288	81.3
TPE2599	1.00-	141217-49	16/12/2014	17/12/2014	07/01/2015	POS	<8	113	<12	<16	<14	23.9	83.2	27.6	16.2	49.5	106
TPE2599	1.50-	141217-49	16/12/2014	17/12/2014	07/01/2015	POS	140	105	<12	279	<14	<15	<15	<24	<14	<10	116
TPE2640	0.50-	141219-112	17/12/2014	19/12/2014	09/01/2015	POS	<8	110	<12	<16	58.5	45.5	83.7	44.8	25.8	46.9	99.6
TPE2641	0.50-	141219-112	17/12/2014	19/12/2014	09/01/2015	POS	<8	103	<12	<16	<14	<15	<15	<24	<14	<10	88.6
TPE2642	0.50-	141219-112	17/12/2014	19/12/2014	09/01/2015	POS	<8	99.7	<12	<16	<14	<15	<15	<24	<14	15	86.9
TPE2643	1.00-	141213-29	12/12/2014	13/12/2014	06/01/2015	POS	<8	93.5	<12	<16	16.8	<15	<15	<24	<14	<10	89.2
TPE2644	0.50-	141213-29	12/12/2014	13/12/2014	06/01/2015	POS	<8	89	<12	<16	78.6	55	101	48.6	29.5	64	93.4
TPE2694	0.50-	141213-29	12/12/2014	13/12/2014	06/01/2015	POS	<8	96.9	<12	<16	<14	<15	<15	<24	<14	<10	94.3
TPE2695	0.50-	141213-29	12/12/2014	13/12/2014	06/01/2015	POS	<8	85	<12	<16	24	<15	<15	<24	<14	16.2	80.2
TPE2695	1.50-	141213-29	12/12/2014	13/12/2014	05/01/2015	POS	<8	93.6	<12	<16	42.5	31	88.1	<24	25.6	68.6	95.3
TPE2696	1.00-	141213-29	12/12/2014	13/12/2014	06/01/2015	POS	<8	91.5	<12	<16	27.7	<15	91.5	<24	<14	96.8	91.7
TPE2697	0.50-	141213-29	12/12/2014	13/12/2014	06/01/2015	POS	<8	86.2	<12	<16	<14	<15	<15	<24	<14	<10	82
TPE2698	0.30-	141217-49	16/12/2014	17/12/2014	07/01/2015	POS	<8	98.3	<12	<16	<14	30.1	55.1	36.5	<14	<10	99.8
TPE2699	0.50-	141217-49	16/12/2014	17/12/2014	07/01/2015	POS	<8	88.9	<12	<16	<14	<15	45.9	<24	<14	29.8	91
TPE2700	0.50-	141217-49	16/12/2014	17/12/2014	10/02/2015	POS	<8	91.8	<12	<16	38	56.2	137	61.5	39.4	86	96.6
TPE2700	1.50-	141217-49	16/12/2014	17/12/2014	07/01/2015	POS	137	101	<12	66.7	64	36.8	67.4	29.5	23.1	50	110

Sample Desc	Sample Depth	Dibenzo(a,h)anthracene	Fluoranthene	Fluorene	Indeno(1,2,3-cd)pyrene	Naphthalene	Naphthalene-d8 % recovery**	PAH, Total Detected USEPA 16	Perylene-d12 % recovery**	Phenanthrene	Phenanthrene-d10 % recovery**	Pyrene
		µg/kg	µg/kg	µg/kg	µg/kg	µg/kg	%	µg/kg	%	µg/kg	%	µg/kg
TPE3791	0.50-	<23	<17	40.7	<18	16.8	114	140	103	62.1	112	<15
TPE3791	1.50-	<23	<17	<10	<18	<9	90.7	<118	77.8	<15	88.2	<15
TPE3791	2.50-	<23	<17	<10	<18	<9	110	<118	112	<15	111	<15
TPE3792	0.50-	<23	<17	16.7	<18	<9	88.2	<118	89.8	19.5	84.6	<15
TPE3792	1.50-	<23	<17	<10	<18	<9	82.4	<118	83.5	<15	79.3	<15
TPE3792	2.50-	<23	<17	<10	<18	<9	85.5	<118	81.1	<15	80.3	<15
TPE3793	0.50-	<23	<17	17.5	<18	<9	85.6	<118	98.9	30.3	85.6	<15
TPE3793	1.50-	<23	<17	<10	<18	<9	88.1	<118	106	<15	84	<15
TPE3793	2.50-	<23	<17	<10	<18	<9	85	<118	86.8	<15	81.9	<15
TPE3793	3.50-	<23	<17	<10	<18	<9	83.9	<118	79.8	<15	79.5	<15
TPE3794	0.50-	<23	<17	46.5	<18	50.8	101	369	79	56.4	95.3	<15
TPE3794	1.50-	<23	<17	14.4	<18	12.8	83.9	138	76.5	32.1	76.9	<15
TPE3794	2.50-	<23	<17	17.8	<18	<9	91.9	<118	94.1	<15	86.8	<15
TPE3794	3.50-	<23	<17	<10	<18	<9	79	<118	78.2	<15	73.6	<15
TPE3795	0.50-	<23	<17	<10	<18	<9	105	<118	98.6	36.8	101	<15
TPE3795	1.50-	<23	<17	<10	<18	<9	85.7	<118	84.2	<15	81.6	<15
TPE3795	2.50-	<23	<17	<10	<18	<9	85.5	<118	84.6	37.2	82.2	<15
TPE3795	3.50-	<23	<17	<10	<18	<9	85.8	<118	88.3	29.4	82.3	<15
TPE3796	0.50-	<23	<17	<10	<18	<9	98.8	<118	90.8	<15	95.1	15.8
TPE3796	1.50-	<23	<17	<10	<18	<9	87.4	<118	93.4	<15	82.4	<15
TPE3796	2.50-	<23	<17	<10	<18	<9	84	122	82.3	53.4	80.3	<15
TPE3796	3.50-	<23	<17	<10	<18	<9	101	<118	79.5	<15	93.5	<15
TPE3797	0.50-	96.5	541	53.6	230	386	106	4560	106	503	107	446
TPE3797	1.50-	<23	95.4	<10	29.9	33.3	109	606	94.9	103	108	74.7
TPE3797	2.50-	<23	141	132	22.7	<9	111	1520	113	364	109	241
TPE3797	3.50-	70.3	706	835	153	657	111	8660	114	1740	108	796
TPE3797	4.50-	<23	<17	466	<18	241	99.9	3060	104	783	101	400
TPE3800	0.50-	<23	<17	<10	<18	<9	102	<118	94.6	<15	98.4	<15
TPE3800	1.50-	<23	<17	<10	<18	<9	86.8	<118	88.1	<15	84.1	<15
TPE3800	2.50-	<23	<17	<10	<18	<9	88	<118	92.4	<15	83.3	<15
TPE3801	0.50-	<23	<17	29.2	<18	<9	102	<118	97.2	<15	101	<15
TPE3801	1.50-	<23	<17	12.6	<18	<9	105	<118	101	<15	104	<15
TPE3801	2.50-	<23	<17	<10	<18	<9	104	<118	103	17	105	<15
TPE3802	0.50-	<23	124	1290	<18	404	89.5	5600	98.3	1730	91.1	374
TPE3802	1.50-	<23	<17	37	<18	24.2	93	180	89.7	54	92.2	<15
TPE3802	2.50-	<23	<17	21.3	<18	20.8	95.3	<118	97.4	44.2	95.7	<15
TPE3802	3.50-	<23	<17	<10	<18	<9	98.1	<118	96.6	<15	97.6	<15
TPE3802	4.50-	<23	<17	<10	<18	<9	94	<118	94.4	<15	93.3	<15
TPE3803	0.50-	<23	167	219	36.3	189	91.4	2070	94.3	265	94.9	223
TPE3803	1.50-	<23	<17	81.3	<18	128	100	449	95.3	138	102	<15
TPE3803	2.50-	<23	<17	62.5	<18	34.9	95.6	332	86.5	125	96.3	<15
TPE3803	3.50-	<23	18.7	76.3	<18	73.9	93.3	491	85.1	161	94.5	<15
TPE3803	4.50-	<23	24.1	200	<18	68.2	98	926	100	309	101	60.2
TPE3866	0.50-	<23	61.1	1170	<18	353	98.7	3910	109	881	101	180
TPE3866	1.50-	<23	<17	45.3	<18	<9	97.2	<118	97.1	45.9	93.6	<15
TPE3866	2.50-	<23	83.1	847	<18	491	96.6	3190	116	460	97.1	141
TPE3866	3.50-	<23	<17	57	<18	21.5	102	260	107	70.5	102	18
TPE3866	4.50-	<23	22.8	119	<18	<9	97.8	481	106	119	95.3	37.3
TPE3867	0.50-	<23	80.1	1890	<18	658	91.4	6500	96.7	1170	93	207
TPE3867	1.50-	<23	59.3	1790	<18	603	96.1	6450	106	1720	101	149
TPE3867	2.50-	<23	<17	46.7	<18	21.5	99.4	245	108	90	105	20.2
TPE3867	3.50-	<23	<17	18.9	<18	<9	97.9	<118	88.4	<15	91.9	<15
TPE3867	4.50-	<23	<17	31.9	<18	17.6	97.6	143	105	48.9	98	<15
TPE3868	0.50-	<23	<17	<10	<18	<9	101	<118	103	24.9	103	<15
TPE3868	1.50-	<23	<17	13.6	<18	<9	99.1	<118	89.3	<15	97.8	<15
TPE3868	2.50-	<23	<17	<10	<18	<9	95.7	<118	87.6	<15	89.7	<15
TPE3868	3.50-	<23	<17	<10	<18	<9	97.4	<118	88.1	<15	91.3	<15
TPE3869	0.50-	<23	<17	<10	<18	<9	98	<118	89.6	34.5	96.4	<15
TPE3869	1.50-	<23	<17	177	<18	60.8	101	677	105	186	100	30.4
TPE3869	2.50-	<23	<17	15.2	<18	<9	98.9	<118	95.6	22.6	98.4	<15
TPE3869	3.50-	<23	<17	40.7	<18	<9	106	<118	110	26.7	106	<15
TPE3869	4.50-	<23	<17	<10	<18	<9	98.9	<118	92.2	<15	98.3	<15
TPE3870	0.50-	<23	26.9	306	<18	<9	99.7	1170	99.4	259	96.9	71.5
TPE3870	1.50-	<23	<17	<10	<18	<9	84.7	<118	90	<15	80.5	<15
TPE3870	2.50-	<23	<17	<10	<18	<9	86.4	<118	91.9	<15	82.4	<15
TPE3870	3.50-	<23	<17	<10	<18	<9	84.9	<118	88.4	<15	80.5	<15
TPE3872	0.50-	<23	<17	<10	<18	<9	88.1	<118	86	26.4	84.4	<15
TPE3872	1.50-	<23	<17	<10	<18	<9	99.2	<118	70.3	31.6	93.8	<15
TPE3556	0.50-	<23	1390	7490	<18	6820	103	44000	106	4690	109	978
TPE3556	1.50-	<23	129	179	<18	141	95.6	1390	104	300	95.8	102
TPE3556	2.50-	<23	99.9	194	<18	138	96.1	1330	101	179	96.6	81.7
TPE2465	0.50-	86.2	509	<10	292	18.4	105	3920	104	207	105	477
TPE2466	0.50-	59.8	655	35.9	163	30.2	107	3730	95.8	488	102	482
TPE2504	0.50-	80	382	<10	219	17.1	104	3000	101	194	99.6	285
TPE2505	0.50-	<23	<17	<10	<18	<9	100	<118	75.6	23.4	91.7	<15
TPE2505	1.50-	<23	<17	<10	<18	<9	98.1	<118	88.1	<15	95.8	<15
TPE2549	0.50-	<23	120	<10	49	<9	99.9	843	90.7	129	95.5	93.6
TPE2550	0.50-	<23	39.4	<10	21.3	<9	101	250	81.6	28.5	95	34.7
TPE2551	0.50-	29.1	189	<10	88.6	10.1	97.8	1290	86.4	129	93.7	144
TPE2590	0.50-	<23	<17	<10	<18	<9	104	<118	92.8	38.9	102	<15
TPE2591	0.50-	<23	<17	<10	<18	49.7	102	<118	87.2	<15	96.2	<15
TPE2592	0.50-	<23	<17	<10	<18	<9	101	<118	83.6	27.7	95.5	<15
TPE2593	0.50-	<23	44	<10	48	<9	101	535	100	38.9	94.7	35.4
TPE2594	0.50-	<23	<17	<10	<18	<9	101	<118	90.3	35.2	96.9	<15
TPE2598	0.30-	129	507	16.3	342	97.9	100	4530	109	254	96.2	435
TPE2599	0.50-	66.5	350	71.6	154	851	88.2	3990	94.4	496	81.9	306
TPE2599	1.00-	<23	48.2	<10	21.1	28.7	112	440	115	98.3	113	42.9
TPE2599	1.50-	<23	33.2	768	<18	333	104	2260	114	626	102	78.8
TPE2640	0.50-	<23	64.7	<10	33.6	<9	114	506	104	53.5	108	48.4
TPE2641	0.50-	<23	<17	<10	<18	<9	104	<118	84.6	18.7	102	<15
TPE2642	0.50-	<23	<17	<10	<18	<9	102	<118	84.8	40.7	98.2	<15
TPE2643	1.00-	<23	<17	<10	<18	<9	95.5	<118	87.8	24.8	91.8	<15
TPE2644	0.50-	<23	87.3	<10	43.4	<9	90.8	623	99.2	53.2	87	62.6
TPE2694	0.50-	<23	<17	<10	<18	<9	99	<118	92.1	30.4	94.8	<15
TPE2695	0.50-	<23	24.3	<10	<18	<9	87.7	<118	78.6	28.7	83.1	18.6
TPE2695	1.50-	<23	56.1	<10	<18	<9	95.4	434	91	84.7	91.3	37.8
TPE2696	1.00-	<23	30.1	12.5	<18	46	92.1	469	97	145	89.6	18.9
TPE2697	0.50-	<23	<17	<10	<18	<9	87.8	<118	82.6	17.9	83.4	<15
TPE2698	0.30-	<23	22.8	<10	27.9	<9	98.6	208	125	17.9	95.8	17.2
TPE2699	0.50-	<23	<17	<10	<18	<9	91.8	<118	90.4	35.4	86.2	<15
TPE2700	0.50-	<23	64	18.4	47.1	63.2	92.6	733	95.4	56.1	89.5	66.7
TPE2700	1.50-	<23	119	224	26.6	236	102	1510	111	329	98.8	101

Monitor Phase 68

Sample Descr	Sample Depth	SDG ID.	Date Sampled	Received On	Date Complete	Commercial >1m RBSL / POS >1m RBSL	Acenaphthene µg/kg	Acenaphthene-d10 % recovery** %	Acenaphthylene µg/kg	Anthracene µg/kg	Benz(a)anthracene µg/kg	Benzo(a)pyrene µg/kg	Benzo(b)fluoranthene µg/kg	Benzo(g,h,i)perylene µg/kg	Benzo(k)fluoranthene µg/kg	Chrysene µg/kg	Chrysene-d12 % recovery** %	Dibenzo(a,h)anthracene µg/kg	Fluoranthene µg/kg	Fluorene µg/kg	Indeno(1,2,3-cd)pyrene µg/kg	Naphthalene µg/kg	Naphthalene-d8 % recovery** %	PAH, Total Detected USEPA 16 µg/kg	Perylene-d12 % recovery** %	Phenanthrene µg/kg	Phenanthrene-d10 % recovery** %	Pyrene µg/kg
TPE2748	1.00-	141213-29	12/12/2014	13/12/2014	06/01/2015	POS	<8	86.6	<12	<16	22.2	<15	18.3	<24	<14	15.4	84.7	<23	<17	<10	<18	<9	88	<118	89.2	28.2	84.4	<15
TPE2749	0.50-	141213-29	12/12/2014	13/12/2014	06/01/2015	POS	<8	90.8	<12	<16	<14	19.7	38.7	<24	<14	32.8	87.5	<23	29.2	<10	<18	<9	91.7	185	90.9	38.7	87.5	25.8
TPE2752	0.50-	141217-49	16/12/2014	17/12/2014	07/01/2015	POS	<8	118	<12	<16	40	35.7	96.6	33.4	23.5	63.4	103	<23	68.8	<10	25	18.9	119	539	113	78.5	116	55.3
TPE2752	1.50-	141217-49	16/12/2014	17/12/2014	07/01/2015	POS	<8	101	<12	<16	<14	<15	28.3	<24	<14	21.2	101	<23	<17	<10	<18	<9	104	<118	94.2	24.5	97.9	<15
TPE2753	0.50-	141217-49	16/12/2014	17/12/2014	07/01/2015	POS	<8	94.5	<12	<16	<14	<15	25.7	<24	<14	19.5	93.6	<23	<17	<10	<18	31.6	96.1	<118	90.7	28	89.9	<15
TPE2753	1.50-	141217-49	16/12/2014	17/12/2014	07/01/2015	POS	<8	98.2	<12	<16	141	145	266	137	92.1	129	104	46.3	137	<10	113	54.4	99.6	1460	106	83.6	93.9	121
TPE2799	0.50-	141213-29	12/12/2014	13/12/2014	06/01/2015	POS	11.6	91.7	<12	23.9	234	208	275	133	133	221	93.4	52.5	284	<10	120	<9	93.1	2060	101	144	89.8	221
TPE2799	1.50-	141213-29	12/12/2014	13/12/2014	05/01/2015	POS	<8	88.5	<12	<16	24.9	<15	<15	<24	<14	11.7	82.4	<23	<17	<10	<18	<9	93.8	<118	76.3	27.3	88.5	<15
TPE2800	0.50-	141213-29	12/12/2014	13/12/2014	06/01/2015	POS	<8	95.1	<12	<16	<14	17.8	42.7	<24	<14	26.2	93.5	<23	36.9	<10	<18	<9	97.1	192	92.2	40.7	93.2	27.9
TPE2801	0.50-	141213-29	12/12/2014	13/12/2014	06/01/2015	POS	<8	95.6	<12	<16	<14	<15	23.7	<24	<14	18.9	88.1	<23	<17	<10	<18	<9	98.6	<118	85.9	42.6	94.3	<15
TPE2801	1.50-	141213-29	12/12/2014	13/12/2014	06/01/2015	POS	<8	94.5	<12	<16	<14	<15	63.8	<24	<14	69.4	94.5	<23	<17	<10	<18	16.5	97.1	264	89.5	114	91.7	<15
TPE2802	0.50-	141213-29	12/12/2014	13/12/2014	06/01/2015	POS	<8	88.6	<12	<16	47.2	52.9	69.6	41.9	30.3	50	84.4	<23	57	<10	34.1	<9	90.7	485	86.9	48.9	86	52.8
TPE2802	1.50-	141213-29	12/12/2014	13/12/2014	06/01/2015	POS	<8	94.4	<12	<16	<14	<15	78	<24	<14	96.7	96.5	<23	28.9	<10	<18	13.8	96	417	94.2	180	92	19.7
TPE2845	0.50-	141213-29	12/12/2014	13/12/2014	06/01/2015	POS	<8	97.7	<12	<16	<14	<15	<15	<24	<14	<10	93.7	<23	<17	<10	<18	<9	101	<118	95.5	25	97.9	<15
TPE2845	1.50-	141213-29	12/12/2014	13/12/2014	06/01/2015	POS	<8	92.6	<12	<16	<14	<15	<15	<24	<14	11	93.5	<23	<17	<10	<18	<9	94.9	<118	88.7	23.4	90.2	<15
TPE2847	0.50-	141213-29	12/12/2014	13/12/2014	06/01/2015	POS	<8	99.4	<12	<16	<14	20.1	54.6	<24	<14	41.3	97	<23	41.5	<10	<18	<9	103	238	94.5	49	97.8	31.2
TPE2847	1.50-	141213-29	12/12/2014	13/12/2014	06/01/2015	POS	<8	97.9	<12	<16	27.7	<15	<15	<24	<14	16.4	98.5	<23	<17	<10	<18	<9	101	<118	95	35.3	96.6	<15
TPE2881	0.50-	141213-29	12/12/2014	13/12/2014	06/01/2015	POS	<8	96.9	<12	<16	<14	<15	<15	<24	<14	<10	92	<23	<17	<10	<18	<9	99.6	<118	91.2	28.1	97	<15
TPE2881	1.50-	141213-29	12/12/2014	13/12/2014	06/01/2015	POS	<8	92.7	<12	<16	<14	<15	31.8	<24	<14	27.8	95.5	<23	<17	<10	<18	<9	94.4	<118	93.8	41.8	90.5	<15
TPE2883	0.50-	141213-29	12/12/2014	13/12/2014	06/01/2015	POS	<8	99.8	<12	<16	<14	<15	26.1	<24	<14	14	93.6	<23	<17	<10	<18	<9	102	<118	91.4	36.1	100	<15
TPE2883	1.50-	141213-29	12/12/2014	13/12/2014	06/01/2015	POS	<8	87.6	<12	<16	18.4	<15	<15	<24	<14	15.4	79.9	<23	<17	<10	<18	<9	92.2	<118	75.6	34	87.4	<15
TPE2884	0.50-	141213-29	12/12/2014	13/12/2014	06/01/2015	POS	<8	96.8	<12	<16	<14	<15	27.7	<24	<14	22.2	89.2	<23	23	<10	<18	<9	101	<118	83.4	38.2	96.8	<15
TPE2884	1.50-	141213-29	12/12/2014	13/12/2014	06/01/2015	POS	<8	98.7	<12	<16	25.5	<15	19.1	<24	<14	18.3	99.8	<23	<17	<10	<18	<9	101	<118	96.6	28.4	97.4	<15
TPE2926	0.50-	141213-29	12/12/2014	13/12/2014	06/01/2015	POS	<8	88.6	<12	<16	38.7	23.6	45.2	<24	20.8	45.1	83.5	<23	51.4	<10	<18	<9	89.7	305	82.4	45.5	85.9	35.2
TPE2926	1.50-	141213-29	12/12/2014	13/12/2014	05/01/2015	POS	<8	95.3	<12	<16	<14	<15	<15	<24	<14	15.5	76.5	<23	<17	<10	<18	<9	97.2	<118	83.9	37.2	94	<15
TPE2927	0.50-	141213-29	12/12/2014	13/12/2014	06/01/2015	POS	<8	92.6	<12	63.7	<14	<15	109	27.9	<14	<10	86.1	<23	<17	<10	<18	<9	91.7	348	99.1	51	89.4	96.9
TPE2927	1.50-	141213-29	12/12/2014	13/12/2014	05/01/2015	POS	38.6	96.1	<12	20.3	17.3	<15	17.2	<24	<14	19.6	75.9	<23	<17	51.4	<18	32.1	96.7	278	81.7	81.4	95.5	<15
TPE2928	0.50-	141213-29	12/12/2014	13/12/2014	06/01/2015	POS	<8	101	<12	<16	<14	<15	<15	<24	<14	<10	96	<23	<17	<10	<18	<9	103	<118	94.9	<15	101	<15
TPE2928	1.50-	141213-29	12/12/2014	13/12/2014	06/01/2015	POS	<8	89.2	<12	<16	32.6	<15	28.7	<24	<14	27.7	82.7	<23	39.1	<10	<18	<9	92.7	212	78	45	89.1	39.2
TPE2928	2.00-	141213-29	12/12/2014	13/12/2014	06/01/2015	POS	83.1	92.1	14	127	<14	<15	25	<24	<14	36.8	90.3	<23	66.9	117	<18	100	93.3	943	89.6	239	93.6	134
TPE2964	0.50-	141213-29	12/12/2014	13/12/2014	06/01/2015	POS	<8	98.6	<12	<16	<14	<15	18.7	<24	<14	14.2	95	<23	<17	<10	<18	<9	101	<118	96.4	34.6	98.5	<15
TPE2964	1.50-	141213-29	12/12/2014	13/12/2014	05/01/2015	POS	<8	99	<12	76.9	23.2	<15	35.2	<24	<14	46.1	80.4	<23	30.7	119	<18	131	98.4	641	86.3	120	98.9	58.6
TPE2965	0.50-	141213-29	12/12/2014	13/12/2014	06/01/2015	POS	72.5	100	22.5	326	9470	9530	17000	7000	5410	9510	105	2730	9140	117	6360	88.7	102	85600	113	2090	99.2	6810
TPE2965	1.50-	141213-29	12/12/2014	13/12/2014	06/01/2015	POS	<8	96.7	<12	<16	<14	<15	21.1	<24	<14	17.3	100	<23	<17	<10	<18	<9	98.1	<118	99.6	29.5	94.5	<15
TPE3010	0.50-	141215-5	11/12/2014	15/12/2014	06/01/2015	POS	<8	114	<12	<16	<14	<15	22.6	<24	<14	22.6	114	<23	<17	<10	<18	<9	118	<118	108	52.1	111	<15
TPE3011	0.50-	141215-5	11/12/2014	15/12/2014	06/01/2015	POS	<8	98.1	<12	<16	<14	<15	40.7	<24	<14	41.6	101	<23	<17	<10	<18	<9	102	138	98.8	55.5	97.2	<15
TPE3012	0.50-	141215-5	11/12/2014	15/12/2014	06/01/2015	POS	<8	97.5	<12	<16	27.7	<15	25.5	<24	<14	20.2	101	<23	<17	<10	<18	<9	99.7	<118	99.8	32.1	95.8	<15
TPE3053	0.50-	141215-5	11/12/2014	15/12/2014	06/01/2015	POS	<8	107	<12	<16	<14	<15	<15	<24	<14	19.3	107	<23	<17	<10	<18	<9	111	<118	103	38.6	106	<15
TPE3054	0.50-	141215-5	11/12/2014	15/12/2014	06/01/2015	POS	72.2	108	22.4	471	4230	3570	5660	2030	2070	3930	117	933	5280	161	1980	34.1	112	36600	124	2680	107	3430
TPE3056	1.00-	141215-5	11/12/2014	15/12/2014	06/01/2015	POS	<8	102	<12	<16	<14	<15	52	<24	<14	47	103	<23	28.4	<10	<18	11	106	228	99.6	69.5	99.5	19.7
TPE3094	0.50-	141215-5	11/12/2014	15/12/2014	06/01/2015	POS	<8	116	<12	<16	<14	<15	40.4	<24	<14	33.7	121	<23	<17	<10	<18	<9	116	141	121	66.6	114	<15
TPE3094	1.50-	141215-5	11/12/2014	15/12/2014	06/01/2015	POS	<8	92.1	<12	179	<14	<15	38.1	<24	<14	39.1	89.9	<23	77.6	454	<18	299	95.2	1770	104	571	91.9	116
TPE3095	0.50-	141215-5	11/12/2014	15/12/2014	06/01/2015	POS	<8	92.7	<12	<16	<14	29.6	46.7	<24	16.5	31.6	98	<23	34.2	<10	<18	12.2	97	237	98.7	29.3	90.7	36.4
TPE3095	1.50-	141215-5	11/12/2014	15/12/2014	06/01/2015	POS	<8	96.2	<12	116	42.5	<15	60.1	<24	33.9	42.4	92.6	<23	80.8	343	<18	248	95.4	1470	105	404	95	103
TPE3096	0.50-	141215-5	11/12/2014	15/12/2014	06/01/2015	POS	<8	105	<12	19.8	62.1	57.4	114	52.5	34.9	72.2	115	<23	73.5	<10	45	110	108	804	115	71.4	102	91.6
TPE3097	0.50-	141215-5	11/12/2014	15/12/2014	06/01/2015	POS	<8	93.4	<12	<16	25.2	<15	27.9	<24	<14	18.1	95.7	<23	<17	<10	<18	10.5	94	<118	104	21.7	90.5	<15
TPE3141	0.50-	141215-5	11/12/2014	15/12/2014	06/01/2015	POS	<8	102	<12	24.1	<14	22.2	33	83	<14	<10	106	<23	20.2	<10	57.1	33.3	106	335	109	36.1	101	25.9
TPE2602	0.30-	150219-78	16/02/2015	19/02/2015	08/04/2015	POS	254	115	202	633	815	1120	1880	2080	598	959	100	366	1320	422	1440	2600	120	18600	107	2100	113	1840
TPE2602	1.50-	150219-78	16/02/2015	19/02/2015	08/03/2015	POS	260	106	45.3	182	89.4	69.3	153	98.6	42	134	105	26.7	136	397	73.7	766	106	3290	108	569	105	250
TPE2602	2.30-	150219-78	16/02/2015	19/02/2015	08/03/2015	POS	136	106	<12	171	28	<15	65.9	<24	<14	99.3	104	<23	69.9	355	<18	540	106	2110	107	517	105	131
TPE3143	0.80-	150212-8	11/02/2015	12/02/2015	16/04/2015	POS	115	111	20.7	212	365	329	316	231	165	380	104	71	838	110	166	183	107	5270	106	646	108	1120
TPE3143	1.80-	150212-8	11/02/2015	12/02/2015	25/02/2015	POS	204	110	<12	263	<14	<15	30.1	<24	<14	<10	103	<23	47.6	<10	<18	45.3	109	827	104	144	112	92.9
TPE3013	0.50-	150302-28	26/02/2015	02/03/2015	24/03/2015	POS	<8	91.7	<12	<16	<14	<15	<15	<24	<14	11.5	83.1	<23	<17	<10	<18	<9	91.2	<118	95.2	29.5	88.9	<15
TPE3013	1.50-	150302-28	26/02/2015	02/03/2015	24/03/2015	POS	<8	93.3	<12	<16	<14	<15	<15	<24	<14	<10	84.4	<23	<17	<10	<18	<9	93.4	<118	95.7	21.6	90.1	<15
TPE3013	2.50-	150302-28	26/02/2015	02/03/2015	23/03/2015	POS	38.8	93.3	<12	47.2	<14	<15	<15	<24	<14	16.2	91.3	<23	25.7	37.5	<18	<9	95	244	103	42.2	89.2	35.8
TPE3013	3.50-	150302-28	26/02/2015	02/03/2015	23/03/2015	POS	110	95.9	<12	64.3	24.6	<15	<15	<24	<14	13.5	88.7	<23	29.5	181	<18	65.6	93.8	797	100	238	93.9	70.6
TPE3013	4.50-	150302-28	26/02/2015	02/03/2015	23/03/2015	POS	128	96	<12	57.1	19.3	<15	28.7	<24	<14	47.6	88.4	<23	21.9	241	<18	256	94.3	1200	98	351	94	44
TPE3188	1.00-	141215-5	11/12/2014	15/12/2014	06/01/2015	POS	<8	115	<12	<16	<14	<15	31.1	<24	<14	20.9	123	<23	<17	<10	<18	<9	115	<118	124	33.4	114	<15

Monitor Phase 68

Sample Descr	Sample Depth	SDG ID.	Date Sampled	Received On	Date Complete	Commercial >1m RBSL / POS >1m RBSL	Actinolite*	Amosite*	Anthophyllite*	Chrysotile*	Crocidolite*	Non-Asbestos Fibres Detected	Tremolite*	Additional Asbestos Components (Using TM048)	Additional Asbestos Components (Using TM048)	Amosite (Brown) Asbestos	Analysed By	Analysts Comments	Analysts Comments	Asbestos Quantification - Detailed Gravimetric - %	Asbestos Quantification - Gravimetric %	Asbestos Quantification - Gravimetric - %	Asbestos Quantification - PCOM Evaluation - %	Asbestos Quantification - Total - %	Asbestos Quantificatio n - Total - %	Chrysotile (White) Asbestos	Comments	Crocidolite (Blue) Asbestos	Date of Analysis	Fibrous Actinolite	Fibrous Anthophyllite	Fibrous Tremolite	Non-Asbestos Fibre
-	-	-	-	-	-	-	-	-	-	-	-	-	-	-	-	-	-	-	-	%	%	%	%	%	%	-	-	-	-	-	-	-	-
TPE2319	0.50-	150128-98	26/01/2015	28/01/2015	06/02/2015	POS	-	-	-	-	-	-	-	-	-	Not Detected	Rawlings	-	-	-	-	-	-	-	-	Trace	e fibres in soil	Not Detected	4/2/15	Not Detected	Not Detected	Not Detected	Not Detected
TPE2319	1.50-	150128-98	26/01/2015	28/01/2015	06/02/2015	POS	-	-	-	-	-	-	-	-	-	-	-	-	-	-	-	-	-	-	-	-	-	-	-	-	-	-	-
TPE2319	2.50-	150128-98	26/01/2015	28/01/2015	06/02/2015	POS	-	-	-	-	-	-	-	-	-	-	-	-	-	-	-	-	-	-	-	-	-	-	-	-	-	-	-
TPE2319	3.50-	150128-98	26/01/2015	28/01/2015	06/02/2015	POS	-	-	-	-	-	-	-	-	-	-	-	-	-	-	-	-	-	-	-	-	-	-	-	-	-	-	-
TPE2321	0.50-	150128-98	26/01/2015	28/01/2015	13/03/2015	POS	-	-	-	-	-	-	-	ninous product)	-	Detected	Kevin Gill	N/C	-	-	0.0048	-	<0.001	0.005	-	Detected	e fibres in soil	Not Detected	5/2/15	Not Detected	Not Detected	Not Detected	Not Detected
TPE2380	0.50-	150128-102	23/01/2015	28/01/2015	05/02/2015	POS	-	-	-	-	-	-	-	-	-	Not Detected	in Hughes	-	-	-	-	-	-	-	Not Detected	0	Not Detected	4/2/15	Not Detected	Not Detected	Not Detected	Not Detected
TPE2380	1.50-	150128-102	23/01/2015	28/01/2015	05/02/2015	POS	-	-	-	-	-	-	-	-	-	-	-	-	-	-	-	-	-	-	-	-	-	-	-	-	-	-	-
TPE2381	0.50-	150128-102	23/01/2015	28/01/2015	12/03/2015	POS	-	-	-	-	-	-	-	None	-	Not Detected	in Hughes	N/C	-	-	<0.001	-	<0.001	<0.001	-	Detected	e fibres in soil	Not Detected	4/2/15	Not Detected	Not Detected	Not Detected	Not Detected
TPE2382	1.00-	150128-102	23/01/2015	28/01/2015	05/02/2015	POS	-	-	-	-	-	-	-	-	-	Not Detected	Swindells	-	-	-	-	-	-	-	Not Detected	0	Not Detected	4/2/15	Not Detected	Not Detected	Not Detected	Not Detected
TPE2383	0.50-	150128-102	23/01/2015	28/01/2015	05/02/2015	POS	-	-	-	-	-	-	-	-	-	Not Detected	in Hughes	-	-	-	-	-	-	-	Not Detected	0	Not Detected	4/2/15	Not Detected	Not Detected	Not Detected	Not Detected
TPE2394	0.50-	150221-57	17/02/2015	21/02/2015	30/04/2015	POS	Not Detected	Detected	Not Detected	Detected	Not Detected	Not Detected	Not Detected	None	-	-	-	N/C	-	-	0.001	-	<0.001	0.0013	-	-	-	-	-	-	-	-	-
TPE2394	1.50-	150221-57	17/02/2015	21/02/2015	12/03/2015	POS	-	-	-	-	-	-	-	-	-	-	-	-	-	-	-	-	-	-	-	-	-	-	-	-	-	-	-
TPE2395	0.50-	150221-73	18/02/2015	21/02/2015	07/05/2015	POS	Not Detected	Not Detected	Not Detected	Detected	Not Detected	Not Detected	Not Detected	None	-	-	-	N/C	-	-	<0.001	-	<0.001	<0.001	-	-	-	-	-	-	-	-	-
TPE2395	1.50-	150221-73	18/02/2015	21/02/2015	13/03/2015	POS	-	-	-	-	-	-	-	-	-	-	-	-	-	-	-	-	-	-	-	-	-	-	-	-	-	-	-
TPE2395	2.50-	150221-73	18/02/2015	21/02/2015	13/03/2015	POS	-	-	-	-	-	-	-	-	-	-	-	-	-	-	-	-	-	-	-	-	-	-	-	-	-	-	-
TPE2395	3.20-	150221-73	18/02/2015	21/02/2015	14/03/2015	POS	-	-	-	-	-	-	-	-	-	-	-	-	-	-	-	-	-	-	-	-	-	-	-	-	-	-	-
TPE2411	0.50-	150128-102	23/01/2015	28/01/2015	05/02/2015	POS	-	-	-	-	-	-	-	-	-	Not Detected	Swindells	-	-	-	-	-	-	-	Not Detected	0	Not Detected	4/2/15	Not Detected	Not Detected	Not Detected	Not Detected
TPE2412	0.50-	150128-102	23/01/2015	28/01/2015	05/02/2015	POS	-	-	-	-	-	-	-	-	-	Not Detected	Rawlings	-	-	-	-	-	-	-	Not Detected	0	Not Detected	3/2/15	Not Detected	Not Detected	Not Detected	Not Detected
TPE2413	0.50-	150128-102	23/01/2015	28/01/2015	11/03/2015	POS	-	-	-	-	-	-	-	None	-	Detected	Swindells	N/C	-	-	<0.001	-	<0.001	<0.001	-	Not Detected	e fibres in soil	Not Detected	4/2/15	Not Detected	Not Detected	Not Detected	Not Detected
TPE2414	0.50-	150128-102	23/01/2015	28/01/2015	12/03/2015	POS	-	-	-	-	-	-	-	None	-	Not Detected	Swindells	N/C	-	-	<0.001	-	<0.001	<0.001	-	Detected	e fibres in soil	Not Detected	4/2/15	Not Detected	Not Detected	Not Detected	Not Detected
TPE2415	0.50-	150128-102	23/01/2015	28/01/2015	12/03/2015	POS	-	-	-	-	-	-	-	None	-	Not Detected	Rawlings	N/C	-	-	0.0068	-	0.0024	0.0092	-	Detected	e fibres in soil	Detected	3/2/15	Not Detected	Not Detected	Not Detected	Not Detected
TPE2417	0.50-	150128-102	23/01/2015	28/01/2015	05/02/2015	POS	-	-	-	-	-	-	-	-	-	Not Detected	Swindells	-	-	-	-	-	-	-	Not Detected	0	Not Detected	4/2/15	Not Detected	Not Detected	Not Detected	Not Detected
TPE2418	0.50-	150128-102	23/01/2015	28/01/2015	05/02/2015	POS	-	-	-	-	-	-	-	-	-	Not Detected	Rawlings	-	-	-	-	-	-	-	Not Detected	0	Not Detected	3/2/15	Not Detected	Not Detected	Not Detected	Not Detected
TPE2429	0.50-	150219-78	16/02/2015	19/02/2015	08/04/2015	POS	-	-	-	-	-	-	-	None	-	Not Detected	Rawlings	N/C	-	-	<0.001	-	<0.001	<0.001	-	Detected	e fibres in soil	Not Detected	9/3/15	Not Detected	Not Detected	Not Detected	Not Detected
TPE2429	0.50-	150221-73	18/02/2015	21/02/2015	07/05/2015	POS	Not Detected	Not Detected	Not Detected	Detected	Not Detected	Not Detected	Not Detected	None	-	-	-	N/C	-	-	<0.001	-	<0.001	<0.001	-	-	-	-	-	-	-	-	-
TPE2429	1.50-	150219-78	16/02/2015	19/02/2015	09/03/2015	POS	-	-	-	-	-	-	-	-	-	-	-	-	-	-	-	-	-	-	-	-	-	-	-	-	-	-	-
TPE2429	1.50-	150221-73	18/02/2015	21/02/2015	14/03/2015	POS	-	-	-	-	-	-	-	-	-	-	-	-	-	-	-	-	-	-	-	-	-	-	-	-	-	-	-
TPE2429	2.30-	150221-73	18/02/2015	21/02/2015	13/03/2015	POS	-	-	-	-	-	-	-	-	-	-	-	-	-	-	-	-	-	-	-	-	-	-	-	-	-	-	-
TPE2429	2.40-	150219-78	16/02/2015	19/02/2015	08/03/2015	POS	-	-	-	-	-	-	-	-	-	-	-	-	-	-	-	-	-	-	-	-	-	-	-	-	-	-	-
TPE2430	0.50-	150219-78	16/02/2015	19/02/2015	08/04/2015	POS	-	-	-	-	-	-	-	None	-	Not Detected	Rawlings	N/C	-	-	<0.001	-	<0.001	<0.001	-	Detected	e fibres in soil	Not Detected	9/3/15	Not Detected	Not Detected	Not Detected	Not Detected
TPE2430	1.50-	150219-78	16/02/2015	19/02/2015	08/03/2015	POS	-	-	-	-	-	-	-	-	-	-	-	-	-	-	-	-	-	-	-	-	-	-	-	-	-	-	-
TPE2430	2.20-	150219-78	16/02/2015	19/02/2015	09/03/2015	POS	-	-	-	-	-	-	-	-	-	-	-	-	-	-	-	-	-	-	-	-	-	-	-	-	-	-	-
TPE2431	0.50-	150219-78	16/02/2015	19/02/2015	09/03/2015	POS	-	-	-	-	-	-	-	-	-	Not Detected	in Hughes	-	-	-	-	-	-	-	Not Detected	0	Not Detected	9/3/15	Not Detected	Not Detected	Not Detected	Not Detected
TPE2431	0.50-	150221-73	18/02/2015	21/02/2015	07/05/2015	POS	Not Detected	Not Detected	Not Detected	Detected	Not Detected	Not Detected	Not Detected	None	-	-	-	N/C	-	-	<0.001	-	<0.001	<0.001	-	-	-	-	-	-	-	-	-
TPE2431	1.50-	150219-78	16/02/2015	19/02/2015	07/03/2015	POS	-	-	-	-	-	-	-	-	-	-	-	-	-	-	-	-	-	-	-	-	-	-	-	-	-	-	-
TPE2431	1.50-	150221-73	18/02/2015	21/02/2015	13/03/2015	POS	-	-	-	-	-	-	-	-	-	-	-	-	-	-	-	-	-	-	-	-	-	-	-	-	-	-	-
TPE2431	2.50-	150219-78	16/02/2015	19/02/2015	09/03/2015	POS	-	-	-	-	-	-	-	-	-	-	-	-	-	-	-	-	-	-	-	-	-	-	-	-	-	-	-
TPE2431	2.50-	150221-73	18/02/2015	21/02/2015	14/03/2015	POS	-	-	-	-	-	-	-	-	-	-	-	-	-	-	-	-	-	-	-	-	-	-	-	-	-	-	-
TPE2431	3.20-	150219-78	16/02/2015	19/02/2015	07/03/2015	POS	-	-	-	-	-	-	-	-	-	-	-	-	-	-	-	-	-	-	-	-	-	-	-	-	-	-	-
TPE2431	3.50-	150221-73	18/02/2015	21/02/2015	13/03/2015	POS	-	-	-	-	-	-	-	-	-	-	-	-	-	-	-	-	-	-	-	-	-	-	-	-	-	-	-
TPE2432	0.50-	150219-78	16/02/2015	19/02/2015	09/03/2015	POS	-	-	-	-	-	-	-	-	-	Not Detected	in Hughes	-	-	-	-	-	-	-	Not Detected	0	Not Detected	9/3/15	Not Detected	Not Detected	Not Detected	Not Detected
TPE2432	1.50-	150219-78	16/02/2015	19/02/2015	09/03/2015	POS	-	-	-	-	-	-	-	-	-	-	-	-	-	-	-	-	-	-	-	-	-	-	-	-	-	-	-
TPE2432	2.50-	150219-78	16/02/2015	19/02/2015	08/03/2015	POS	-	-	-	-	-	-	-	-	-	-	-	-	-	-	-	-	-	-	-	-	-	-	-	-	-	-	-
TPE2432	3.50-	150219-78	16/02/2015	19/02/2015	08/03/2015	POS	-	-	-	-	-	-	-	-	-	-	-	-	-	-	-	-	-	-	-	-	-	-	-	-	-	-	-
TPE2432	4.20-	150219-78	16/02/2015	19/02/2015	07/03/2015	POS	-	-	-	-	-	-	-	-	-	-	-	-	-	-	-	-	-	-	-	-	-	-	-	-	-	-	-
TPE2460	0.50-	150128-102	23/01/2015	28/01/2015	05/02/2015	POS	-	-	-	-	-	-	-	-	-	Not Detected	in Hughes	-	-	-	-	-	-	-	Not Detected	0	Not Detected	4/2/15	Not Detected	Not Detected	Not Detected	Not Detected
TPE2460	1.50-	150128-102	23/01/2015	28/01/2015	05/02/2015	POS	-	-	-	-	-	-	-	-	-	-	-	-	-	-	-	-	-	-	-	-	-	-	-	-	-	-	-
TPE2461	0.50-	150128-102	23/01/2015	28/01/2015	05/02/2015	POS	-	-	-	-	-	-	-	-	-	Not Detected	in Hughes	-	-	-	-	-	-	-	Not Detected	0	Not Detected	4/2/15	Not Detected	Not Detected	Not Detected	Not Detected
TPE2461	1.50-	150128-102	23/01/2015	28/01/2015	05/02/2015	POS	-	-	-	-	-	-	-	-	-	-	-	-	-	-	-	-	-	-	-	-	-	-	-	-	-	-	-
TPE2462	0.50-	150128-102	23/01/2015	28/01/2015	05/02/2015	POS	-	-	-	-	-	-	-	-	-	Not Detected	in Hughes	-	-	-	-	-	-	-	Not Detected	0	Not Detected	4/2/15	Not Detected	Not Detected	Not Detected	Not Detected
TPE2462	1.50-	150128-102	23/01/2015	28/01/2015	05/02/2015	POS	-	-	-	-	-	-	-	-	-	-	-	-	-	-	-	-	-	-	-	-	-	-	-	-	-	-	-
TPE2475	0.50-	150221-57	17/02/2015	21/02/2015	01/05/2015	POS	Not Detected	Not Detected	Not Detected	Detected	Not Detected	Not Detected	Not Detected	None	-	-	-	N/C	-	-	0.003	-	<0.001	0.0031	-	-	-	-	-	-	-	-	-
TPE2475	1.50-	150221-57	17/02/2015	21/02/2015	12/03/2015	POS	-	-	-	-	-	-	-	-	-	-	-	-	-	-	-	-	-	-	-	-	-	-	-	-	-	-	-
TPE2477	0.40-	150221-57	17/02/2015	21/02/2015	30/04/2015	POS	Not Detected	Detected	Not Detected	Detected	Not Detected	Not Detected	Not Detected	None	-	-	-	N/C	-	-	<0.001	-	<0.001	<0.001	-	-	-	-	-	-	-	-	-
TPE2477	1.20-	150221-57	17/02/2015	21/02/2015	12/03/2015	POS	-	-	-	-	-	-	-	-	-	-	-	-	-	-	-	-	-	-	-	-	-	-	-	-	-	-	-
TPE2479	0.50-	150219-78	16/02/2015	19/02/2015	09/03/2015	POS	-	-	-	-	-	-	-	-	-	Not Detected	Rawlings	-	-	-	-	-	-	-	Not Detected	0	Not Detected	9/3/15	Not Detected	Not Detected	Not Detected	Not Detected
TPE2479	1.50-	150219-78	16/02/2015	19/02/2015	08/03/2015	POS	-	-	-	-	-	-	-	-	-	-	-	-	-	-	-	-	-	-	-	-	-	-	-	-	-	-	-
TPE2479	2.50-	150219-78	16/02/2015	19/02/2015	08/03/2015	POS	-	-	-	-	-	-	-	-	-	-	-	-	-	-	-	-	-	-	-	-	-	-	-	-	-	-	-
TPE2479	3.50-	150219-78	16/02/2015	19/02/2015	06/03/2015	POS	-	-	-	-	-	-	-	-	-	-	-	-	-	-	-	-	-	-	-	-	-	-	-	-	-	-	-
TPE2498	0.50-	150128-102	23/01/2015	28/01/2015	05/02/2015	POS	-	-	-	-	-	-	-	-	-	Not Detected	in Hughes	-	-	-	-	-	-	-	Not Detected	0	Not Detected	4/2/15	Not Detected	Not Detected	Not Detected	Not Detected
TPE2498	1.50-	150128-102	23/01/2015	28/01/2015	05/02/2015	POS	-	-	-	-	-	-	-	-	-	-	-	-	-	-	-	-	-	-	-	-	-	-	-	-	-	-	-
TPE2500	0.50-	150128-102	23/01/2015	28/01/2015	05/02/2015	POS	-	-	-	-	-	-	-	-	-	Not Detected	Swindells	-	-	-	-	-	-	-	Not Detected	0	Not Detected	4/2/15	Not Detected	Not Detected	Not Detected	Not Detected
TPE2501	0.50-	150221-57	17/02/2015	21/02/2015	30/04/2015	POS	Not Detected	Not Detected	Not Detected	Detected	Not Detected	Not Detected	Not Detected	None	-	-	-	N/C	-	-	0.0011	-	<0.001	0.0012	-	-	-	-	-	-	-	-	-
TPE2501	1.50-	150221-57	17/02/2015	21/02/2015	11/03/2015	POS	-	-	-	-	-	-	-	-	-	-	-	-	-	-	-	-	-	-	-	-	-	-	-	-	-	-	-
TPE2501	2.70-	150221-57	17/02/2015	21/02/2015	11/03/2015	POS	-	-	-	-	-	-	-	-	-	-	-	-	-	-	-	-	-	-	-	-	-	-	-	-	-	-	-
TPE2502	0.50-	150128-102	23/01/2015	28/01/2015	05/02/2015	POS	-	-	-	-	-	-	-	-	-	Not Detected	Swindells	-	-	-	-	-	-	-	Not Detected	0	Not Detected	4/2/15	Not Detected	Not Detected	Not Detected	Not Detected
TPE2502	1.50-	150128-102	23/01/2015	28/01/2015	05/02/2015	POS	-	-	-	-	-	-	-	-	-	-	-	-	-	-	-	-	-	-	-	-	-	-	-	-	-	-	-
TPE2514	0.50-	150221-57	17/02/2015	21/02/2015	05/05/2015	POS	Not Detected	Detected	Not Detected	Detected	Not Detected	Not Detected	Not Detected	None	-	-	-	N/C	-	-	<0.001	-	<0.001	<0.001	-	-	-	-	-	-	-	-	-
TPE2514	1.70-	150221-57	17/02/2015	21/02/2015	12/03/2015	POS	-	-	-	-	-	-	-	-	-	-	-	-	-	-	-	-	-	-	-	-	-	-	-	-	-	-	-
TPE2515	0.50-	150219-78	16/02/2015	19/02/2015	09/03/2015	POS	-	-	-	-	-	-	-	-	-	Not Detected	in Hughes	-	-	-	-	-	-	-	Not Detected	0	Not Detected	9/3/15	Not Detected	Not Detected	Not Detected	Not Detected
TPE2515	1.50-	150219-78	16/02/2015	19/02/2015	09/03/2015	POS	-	-	-	-	-	-	-	-	-	-	-	-	-	-	-	-	-	-	-	-	-	-	-	-	-	-	-
TPE2516	0.30-	150221-57	17/02/2015	21/02/2015	01/05/2015	POS	Not Detected	Not Detected	Not Detected	Detected	Not Detected	Not Detected	Not Detected	None	-	-	-	N/C	-	-	0.0067	-	<0.001	0.0074	-	-	-	-	-	-	-	-	-
TPE2516	1.50-	150221-57	17/02/2015	21/02/2015	11/03/2015	POS	-	-	-	-	-	-	-	-	-	-	-	-	-	-	-	-	-	-	-	-	-	-	-	-	-	-	-
TPE2516	2.50-	150221-57	17/02/2015	21/02/2015	11/03/2015	POS	-	-	-	-	-	-	-	-	-	-	-	-	-	-	-	-	-	-	-	-	-	-	-	-	-	-	-
TPE2518	0.50-	150219-78	16/02/2015	19/02/2015	09/03/2015	POS	-	-	-	-	-	-	-	-	-	Not Detected	Rawlings	-	-	-	-	-	-	-	Not Detected	0	Not Detected	9/3/15	Not Detected	Not Detected	Not Detected	Not Detected
TPE2518	1.50-	150219-78	16/02/2015	19/02/2015	09/03/2015	POS	-	-	-	-	-	-	-	-	-	-	-	-	-	-	-	-	-	-	-	-	-	-	-	-	-	-	-
TPE2518	2.50-	150219-78	16/02/2015	19/02/2015	08/03/2015	POS	-	-	-	-	-	-	-	-	-	-	-	-	-	-	-	-	-	-	-	-	-	-	-	-	-	-	-
TPE2518	3.40-	150219-78	16/02/2015	19/02/2015	09/03/2015	POS	-	-	-	-	-	-	-	-	-	-	-	-	-	-	-	-	-	-	-	-	-	-	-	-	-	-	-
TPE2546	0.50-	150128-102	23/01/2015	28/01/2015	05/02/2015	POS	-	-	-	-	-	-	-	-	-	Not Detected	ostlewhite	-	-	-	-	-	-	-	Not Detected	0	Not Detected	4/2/15	Not Detected	Not Detected	Not Detected	Not Detected
TPE2546	1.50-	150128-102	23/01/2015	28/01/2015	05/02/2015	POS	-	-	-	-	-	-	-	-	-	-	-	-	-	-	-	-	-	-	-	-	-	-	-	-	-	-	-
TPE2547	0.50-	150128-102	23/01/2015	28/01/2015	05/02/2015	POS	-	-	-	-	-	-	-	-	-	Not Detected	in Hughes	-	-	-	-	-	-	-	Not Detected	0	Not Detected	4/2/15	Not Detected	Not Detected	Not Detected	Not Detected
TPE2547	1.50-	150128-102	23/01/2015	28/01/2015	05/02/2015	POS	-	-	-	-	-	-	-	-	-	-	-	-	-	-	-	-	-	-	-	-	-	-	-	-	-	-	-
TPE2548	0.50-	150128-102	23/01/2015	28/01/2015	05/02/2015	POS	-	-	-	-	-	-	-	-	-	Not Detected	in Hughes	-	-	-	-	-	-	-	Not Detected	0	Not Detected	4/2/15	Not Detected	Not Detected	Not Detected	Not Detected
TPE2548	1.50-	150128-102	23/01/2015	28/01/2015	05/02/2015	POS	-	-	-	-	-	-	-	-	-	-	-	-	-	-	-	-	-	-	-	-	-	-	-	-	-	-	-
TPE2552	0.50-	150302-28	26/02/2015	02/03/2015	24/03/2015	POS	-	-	-	-	-	-	-	-	-	Not Detected	in Hughes	-	-	-	-	-	-	-	Not Detected	0	Not Detected	24/3/15	Not Detected	Not Detected	Not Detected	Not Detected
TPE2552	1.50-	150302-28	26/02/2015	02/03/2015	25/03/2015	POS	-	-	-	-	-	-	-	-	-	-	-	-	-	-	-	-	-	-	-	-	-	-	-	-	-	-	-
TPE2552	2.50-	150302-28	26/02/2015	02/03/2015	25/03/2015	POS	-	-	-	-	-	-	-	-	-	-	-	-	-	-	-	-	-	-	-	-	-	-	-	-	-	-	-
TPE2562	0.50-	150219-78	16/02/2015	19/02/2015	09/03/2015	POS	-	-	-	-	-	-	-	-	-	Not Detected	Rawlings	-	-	-	-	-	-	-	Not Detected	0	Not Detected	9/3/15	Not Detected	Not Detected	Not Detected	Not Detected
TPE2562	1.50-	150219-78	16/02/2015	19/02/2015	06/03/2015	POS	-	-	-	-	-	-	-	-	-	-	-	-	-	-	-	-	-	-	-	-	-	-	-	-	-	-	-
TPE2562	2.00-	150219-78	16/02/2015	19/02/2015	08/03/2015	POS	-	-	-	-	-	-	-	-	-	-	-	-	-	-	-	-	-	-	-	-	-	-	-	-	-	-	-
TPE2564	1.50-	150221-57	17/02/2015	21/02/2015	11/03/2015	POS	-	-	-	-	-	-	-	-	-	-	-	-	-	-	-	-	-	-	-	-	-	-	-	-	-	-	-
TPE2565	0.50-	150219-78	16/02/2015	19/02/2015	09/03/2015	POS	-	-	-	-	-	-	-	-	-	Not Detected	in Hughes	-	-	-	-	-	-	-	Not Detected	0	Not Detected	9/3/15	Not Detected	Not Detected	Not Detected	Not Detected
TPE2565	1.50-	150219-78	16/02/2015	19/02/2015	07/03/2015	POS	-	-	-	-	-	-	-	-	-	-	-	-	-	-	-	-	-	-	-	-	-	-	-	-	-	-	-
TPE2565	2.50-	150219-78	16/02/2015	19/02/2015	09/03/2015	POS	-	-	-	-	-	-	-	-	-	-	-	-	-	-	-	-	-	-	-	-	-	-	-	-	-	-	-
TPE2565	3.50-	150219-78	16/02/2015	19/02/2015	08/03/2015	POS	-	-	-	-	-	-	-	-	-	-	-	-	-	-	-	-	-	-	-	-	-	-	-	-	-	-	-
TPE2565	4.20-	150219-78	16/02/2015	19/02/2015	08/03/2015	POS	-	-	-	-	-	-	-	-	-	-	-	-	-	-	-	-	-	-	-	-	-	-	-	-	-	-	-
TPE2603	0.50-	150217-34	13/02/2015	17/02/2015	04/03/2015	POS	-	-	-	-	-	-	-	-	-	Not Detected	l Poynton	-	-	-	-	-	-	-	Not Detected	0	Not Detected	04/03/15	Not Detected	Not Detected	Not Detected	Not Detected
TPE2603	1.50-	150217-34	13/02/2015	17/02/2015	03/03/2015	POS	-	-	-	-	-	-	-	-	-	-	-	-	-	-	-	-	-	-	-	-	-	-	-	-	-	-	-
TPE2603	2.50-	150217-34	13/02/2015	17/02/2015	06/03/2015	POS	-	-	-	-	-	-	-	-	-	-	-	-	-	-	-	-	-	-	-	-	-	-	-	-	-	-	-
TPE2604	0.50-	150217-34	13/02/2015	18/02/2015	06/03/2015	POS	-	-	-	-	-	-	-	-	-	Not Detected	in Hughes	-	-	-	-	-	-	-	Not Detected	0	Not Detected	04/03/15	Not Detected	Not Detected	Not Detected	Not Detected
TPE2604	1.50-	150217-34	13/02/2015	18/02/2015	06/03/2015	POS	-	-	-	-	-	-	-	-	-	-	-	-	-	-	-	-	-	-	-	-	-	-	-	-	-	-	-
TPE2604	2.50-	150217-34	13/02/2015	18/02/2015	06/03/2015	POS	-	-	-	-	-	-	-	-	-	-	-	-	-	-	-	-	-	-	-	-	-	-	-	-	-	-	-

Monitor Phase 68

Sample Descr	Sample Depth	SDG ID.	Date Sampled	Received On	Date Complete	Commercial >1m RBSL / POS >1m RBSL	Actinolite*	Amosite*	Anthophyllite*	Chrysotile*	Crocidolite*	Non-Asbestos Fibres Detected	Tremolite*	Additional Asbestos Components (Using TM048)	Additional Asbestos Components (Using TM048)	Amosite (Brown) Asbestos	Analysed By	Analysts Comments	Analysts Comments	Asbestos Quantification - Detailed Gravimetric - %	Asbestos Quantification - Gravimetric %	Asbestos Quantification - Gravimetric - %	Asbestos Quantification - PCOM Evaluation - %	Asbestos Quantification - Total - %	Asbestos Quantificatio n - Total - %	Chrysotile (White) Asbestos	Comments	Crocidolite (Blue) Asbestos	Date of Analysis	Fibrous Actinolite	Fibrous Anthophyllite	Fibrous Tremolite	Non-Asbestos Fibre
							-	-	-	-	-	-	-	-	-	-	-	-	-	%	%	%	%	%	%	-	-	-	-	-	-	-	-
TPE2645	0.50-	150217-34	13/02/2015	17/02/2015	05/03/2015	POS										Not Detected	ı Rawlings									Not Detected	0	Not Detected	04/03/15	Not Detected	Not Detected	Not Detected	Not Detected
TPE2645	1.60-	150217-34	13/02/2015	17/02/2015	05/03/2015	POS																											
TPE2645	3.00-	150217-34	13/02/2015	17/02/2015	03/03/2015	POS																											
TPE2651	0.50-	150221-57	17/02/2015	21/02/2015	21/04/2015	POS	Not Detected	Not Detected	Not Detected	Not Detected	Detected	Not Detected	Not Detected																				
TPE2651	1.50-	150221-57	17/02/2015	21/02/2015	11/03/2015	POS																											
TPE2651	2.50-	150221-57	17/02/2015	21/02/2015	12/03/2015	POS																											
TPE2651	3.30-	150221-57	17/02/2015	21/02/2015	12/03/2015	POS																											
TPE2652	0.50-	150217-34	13/02/2015	18/02/2015	06/03/2015	POS										Not Detected	ın Hughes									Not Detected	0	Not Detected	04/03/15	Not Detected	Not Detected	Not Detected	Not Detected
TPE2652	1.50-	150217-34	13/02/2015	18/02/2015	06/03/2015	POS																											
TPE2652	2.50-	150217-34	13/02/2015	18/02/2015	06/03/2015	POS																											
TPE2653	0.50-	150217-34	13/02/2015	17/02/2015	05/03/2015	POS										Not Detected	'ostlewhite									Not Detected	0	Not Detected	4/3/15	Not Detected	Not Detected	Not Detected	Not Detected
TPE2653	1.50-	150217-34	13/02/2015	17/02/2015	06/03/2015	POS																											
TPE2653	2.50-	150217-34	13/02/2015	17/02/2015	03/03/2015	POS																											
TPE2654	0.50-	150219-78	16/02/2015	19/02/2015	09/03/2015	POS										Not Detected	'ostlewhite									Not Detected	0	Not Detected	9/3/15	Not Detected	Not Detected	Not Detected	Detected
TPE2654	0.50-	150221-57	17/02/2015	21/02/2015	01/05/2015	POS	Not Detected	Detected	Not Detected	Not Detected	Not Detected	Not Detected	Not Detected	None				N/C			<0.001		<0.001	<0.001									
TPE2654	1.50-	150219-78	16/02/2015	19/02/2015	09/03/2015	POS																											
TPE2693	0.50-	150302-28	26/02/2015	02/03/2015	24/03/2015	POS										Not Detected	ı Rawlings									Not Detected	0	Not Detected	24/13/15	Not Detected	Not Detected	Not Detected	Not Detected
TPE2693	1.50-	150302-28	26/02/2015	02/03/2015	25/03/2015	POS																											
TPE2703	0.50-	150221-57	17/02/2015	21/02/2015	12/03/2015	POS	Not Detected	Not Detected	Not Detected	Not Detected	Not Detected	Not Detected	Not Detected																				
TPE2703	1.50-	150221-57	17/02/2015	21/02/2015	11/03/2015	POS																											
TPE2703	2.50-	150221-57	17/02/2015	21/02/2015	11/03/2015	POS																											
TPE2703	3.40-	150221-57	17/02/2015	21/02/2015	11/03/2015	POS																											
TPE2704	0.50-	150217-34	13/02/2015	17/02/2015	27/04/2015	POS								None		Not Detected	ı Rawlings	N/C			<0.001		<0.001	<0.001		Detected	e fibres in soil.	Not Detected	04/03/15	Not Detected	Not Detected	Not Detected	Not Detected
TPE2704	1.50-	150217-34	13/02/2015	17/02/2015	03/03/2015	POS																											
TPE2704	2.10-	150217-34	13/02/2015	17/02/2015	03/03/2015	POS																											
TPE2705	0.50-	150217-34	13/02/2015	17/02/2015	05/03/2015	POS										Not Detected	ı Rawlings									Not Detected	0	Not Detected	04/03/15	Not Detected	Not Detected	Not Detected	Not Detected
TPE2705	1.50-	150217-34	13/02/2015	17/02/2015	06/03/2015	POS																											
TPE2705	2.10-	150217-34	13/02/2015	17/02/2015	03/03/2015	POS																											
TPE2707	0.50-	150219-78	16/02/2015	19/02/2015	09/03/2015	POS										Not Detected	ın Hughes									Not Detected	0	Not Detected	9/3/15	Not Detected	Not Detected	Not Detected	Not Detected
TPE2707	1.50-	150219-78	16/02/2015	19/02/2015	08/03/2015	POS																											
TPE2707	2.70-	150219-78	16/02/2015	19/02/2015	09/03/2015	POS																											
TPE2708	0.50-	150217-14	12/02/2015	17/02/2015	02/03/2015	POS										Not Detected	ı Swindells									Not Detected	0	Not Detected	2/3/15	Not Detected	Not Detected	Not Detected	Not Detected
TPE2708	1.50-	150217-14	12/02/2015	17/02/2015	02/03/2015	POS																											
TPE2708	2.50-	150217-14	12/02/2015	17/02/2015	03/03/2015	POS																											
TPE2746	0.50-	150108-70	06/01/2015	08/01/2015	14/01/2015	POS										Not Detected	ın Hughes									Not Detected	0	Not Detected	14/01/2015	Not Detected	Not Detected	Not Detected	Not Detected
TPE2746	1.50-	150108-70	06/01/2015	08/01/2015	14/01/2015	POS																											
TPE2746	2.50-	150108-70	06/01/2015	08/01/2015	14/01/2015	POS																											
TPE2747	0.50-	150108-70	06/01/2015	08/01/2015	14/01/2015	POS										Not Detected	ın Hughes									Not Detected	0	Not Detected	14/01/2015	Not Detected	Not Detected	Not Detected	Not Detected
TPE2747	1.50-	150108-70	06/01/2015	08/01/2015	15/01/2015	POS																											
TPE2757	0.50-	150217-34	13/02/2015	17/02/2015	05/03/2015	POS										Not Detected	ı Rawlings									Not Detected	0	Not Detected	3/3/15	Not Detected	Not Detected	Not Detected	Not Detected
TPE2757	1.50-	150217-34	13/02/2015	17/02/2015	05/03/2015	POS																											
TPE2758	0.50-	150217-34	13/02/2015	17/02/2015	05/03/2015	POS										Not Detected	'ostlewhite									Not Detected	0	Not Detected	4/3/15	Not Detected	Not Detected	Not Detected	Not Detected
TPE2758	1.50-	150217-34	13/02/2015	17/02/2015	04/03/2015	POS																											
TPE2758	2.50-	150217-34	13/02/2015	17/02/2015	06/03/2015	POS																											
TPE2761	0.50-	150217-14	12/02/2015	17/02/2015	02/03/2015	POS										Not Detected	ı Rawlings									Not Detected	0	Not Detected	28/2/15	Not Detected	Not Detected	Not Detected	Not Detected
TPE2761	1.50-	150217-14	12/02/2015	17/02/2015	28/02/2015	POS																											
TPE2761	2.40-	150217-14	12/02/2015	17/02/2015	28/02/2015	POS																											
TPE2762	0.50-	150217-14	12/02/2015	17/02/2015	02/03/2015	POS										Not Detected	Kevin Gill									Not Detected	0	Not Detected	2/3/15	Not Detected	Not Detected	Not Detected	Not Detected
TPE2762	1.50-	150217-14	12/02/2015	17/02/2015	02/03/2015	POS																											
TPE2762	2.40-	150217-14	12/02/2015	17/02/2015	02/03/2015	POS																											
TPE2798	0.50-	150217-34	13/02/2015	17/02/2015	04/03/2015	POS										Not Detected	ın Hughes									Not Detected	0	Not Detected	4/3/15	Not Detected	Not Detected	Not Detected	Not Detected
TPE2798	1.50-	150217-34	13/02/2015	17/02/2015	28/02/2015	POS																											
TPE2798	2.50-	150217-34	13/02/2015	17/02/2015	28/02/2015	POS																											
TPE2798	3.50-	150217-34	13/02/2015	17/02/2015	03/03/2015	POS																											
TPE2803	0.50-	150217-34	13/02/2015	17/02/2015	05/03/2015	POS										Not Detected	ı Rawlings									Not Detected	0	Not Detected	4/3/15	Not Detected	Not Detected	Not Detected	Not Detected
TPE2803	1.50-	150217-34	13/02/2015	17/02/2015	03/03/2015	POS																											
TPE2804	0.50-	150108-70	06/01/2015	08/01/2015	11/02/2015	POS								None		Not Detected	ın Hughes	N/C			0.0015		<0.001	0.0018		Detected	e fibres in soil	Not Detected	14/01/2015	Not Detected	Not Detected	Not Detected	Not Detected
TPE2804	1.00-	150108-72	07/01/2015	08/01/2015	15/01/2015	POS										Not Detected	Kevin Gill									Not Detected	0	Not Detected	14/01/2015	Not Detected	Not Detected	Not Detected	Not Detected
TPE2804	1.50-	150108-70	06/01/2015	08/01/2015	14/01/2015	POS																											
TPE2804	2.50-	150108-70	06/01/2015	08/01/2015	15/01/2015	POS																											
TPE2807	0.50-	150221-57	17/02/2015	21/02/2015	13/03/2015	POS	Not Detected	Not Detected	Not Detected	Not Detected	Not Detected	Not Detected	Not Detected																				
TPE2807	1.50-	150221-57	17/02/2015	21/02/2015	13/03/2015	POS																											
TPE2807	2.30-	150221-57	17/02/2015	21/02/2015	13/03/2015	POS																											
TPE2808	0.50-	150217-34	13/02/2015	17/02/2015	05/03/2015	POS										Not Detected	'ostlewhite									Not Detected	0	Not Detected	4/3/15	Not Detected	Not Detected	Not Detected	Not Detected
TPE2808	1.70-	150217-34	13/02/2015	17/02/2015	04/03/2015	POS																											
TPE2811	0.50-	150217-14	12/02/2015	17/02/2015	03/03/2015	POS										Not Detected	ı Sargeant									Not Detected	0	Not Detected	1/3/15	Not Detected	Not Detected	Not Detected	Not Detected
TPE2811	1.50-	150217-14	12/02/2015	17/02/2015	28/02/2015	POS																											
TPE2811	2.40-	150217-14	12/02/2015	17/02/2015	28/02/2015	POS																											
TPE2812	0.50-	150217-14	12/02/2015	17/02/2015	03/03/2015	POS										Not Detected	ın Hughes									Not Detected	0	Not Detected	2/3/15	Not Detected	Not Detected	Not Detected	Not Detected
TPE2812	1.50-	150217-14	12/02/2015	17/02/2015	28/02/2015	POS																											
TPE2812	2.70-	150217-14	12/02/2015	17/02/2015	02/03/2015	POS																											
TPE2813	0.50-	150217-14	12/02/2015	17/02/2015	03/03/2015	POS										Not Detected	ın Hughes									Not Detected	0	Not Detected	2/3/15	Not Detected	Not Detected	Not Detected	Not Detected
TPE2813	1.50-	150217-14	12/02/2015	17/02/2015	03/03/2015	POS																											
TPE2813	2.70-	150217-14	12/02/2015	17/02/2015	28/02/2015	POS																											
TPE2844	0.60-	150217-34	13/02/2015	17/02/2015	04/03/2015	POS										Not Detected	ıl Poynton									Not Detected	0	Not Detected	04/03/15	Not Detected	Not Detected	Not Detected	Not Detected
TPE2849	0.50-	150108-72	07/01/2015	08/01/2015	12/02/2015	POS								None		Detected	Kevin Gill	N/C			0.0054		0.0011	0.0065		Not Detected	e fibres in soil	Not Detected	14/01/2015	Not Detected	Not Detected	Not Detected	Not Detected
TPE2849	1.50-	150108-72	07/01/2015	08/01/2015	14/01/2015	POS																											
TPE2850	1.00-	150108-70	06/01/2015	08/01/2015	16/01/2015	POS										Not Detected	ın Hughes									Not Detected	0	Not Detected	14/01/2015	Not Detected	Not Detected	Not Detected	Not Detected
TPE2850	2.00-	150108-70	06/01/2015	08/01/2015	15/01/2015	POS																											
TPE2851	0.50-	150108-72	07/01/2015	08/01/2015	12/02/2015	POS								None		Detected	Kevin Gill	N/C			<0.001		<0.001	<0.001		Not Detected	ng ACM debris	Not Detected	14/01/2015	Not Detected	Not Detected	Not Detected	Not Detected
TPE2851	1.50-	150108-72	07/01/2015	08/01/2015	14/01/2015	POS																											
TPE2851	2.50-	150108-72	07/01/2015	08/01/2015	14/01/2015	POS																											
TPE2854	0.50-	150217-34	13/02/2015	17/02/2015	05/03/2015	POS										Not Detected	'ostlewhite									Not Detected	0	Not Detected	4/3/15	Not Detected	Not Detected	Not Detected	Not Detected
TPE2854	1.50-	150217-34	13/02/2015	17/02/2015	06/03/2015	POS																											
TPE2854	2.70-	150217-34	13/02/2015	17/02/2015	04/03/2015	POS																											
TPE2855	0.50-	150217-34	13/02/2015	17/02/2015	04/03/2015	POS										Not Detected	ın Hughes									Not Detected	0	Not Detected	04/03/15	Not Detected	Not Detected	Not Detected	Not Detected
TPE2858	0.50-	150217-14	12/02/2015	17/02/2015	03/03/2015	POS										Not Detected	ı Rawlings									Not Detected	0	Not Detected	28/2/15	Not Detected	Not Detected	Not Detected	Detected
TPE2858	1.50-	150217-14	12/02/2015	17/02/2015	28/02/2015	POS																											
TPE2858	2.40-	150217-14	12/02/2015	17/02/2015	28/02/2015	POS																											
TPE2859	0.50-	150217-14	12/02/2015	17/02/2015	03/03/2015	POS										Not Detected	ı Rawlings									Not Detected	0	Not Detected	28/2/15	Not Detected	Not Detected	Not Detected	Detected
TPE2859	1.50-	150217-14	12/02/2015	17/02/2015	02/03/2015	POS																											
TPE2887	0.50-	150108-72	07/01/2015	08/01/2015	12/02/2015	POS								None		Not Detected	Kevin Gill	N/C			<0.001		<0.001	<0.001		Detected	e fibres in soil	Not Detected	14/01/2015	Not Detected	Not Detected	Not Detected	Not Detected
TPE2887	1.50-	150108-72	07/01/2015	08/01/2015	14/01/2015	POS																											
TPE2887	2.50-	150108-72	07/01/2015	08/01/2015	14/01/2015	POS																											
TPE2890	0.00-0.00	150214-75	11/02/2015	14/02/2015	03/03/2015	POS																											
TPE2890	0.50-	150214-75	11/02/2015	14/02/2015	21/04/2015	POS								None		Not Detected	ın Hughes	N/C			<0.001		<0.001	<0.001		Detected	e fibres in soil	Not Detected	3/3/15	Not Detected	Not Detected	Not Detected	Not Detected
TPE2890	1.50-	150214-75	11/02/2015	14/02/2015	04/03/2015	POS																											
TPE2890	2.50-	150214-75	11/02/2015	14/02/2015	04/03/2015	POS																											
TPE2891	0.50-	150217-14	12/02/2015	17/02/2015	02/03/2015	POS										Not Detected	Kevin Gill									Not Detected	0	Not Detected	2/3/15	Not Detected	Not Detected	Not Detected	Not Detected
TPE2891	1.50-	150217-14	12/02/2015	17/02/2015	02/03/2015	POS																											
TPE2892	0.50-	150217-14	12/02/2015	17/02/2015	02/03/2015	POS										Not Detected	ı Sargeant									Not Detected	0	Not Detected	1/3/15	Not Detected	Not Detected	Not Detected	Not Detected
TPE2892	1.50-	150217-14	12/02/2015	17/02/2015	02/03/2015	POS																											

Monitor Phase 68

Sample Descr	Sample Depth	SDG ID.	Date Sampled	Date Received	Date Complete	Commercial >1m RBSL POS >1m RBSL	Actinolite*	Amosite*	Anthophyllite*	Chrysotile*	Crocidolite*	Non-Asbestos Fibres Detected	Tremolite*	Additional Asbestos Components (Using TM048)	Additional Asbestos Components (Using TM048)	Amosite (Brown) Asbestos	Analysed By	Analysts Comments	Analysts Comments	Asbestos Quantification - Detailed Gravimetric - %	Asbestos Quantification - Gravimetric %	Asbestos Quantification - Gravimetric - %	Asbestos Quantification - PCOM Evaluation - %	Asbestos Quantification - Total - %	Asbestos Quantificatio n - Total - %	Chrysotile (White) Asbestos	Comments	Crocidolite (Blue) Asbestos	Date of Analysis	Fibrous Actinolite	Fibrous Anthophyllite	Fibrous Tremolite	Non-Asbestos Fibre
							-	-	-	-	-	-	-	-	-	-	-	-	-	%	%	%	%	%	%	-	-	-	-	-	-	-	-
TPE2893	0.50-	150217-14	12/02/2015	17/02/2015	03/03/2015	POS	-	-	-	-	-	-	-	-	-	Trace	Swindells	-	-	-	-	-	-	-	-	Not Detected	e fibres in soil	Not Detected	2/3/15	Not Detected	Not Detected	Not Detected	Not Detected
TPE2924	0.50-	150217-34	13/02/2015	17/02/2015	04/03/2015	POS	-	-	-	-	-	-	-	-	-	Not Detected	Rawlings	-	-	-	-	-	-	-	-	Not Detected	0	Not Detected	3/3/15	Not Detected	Not Detected	Not Detected	Not Detected
TPE2924	1.50-	150217-34	13/02/2015	17/02/2015	28/02/2015	POS	-	-	-	-	-	-	-	-	-	-	-	-	-	-	-	-	-	-	-	-	-	-	-	-	-	-	-
TPE2929	0.50-	150108-72	07/01/2015	08/01/2015	16/01/2015	POS	-	-	-	-	-	-	-	-	-	Not Detected	Kevin Gill	-	-	-	-	-	-	-	-	Not Detected	0	Not Detected	14/01/2015	Not Detected	Not Detected	Not Detected	Not Detected
TPE2930	0.50-	150108-72	07/01/2015	08/01/2015	16/01/2015	POS	-	-	-	-	-	-	-	-	-	Not Detected	Kevin Gill	-	-	-	-	-	-	-	-	Not Detected	0	Not Detected	14/01/2015	Not Detected	Not Detected	Not Detected	Not Detected
TPE2930	1.50-	150108-72	07/01/2015	08/01/2015	14/01/2015	POS	-	-	-	-	-	-	-	-	-	-	-	-	-	-	-	-	-	-	-	-	-	-	-	-	-	-	-
TPE2931	0.50-	150108-70	06/01/2015	08/01/2015	14/01/2015	POS	-	-	-	-	-	-	-	-	-	Not Detected	in Hughes	-	-	-	-	-	-	-	-	Not Detected	0	Not Detected	14/01/2015	Not Detected	Not Detected	Not Detected	Not Detected
TPE2931	1.50-	150108-70	06/01/2015	08/01/2015	16/01/2015	POS	-	-	-	-	-	-	-	-	-	-	-	-	-	-	-	-	-	-	-	-	-	-	-	-	-	-	-
TPE2932	0.50-	150108-72	07/01/2015	08/01/2015	16/01/2015	POS	-	-	-	-	-	-	-	-	-	Not Detected	Kevin Gill	-	-	-	-	-	-	-	-	Trace	e fibres in soil	Not Detected	14/01/2015	Not Detected	Not Detected	Not Detected	Not Detected
TPE2932	1.50-	150108-72	07/01/2015	08/01/2015	15/01/2015	POS	-	-	-	-	-	-	-	-	-	-	-	-	-	-	-	-	-	-	-	-	-	-	-	-	-	-	-
TPE2932	2.50-	150108-72	07/01/2015	08/01/2015	15/01/2015	POS	-	-	-	-	-	-	-	-	-	-	-	-	-	-	-	-	-	-	-	-	-	-	-	-	-	-	-
TPE2935	0.50-	150217-14	12/02/2015	17/02/2015	02/03/2015	POS	-	-	-	-	-	-	-	-	-	Not Detected	Sargeant	-	-	-	-	-	-	-	-	Not Detected	0	Not Detected	1/3/15	Not Detected	Not Detected	Not Detected	Not Detected
TPE2935	1.50-	150217-14	12/02/2015	17/02/2015	28/02/2015	POS	-	-	-	-	-	-	-	-	-	-	-	-	-	-	-	-	-	-	-	-	-	-	-	-	-	-	-
TPE2967	0.50-	150108-72	07/01/2015	08/01/2015	15/01/2015	POS	-	-	-	-	-	-	-	-	-	Not Detected	Swindells	-	-	-	-	-	-	-	-	Not Detected	0	Not Detected	14/01/2015	Not Detected	Not Detected	Not Detected	Not Detected
TPE2967	1.50-	150108-72	07/01/2015	08/01/2015	15/01/2015	POS	-	-	-	-	-	-	-	-	-	-	-	-	-	-	-	-	-	-	-	-	-	-	-	-	-	-	-
TPE2967	2.50-	150108-72	07/01/2015	08/01/2015	15/01/2015	POS	-	-	-	-	-	-	-	-	-	-	-	-	-	-	-	-	-	-	-	-	-	-	-	-	-	-	-
TPE2967	3.50-	150108-72	07/01/2015	08/01/2015	15/01/2015	POS	-	-	-	-	-	-	-	-	-	-	-	-	-	-	-	-	-	-	-	-	-	-	-	-	-	-	-
TPE2972	0.50-	150214-75	11/02/2015	14/02/2015	04/03/2015	POS	-	-	-	-	-	-	-	-	-	Not Detected	in Hughes	-	-	-	-	-	-	-	-	Not Detected	0	Not Detected	2/3/15	Not Detected	Not Detected	Not Detected	Not Detected
TPE2972	1.50-	150214-75	11/02/2015	14/02/2015	04/03/2015	POS	-	-	-	-	-	-	-	-	-	-	-	-	-	-	-	-	-	-	-	-	-	-	-	-	-	-	-
TPE2972	2.50-	150214-75	11/02/2015	14/02/2015	04/03/2015	POS	-	-	-	-	-	-	-	-	-	-	-	-	-	-	-	-	-	-	-	-	-	-	-	-	-	-	-
TPE2972	3.50-	150214-75	11/02/2015	14/02/2015	04/03/2015	POS	-	-	-	-	-	-	-	-	-	-	-	-	-	-	-	-	-	-	-	-	-	-	-	-	-	-	-
TPE2972	4.50-	150214-75	11/02/2015	14/02/2015	04/03/2015	POS	-	-	-	-	-	-	-	-	-	-	-	-	-	-	-	-	-	-	-	-	-	-	-	-	-	-	-
TPE2973	0.50-	150217-14	12/02/2015	17/02/2015	02/03/2015	POS	-	-	-	-	-	-	-	-	-	Not Detected	Sargeant	-	-	-	-	-	-	-	-	Not Detected	0	Not Detected	1/3/15	Not Detected	Not Detected	Not Detected	Not Detected
TPE2973	1.50-	150217-14	12/02/2015	17/02/2015	28/02/2015	POS	-	-	-	-	-	-	-	-	-	-	-	-	-	-	-	-	-	-	-	-	-	-	-	-	-	-	-
TPE2973	2.50-	150217-14	12/02/2015	17/02/2015	28/02/2015	POS	-	-	-	-	-	-	-	-	-	-	-	-	-	-	-	-	-	-	-	-	-	-	-	-	-	-	-
TPE2976	0.50-	150217-14	12/02/2015	17/02/2015	23/04/2015	POS	-	-	-	-	-	-	-	None	-	Not Detected	Rawlings	N/C	-	-	<0.001	-	<0.001	0.0012	-	Detected	e fibres in soil	Detected	28/2/15	Not Detected	Not Detected	Not Detected	Not Detected
TPE2976	1.50-	150217-14	12/02/2015	17/02/2015	28/02/2015	POS	-	-	-	-	-	-	-	-	-	-	-	-	-	-	-	-	-	-	-	-	-	-	-	-	-	-	-
TPE2976	2.50-	150217-14	12/02/2015	17/02/2015	02/03/2015	POS	-	-	-	-	-	-	-	-	-	-	-	-	-	-	-	-	-	-	-	-	-	-	-	-	-	-	-
TPE2976	3.50-	150217-14	12/02/2015	17/02/2015	28/02/2015	POS	-	-	-	-	-	-	-	-	-	-	-	-	-	-	-	-	-	-	-	-	-	-	-	-	-	-	-
TPE2976	4.50-	150217-14	12/02/2015	17/02/2015	28/02/2015	POS	-	-	-	-	-	-	-	-	-	-	-	-	-	-	-	-	-	-	-	-	-	-	-	-	-	-	-
TPE3008	0.50-	150217-34	13/02/2015	17/02/2015	04/03/2015	POS	-	-	-	-	-	-	-	-	-	Not Detected	ostlewhite	-	-	-	-	-	-	-	-	Not Detected	0	Not Detected	4/3/15	Not Detected	Not Detected	Not Detected	Not Detected
TPE3008	1.50-	150217-34	13/02/2015	17/02/2015	05/03/2015	POS	-	-	-	-	-	-	-	-	-	-	-	-	-	-	-	-	-	-	-	-	-	-	-	-	-	-	-
TPE3014	0.50-	150214-75	11/02/2015	14/02/2015	04/03/2015	POS	-	-	-	-	-	-	-	-	-	Not Detected	ostlewhite	-	-	-	-	-	-	-	-	Not Detected	0	Not Detected	3/3/15	Not Detected	Not Detected	Not Detected	Not Detected
TPE3014	1.50-	150214-75	11/02/2015	14/02/2015	04/03/2015	POS	-	-	-	-	-	-	-	-	-	-	-	-	-	-	-	-	-	-	-	-	-	-	-	-	-	-	-
TPE3014	2.50-	150214-75	11/02/2015	14/02/2015	04/03/2015	POS	-	-	-	-	-	-	-	-	-	-	-	-	-	-	-	-	-	-	-	-	-	-	-	-	-	-	-
TPE3014	3.20-	150214-75	11/02/2015	14/02/2015	04/03/2015	POS	-	-	-	-	-	-	-	-	-	-	-	-	-	-	-	-	-	-	-	-	-	-	-	-	-	-	-
TPE3016	0.50-	150108-72	07/01/2015	08/01/2015	16/01/2015	POS	-	-	-	-	-	-	-	-	-	Not Detected	Kevin Gill	-	-	-	-	-	-	-	-	Not Detected	0	Not Detected	14/01/2015	Not Detected	Not Detected	Not Detected	Not Detected
TPE3016	1.50-	150108-72	07/01/2015	08/01/2015	14/01/2015	POS	-	-	-	-	-	-	-	-	-	-	-	-	-	-	-	-	-	-	-	-	-	-	-	-	-	-	-
TPE3016	2.50-	150108-72	07/01/2015	08/01/2015	14/01/2015	POS	-	-	-	-	-	-	-	-	-	-	-	-	-	-	-	-	-	-	-	-	-	-	-	-	-	-	-
TPE3017	0.50-	150108-72	07/01/2015	08/01/2015	12/02/2015	POS	-	-	-	-	-	-	-	None	-	Detected	Kevin Gill	N/C	-	-	<0.001	-	<0.001	<0.001	-	Not Detected	ng ACM debris	Not Detected	14/01/2015	Not Detected	Not Detected	Not Detected	Not Detected
TPE3017	1.50-	150108-72	07/01/2015	08/01/2015	15/01/2015	POS	-	-	-	-	-	-	-	-	-	-	-	-	-	-	-	-	-	-	-	-	-	-	-	-	-	-	-
TPE3017	2.50-	150108-72	07/01/2015	08/01/2015	14/01/2015	POS	-	-	-	-	-	-	-	-	-	-	-	-	-	-	-	-	-	-	-	-	-	-	-	-	-	-	-
TPE3093	0.50-	150217-34	13/02/2015	17/02/2015	04/03/2015	POS	-	-	-	-	-	-	-	-	-	Not Detected	ul Poynton	-	-	-	-	-	-	-	-	Not Detected	0	Not Detected	04/03/15	Not Detected	Not Detected	Not Detected	Not Detected
TPE3093	1.50-	150217-34	13/02/2015	17/02/2015	03/03/2015	POS	-	-	-	-	-	-	-	-	-	-	-	-	-	-	-	-	-	-	-	-	-	-	-	-	-	-	-
TPE3098	0.50-	150212-8	11/02/2015	12/02/2015	27/02/2015	POS	-	-	-	-	-	-	-	-	-	Not Detected	Sargeant	-	-	-	-	-	-	-	-	Not Detected	0	Not Detected	25/02/15	Not Detected	Not Detected	Not Detected	Not Detected
TPE3098	1.50-	150212-8	11/02/2015	12/02/2015	26/02/2015	POS	-	-	-	-	-	-	-	-	-	-	-	-	-	-	-	-	-	-	-	-	-	-	-	-	-	-	-
TPE3099	0.50-	150212-8	11/02/2015	12/02/2015	25/02/2015	POS	-	-	-	-	-	-	-	-	-	Not Detected	Kevin Gill	-	-	-	-	-	-	-	-	Not Detected	0	Not Detected	24/2/2015	Not Detected	Not Detected	Not Detected	Not Detected
TPE3099	2.50-	150212-8	11/02/2015	12/02/2015	26/02/2015	POS	-	-	-	-	-	-	-	-	-	-	-	-	-	-	-	-	-	-	-	-	-	-	-	-	-	-	-
TPE3142	0.50-	150212-8	11/02/2015	12/02/2015	27/02/2015	POS	-	-	-	-	-	-	-	-	-	Not Detected	Kevin Gill	-	-	-	-	-	-	-	-	Trace	e fibres in soil	Not Detected	24/2/2015	Not Detected	Not Detected	Not Detected	Not Detected
TPE3142	0.50-	150212-8	11/02/2015	12/02/2015	27/02/2015	POS	-	-	-	-	-	-	-	-	-	Trace	Rawlings	-	-	-	-	-	-	-	-	Not Detected	e fibres in soil	Not Detected	25/02/15	Not Detected	Not Detected	Not Detected	Not Detected
TPE3142	1.50-	150212-8	11/02/2015	12/02/2015	26/02/2015	POS	-	-	-	-	-	-	-	-	-	-	-	-	-	-	-	-	-	-	-	-	-	-	-	-	-	-	-
TPE3142	1.50-	150212-8	11/02/2015	12/02/2015	25/02/2015	POS	-	-	-	-	-	-	-	-	-	-	-	-	-	-	-	-	-	-	-	-	-	-	-	-	-	-	-
TPE3142	2.50-	150212-8	11/02/2015	12/02/2015	27/02/2015	POS	-	-	-	-	-	-	-	-	-	-	-	-	-	-	-	-	-	-	-	-	-	-	-	-	-	-	-
TPE3143	0.80-	150212-8	11/02/2015	12/02/2015	16/04/2015	POS	-	-	-	-	-	-	-	None	-	Not Detected	in Hughes	N/C	-	-	0.0069	-	0.0018	0.0087	-	Detected	e fibres in soil	Detected	25/02/15	Not Detected	Not Detected	Not Detected	Not Detected
TPE3143	1.80-	150212-8	11/02/2015	12/02/2015	25/02/2015	POS	-	-	-	-	-	-	-	-	-	-	-	-	-	-	-	-	-	-	-	-	-	-	-	-	-	-	-
TPE3144	0.50-	150212-8	11/02/2015	12/02/2015	25/02/2015	POS	-	-	-	-	-	-	-	-	-	Not Detected	Kevin Gill	-	-	-	-	-	-	-	-	Not Detected	0	Not Detected	24/2/2015	Not Detected	Not Detected	Not Detected	Not Detected
TPE3144	1.50-	150212-8	11/02/2015	12/02/2015	27/02/2015	POS	-	-	-	-	-	-	-	-	-	-	-	-	-	-	-	-	-	-	-	-	-	-	-	-	-	-	-
TPE3145	1.00-	150212-8	11/02/2015	12/02/2015	26/02/2015	POS	-	-	-	-	-	-	-	-	-	Not Detected	in Hughes	-	-	-	-	-	-	-	-	Not Detected	0	Not Detected	25/02/15	Not Detected	Not Detected	Not Detected	Not Detected
TPE3145	2.00-	150212-8	11/02/2015	12/02/2015	25/02/2015	POS	-	-	-	-	-	-	-	-	-	-	-	-	-	-	-	-	-	-	-	-	-	-	-	-	-	-	-
TPE3189	0.50-	150211-33	09/02/2015	11/02/2015	23/02/2015	POS	-	-	-	-	-	-	-	-	-	Not Detected	ostlewhite	-	-	-	-	-	-	-	-	Not Detected	0	Not Detected	20/02/15	Not Detected	Not Detected	Not Detected	Not Detected
TPE3189	1.50-	150211-33	09/02/2015	11/02/2015	19/02/2015	POS	-	-	-	-	-	-	-	-	-	-	-	-	-	-	-	-	-	-	-	-	-	-	-	-	-	-	-
TPE3191	0.50-	150212-8	11/02/2015	12/02/2015	26/02/2015	POS	-	-	-	-	-	-	-	-	-	Not Detected	in Hughes	-	-	-	-	-	-	-	-	Not Detected	0	Not Detected	25/02/15	Not Detected	Not Detected	Not Detected	Not Detected
TPE3191	1.50-	150212-8	11/02/2015	12/02/2015	26/02/2015	POS	-	-	-	-	-	-	-	-	-	-	-	-	-	-	-	-	-	-	-	-	-	-	-	-	-	-	-
TPE3191	2.50-	150212-8	11/02/2015	12/02/2015	25/02/2015	POS	-	-	-	-	-	-	-	-	-	-	-	-	-	-	-	-	-	-	-	-	-	-	-	-	-	-	-
TPE3192	0.50-	150212-8	11/02/2015	12/02/2015	16/04/2015	POS	-	-	-	-	-	-	-	None	-	Not Detected	in Hughes	N/C	-	-	0.0028	-	<0.001	0.0031	-	Detected	e fibres in soil	Not Detected	25/02/15	Not Detected	Not Detected	Not Detected	Not Detected
TPE3192	1.50-	150212-8	11/02/2015	12/02/2015	26/02/2015	POS	-	-	-	-	-	-	-	-	-	-	-	-	-	-	-	-	-	-	-	-	-	-	-	-	-	-	-
TPE3193	0.30-	150212-8	11/02/2015	12/02/2015	16/04/2015	POS	-	-	-	-	-	-	-	None	-	Detected	Swindells	N/C	-	-	0.0011	-	<0.001	0.0017	-	Detected	e fibres in soil	Not Detected	24/2/2015	Not Detected	Not Detected	Not Detected	Not Detected
TPE3193	1.00-	150212-8	11/02/2015	12/02/2015	16/04/2015	POS	-	-	-	-	-	-	-	None	-	Not Detected	Swindells	N/C	-	-	0.001	-	<0.001	0.0017	-	Detected	e fibres in soil	Not Detected	24/2/2015	Not Detected	Not Detected	Not Detected	Not Detected
TPE3193	2.00-	150212-8	11/02/2015	12/02/2015	27/02/2015	POS	-	-	-	-	-	-	-	-	-	-	-	-	-	-	-	-	-	-	-	-	-	-	-	-	-	-	-
TPE3193	3.00-	150212-8	11/02/2015	12/02/2015	25/02/2015	POS	-	-	-	-	-	-	-	-	-	-	-	-	-	-	-	-	-	-	-	-	-	-	-	-	-	-	-
TPE3194	0.50-	150212-8	11/02/2015	12/02/2015	16/04/2015	POS	-	-	-	-	-	-	-	se fibres in soi	-	Not Detected	Sargeant	etric analysi	-	-	0.157	-	0.0032	0.16	-	Detected	e fibres in soil	Not Detected	25/02/15	Not Detected	Not Detected	Not Detected	Not Detected
TPE3194	1.50-	150212-8	11/02/2015	12/02/2015	28/02/2015	POS	-	-	-	-	-	-	-	-	-	-	-	-	-	-	-	-	-	-	-	-	-	-	-	-	-	-	-
TPE3194	2.50-	150212-8	11/02/2015	12/02/2015	26/02/2015	POS	-	-	-	-	-	-	-	-	-	-	-	-	-	-	-	-	-	-	-	-	-	-	-	-	-	-	-
TPE3195	1.00-	150212-8	11/02/2015	12/02/2015	25/02/2015	POS	-	-	-	-	-	-	-	-	-	Not Detected	Rawlings	-	-	-	-	-	-	-	-	Not Detected	0	Not Detected	25/02/15	Not Detected	Not Detected	Not Detected	Detected
TPE3195	2.00-	150212-8	11/02/2015	12/02/2015	26/02/2015	POS	-	-	-	-	-	-	-	-	-	-	-	-	-	-	-	-	-	-	-	-	-	-	-	-	-	-	-
TPE3195	3.00-	150212-8	11/02/2015	12/02/2015	25/02/2015	POS	-	-	-	-	-	-	-	-	-	-	-	-	-	-	-	-	-	-	-	-	-	-	-	-	-	-	-
TPE3197	1.00-	150212-8	11/02/2015	12/02/2015	25/02/2015	POS	-	-	-	-	-	-	-	-	-	Not Detected	Sargeant	-	-	-	-	-	-	-	-	Not Detected	0	Not Detected	25/02/15	Not Detected	Not Detected	Not Detected	Not Detected
TPE3198	0.50-	150212-8	11/02/2015	12/02/2015	25/02/2015	POS	-	-	-	-	-	-	-	-	-	Not Detected	in Hughes	-	-	-	-	-	-	-	-	Not Detected	0	Not Detected	25/02/15	Not Detected	Not Detected	Not Detected	Not Detected
TPE3198	1.50-	150212-8	11/02/2015	12/02/2015	25/02/2015	POS	-	-	-	-	-	-	-	-	-	-	-	-	-	-	-	-	-	-	-	-	-	-	-	-	-	-	-
TPE3238	0.50-	150217-34	13/02/2015	17/02/2015	04/03/2015	POS	-	-	-	-	-	-	-	-	-	Not Detected	ostlewhite	-	-	-	-	-	-	-	-	Not Detected	0	Not Detected	4/3/15	Not Detected	Not Detected	Not Detected	Not Detected
TPE3238	1.50-	150217-34	13/02/2015	17/02/2015	05/03/2015	POS	-	-	-	-	-	-	-	-	-	-	-	-	-	-	-	-	-	-	-	-	-	-	-	-	-	-	-
TPE3238	2.50-	150217-34	13/02/2015	17/02/2015	05/03/2015	POS	-	-	-	-	-	-	-	-	-	-	-	-	-	-	-	-	-	-	-	-	-	-	-	-	-	-	-
TPE3238	3.50-	150217-34	13/02/2015	17/02/2015	06/03/2015	POS	-	-	-	-	-	-	-	-	-	-	-	-	-	-	-	-	-	-	-	-	-	-	-	-	-	-	-
TPE3239	0.50-	150214-75	11/02/2015	14/02/2015	22/04/2015	POS	-	-	-	-	-	-	-	None	-	Not Detected	Swindells	N/C	-	-	<0.001	-	<0.001	<0.001	-	Detected	e fibres in soil	Not Detected	2/3/15	Not Detected	Not Detected	Not Detected	Not Detected
TPE3239	1.00-	150214-75	11/02/2015	14/02/2015	22/04/2015	POS	-	-	-	-	-	-	-	None	-	Not Detected	in Hughes	N/C	-	-	<0.001	-	<0.001	<0.001	-	Detected	e fibres in soil	Not Detected	2/3/15	Not Detected	Not Detected	Not Detected	Not Detected
TPE3239	1.50-	150214-75	11/02/2015	14/02/2015	04/03/2015	POS	-	-	-	-	-	-	-	-	-	-	-	-	-	-	-	-	-	-	-	-	-	-	-	-	-	-	-
TPE3239	2.50-	150214-75	11/02/2015	14/02/2015	04/03/2015	POS	-	-	-	-	-	-	-	-	-	-	-	-	-	-	-	-	-	-	-	-	-	-	-	-	-	-	-
TPE3239	3.50-	150214-75	11/02/2015	14/02/2015	04/03/2015	POS	-	-	-	-	-	-	-	-	-	-	-	-	-	-	-	-	-	-	-	-	-	-	-	-	-	-	-
TPE3240	0.60-	150217-34	13/02/2015	17/02/2015	27/04/2015	POS	-	-	-	-	-	-	-	None	-	Not Detected	in Hughes	N/C	-	-	<0.001	-	<0.001	<0.001	-	Detected	e fibres in soil	Not Detected	4/3/15	Not Detected	Not Detected	Not Detected	Not Detected
TPE3240	2.00-	150217-34	13/02/2015	17/02/2015	05/03/2015	POS	-	-	-	-	-	-	-	-	-	-	-	-	-	-	-	-	-	-	-	-	-	-	-	-	-	-	-
TPE3240	3.00-	150217-34	13/02/2015	17/02/2015	05/03/2015	POS	-	-	-	-	-	-	-	-	-	-	-	-	-	-	-	-	-	-	-	-	-	-	-	-	-	-	-
TPE3240	4.00-	150217-34	13/02/2015	17/02/2015	03/03/2015	POS	-	-	-	-	-	-	-	-	-	-	-	-	-	-	-	-	-	-	-	-	-	-	-	-	-	-	-
TPE3241	0.50-	150214-75	11/02/2015	14/02/2015	27/04/2015	POS	-	-	-	-	-	-	-	None	-	Not Detected	in Hughes	N/C	-	-	<0.001	-	<0.001	<0.001	-	Detected	e fibres in soil	Not Detected	2/3/15	Not Detected	Not Detected	Not Detected	Not Detected
TPE3241	1.50-	150214-75	11/02/2015	14/02/2015	04/03/2015	POS	-	-	-	-	-	-	-	-	-	-	-	-	-	-	-	-	-	-	-	-	-	-	-	-	-	-	-
TPE3241	2.50-	150214-75	11/02/2015	14/02/2015	04/03/2015	POS	-	-	-	-	-	-	-	-	-	-	-	-	-	-	-	-	-	-	-	-	-	-	-	-	-	-	-
TPE3241	3.50-	150214-75	11/02/2015	14/02/2015	04/03/2015	POS	-	-	-	-	-	-	-	-	-	-	-	-	-	-	-	-	-	-	-	-	-	-	-	-	-	-	-
TPE3241	4.50-	150214-75	11/02/2015	14/02/2015	04/03/2015	POS	-	-	-	-	-	-	-	-	-	-	-	-	-	-	-	-	-	-	-	-	-	-	-	-	-	-	-
TPE3242	0.50-	150214-75	11/02/2015	14/02/2015	27/04/2015	POS	-	-	-	-	-	-	-	e fibres in soil)	-	Not Detected	in Hughes	N/C	-	-	0.02	-	0.001	0.021	-	Detected	e fibres in soil	Not Detected	2/3/15	Not Detected	Not Detected	Not Detected	Not Detected
TPE3242	1.50-	150214-75	11/02/2015	14/02/2015	02/03/2015	POS	-	-	-	-	-	-	-	-	-	-	-	-	-	-	-	-	-	-	-	-	-	-	-	-	-	-	-
TPE3242	2.50-	150214-75	11/02/2015	14/02/2015	03/03/2015	POS	-	-	-	-	-	-	-	-	-	-	-	-	-	-	-	-	-	-	-	-	-	-	-	-	-	-	-
TPE3242	3.50-	150214-75	11/02/2015	14/02/2015	04/03/2015	POS	-	-	-	-	-	-	-	-	-	-	-	-	-	-	-	-	-	-	-	-	-	-	-	-	-	-	-

Monitor Phase 68

Sample Descr	Sample Depth	SDG ID.	Date Sampled	Received On	Date Complete	Commercial >1m RBSL POS >1m RBSL	Actinolite*	Amosite*	Anthophyllite*	Chrysotile*	Crocidolite*	Non-Asbestos Fibres Detected	Tremolite*	Additional Asbestos Components (Using TM048)	Additional Asbestos Components (Using TM048)	Amosite (Brown) Asbestos	Analysed By	Analysts Comments	Analysts Comments	Asbestos Quantification - Detailed Gravimetric - %	Asbestos Quantification - Gravimetric %	Asbestos Quantification - Gravimetric - %	Asbestos Quantification - PCOM Evaluation - %	Asbestos Quantification - Total - %	Asbestos Quantificatio n - Total - %	Chrysotile (White) Asbestos	Comments	Crocidolite (Blue) Asbestos	Date of Analysis	Fibrous Actinolite	Fibrous Anthophyllite	Fibrous Tremolite	Non-Asbestos Fibre
							-	-	-	-	-	-	-	-	-	-	-	-	-	%	%	%	%	%	%	-	-	-	-	-	-	-	-
TPE3242	4.50-	150214-75	11/02/2015	14/02/2015	04/03/2015	POS	-	-	-	-	-	-	-	-	-	-	-	-	-	-	-	-	-	-	-	-	-	-	-	-	-	-
TPE3243	0.50-	150212-8	11/02/2015	12/02/2015	25/02/2015	POS	-	-	-	-	-	-	-	-	-	Not Detected	in Hughes	-	-	-	-	-	-	-	-	Not Detected	0	Not Detected	25/02/15	Not Detected	Not Detected	Not Detected	Not Detected
TPE3243	1.50-	150212-8	11/02/2015	12/02/2015	26/02/2015	POS	-	-	-	-	-	-	-	-	-	-	-	-	-	-	-	-	-	-	-	-	-	-	-	-	-	-	-
TPE3243	2.50-	150212-8	11/02/2015	12/02/2015	27/02/2015	POS	-	-	-	-	-	-	-	-	-	-	-	-	-	-	-	-	-	-	-	-	-	-	-	-	-	-	-
TPE3245	0.50-	150219-78	16/02/2015	19/02/2015	09/03/2015	POS	-	-	-	-	-	-	-	-	-	Not Detected	in Hughes	-	-	-	-	-	-	-	-	Not Detected	0	Not Detected	9/3/15	Not Detected	Not Detected	Not Detected	Not Detected
TPE3245	1.50-	150219-78	16/02/2015	19/02/2015	08/03/2015	POS	-	-	-	-	-	-	-	-	-	-	-	-	-	-	-	-	-	-	-	-	-	-	-	-	-	-	-
TPE3287	0.50-	150217-34	13/02/2015	17/02/2015	05/03/2015	POS	-	-	-	-	-	-	-	-	-	Not Detected	in Hughes	-	-	-	-	-	-	-	-	Not Detected	0	Not Detected	4/3/15	Not Detected	Not Detected	Not Detected	Not Detected
TPE3287	1.70-	150217-34	13/02/2015	17/02/2015	05/03/2015	POS	-	-	-	-	-	-	-	-	-	-	-	-	-	-	-	-	-	-	-	-	-	-	-	-	-	-	-
TPE3287	3.00-	150217-34	13/02/2015	17/02/2015	03/03/2015	POS	-	-	-	-	-	-	-	-	-	-	-	-	-	-	-	-	-	-	-	-	-	-	-	-	-	-	-
TPE3288	0.50-	150217-34	13/02/2015	17/02/2015	06/03/2015	POS	-	-	-	-	-	-	-	-	-	Not Detected	ı Rawlings	-	-	-	-	-	-	-	-	Not Detected	0	Not Detected	3/3/15	Not Detected	Not Detected	Not Detected	Not Detected
TPE3288	1.80-	150217-34	13/02/2015	17/02/2015	05/03/2015	POS	-	-	-	-	-	-	-	-	-	-	-	-	-	-	-	-	-	-	-	-	-	-	-	-	-	-	-
TPE3288	2.80-	150217-34	13/02/2015	17/02/2015	03/03/2015	POS	-	-	-	-	-	-	-	-	-	-	-	-	-	-	-	-	-	-	-	-	-	-	-	-	-	-	-
TPE3288	4.00-	150217-34	13/02/2015	17/02/2015	03/03/2015	POS	-	-	-	-	-	-	-	-	-	-	-	-	-	-	-	-	-	-	-	-	-	-	-	-	-	-	-
TPE3289	0.50-	150217-34	13/02/2015	17/02/2015	27/04/2015	POS	-	-	-	-	-	-	-	None	-	Not Detected	ı Rawlings	N/C	-	-	<0.001	-	<0.001	<0.001	-	Detected	e fibres in soil	Not Detected	3/3/15	Not Detected	Not Detected	Not Detected	Not Detected
TPE3289	1.50-	150217-34	13/02/2015	17/02/2015	04/03/2015	POS	-	-	-	-	-	-	-	-	-	-	-	-	-	-	-	-	-	-	-	-	-	-	-	-	-	-	-
TPE3289	2.50-	150217-34	13/02/2015	17/02/2015	06/03/2015	POS	-	-	-	-	-	-	-	-	-	-	-	-	-	-	-	-	-	-	-	-	-	-	-	-	-	-	-
TPE3289	3.50-	150217-34	13/02/2015	17/02/2015	06/03/2015	POS	-	-	-	-	-	-	-	-	-	-	-	-	-	-	-	-	-	-	-	-	-	-	-	-	-	-	-
TPE3290	0.50-	150214-75	11/02/2015	14/02/2015	03/03/2015	POS	-	-	-	-	-	-	-	-	-	Not Detected	ostlewhite	-	-	-	-	-	-	-	-	Not Detected	0	Not Detected	2/3/15	Not Detected	Not Detected	Not Detected	Not Detected
TPE3290	1.00-	150214-75	11/02/2015	14/02/2015	17/04/2015	POS	-	-	-	-	-	-	-	-	-	Detected	ı Rawlings	-	-	-	-	-	-	-	-	Detected	e fibres in soil	Detected	2/3/15	Not Detected	Not Detected	Not Detected	Not Detected
TPE3290	1.50-	150214-75	11/02/2015	14/02/2015	04/03/2015	POS	-	-	-	-	-	-	-	-	-	-	-	-	-	-	-	-	-	-	-	-	-	-	-	-	-	-	-
TPE3291	0.50-	150214-75	11/02/2015	14/02/2015	03/03/2015	POS	-	-	-	-	-	-	-	-	-	Not Detected	ı Swindells	-	-	-	-	-	-	-	-	Not Detected	0	Not Detected	2/3/15	Not Detected	Not Detected	Not Detected	Not Detected
TPE3291	1.00-	150214-75	11/02/2015	14/02/2015	03/03/2015	POS	-	-	-	-	-	-	-	-	-	Not Detected	ostlewhite	-	-	-	-	-	-	-	-	Not Detected	0	Not Detected	2/3/15	Not Detected	Not Detected	Not Detected	Not Detected
TPE3292	0.50-	150214-75	11/02/2015	14/02/2015	28/04/2015	POS	-	-	-	-	-	-	-	None	-	Not Detected	ı Rawlings	N/C	-	-	0.0042	-	<0.001	0.0045	-	Detected	e fibres in soil	Detected	2/3/15	Not Detected	Not Detected	Not Detected	Not Detected
TPE3292	1.50-	150214-75	11/02/2015	14/02/2015	04/03/2015	POS	-	-	-	-	-	-	-	-	-	-	-	-	-	-	-	-	-	-	-	-	-	-	-	-	-	-	-
TPE3292	2.50-	150214-75	11/02/2015	14/02/2015	04/03/2015	POS	-	-	-	-	-	-	-	-	-	-	-	-	-	-	-	-	-	-	-	-	-	-	-	-	-	-	-
TPE3292	3.50-	150214-75	11/02/2015	14/02/2015	04/03/2015	POS	-	-	-	-	-	-	-	-	-	-	-	-	-	-	-	-	-	-	-	-	-	-	-	-	-	-	-
TPE3292	4.50-	150214-75	11/02/2015	14/02/2015	04/03/2015	POS	-	-	-	-	-	-	-	-	-	-	-	-	-	-	-	-	-	-	-	-	-	-	-	-	-	-	-
TPE3293	0.50-	150214-75	11/02/2015	14/02/2015	28/04/2015	POS	-	-	-	-	-	-	-	None	-	Not Detected	ı Rawlings	N/C	-	-	0.0017	-	<0.001	0.0019	-	Detected	e fibres in soil	Detected	2/3/15	Not Detected	Not Detected	Not Detected	Not Detected
TPE3293	1.50-	150214-75	11/02/2015	14/02/2015	04/03/2015	POS	-	-	-	-	-	-	-	-	-	-	-	-	-	-	-	-	-	-	-	-	-	-	-	-	-	-	-
TPE3293	2.50-	150214-75	11/02/2015	14/02/2015	04/03/2015	POS	-	-	-	-	-	-	-	-	-	-	-	-	-	-	-	-	-	-	-	-	-	-	-	-	-	-	-
TPE3293	3.50-	150214-75	11/02/2015	14/02/2015	04/03/2015	POS	-	-	-	-	-	-	-	-	-	-	-	-	-	-	-	-	-	-	-	-	-	-	-	-	-	-	-
TPE3293	4.50-	150214-75	11/02/2015	14/02/2015	04/03/2015	POS	-	-	-	-	-	-	-	-	-	-	-	-	-	-	-	-	-	-	-	-	-	-	-	-	-	-	-
TPE3294	0.50-	150212-8	11/02/2015	12/02/2015	25/02/2015	POS	-	-	-	-	-	-	-	-	-	Not Detected	ı Sargeant	-	-	-	-	-	-	-	-	Not Detected	0	Not Detected	25/02/15	Not Detected	Not Detected	Not Detected	Not Detected
TPE3294	1.50-	150212-8	11/02/2015	12/02/2015	25/02/2015	POS	-	-	-	-	-	-	-	-	-	-	-	-	-	-	-	-	-	-	-	-	-	-	-	-	-	-	-
TPE3294	2.50-	150212-8	11/02/2015	12/02/2015	26/02/2015	POS	-	-	-	-	-	-	-	-	-	-	-	-	-	-	-	-	-	-	-	-	-	-	-	-	-	-	-
TPE3295	1.00-	150212-8	11/02/2015	12/02/2015	25/02/2015	POS	-	-	-	-	-	-	-	-	-	Not Detected	Kevin Gill	-	-	-	-	-	-	-	-	Not Detected	0	Not Detected	24/2/2015	Not Detected	Not Detected	Not Detected	Not Detected
TPE3295	2.00-	150212-8	11/02/2015	12/02/2015	27/02/2015	POS	-	-	-	-	-	-	-	-	-	-	-	-	-	-	-	-	-	-	-	-	-	-	-	-	-	-	-
TPE3295	3.00-	150212-8	11/02/2015	12/02/2015	27/02/2015	POS	-	-	-	-	-	-	-	-	-	-	-	-	-	-	-	-	-	-	-	-	-	-	-	-	-	-	-
TPE3296	0.50-	150212-8	11/02/2015	12/02/2015	17/04/2015	POS	-	-	-	-	-	-	-	None	-	Not Detected	ı Swindells	N/C	-	-	<0.001	-	<0.001	<0.001	-	Detected	e fibres in soil	Not Detected	24/2/2015	Not Detected	Not Detected	Not Detected	Not Detected
TPE3296	1.50-	150212-8	11/02/2015	12/02/2015	25/02/2015	POS	-	-	-	-	-	-	-	-	-	-	-	-	-	-	-	-	-	-	-	-	-	-	-	-	-	-	-
TPE3296	2.50-	150212-8	11/02/2015	12/02/2015	27/02/2015	POS	-	-	-	-	-	-	-	-	-	-	-	-	-	-	-	-	-	-	-	-	-	-	-	-	-	-	-
TPE3296	3.50-	150212-8	11/02/2015	12/02/2015	26/02/2015	POS	-	-	-	-	-	-	-	-	-	-	-	-	-	-	-	-	-	-	-	-	-	-	-	-	-	-	-
TPE3296	4.20-	150212-8	11/02/2015	12/02/2015	28/02/2015	POS	-	-	-	-	-	-	-	-	-	-	-	-	-	-	-	-	-	-	-	-	-	-	-	-	-	-	-
TPE3297	0.50-	150214-75	11/02/2015	14/02/2015	24/04/2015	POS	-	-	-	-	-	-	-	None	-	Not Detected	ı Rawlings	N/C	-	-	0.0018	-	<0.001	0.002	-	Detected	e fibres in soil	Detected	2/3/15	Not Detected	Not Detected	Not Detected	Not Detected
TPE3297	1.50-	150214-75	11/02/2015	14/02/2015	03/03/2015	POS	-	-	-	-	-	-	-	-	-	-	-	-	-	-	-	-	-	-	-	-	-	-	-	-	-	-	-
TPE3297	2.50-	150214-75	11/02/2015	14/02/2015	04/03/2015	POS	-	-	-	-	-	-	-	-	-	-	-	-	-	-	-	-	-	-	-	-	-	-	-	-	-	-	-
TPE3297	3.50-	150214-75	11/02/2015	14/02/2015	03/03/2015	POS	-	-	-	-	-	-	-	-	-	-	-	-	-	-	-	-	-	-	-	-	-	-	-	-	-	-	-
TPE3298	0.50-	150212-8	11/02/2015	12/02/2015	17/04/2015	POS	-	-	-	-	-	-	-	None	-	Detected	ı Sargeant	N/C	-	-	<0.001	-	<0.001	0.0014	-	Detected	e fibres in soil	Not Detected	25/02/15	Not Detected	Not Detected	Not Detected	Not Detected
TPE3298	1.50-	150212-8	11/02/2015	12/02/2015	25/02/2015	POS	-	-	-	-	-	-	-	-	-	-	-	-	-	-	-	-	-	-	-	-	-	-	-	-	-	-	-
TPE3302	0.50-	150212-8	11/02/2015	12/02/2015	27/02/2015	POS	-	-	-	-	-	-	-	-	-	Not Detected	Kevin Gill	-	-	-	-	-	-	-	-	Trace	e fibres in soil	Not Detected	24/2/2015	Not Detected	Not Detected	Not Detected	Not Detected
TPE3303	0.50-	150212-8	11/02/2015	12/02/2015	17/04/2015	POS	-	-	-	-	-	-	-	None	-	Not Detected	ı Swindells	N/C	-	-	0.157	-	0.0014	0.158	-	Detected	e fibres in soil	Not Detected	24/2/2015	Not Detected	Not Detected	Not Detected	Not Detected
TPE3303	1.50-	150212-8	11/02/2015	12/02/2015	26/02/2015	POS	-	-	-	-	-	-	-	-	-	-	-	-	-	-	-	-	-	-	-	-	-	-	-	-	-	-	-
TPE3303	2.50-	150212-8	11/02/2015	12/02/2015	25/02/2015	POS	-	-	-	-	-	-	-	-	-	-	-	-	-	-	-	-	-	-	-	-	-	-	-	-	-	-	-
TPE3303	3.50-	150212-8	11/02/2015	12/02/2015	26/02/2015	POS	-	-	-	-	-	-	-	-	-	-	-	-	-	-	-	-	-	-	-	-	-	-	-	-	-	-	-
TPE3303	4.70-	150212-8	11/02/2015	12/02/2015	27/02/2015	POS	-	-	-	-	-	-	-	-	-	-	-	-	-	-	-	-	-	-	-	-	-	-	-	-	-	-	-
TPE3304	0.50-	150212-8	11/02/2015	12/02/2015	27/02/2015	POS	-	-	-	-	-	-	-	-	-	Not Detected	ı Sargeant	-	-	-	-	-	-	-	-	Not Detected	0	Not Detected	25/02/15	Not Detected	Not Detected	Not Detected	Detected
TPE3305	2.00-	150212-8	11/02/2015	12/02/2015	25/02/2015	POS	-	-	-	-	-	-	-	-	-	-	-	-	-	-	-	-	-	-	-	-	-	-	-	-	-	-	-
TPE3305	3.00-	150212-8	11/02/2015	12/02/2015	28/02/2015	POS	-	-	-	-	-	-	-	-	-	-	-	-	-	-	-	-	-	-	-	-	-	-	-	-	-	-	-
TPE3307	0.50-	150214-75	11/02/2015	14/02/2015	27/04/2015	POS	-	-	-	-	-	-	-	None	-	Not Detected	in Hughes	N/C	-	-	0.0055	-	<0.001	0.0063	-	Detected	e fibres in soil	Not Detected	2/3/15	Not Detected	Not Detected	Not Detected	Not Detected
TPE3307	1.60-	150214-75	11/02/2015	14/02/2015	04/03/2015	POS	-	-	-	-	-	-	-	-	-	-	-	-	-	-	-	-	-	-	-	-	-	-	-	-	-	-	-
TPE3307	2.50-	150214-75	11/02/2015	14/02/2015	04/03/2015	POS	-	-	-	-	-	-	-	-	-	-	-	-	-	-	-	-	-	-	-	-	-	-	-	-	-	-	-
TPE3307	3.50-	150214-75	11/02/2015	14/02/2015	04/03/2015	POS	-	-	-	-	-	-	-	-	-	-	-	-	-	-	-	-	-	-	-	-	-	-	-	-	-	-	-
TPE3307	4.50-	150214-75	11/02/2015	14/02/2015	04/03/2015	POS	-	-	-	-	-	-	-	-	-	-	-	-	-	-	-	-	-	-	-	-	-	-	-	-	-	-	-
TPE3308	0.50-	150212-8	11/02/2015	12/02/2015	25/02/2015	POS	-	-	-	-	-	-	-	-	-	Not Detected	Kevin Gill	-	-	-	-	-	-	-	-	Not Detected	0	Not Detected	24/2/2015	Not Detected	Not Detected	Not Detected	Not Detected
TPE3308	1.50-	150212-8	11/02/2015	12/02/2015	25/02/2015	POS	-	-	-	-	-	-	-	-	-	-	-	-	-	-	-	-	-	-	-	-	-	-	-	-	-	-	-
TPE3309	0.50-	150212-8	11/02/2015	12/02/2015	27/02/2015	POS	-	-	-	-	-	-	-	-	-	Not Detected	Kevin Gill	-	-	-	-	-	-	-	-	Trace	e fibres in soil	Not Detected	24/2/2015	Not Detected	Not Detected	Not Detected	Not Detected
TPE3376	1.00-	150212-8	11/02/2015	12/02/2015	17/04/2015	POS	-	-	-	-	-	-	-	None	-	Detected	ı Sargeant	N/C	-	-	0.0165	-	0.0024	0.0189	-	Detected	bestos laggin	Not Detected	25/2/2015	Not Detected	Not Detected	Not Detected	Not Detected
TPE3376	2.00-	150212-8	11/02/2015	12/02/2015	26/02/2015	POS	-	-	-	-	-	-	-	-	-	-	-	-	-	-	-	-	-	-	-	-	-	-	-	-	-	-	-
TPE3376	3.00-	150212-8	11/02/2015	12/02/2015	25/02/2015	POS	-	-	-	-	-	-	-	-	-	-	-	-	-	-	-	-	-	-	-	-	-	-	-	-	-	-	-
TPE3377	0.50-	150212-8	11/02/2015	12/02/2015	20/04/2015	POS	-	-	-	-	-	-	-	None	-	Detected	ı Sargeant	N/C	-	-	0.0215	-	<0.001	0.022	-	Detected	g ACM debris	Detected	25/02/15	Not Detected	Not Detected	Not Detected	Not Detected
TPE3377	1.50-	150212-8	11/02/2015	12/02/2015	25/02/2015	POS	-	-	-	-	-	-	-	-	-	-	-	-	-	-	-	-	-	-	-	-	-	-	-	-	-	-	-
TPE3377	2.50-	150212-8	11/02/2015	12/02/2015	25/02/2015	POS	-	-	-	-	-	-	-	-	-	-	-	-	-	-	-	-	-	-	-	-	-	-	-	-	-	-	-
TPE3378	0.50-	150212-8	11/02/2015	12/02/2015	20/04/2015	POS	-	-	-	-	-	-	-	None	-	Not Detected	Kevin Gill	N/C	-	-	<0.001	-	<0.001	<0.001	-	Detected	e fibres in soil	Not Detected	24/2/2015	Not Detected	Not Detected	Not Detected	Not Detected
TPE3378	1.50-	150212-8	11/02/2015	12/02/2015	25/02/2015	POS	-	-	-	-	-	-	-	-	-	-	-	-	-	-	-	-	-	-	-	-	-	-	-	-	-	-	-
TPE3379	0.50-	150212-8	11/02/2015	12/02/2015	20/04/2015	POS	-	-	-	-	-	-	-	None	-	Not Detected	ostlewhite	N/C	-	-	<0.001	-	<0.001	0.0014	-	Detected	e fibres in soil	Not Detected	24/2/2015	Not Detected	Not Detected	Not Detected	Not Detected
TPE3379	1.50-	150212-8	11/02/2015	12/02/2015	26/02/2015	POS	-	-	-	-	-	-	-	-	-	-	-	-	-	-	-	-	-	-	-	-	-	-	-	-	-	-	-
TPE3380	0.50-	150212-8	11/02/2015	12/02/2015	25/02/2015	POS	-	-	-	-	-	-	-	-	-	Not Detected	Kevin Gill	-	-	-	-	-	-	-	-	Not Detected	0	Not Detected	24/2/2015	Not Detected	Not Detected	Not Detected	Not Detected
TPE3381	0.50-	150212-8	11/02/2015	12/02/2015	27/02/2015	POS	-	-	-	-	-	-	-	-	-	Not Detected	in Hughes	-	-	-	-	-	-	-	-	Not Detected	0	Not Detected	25/02/15	Not Detected	Not Detected	Not Detected	Not Detected
TPE3381	1.50-	150212-8	11/02/2015	12/02/2015	26/02/2015	POS	-	-	-	-	-	-	-	-	-	-	-	-	-	-	-	-	-	-	-	-	-	-	-	-	-	-	-
TPE3381	2.50-	150212-8	11/02/2015	12/02/2015	25/02/2015	POS	-	-	-	-	-	-	-	-	-	-	-	-	-	-	-	-	-	-	-	-	-	-	-	-	-	-	-
TPE3381	3.50-	150212-8	11/02/2015	12/02/2015	26/02/2015	POS	-	-	-	-	-	-	-	-	-	-	-	-	-	-	-	-	-	-	-	-	-	-	-	-	-	-	-
TPE3382	0.50-	150212-8	11/02/2015	12/02/2015	27/02/2015	POS	-	-	-	-	-	-	-	-	-	Not Detected	ı Sargeant	-	-	-	-	-	-	-	-	Not Detected	0	Not Detected	25/02/15	Not Detected	Not Detected	Not Detected	Not Detected
TPE3382	1.50-	150212-8	11/02/2015	12/02/2015	27/02/2015	POS	-	-	-	-	-	-	-	-	-	-	-	-	-	-	-	-	-	-	-	-	-	-	-	-	-	-	-
TPE3382	2.60-	150212-8	11/02/2015	12/02/2015	26/02/2015	POS	-	-	-	-	-	-	-	-	-	-	-	-	-	-	-	-	-	-	-	-	-	-	-	-	-	-	-
TPE3382	3.50-	150212-8	11/02/2015	12/02/2015	26/02/2015	POS	-	-	-	-	-	-	-	-	-	-	-	-	-	-	-	-	-	-	-	-	-	-	-	-	-	-	-
TPE3382	4.20-	150212-8	11/02/2015	12/02/2015	26/02/2015	POS	-	-	-	-	-	-	-	-	-	-	-	-	-	-	-	-	-	-	-	-	-	-	-	-	-	-	-
TPE3384	1.00-	150212-8	11/02/2015	12/02/2015	26/02/2015	POS	-	-	-	-	-	-	-	-	-	Not Detected	ı Swindells	-	-	-	-	-	-	-	-	Not Detected	0	Not Detected	24/2/2015	Not Detected	Not Detected	Not Detected	Not Detected
TPE3385	0.50-	150212-8	11/02/2015	12/02/2015	26/02/2015	POS	-	-	-	-	-	-	-	-	-	Not Detected	ı Rawlings	-	-	-	-	-	-	-	-	Not Detected	0	Not Detected	25/02/15	Not Detected	Not Detected	Not Detected	Not Detected
TPE3388	0.50-	150212-8	11/02/2015	12/02/2015	20/04/2015	POS	-	-	-	-	-	-	-	None	-	Detected	Kevin Gill	N/C	-	-	<0.001	-	<0.001	<0.001	-	Not Detected	g ACM debris	Detected	24/2/2015	Not Detected	Not Detected	Not Detected	Not Detected
TPE3388	1.50-	150212-8	11/02/2015	12/02/2015	27/02/2015	POS	-	-	-	-	-	-	-	-	-	-	-	-	-	-	-	-	-	-	-	-	-	-	-	-	-	-	-
TPE3389	0.50-	150212-8	11/02/2015	12/02/2015	26/02/2015	POS	-	-	-	-	-	-	-	-	-	Not Detected	ı Sargeant	-	-	-	-	-	-	-	-	Not Detected	0	Not Detected	25/02/15	Not Detected	Not Detected	Not Detected	Not Detected
TPE3390	0.50-	150212-8	11/02/2015	12/02/2015	27/02/2015	POS	-	-	-	-	-	-	-	-	-	Not Detected	Kevin Gill	-	-	-	-	-	-	-	-	Trace	e fibres in soil	Not Detected	24/2/2015	Not Detected	Not Detected	Not Detected	Not Detected
TPE3390	1.50-	150212-8	11/02/2015	12/02/2015	27/02/2015	POS	-	-	-	-	-	-	-	-	-	-	-	-	-	-	-	-	-	-	-	-	-	-	-	-	-	-	-
TPE3390	2.50-	150212-8	11/02/2015	12/02/2015	25/02/2015	POS	-	-	-	-	-	-	-	-	-	-	-	-	-	-	-	-	-	-	-	-	-	-	-	-	-	-	-
TPE3390	3.50-	150212-8	11/02/2015	12/02/2015	26/02/2015	POS	-	-	-	-	-	-	-	-	-	-	-	-	-	-	-	-	-	-	-	-	-	-	-	-	-	-	-
TPE3390	4.50-	150212-8	11/02/2015	12/02/2015	25/02/2015	POS	-	-	-	-	-	-	-	-	-	-	-	-	-	-	-	-	-	-	-	-	-	-	-	-	-	-	-
TPE3391	0.50-	150212-8	11/02/2015	12/02/2015	26/02/2015	POS	-	-	-	-	-	-	-	-	-	Not Detected	ı Rawlings	-	-	-	-	-	-	-	-	Not Detected	0	Not Detected	25/02/15	Not Detected	Not Detected	Not Detected	Not Detected
TPE3391	1.70-	150212-8	11/02/2015	12/02/2015	25/02/2015	POS	-	-	-	-	-	-	-	-	-	-	-	-	-	-	-	-	-	-	-	-	-	-	-	-	-	-	-
TPE3391	2.40-	150212-8	11/02/2015	12/02/2015	25/02/2015	POS	-	-	-	-	-	-	-	-	-	-	-	-	-	-	-	-	-	-	-	-	-	-	-	-	-	-	-
TPE3391	3.50-	150212-8	11/02/2015	12/02/2015	25/02/2015	POS	-	-	-	-	-	-	-	-	-	-	-	-	-	-	-	-	-	-	-	-	-	-	-	-	-	-	-
TPE3392	0.50-	150212-8	11/02/2015	12/02/2015	25/02/2015	POS	-	-	-	-	-	-	-	-	-	Not Detected	in Hughes	-	-	-	-	-	-	-	-	Not Detected	0	Not Detected	25/02/15	Not Detected	Not Detected	Not Detected	Not Detected

Monitor Phase 68

Sample Descr	Sample Depth	SDG ID.	Date Sampled	Date Received	Date Complete	Commercial >1m RBSL POS >1m RBSL	Actinolite*	Amosite*	Anthophyllite*	Chrysotile*	Crocidolite*	Non-Asbestos Fibres Detected	Tremolite*	Additional Asbestos Components (Using TM048)	Additional Asbestos Components (Using TM048)	Amosite (Brown) Asbestos	Analysed By	Analysts Comments	Analysts Comments	Asbestos Quantification - Detailed Gravimetric - %	Asbestos Quantification - Gravimetric %	Asbestos Quantification - Gravimetric - %	Asbestos Quantification - PCOM Evaluation - %	Asbestos Quantification - Total - %	Asbestos Quantificatio n - Total - %	Chrysotile (White) Asbestos	Comments	Crocidolite (Blue) Asbestos	Date of Analysis	Fibrous Actinolite	Fibrous Anthophyllite	Fibrous Tremolite	Non-Asbestos Fibre
							-	-	-	-	-	-	-	-	-	-	-	-	-	%	%	%	%	%	%	-	-	-	-	-	-	-	-
TPE3392	1.50-	150212-8	11/02/2015	12/02/2015	03/03/2015	POS	-	-	-	-	-	-	-	-	-	-	-	-	-	-	-	-	-	-	-	-	-	-	-	-	-	-
TPE3392	2.50-	150212-8	11/02/2015	12/02/2015	26/02/2015	POS	-	-	-	-	-	-	-	-	-	-	-	-	-	-	-	-	-	-	-	-	-	-	-	-	-	-
TPE3392	3.20-	150212-8	11/02/2015	12/02/2015	25/02/2015	POS	-	-	-	-	-	-	-	-	-	-	-	-	-	-	-	-	-	-	-	-	-	-	-	-	-	-
TPE3393	0.50-	150212-8	11/02/2015	12/02/2015	20/04/2015	POS	-	-	-	-	-	-	-	None	-	Not Detected	ı Rawlings	N/C	-	-	0.0035	-	<0.001	0.0037	-	Detected	e fibres in soil	Detected	25/02/15	Not Detected	Not Detected	Not Detected	Not Detected
TPE3394	0.50-	150212-8	11/02/2015	12/02/2015	20/04/2015	POS	-	-	-	-	-	-	-	None	-	Detected	ı Sargeant	N/C	-	-	0.0096	-	<0.001	0.01	-	Detected	nd ACM debris	Not Detected	25/02/15	Not Detected	Not Detected	Not Detected	Not Detected
TPE3395	1.00-	150212-8	11/02/2015	12/02/2015	25/02/2015	POS	-	-	-	-	-	-	-	-	-	Not Detected	in Hughes	-	-	-	-	-	-	-	-	Not Detected	0	Not Detected	25/02/15	Not Detected	Not Detected	Not Detected	Not Detected
TPE3395	2.00-	150212-8	11/02/2015	12/02/2015	28/02/2015	POS	-	-	-	-	-	-	-	-	-	-	-	-	-	-	-	-	-	-	-	-	-	-	-	-	-	-	-
TPE3466	0.50-	150214-75	11/02/2015	14/02/2015	27/04/2015	POS	-	-	-	-	-	-	-	ie fibres in soil)	-	Not Detected	ostlewhite	N/C	-	-	0.003	-	0.0011	0.0041	-	Detected	e fibres in soil	Not Detected	2/3/15	Not Detected	Not Detected	Not Detected	Not Detected
TPE3466	1.00-	150214-75	11/02/2015	14/02/2015	03/03/2015	POS	-	-	-	-	-	-	-	-	-	Not Detected	ı Rawlings	-	-	-	-	-	-	-	-	Not Detected	0	Not Detected	2/3/15	Not Detected	Not Detected	Not Detected	Not Detected
TPE3467	1.00-	150212-8	11/02/2015	12/02/2015	20/04/2015	POS	-	-	-	-	-	-	-	None	-	Detected	Kevin Gill	N/C	-	-	0.0055	-	<0.001	0.0057	-	Detected	g ACM debris	Not Detected	24/2/2015	Not Detected	Not Detected	Not Detected	Not Detected
TPE3468	0.50-	150212-8	11/02/2015	12/02/2015	21/04/2015	POS	-	-	-	-	-	-	-	None	-	Not Detected	ostlewhite	N/C	-	-	0.0012	-	<0.001	0.0014	-	Detected	e fibres in soil	Not Detected	24/2/2015	Not Detected	Not Detected	Not Detected	Not Detected
TPE3468	1.50-	150212-8	11/02/2015	12/02/2015	26/02/2015	POS	-	-	-	-	-	-	-	-	-	-	-	-	-	-	-	-	-	-	-	-	-	-	-	-	-	-	-
TPE3468	2.50-	150212-8	11/02/2015	12/02/2015	26/02/2015	POS	-	-	-	-	-	-	-	-	-	-	-	-	-	-	-	-	-	-	-	-	-	-	-	-	-	-	-
TPE3469	0.50-	150212-8	11/02/2015	12/02/2015	25/02/2015	POS	-	-	-	-	-	-	-	-	-	Not Detected	ostlewhite	-	-	-	-	-	-	-	-	Not Detected	0	Not Detected	24/2/2015	Not Detected	Not Detected	Not Detected	Not Detected
TPE3469	1.50-	150212-8	11/02/2015	12/02/2015	26/02/2015	POS	-	-	-	-	-	-	-	-	-	-	-	-	-	-	-	-	-	-	-	-	-	-	-	-	-	-	-
TPE3470	0.50-	150212-8	11/02/2015	12/02/2015	21/04/2015	POS	-	-	-	-	-	-	-	-	-	Not Detected	ı Rawlings	-	-	-	-	-	-	-	-	Not Detected	0	Not Detected	25/02/15	Not Detected	Not Detected	Not Detected	Not Detected
TPE3470	1.50-	150212-8	11/02/2015	12/02/2015	25/02/2015	POS	-	-	-	-	-	-	-	-	-	-	-	-	-	-	-	-	-	-	-	-	-	-	-	-	-	-	-
TPE3470	2.40-	150212-8	11/02/2015	12/02/2015	28/02/2015	POS	-	-	-	-	-	-	-	-	-	-	-	-	-	-	-	-	-	-	-	-	-	-	-	-	-	-	-
TPE3470	3.50-	150212-8	11/02/2015	12/02/2015	25/02/2015	POS	-	-	-	-	-	-	-	-	-	-	-	-	-	-	-	-	-	-	-	-	-	-	-	-	-	-	-
TPE3471	0.50-	150212-8	11/02/2015	12/02/2015	20/04/2015	POS	-	-	-	-	-	-	-	None	-	Detected	in Hughes	N/C	-	-	<0.001	-	<0.001	<0.001	-	Not Detected	e fibres in soil	Not Detected	25/02/15	Not Detected	Not Detected	Not Detected	Not Detected
TPE3471	1.50-	150212-8	11/02/2015	12/02/2015	27/02/2015	POS	-	-	-	-	-	-	-	-	-	-	-	-	-	-	-	-	-	-	-	-	-	-	-	-	-	-	-
TPE3471	2.50-	150212-8	11/02/2015	12/02/2015	26/02/2015	POS	-	-	-	-	-	-	-	-	-	-	-	-	-	-	-	-	-	-	-	-	-	-	-	-	-	-	-
TPE3471	3.50-	150212-8	11/02/2015	12/02/2015	25/02/2015	POS	-	-	-	-	-	-	-	-	-	-	-	-	-	-	-	-	-	-	-	-	-	-	-	-	-	-	-
TPE3471	4.50-	150212-8	11/02/2015	12/02/2015	25/02/2015	POS	-	-	-	-	-	-	-	-	-	-	-	-	-	-	-	-	-	-	-	-	-	-	-	-	-	-	-
TPE3475	0.50-	150219-78	16/02/2015	19/02/2015	09/03/2015	POS	-	-	-	-	-	-	-	-	-	Not Detected	ı Rawlings	-	-	-	-	-	-	-	-	Not Detected	0	Not Detected	9/3/15	Not Detected	Not Detected	Not Detected	Not Detected
TPE3476	0.50-	150219-78	16/02/2015	19/02/2015	08/04/2015	POS	-	-	-	-	-	-	-	-	-	-	-	-	-	-	-	-	-	-	-	-	-	-	-	-	-	-	-
TPE3476	1.50-	150219-78	16/02/2015	19/02/2015	09/03/2015	POS	-	-	-	-	-	-	-	ie fibres in soil)	-	Detected	in Hughes	N/C	-	-	0.0019	-	0.002	0.0039	-	Not Detected	e fibres in soil	Not Detected	9/3/15	Not Detected	Not Detected	Not Detected	Not Detected
TPE3477	0.50-	150212-8	11/02/2015	12/02/2015	21/04/2015	POS	-	-	-	-	-	-	-	-	-	-	-	-	-	-	-	-	-	-	-	-	-	-	-	-	-	-	-
TPE3477	1.50-	150212-8	11/02/2015	12/02/2015	27/02/2015	POS	-	-	-	-	-	-	-	stos insulation)	-	Not Detected	ostlewhite	N/C	-	-	0.0047	-	<0.001	0.005	-	Detected	e fibres in soil	Not Detected	24/2/2015	Not Detected	Not Detected	Not Detected	Not Detected
TPE3477	2.50-	150212-8	11/02/2015	12/02/2015	25/02/2015	POS	-	-	-	-	-	-	-	-	-	-	-	-	-	-	-	-	-	-	-	-	-	-	-	-	-	-	-
TPE3477	3.50-	150212-8	11/02/2015	12/02/2015	25/02/2015	POS	-	-	-	-	-	-	-	-	-	-	-	-	-	-	-	-	-	-	-	-	-	-	-	-	-	-	-
TPE3479	0.50-	150212-8	11/02/2015	12/02/2015	26/02/2015	POS	-	-	-	-	-	-	-	-	-	Not Detected	Kevin Gill	-	-	-	-	-	-	-	-	Not Detected	0	Not Detected	24/2/2015	Not Detected	Not Detected	Not Detected	Detected
TPE3479	1.50-	150212-8	11/02/2015	12/02/2015	25/02/2015	POS	-	-	-	-	-	-	-	-	-	-	-	-	-	-	-	-	-	-	-	-	-	-	-	-	-	-	-
TPE3480	0.50-	150214-75	11/02/2015	14/02/2015	24/04/2015	POS	-	-	-	-	-	-	-	ulation material)	-	Detected	ostlewhite	N/C	-	-	0.0391	-	0.0033	0.0424	-	Detected	e fibres in soil	Not Detected	2/3/15	Not Detected	Not Detected	Not Detected	Not Detected
TPE3480	1.50-	150214-75	11/02/2015	14/02/2015	03/03/2015	POS	-	-	-	-	-	-	-	-	-	-	-	-	-	-	-	-	-	-	-	-	-	-	-	-	-	-	-
TPE3480	2.50-	150214-75	11/02/2015	14/02/2015	04/03/2015	POS	-	-	-	-	-	-	-	-	-	-	-	-	-	-	-	-	-	-	-	-	-	-	-	-	-	-	-
TPE3562	0.50-	150212-8	11/02/2015	12/02/2015	26/02/2015	POS	-	-	-	-	-	-	-	-	-	Not Detected	ostlewhite	-	-	-	-	-	-	-	-	Not Detected	0	Not Detected	24/2/2015	Not Detected	Not Detected	Not Detected	Not Detected
TPE3562	1.50-	150212-8	11/02/2015	12/02/2015	27/02/2015	POS	-	-	-	-	-	-	-	-	-	-	-	-	-	-	-	-	-	-	-	-	-	-	-	-	-	-	-
TPE3562	2.50-	150212-8	11/02/2015	12/02/2015	25/02/2015	POS	-	-	-	-	-	-	-	-	-	-	-	-	-	-	-	-	-	-	-	-	-	-	-	-	-	-	-
TPE3562	3.50-	150212-8	11/02/2015	12/02/2015	25/02/2015	POS	-	-	-	-	-	-	-	-	-	-	-	-	-	-	-	-	-	-	-	-	-	-	-	-	-	-	-
TPE3565	0.50-	150219-78	16/02/2015	19/02/2015	09/03/2015	POS	-	-	-	-	-	-	-	-	-	Not Detected	in Hughes	-	-	-	-	-	-	-	-	Not Detected	0	Not Detected	9/3/15	Not Detected	Not Detected	Not Detected	Not Detected
TPE3565	1.50-	150219-78	16/02/2015	19/02/2015	09/03/2015	POS	-	-	-	-	-	-	-	-	-	-	-	-	-	-	-	-	-	-	-	-	-	-	-	-	-	-	-
TPE3566	0.50-	150219-78	16/02/2015	19/02/2015	09/03/2015	POS	-	-	-	-	-	-	-	-	-	Not Detected	in Hughes	-	-	-	-	-	-	-	-	Not Detected	0	Not Detected	9/3/15	Not Detected	Not Detected	Not Detected	Not Detected
TPE3566	1.50-	150219-78	16/02/2015	19/02/2015	08/03/2015	POS	-	-	-	-	-	-	-	-	-	-	-	-	-	-	-	-	-	-	-	-	-	-	-	-	-	-	-
TPE3566	2.80-	150219-78	16/02/2015	19/02/2015	08/03/2015	POS	-	-	-	-	-	-	-	-	-	-	-	-	-	-	-	-	-	-	-	-	-	-	-	-	-	-	-
TPE3567	0.50-	150219-78	16/02/2015	19/02/2015	09/03/2015	POS	-	-	-	-	-	-	-	-	-	Not Detected	ı Sargeant	-	-	-	-	-	-	-	-	Not Detected	0	Not Detected	9/3/15	Not Detected	Not Detected	Not Detected	Not Detected
TPE3567	1.50-	150219-78	16/02/2015	19/02/2015	09/03/2015	POS	-	-	-	-	-	-	-	-	-	-	-	-	-	-	-	-	-	-	-	-	-	-	-	-	-	-	-
TPE2253	0.50-	150316-1	12/03/2015	16/03/2015	29/04/2015	POS	Not Detected	Not Detected	Not Detected	Detected	Not Detected	Not Detected	Not Detected	-	None	-	-	-	N/C	0.0012	-	<0.001	-	-	0.0012	-	-	-	-	-	-	-	-
TPE2253	1.50-	150316-1	12/03/2015	16/03/2015	07/04/2015	POS	-	-	-	-	-	-	-	-	-	-	-	-	-	-	-	-	-	-	-	-	-	-	-	-	-	-	-
TPE2253	2.50-	150316-1	12/03/2015	16/03/2015	07/04/2015	POS	-	-	-	-	-	-	-	-	-	-	-	-	-	-	-	-	-	-	-	-	-	-	-	-	-	-	-
TPE2253	3.50-	150316-1	12/03/2015	16/03/2015	07/04/2015	POS	-	-	-	-	-	-	-	-	-	-	-	-	-	-	-	-	-	-	-	-	-	-	-	-	-	-	-
TPE2254	0.50-	150316-1	12/03/2015	16/03/2015	08/04/2015	POS	Not Detected	Not Detected	Not Detected	Not Detected	Not Detected	Not Detected	Not Detected	-	-	-	-	-	-	-	-	-	-	-	-	-	-	-	-	-	-	-	-
TPE2254	1.50-	150316-1	12/03/2015	16/03/2015	07/04/2015	POS	-	-	-	-	-	-	-	-	-	-	-	-	-	-	-	-	-	-	-	-	-	-	-	-	-	-	-
TPE2254	2.50-	150316-1	12/03/2015	16/03/2015	07/04/2015	POS	-	-	-	-	-	-	-	-	-	-	-	-	-	-	-	-	-	-	-	-	-	-	-	-	-	-	-
TPE2279	0.40-	150312-105	10/03/2015	12/03/2015	03/04/2015	POS	-	-	-	-	-	-	-	-	-	Not Detected	in Hughes	-	-	-	-	-	-	-	-	Not Detected	0	Not Detected	2/4/15	Not Detected	Not Detected	Not Detected	Not Detected
TPE2279	1.40-	150312-105	10/03/2015	12/03/2015	01/04/2015	POS	-	-	-	-	-	-	-	-	-	-	-	-	-	-	-	-	-	-	-	-	-	-	-	-	-	-	-
TPE2279	2.40-	150312-105	10/03/2015	12/03/2015	01/04/2015	POS	-	-	-	-	-	-	-	-	-	-	-	-	-	-	-	-	-	-	-	-	-	-	-	-	-	-	-
TPE2279	3.40-	150312-105	10/03/2015	12/03/2015	02/04/2015	POS	-	-	-	-	-	-	-	-	-	-	-	-	-	-	-	-	-	-	-	-	-	-	-	-	-	-	-
TPE2280	0.50-	150312-105	10/03/2015	12/03/2015	02/04/2015	POS	-	-	-	-	-	-	-	-	-	Not Detected	Kevin Gill	-	-	-	-	-	-	-	-	Not Detected	0	Not Detected	2/4/15	Not Detected	Not Detected	Not Detected	Not Detected
TPE2280	1.50-	150312-105	10/03/2015	12/03/2015	03/04/2015	POS	-	-	-	-	-	-	-	-	-	-	-	-	-	-	-	-	-	-	-	-	-	-	-	-	-	-	-
TPE2280	2.50-	150312-105	10/03/2015	12/03/2015	01/04/2015	POS	-	-	-	-	-	-	-	-	-	-	-	-	-	-	-	-	-	-	-	-	-	-	-	-	-	-	-
TPE2280	3.50-	150312-105	10/03/2015	12/03/2015	01/04/2015	POS	-	-	-	-	-	-	-	-	-	-	-	-	-	-	-	-	-	-	-	-	-	-	-	-	-	-	-
TPE2281	0.50-	150316-1	12/03/2015	16/03/2015	07/04/2015	POS	Not Detected	Not Detected	Not Detected	Not Detected	Not Detected	Not Detected	Not Detected	-	-	-	-	-	-	-	-	-	-	-	-	-	-	-	-	-	-	-	-
TPE2281	1.50-	150316-1	12/03/2015	16/03/2015	07/04/2015	POS	-	-	-	-	-	-	-	-	-	-	-	-	-	-	-	-	-	-	-	-	-	-	-	-	-	-	-
TPE2281	2.50-	150316-1	12/03/2015	16/03/2015	07/04/2015	POS	-	-	-	-	-	-	-	-	-	-	-	-	-	-	-	-	-	-	-	-	-	-	-	-	-	-	-
TPE2282	0.50-	150316-1	12/03/2015	16/03/2015	07/04/2015	POS	Not Detected	Not Detected	Not Detected	Not Detected	Not Detected	Not Detected	Not Detected	-	-	-	-	-	-	-	-	-	-	-	-	-	-	-	-	-	-	-	-
TPE2282	1.50-	150316-1	12/03/2015	16/03/2015	07/04/2015	POS	-	-	-	-	-	-	-	-	-	-	-	-	-	-	-	-	-	-	-	-	-	-	-	-	-	-	-
TPE2282	2.50-	150316-1	12/03/2015	16/03/2015	07/04/2015	POS	-	-	-	-	-	-	-	-	-	-	-	-	-	-	-	-	-	-	-	-	-	-	-	-	-	-	-
TPE2283	0.50-	150316-1	12/03/2015	16/03/2015	07/04/2015	POS	Not Detected	Not Detected	Not Detected	Not Detected	Not Detected	Not Detected	Not Detected	-	-	-	-	-	-	-	-	-	-	-	-	-	-	-	-	-	-	-	-
TPE2283	1.50-	150316-1	12/03/2015	16/03/2015	07/04/2015	POS	-	-	-	-	-	-	-	-	-	-	-	-	-	-	-	-	-	-	-	-	-	-	-	-	-	-	-
TPE2283	2.50-	150316-1	12/03/2015	16/03/2015	08/04/2015	POS	-	-	-	-	-	-	-	-	-	-	-	-	-	-	-	-	-	-	-	-	-	-	-	-	-	-	-
TPE2299	0.50-	150312-105	10/03/2015	12/03/2015	08/04/2015	POS	-	-	-	-	-	-	-	-	-	Not Detected	ostlewhite	-	-	-	-	-	-	-	-	Detected	e fibres in soil	Not Detected	2/4/15	Not Detected	Not Detected	Not Detected	Not Detected
TPE2299	0.50-	150316-1	12/03/2015	16/03/2015	07/04/2015	POS	Not Detected	Not Detected	Not Detected	Not Detected	Not Detected	Not Detected	Not Detected	-	-	-	-	-	-	-	-	-	-	-	-	-	-	-	-	-	-	-	-
TPE2299	1.50-	150312-105	10/03/2015	12/03/2015	02/04/2015	POS	-	-	-	-	-	-	-	-	-	-	-	-	-	-	-	-	-	-	-	-	-	-	-	-	-	-	-
TPE2299	1.50-	150316-1	12/03/2015	16/03/2015	07/04/2015	POS	-	-	-	-	-	-	-	-	-	-	-	-	-	-	-	-	-	-	-	-	-	-	-	-	-	-	-
TPE2299	2.50-	150312-105	10/03/2015	12/03/2015	02/04/2015	POS	-	-	-	-	-	-	-	-	-	-	-	-	-	-	-	-	-	-	-	-	-	-	-	-	-	-	-
TPE2299	2.50-	150316-1	12/03/2015	16/03/2015	07/04/2015	POS	-	-	-	-	-	-	-	-	-	-	-	-	-	-	-	-	-	-	-	-	-	-	-	-	-	-	-
TPE2299	3.50-	150312-105	10/03/2015	12/03/2015	02/04/2015	POS	-	-	-	-	-	-	-	-	-	-	-	-	-	-	-	-	-	-	-	-	-	-	-	-	-	-	-
TPE2299	3.50-	150316-1	12/03/2015	16/03/2015	07/04/2015	POS	-	-	-	-	-	-	-	-	-	-	-	-	-	-	-	-	-	-	-	-	-	-	-	-	-	-	-
TPE2300	0.50-	150312-105	10/03/2015	12/03/2015	02/04/2015	POS	-	-	-	-	-	-	-	-	-	Not Detected	ostlewhite	-	-	-	-	-	-	-	-	Not Detected	0	Not Detected	2/4/15	Not Detected	Not Detected	Not Detected	Not Detected
TPE2300	1.50-	150312-105	10/03/2015	12/03/2015	02/04/2015	POS	-	-	-	-	-	-	-	-	-	-	-	-	-	-	-	-	-	-	-	-	-	-	-	-	-	-	-
TPE2300	2.50-	150312-105	10/03/2015	12/03/2015	02/04/2015	POS	-	-	-	-	-	-	-	-	-	-	-	-	-	-	-	-	-	-	-	-	-	-	-	-	-	-	-
TPE2300	3.50-	150312-105	10/03/2015	12/03/2015	02/04/2015	POS	-	-	-	-	-	-	-	-	-	-	-	-	-	-	-	-	-	-	-	-	-	-	-	-	-	-	-
TPE2302	0.50-	150316-1	12/03/2015	16/03/2015	07/04/2015	POS	Not Detected	Not Detected	Not Detected	Not Detected	Not Detected	Not Detected	Not Detected	-	-	-	-	-	-	-	-	-	-	-	-	-	-	-	-	-	-	-	-
TPE2302	1.50-	150316-1	12/03/2015	16/03/2015	07/04/2015	POS	-	-	-	-	-	-	-	-	-	-	-	-	-	-	-	-	-	-	-	-	-	-	-	-	-	-	-
TPE2302	2.50-	150316-1	12/03/2015	16/03/2015	08/04/2015	POS	-	-	-	-	-	-	-	-	-	-	-	-	-	-	-	-	-	-	-	-	-	-	-	-	-	-	-
TPE2328	0.50-	150316-1	12/03/2015	16/03/2015	08/04/2015	POS	Not Detected	Not Detected	Not Detected	Not Detected	Not Detected	Not Detected	Not Detected	-	-	-	-	-	-	-	-	-	-	-	-	-	-	-	-	-	-	-	-
TPE2328	1.50-	150316-1	12/03/2015	16/03/2015	07/04/2015	POS	-	-	-	-	-	-	-	-	-	-	-	-	-	-	-	-	-	-	-	-	-	-	-	-	-	-	-
TPE2328	2.50-	150316-1	12/03/2015	16/03/2015	08/04/2015	POS	-	-	-	-	-	-	-	-	-	-	-	-	-	-	-	-	-	-	-	-	-	-	-	-	-	-	-
TPE2329	0.50-	150312-105	10/03/2015	12/03/2015	02/04/2015	POS	-	-	-	-	-	-	-	-	-	Not Detected	ostlewhite	-	-	-	-	-	-	-	-	Not Detected	0	Not Detected	2/4/15	Not Detected	Not Detected	Not Detected	Not Detected
TPE2329	1.50-	150312-105	10/03/2015	12/03/2015	02/04/2015	POS	-	-	-	-	-	-	-	-	-	-	-	-	-	-	-	-	-	-	-	-	-	-	-	-	-	-	-
TPE2329	2.50-	150312-105	10/03/2015	12/03/2015	02/04/2015	POS	-	-	-	-	-	-	-	-	-	-	-	-	-	-	-	-	-	-	-	-	-	-	-	-	-	-	-
TPE2330	0.50-	150312-105	10/03/2015	12/03/2015	02/04/2015	POS	-	-	-	-	-	-	-	-	-	Not Detected	in Hughes	-	-	-	-	-	-	-	-	Not Detected	0	Not Detected	2/4/15	Not Detected	Not Detected	Not Detected	Not Detected
TPE2330	1.50-	150312-105	10/03/2015	12/03/2015	02/04/2015	POS	-	-	-	-	-	-	-	-	-	-	-	-	-	-	-	-	-	-	-	-	-	-	-	-	-	-	-
TPE2330	2.50-	150312-105	10/03/2015	12/03/2015	02/04/2015	POS	-	-	-	-	-	-	-	-	-	-	-	-	-	-	-	-	-	-	-	-	-	-	-	-	-	-	-
TPE2331	0.50-	150316-1	12/03/2015	16/03/2015	07/04/2015	POS	Not Detected	Not Detected	Not Detected	Not Detected	Not Detected	Not Detected	Not Detected	-	-	-	-	-	-	-	-	-	-	-	-	-	-	-	-	-	-	-	-
TPE2331	1.50-	150316-1	12/03/2015	16/03/2015	07/04/2015	POS	-	-	-	-	-	-	-	-	-	-	-	-	-	-	-	-	-	-	-	-	-	-	-	-	-	-	-
TPE2331	2.50-	150316-1	12/03/2015	16/03/2015	08/04/2015	POS	-	-	-	-	-	-	-	-	-	-	-	-	-	-	-	-	-	-	-	-	-	-	-	-	-	-	-
TPE2332	0.50-	150316-1	12/03/2015	16/03/2015	07/04/2015	POS	Not Detected	Not Detected	Not Detected	Not Detected	Not Detected	Not Detected	Not Detected	-	-	-	-	-	-	-	-	-	-	-	-	-	-	-	-	-	-	-	-
TPE2332	1.50-	150316-1	12/03/2015	16/03/2015	07/04/2015	POS	-	-	-	-	-	-	-	-	-	-	-	-	-	-	-	-	-	-	-	-	-	-	-	-	-	-	-
TPE2332	2.50-	150316-1	12/03/2015	16/03/2015	07/04/2015	POS	-	-	-	-	-	-	-	-	-	-	-	-	-	-	-	-	-	-	-	-	-	-	-	-	-	-	-
TPE2356	0.50-	150316-1	12/03/2015	16/03/2015	07/04/2015	POS	Not Detected	Not Detected	Not Detected	Not Detected	Not Detected	Not Detected	Not Detected	-	-	-	-	-	-	-	-	-	-	-	-	-	-	-	-	-	-	-	-

Monitor Phase 68

Sample Descr	Sample Depth	SDG ID.	Date Sampled	Received On	Date Complete	Commercial >1m RBSL POS >1m RBSL	Actinolite*	Amosite*	Anthophyllite*	Chrysotile*	Crocidolite*	Non-Asbestos Fibres Detected	Tremolite*	Additional Asbestos Components (Using TM048)	Additional Asbestos Components (Using TM048)	Amosite (Brown) Asbestos	Analysed By	Analysts Comments	Analysts Comments	Asbestos Quantification - Detailed Gravimetric - %	Asbestos Quantification - Gravimetric %	Asbestos Quantification - Gravimetric - %	Asbestos Quantification - PCOM Evaluation - %	Asbestos Quantification - Total - %	Asbestos Quantificatio n - Total - %	Chrysotile (White) Asbestos	Comments	Crocidolite (Blue) Asbestos	Date of Analysis	Fibrous Actinolite	Fibrous Anthophyllite	Fibrous Tremolite	Non-Asbestos Fibre
							-	-	-	-	-	-	-	-	-	-	-	-	-	%	%	%	%	%	%	-	-	-	-	-	-	-	-
TPE2356	1.50-	150316-1	12/03/2015	16/03/2015	07/04/2015	POS	-	-	-	-	-	-	-	-	-	-	-	-	-	-	-	-	-	-	-	-	-	-	-	-	-	-
TPE2356	2.50-	150316-1	12/03/2015	16/03/2015	08/04/2015	POS	-	-	-	-	-	-	-	-	-	-	-	-	-	-	-	-	-	-	-	-	-	-	-	-	-	-
TPE2357	0.50-	150316-1	12/03/2015	16/03/2015	07/04/2015	POS	Not Detected	Not Detected	Not Detected	Not Detected	Not Detected	Not Detected	Not Detected	-	-	-	-	-	-	-	-	-	-	-	-	-	-	-	-	-	-	-
TPE2357	1.50-	150316-1	12/03/2015	16/03/2015	07/04/2015	POS	-	-	-	-	-	-	-	-	-	-	-	-	-	-	-	-	-	-	-	-	-	-	-	-	-	-
TPE2357	2.50-	150316-1	12/03/2015	16/03/2015	08/04/2015	POS	-	-	-	-	-	-	-	-	-	-	-	-	-	-	-	-	-	-	-	-	-	-	-	-	-	-
TPE2358	0.50-	150316-1	12/03/2015	16/03/2015	07/04/2015	POS	Not Detected	Not Detected	Not Detected	Not Detected	Not Detected	Not Detected	Not Detected	-	-	-	-	-	-	-	-	-	-	-	-	-	-	-	-	-	-	-
TPE2358	1.50-	150316-1	12/03/2015	16/03/2015	07/04/2015	POS	-	-	-	-	-	-	-	-	-	-	-	-	-	-	-	-	-	-	-	-	-	-	-	-	-	-
TPE2358	2.50-	150316-1	12/03/2015	16/03/2015	07/04/2015	POS	-	-	-	-	-	-	-	-	-	-	-	-	-	-	-	-	-	-	-	-	-	-	-	-	-	-
TPE2358	3.50-	150316-1	12/03/2015	16/03/2015	07/04/2015	POS	-	-	-	-	-	-	-	-	-	-	-	-	-	-	-	-	-	-	-	-	-	-	-	-	-	-
TPE2359	0.50-	150316-1	12/03/2015	16/03/2015	07/04/2015	POS	Not Detected	Not Detected	Not Detected	Not Detected	Not Detected	Not Detected	Not Detected	-	-	-	-	-	-	-	-	-	-	-	-	-	-	-	-	-	-	-
TPE2359	1.50-	150316-1	12/03/2015	16/03/2015	07/04/2015	POS	-	-	-	-	-	-	-	-	-	-	-	-	-	-	-	-	-	-	-	-	-	-	-	-	-	-
TPE2359	2.50-	150316-1	12/03/2015	16/03/2015	07/04/2015	POS	-	-	-	-	-	-	-	-	-	-	-	-	-	-	-	-	-	-	-	-	-	-	-	-	-	-
TPE2359	3.50-	150316-1	12/03/2015	16/03/2015	07/04/2015	POS	-	-	-	-	-	-	-	-	-	-	-	-	-	-	-	-	-	-	-	-	-	-	-	-	-	-
TPE2393	0.50-	150312-105	10/03/2015	12/03/2015	02/04/2015	POS	-	-	-	-	-	-	-	-	-	Not Detected	Kevin Gill	-	-	-	-	-	-	-	-	Not Detected	0	Not Detected	2/4/15	Not Detected	Not Detected	Not Detected	Not Detected
TPE2393	1.50-	150312-105	10/03/2015	12/03/2015	01/04/2015	POS	-	-	-	-	-	-	-	-	-	-	-	-	-	-	-	-	-	-	-	-	-	-	-	-	-	-
TPE2393	2.50-	150312-105	10/03/2015	12/03/2015	02/04/2015	POS	-	-	-	-	-	-	-	-	-	-	-	-	-	-	-	-	-	-	-	-	-	-	-	-	-	-
TPE2396	0.40-	150316-1	12/03/2015	16/03/2015	08/04/2015	POS	Not Detected	Not Detected	Not Detected	Not Detected	Not Detected	Not Detected	Not Detected	-	-	-	-	-	-	-	-	-	-	-	-	-	-	-	-	-	-	-
TPE2396	1.40-	150316-1	12/03/2015	16/03/2015	08/04/2015	POS	-	-	-	-	-	-	-	-	-	-	-	-	-	-	-	-	-	-	-	-	-	-	-	-	-	-
TPE2396	2.40-	150316-1	12/03/2015	16/03/2015	08/04/2015	POS	-	-	-	-	-	-	-	-	-	-	-	-	-	-	-	-	-	-	-	-	-	-	-	-	-	-
TPE2397	0.50-	150316-1	12/03/2015	16/03/2015	07/04/2015	POS	Not Detected	Not Detected	Not Detected	Not Detected	Not Detected	Not Detected	Not Detected	-	-	-	-	-	-	-	-	-	-	-	-	-	-	-	-	-	-	-
TPE2397	1.50-	150316-1	12/03/2015	16/03/2015	07/04/2015	POS	-	-	-	-	-	-	-	-	-	-	-	-	-	-	-	-	-	-	-	-	-	-	-	-	-	-
TPE2397	2.50-	150316-1	12/03/2015	16/03/2015	07/04/2015	POS	-	-	-	-	-	-	-	-	-	-	-	-	-	-	-	-	-	-	-	-	-	-	-	-	-	-
TPE2397	3.50-	150316-1	12/03/2015	16/03/2015	07/04/2015	POS	-	-	-	-	-	-	-	-	-	-	-	-	-	-	-	-	-	-	-	-	-	-	-	-	-	-
TPE2398	0.50-	150316-1	12/03/2015	16/03/2015	08/04/2015	POS	Not Detected	Not Detected	Not Detected	Not Detected	Not Detected	Not Detected	Not Detected	-	-	-	-	-	-	-	-	-	-	-	-	-	-	-	-	-	-	-
TPE2398	1.50-	150316-1	12/03/2015	16/03/2015	07/04/2015	POS	-	-	-	-	-	-	-	-	-	-	-	-	-	-	-	-	-	-	-	-	-	-	-	-	-	-
TPE2398	2.50-	150316-1	12/03/2015	16/03/2015	07/04/2015	POS	-	-	-	-	-	-	-	-	-	-	-	-	-	-	-	-	-	-	-	-	-	-	-	-	-	-
TPE2398	3.50-	150316-1	12/03/2015	16/03/2015	08/04/2015	POS	-	-	-	-	-	-	-	-	-	-	-	-	-	-	-	-	-	-	-	-	-	-	-	-	-	-
TPE2433	0.50-	150316-1	12/03/2015	16/03/2015	07/04/2015	POS	Not Detected	Not Detected	Not Detected	Not Detected	Not Detected	Not Detected	Not Detected	-	-	-	-	-	-	-	-	-	-	-	-	-	-	-	-	-	-	-
TPE2433	1.50-	150316-1	12/03/2015	16/03/2015	07/04/2015	POS	-	-	-	-	-	-	-	-	-	-	-	-	-	-	-	-	-	-	-	-	-	-	-	-	-	-
TPE2433	2.50-	150316-1	12/03/2015	16/03/2015	07/04/2015	POS	-	-	-	-	-	-	-	-	-	-	-	-	-	-	-	-	-	-	-	-	-	-	-	-	-	-
TPE2433	3.50-	150316-1	12/03/2015	16/03/2015	07/04/2015	POS	-	-	-	-	-	-	-	-	-	-	-	-	-	-	-	-	-	-	-	-	-	-	-	-	-	-
TPE2434	0.50-	150316-1	12/03/2015	16/03/2015	07/04/2015	POS	Not Detected	Not Detected	Not Detected	Not Detected	Not Detected	Not Detected	Not Detected	-	-	-	-	-	-	-	-	-	-	-	-	-	-	-	-	-	-	-
TPE2434	1.50-	150316-1	12/03/2015	16/03/2015	08/04/2015	POS	-	-	-	-	-	-	-	-	-	-	-	-	-	-	-	-	-	-	-	-	-	-	-	-	-	-
TPE2434	2.50-	150316-1	12/03/2015	16/03/2015	07/04/2015	POS	-	-	-	-	-	-	-	-	-	-	-	-	-	-	-	-	-	-	-	-	-	-	-	-	-	-
TPE2434	3.50-	150316-1	12/03/2015	16/03/2015	07/04/2015	POS	-	-	-	-	-	-	-	-	-	-	-	-	-	-	-	-	-	-	-	-	-	-	-	-	-	-
TPE2435	0.50-	150316-1	12/03/2015	16/03/2015	07/04/2015	POS	Not Detected	Not Detected	Not Detected	Not Detected	Not Detected	Not Detected	Not Detected	-	-	-	-	-	-	-	-	-	-	-	-	-	-	-	-	-	-	-
TPE2435	1.50-	150316-1	12/03/2015	16/03/2015	07/04/2015	POS	-	-	-	-	-	-	-	-	-	-	-	-	-	-	-	-	-	-	-	-	-	-	-	-	-	-
TPE2435	2.50-	150316-1	12/03/2015	16/03/2015	07/04/2015	POS	-	-	-	-	-	-	-	-	-	-	-	-	-	-	-	-	-	-	-	-	-	-	-	-	-	-
TPE2435	3.50-	150316-1	12/03/2015	16/03/2015	07/04/2015	POS	-	-	-	-	-	-	-	-	-	-	-	-	-	-	-	-	-	-	-	-	-	-	-	-	-	-
TPE2476	0.50-	150312-105	10/03/2015	12/03/2015	08/04/2015	POS	-	-	-	-	-	-	-	-	-	Trace	n Cotterell	-	-	-	-	-	-	-	-	Trace	e fibres in soil	Not Detected	1/4/15	Not Detected	Not Detected	Not Detected	Not Detected
TPE2476	1.50-	150312-105	10/03/2015	12/03/2015	03/04/2015	POS	-	-	-	-	-	-	-	-	-	-	-	-	-	-	-	-	-	-	-	-	-	-	-	-	-	-
TPE2476	2.50-	150312-105	10/03/2015	12/03/2015	02/04/2015	POS	-	-	-	-	-	-	-	-	-	-	-	-	-	-	-	-	-	-	-	-	-	-	-	-	-	-
TPE2478	0.50-	150402-82	31/03/2015	02/04/2015	06/05/2015	POS	-	-	-	-	-	-	-	-	-	Not Detected	ı Rawlings	-	-	-	-	-	-	-	-	Not Detected	0	Not Detected	1/5/15	Not Detected	Not Detected	Not Detected	Not Detected
TPE2478	1.50-	150402-82	31/03/2015	02/04/2015	06/05/2015	POS	-	-	-	-	-	-	-	-	-	-	-	-	-	-	-	-	-	-	-	-	-	-	-	-	-	-
TPE2480	0.50-	150316-1	12/03/2015	16/03/2015	07/04/2015	POS	Not Detected	Not Detected	Not Detected	Not Detected	Not Detected	Not Detected	Not Detected	-	-	-	-	-	-	-	-	-	-	-	-	-	-	-	-	-	-	-
TPE2480	1.50-	150316-1	12/03/2015	16/03/2015	07/04/2015	POS	-	-	-	-	-	-	-	-	-	-	-	-	-	-	-	-	-	-	-	-	-	-	-	-	-	-
TPE2480	2.50-	150316-1	12/03/2015	16/03/2015	07/04/2015	POS	-	-	-	-	-	-	-	-	-	-	-	-	-	-	-	-	-	-	-	-	-	-	-	-	-	-
TPE2480	3.50-	150316-1	12/03/2015	16/03/2015	07/04/2015	POS	-	-	-	-	-	-	-	-	-	-	-	-	-	-	-	-	-	-	-	-	-	-	-	-	-	-
TPE2481	0.50-	150316-1	12/03/2015	16/03/2015	29/04/2015	POS	Not Detected	Not Detected	Not Detected	Detected	Not Detected	Not Detected	Not Detected	-	None	-	-	-	N/C	<0.001	-	<0.001	-	-	<0.001	-	-	-	-	-	-	-	-
TPE2481	1.50-	150316-1	12/03/2015	16/03/2015	07/04/2015	POS	-	-	-	-	-	-	-	-	-	-	-	-	-	-	-	-	-	-	-	-	-	-	-	-	-	-
TPE2481	2.50-	150316-1	12/03/2015	16/03/2015	07/04/2015	POS	-	-	-	-	-	-	-	-	-	-	-	-	-	-	-	-	-	-	-	-	-	-	-	-	-	-
TPE2481	3.50-	150316-1	12/03/2015	16/03/2015	07/04/2015	POS	-	-	-	-	-	-	-	-	-	-	-	-	-	-	-	-	-	-	-	-	-	-	-	-	-	-
TPE2482	0.50-	150316-1	12/03/2015	16/03/2015	07/04/2015	POS	Not Detected	Not Detected	Not Detected	Not Detected	Not Detected	Not Detected	Not Detected	-	-	-	-	-	-	-	-	-	-	-	-	-	-	-	-	-	-	-
TPE2482	1.50-	150316-1	12/03/2015	16/03/2015	08/04/2015	POS	-	-	-	-	-	-	-	-	-	-	-	-	-	-	-	-	-	-	-	-	-	-	-	-	-	-
TPE2482	2.50-	150316-1	12/03/2015	16/03/2015	08/04/2015	POS	-	-	-	-	-	-	-	-	-	-	-	-	-	-	-	-	-	-	-	-	-	-	-	-	-	-
TPE2503	0.50-	150402-82	31/03/2015	02/04/2015	06/05/2015	POS	-	-	-	-	-	-	-	-	-	Not Detected	ı Swindells	-	-	-	-	-	-	-	-	Not Detected	0	Not Detected	1/5/15	Not Detected	Not Detected	Not Detected	Not Detected
TPE2503	1.50-	150402-82	31/03/2015	02/04/2015	06/05/2015	POS	-	-	-	-	-	-	-	-	-	-	-	-	-	-	-	-	-	-	-	-	-	-	-	-	-	-
TPE2503	2.50-	150402-82	31/03/2015	02/04/2015	06/05/2015	POS	-	-	-	-	-	-	-	-	-	-	-	-	-	-	-	-	-	-	-	-	-	-	-	-	-	-
TPE2519	0.50-	150316-1	12/03/2015	16/03/2015	07/04/2015	POS	Not Detected	Not Detected	Not Detected	Not Detected	Not Detected	Not Detected	Not Detected	-	-	-	-	-	-	-	-	-	-	-	-	-	-	-	-	-	-	-
TPE2519	1.50-	150316-1	12/03/2015	16/03/2015	07/04/2015	POS	-	-	-	-	-	-	-	-	-	-	-	-	-	-	-	-	-	-	-	-	-	-	-	-	-	-
TPE2519	2.50-	150316-1	12/03/2015	16/03/2015	08/04/2015	POS	-	-	-	-	-	-	-	-	-	-	-	-	-	-	-	-	-	-	-	-	-	-	-	-	-	-
TPE2520	0.50-	150402-82	31/03/2015	02/04/2015	06/05/2015	POS	-	-	-	-	-	-	-	-	-	Not Detected	ı Swindells	-	-	-	-	-	-	-	-	Not Detected	0	Not Detected	1/5/15	Not Detected	Not Detected	Not Detected	Not Detected
TPE2520	1.50-	150402-82	31/03/2015	02/04/2015	06/05/2015	POS	-	-	-	-	-	-	-	-	-	-	-	-	-	-	-	-	-	-	-	-	-	-	-	-	-	-
TPE2520	2.50-	150402-82	31/03/2015	02/04/2015	06/05/2015	POS	-	-	-	-	-	-	-	-	-	-	-	-	-	-	-	-	-	-	-	-	-	-	-	-	-	-
TPE2563	0.50-	150319-95	13/03/2015	19/03/2015	09/04/2015	POS	Not Detected	Not Detected	Not Detected	Not Detected	Not Detected	Not Detected	Not Detected	-	-	-	-	-	-	-	-	-	-	-	-	-	-	-	-	-	-	-
TPE2563	1.50-	150319-95	13/03/2015	19/03/2015	08/04/2015	POS	-	-	-	-	-	-	-	-	-	-	-	-	-	-	-	-	-	-	-	-	-	-	-	-	-	-
TPE2563	2.50-	150319-95	13/03/2015	19/03/2015	09/04/2015	POS	-	-	-	-	-	-	-	-	-	-	-	-	-	-	-	-	-	-	-	-	-	-	-	-	-	-
TPE2566	0.50-	150316-1	12/03/2015	16/03/2015	07/04/2015	POS	Not Detected	Not Detected	Not Detected	Not Detected	Not Detected	Not Detected	Not Detected	-	-	-	-	-	-	-	-	-	-	-	-	-	-	-	-	-	-	-
TPE2566	1.50-	150316-1	12/03/2015	16/03/2015	07/04/2015	POS	-	-	-	-	-	-	-	-	-	-	-	-	-	-	-	-	-	-	-	-	-	-	-	-	-	-
TPE2566	2.50-	150316-1	12/03/2015	16/03/2015	07/04/2015	POS	-	-	-	-	-	-	-	-	-	-	-	-	-	-	-	-	-	-	-	-	-	-	-	-	-	-
TPE2566	3.50-	150316-1	12/03/2015	16/03/2015	07/04/2015	POS	-	-	-	-	-	-	-	-	-	-	-	-	-	-	-	-	-	-	-	-	-	-	-	-	-	-
TPE2567	0.50-	150312-105	10/03/2015	12/03/2015	02/04/2015	POS	-	-	-	-	-	-	-	-	-	Not Detected	Kevin Gill	-	-	-	-	-	-	-	-	Not Detected	0	Not Detected	2/4/15	Not Detected	Not Detected	Not Detected	Not Detected
TPE2567	1.50-	150312-105	10/03/2015	12/03/2015	01/04/2015	POS	-	-	-	-	-	-	-	-	-	-	-	-	-	-	-	-	-	-	-	-	-	-	-	-	-	-
TPE2567	2.50-	150312-105	10/03/2015	12/03/2015	01/04/2015	POS	-	-	-	-	-	-	-	-	-	-	-	-	-	-	-	-	-	-	-	-	-	-	-	-	-	-
TPE2567	3.50-	150312-105	10/03/2015	12/03/2015	01/04/2015	POS	-	-	-	-	-	-	-	-	-	-	-	-	-	-	-	-	-	-	-	-	-	-	-	-	-	-
TPE2606	0.50-	150316-1	12/03/2015	16/03/2015	07/04/2015	POS	Not Detected	Not Detected	Not Detected	Not Detected	Not Detected	Not Detected	Not Detected	-	-	-	-	-	-	-	-	-	-	-	-	-	-	-	-	-	-	-
TPE2606	1.50-	150316-1	12/03/2015	16/03/2015	07/04/2015	POS	-	-	-	-	-	-	-	-	-	-	-	-	-	-	-	-	-	-	-	-	-	-	-	-	-	-
TPE2606	2.50-	150316-1	12/03/2015	16/03/2015	08/04/2015	POS	-	-	-	-	-	-	-	-	-	-	-	-	-	-	-	-	-	-	-	-	-	-	-	-	-	-
TPE2607	0.50-	150316-1	12/03/2015	16/03/2015	07/04/2015	POS	Not Detected	Not Detected	Not Detected	Not Detected	Not Detected	Not Detected	Not Detected	-	-	-	-	-	-	-	-	-	-	-	-	-	-	-	-	-	-	-
TPE2607	1.50-	150316-1	12/03/2015	16/03/2015	07/04/2015	POS	-	-	-	-	-	-	-	-	-	-	-	-	-	-	-	-	-	-	-	-	-	-	-	-	-	-
TPE2607	2.50-	150316-1	12/03/2015	16/03/2015	07/04/2015	POS	-	-	-	-	-	-	-	-	-	-	-	-	-	-	-	-	-	-	-	-	-	-	-	-	-	-
TPE2607	3.50-	150316-1	12/03/2015	16/03/2015	07/04/2015	POS	-	-	-	-	-	-	-	-	-	-	-	-	-	-	-	-	-	-	-	-	-	-	-	-	-	-
TPE2656	0.50-	150316-1	12/03/2015	16/03/2015	07/04/2015	POS	Not Detected	Not Detected	Not Detected	Not Detected	Not Detected	Not Detected	Not Detected	-	-	-	-	-	-	-	-	-	-	-	-	-	-	-	-	-	-	-
TPE2656	1.50-	150316-1	12/03/2015	16/03/2015	07/04/2015	POS	-	-	-	-	-	-	-	-	-	-	-	-	-	-	-	-	-	-	-	-	-	-	-	-	-	-
TPE2656	2.50-	150316-1	12/03/2015	16/03/2015	07/04/2015	POS	-	-	-	-	-	-	-	-	-	-	-	-	-	-	-	-	-	-	-	-	-	-	-	-	-	-
TPE2656	3.50-	150316-1	12/03/2015	16/03/2015	07/04/2015	POS	-	-	-	-	-	-	-	-	-	-	-	-	-	-	-	-	-	-	-	-	-	-	-	-	-	-
TPE2760	0.50-	150319-95	13/03/2015	19/03/2015	09/04/2015	POS	Not Detected	Detected	Not Detected	Not Detected	Not Detected	Not Detected	Not Detected	-	-	-	-	-	-	-	-	-	-	-	-	-	-	-	-	-	-	-
TPE2763	0.50-	150319-95	13/03/2015	19/03/2015	09/04/2015	POS	Not Detected	Detected	Not Detected	Detected	Not Detected	Not Detected	Not Detected	-	-	-	-	-	-	-	-	-	-	-	-	-	-	-	-	-	-	-
TPE2763	1.50-	150319-95	13/03/2015	19/03/2015	08/04/2015	POS	-	-	-	-	-	-	-	-	-	-	-	-	-	-	-	-	-	-	-	-	-	-	-	-	-	-
TPE2763	2.50-	150319-95	13/03/2015	19/03/2015	08/04/2015	POS	-	-	-	-	-	-	-	-	-	-	-	-	-	-	-	-	-	-	-	-	-	-	-	-	-	-
TPE2810	0.50-	150319-95	13/03/2015	19/03/2015	09/04/2015	POS	Not Detected	Detected	Not Detected	Not Detected	Not Detected	Not Detected	Not Detected	-	-	-	-	-	-	-	-	-	-	-	-	-	-	-	-	-	-	-
TPE2810	1.50-	150319-95	13/03/2015	19/03/2015	08/04/2015	POS	-	-	-	-	-	-	-	-	-	-	-	-	-	-	-	-	-	-	-	-	-	-	-	-	-	-
TPE2810	2.50-	150319-95	13/03/2015	19/03/2015	09/04/2015	POS	-	-	-	-	-	-	-	-	-	-	-	-	-	-	-	-	-	-	-	-	-	-	-	-	-	-
TPE2814	0.50-	150319-95	13/03/2015	19/03/2015	09/04/2015	POS	Not Detected	Detected	Not Detected	Detected	Not Detected	Not Detected	Not Detected	-	-	-	-	-	-	-	-	-	-	-	-	-	-	-	-	-	-	-
TPE2814	1.50-	150319-95	13/03/2015	19/03/2015	08/04/2015	POS	-	-	-	-	-	-	-	-	-	-	-	-	-	-	-	-	-	-	-	-	-	-	-	-	-	-
TPE2814	2.50-	150319-95	13/03/2015	19/03/2015	08/04/2015	POS	-	-	-	-	-	-	-	-	-	-	-	-	-	-	-	-	-	-	-	-	-	-	-	-	-	-
TPE2814	3.50-	150319-95	13/03/2015	19/03/2015	08/04/2015	POS	-	-	-	-	-	-	-	-	-	-	-	-	-	-	-	-	-	-	-	-	-	-	-	-	-	-
TPE2814	4.50-	150319-95	13/03/2015	19/03/2015	08/04/2015	POS	-	-	-	-	-	-	-	-	-	-	-	-	-	-	-	-	-	-	-	-	-	-	-	-	-	-
TPE2856	0.50-	150326-98	25/03/2015	26/03/2015	23/04/2015	POS	-	-	-	-	-	-	-	-	-	Not Detected	ı Sargeant	-	-	-	-	-	-	-	-	Not Detected	0	Not Detected	23/4/15	Not Detected	Not Detected	Not Detected	Not Detected
TPE2856	1.50-	150326-98	25/03/2015	26/03/2015	23/04/2015	POS	-	-	-	-	-	-	-	-	-	-	-	-	-	-	-	-	-	-	-	-	-	-	-	-	-	-
TPE2856	2.50-	150326-98	25/03/2015	26/03/2015	23/04/2015	POS	-	-	-	-	-	-	-	-	-	-	-	-	-	-	-	-	-	-	-	-	-	-	-	-	-	-
TPE2856	3.50-	150326-98	25/03/2015	26/03/2015	23/04/2015	POS	-	-	-	-	-	-	-	-	-	-	-	-	-	-	-	-	-	-	-	-	-	-	-	-	-	-

Monitor Phase 68

Sample Descr	Sample Depth	SDG ID.	Date Sampled	Date Received On	Date Complete	Commercial >1m RBSL / POS >1m RBSL	Actinolite*	Amosite*	Anthophyllite*	Chrysotile*	Crocidolite*	Non-Asbestos Fibres Detected	Tremolite*	Additional Asbestos Components (Using TM048)	Additional Asbestos Components (Using TM048)	Amosite (Brown) Asbestos	Analysed By	Analysts Comments	Analysts Comments	Asbestos Quantification - Detailed Gravimetric - %	Asbestos Quantification - Gravimetric - %	Asbestos Quantification - Gravimetric - %	Asbestos Quantification - PCOM Evaluation - %	Asbestos Quantification - Total - %	Asbestos Quantificatio n - Total - %	Chrysotile (White) Asbestos	Comments	Crocidolite (Blue) Asbestos	Date of Analysis	Fibrous Actinolite	Fibrous Anthophyllite	Fibrous Tremolite	Non-Asbestos Fibre
	-						-	-	-	-	-	-	-	-	-	-	-	-	-	%	%	%	%	%	%	-	-	-	-	-	-	-	-
TPE2936	0.50-	150312-105	10/03/2015	12/03/2015	08/04/2015	POS	-	-	-	-	-	-	-	-	-	Not Detected	Swindells	-	-	-	-	-	-	-	Detected	e fibres in soil	Not Detected	2/4/15	Not Detected	Not Detected	Not Detected	Not Detected
TPE2936	1.50-	150312-105	10/03/2015	12/03/2015	02/04/2015	POS	-	-	-	-	-	-	-	-	-	-	-	-	-	-	-	-	-	-	-	-	-	-	-	-	-	-
TPE2936	2.50-	150312-105	10/03/2015	12/03/2015	02/04/2015	POS	-	-	-	-	-	-	-	-	-	-	-	-	-	-	-	-	-	-	-	-	-	-	-	-	-	-
TPE2936	3.50-	150312-105	10/03/2015	12/03/2015	02/04/2015	POS	-	-	-	-	-	-	-	-	-	-	-	-	-	-	-	-	-	-	-	-	-	-	-	-	-	-
TPE2974	0.50-	150319-95	13/03/2015	19/03/2015	09/04/2015	POS	Not Detected	Detected	Not Detected	Not Detected	Not Detected	Not Detected	Not Detected	-	-	-	-	-	-	-	-	-	-	-	-	-	-	-	-	-	-	-
TPE2974	1.50-	150319-95	13/03/2015	19/03/2015	08/04/2015	POS	-	-	-	-	-	-	-	-	-	-	-	-	-	-	-	-	-	-	-	-	-	-	-	-	-	-
TPE2974	2.50-	150319-95	13/03/2015	19/03/2015	08/04/2015	POS	-	-	-	-	-	-	-	-	-	-	-	-	-	-	-	-	-	-	-	-	-	-	-	-	-	-
TPE2974	3.50-	150319-95	13/03/2015	19/03/2015	08/04/2015	POS	-	-	-	-	-	-	-	-	-	-	-	-	-	-	-	-	-	-	-	-	-	-	-	-	-	-
TPE3018	0.50-	150319-95	13/03/2015	19/03/2015	09/04/2015	POS	Not Detected	Not Detected	Not Detected	Not Detected	Not Detected	Not Detected	Not Detected	-	-	-	-	-	-	-	-	-	-	-	-	-	-	-	-	-	-	-
TPE3018	1.50-	150319-95	13/03/2015	19/03/2015	08/04/2015	POS	-	-	-	-	-	-	-	-	-	-	-	-	-	-	-	-	-	-	-	-	-	-	-	-	-	-
TPE3018	2.50-	150319-95	13/03/2015	19/03/2015	08/04/2015	POS	-	-	-	-	-	-	-	-	-	-	-	-	-	-	-	-	-	-	-	-	-	-	-	-	-	-
TPE3018	3.50-	150319-95	13/03/2015	19/03/2015	08/04/2015	POS	-	-	-	-	-	-	-	-	-	-	-	-	-	-	-	-	-	-	-	-	-	-	-	-	-	-
TPE3100	0.50-	150319-95	13/03/2015	19/03/2015	09/04/2015	POS	Not Detected	Not Detected	Not Detected	Not Detected	Not Detected	Not Detected	Not Detected	-	-	-	-	-	-	-	-	-	-	-	-	-	-	-	-	-	-	-
TPE3100	1.50-	150319-95	13/03/2015	19/03/2015	08/04/2015	POS	-	-	-	-	-	-	-	-	-	-	-	-	-	-	-	-	-	-	-	-	-	-	-	-	-	-
TPE3146	0.50-	150319-95	13/03/2015	19/03/2015	09/04/2015	POS	Not Detected	Not Detected	Not Detected	Not Detected	Not Detected	Not Detected	Not Detected	-	-	-	-	-	-	-	-	-	-	-	-	-	-	-	-	-	-	-
TPE3146	1.50-	150319-95	13/03/2015	19/03/2015	08/04/2015	POS	-	-	-	-	-	-	-	-	-	-	-	-	-	-	-	-	-	-	-	-	-	-	-	-	-	-
TPE3148	0.50-	150311-94	06/03/2015	11/03/2015	07/04/2015	POS	Not Detected	Not Detected	Not Detected	Not Detected	Not Detected	Not Detected	Not Detected	-	-	-	-	-	-	-	-	-	-	-	-	-	-	-	-	-	-	-
TPE3148	1.80-	150311-94	06/03/2015	11/03/2015	02/04/2015	POS	-	-	-	-	-	-	-	-	-	-	-	-	-	-	-	-	-	-	-	-	-	-	-	-	-	-
TPE3148	2.10-	150311-94	06/03/2015	11/03/2015	02/04/2015	POS	-	-	-	-	-	-	-	-	-	-	-	-	-	-	-	-	-	-	-	-	-	-	-	-	-	-
TPE3148	3.10-	150311-94	06/03/2015	11/03/2015	03/04/2015	POS	-	-	-	-	-	-	-	-	-	-	-	-	-	-	-	-	-	-	-	-	-	-	-	-	-	-
TPE3196	0.50-	150319-95	13/03/2015	19/03/2015	09/04/2015	POS	Not Detected	Not Detected	Not Detected	Not Detected	Not Detected	Not Detected	Not Detected	-	-	-	-	-	-	-	-	-	-	-	-	-	-	-	-	-	-	-
TPE3196	1.50-	150319-95	13/03/2015	19/03/2015	08/04/2015	POS	-	-	-	-	-	-	-	-	-	-	-	-	-	-	-	-	-	-	-	-	-	-	-	-	-	-
TPE3196	2.50-	150319-95	13/03/2015	19/03/2015	08/04/2015	POS	-	-	-	-	-	-	-	-	-	-	-	-	-	-	-	-	-	-	-	-	-	-	-	-	-	-
TPE3244	0.50-	150407-35	20/03/2015	07/04/2015	07/05/2015	POS	-	-	-	-	-	-	-	-	-	Not Detected	in Hughes	-	-	-	-	-	-	-	Detected	e fibres in soil	Detected	6/5/15	Not Detected	Not Detected	Not Detected	Not Detected
TPE3244	1.50-	150407-35	20/03/2015	07/04/2015	07/05/2015	POS	-	-	-	-	-	-	-	-	-	-	-	-	-	-	-	-	-	-	-	-	-	-	-	-	-	-
TPE3244	2.50-	150407-35	20/03/2015	07/04/2015	07/05/2015	POS	-	-	-	-	-	-	-	-	-	-	-	-	-	-	-	-	-	-	-	-	-	-	-	-	-	-
TPE3299	0.50-	150311-94	06/03/2015	11/03/2015	03/04/2015	POS	Not Detected	Not Detected	Not Detected	Not Detected	Not Detected	Not Detected	Not Detected	-	-	-	-	-	-	-	-	-	-	-	-	-	-	-	-	-	-	-
TPE3299	1.50-	150311-94	06/03/2015	11/03/2015	04/04/2015	POS	-	-	-	-	-	-	-	-	-	-	-	-	-	-	-	-	-	-	-	-	-	-	-	-	-	-
TPE3299	2.50-	150311-94	06/03/2015	11/03/2015	04/04/2015	POS	-	-	-	-	-	-	-	-	-	-	-	-	-	-	-	-	-	-	-	-	-	-	-	-	-	-
TPE3301	0.50-	150311-94	06/03/2015	11/03/2015	03/04/2015	POS	Not Detected	Not Detected	Not Detected	Not Detected	Not Detected	Not Detected	Not Detected	-	-	-	-	-	-	-	-	-	-	-	-	-	-	-	-	-	-	-
TPE3301	1.50-	150311-94	06/03/2015	11/03/2015	03/04/2015	POS	-	-	-	-	-	-	-	-	-	-	-	-	-	-	-	-	-	-	-	-	-	-	-	-	-	-
TPE3301	2.50-	150311-94	06/03/2015	11/03/2015	03/04/2015	POS	-	-	-	-	-	-	-	-	-	-	-	-	-	-	-	-	-	-	-	-	-	-	-	-	-	-
TPE3301	3.50-	150311-94	06/03/2015	11/03/2015	04/04/2015	POS	-	-	-	-	-	-	-	-	-	-	-	-	-	-	-	-	-	-	-	-	-	-	-	-	-	-
TPE3310	0.50-	150407-35	20/03/2015	07/04/2015	07/05/2015	POS	-	-	-	-	-	-	-	-	-	Not Detected	n Rawlings	-	-	-	-	-	-	-	Not Detected	0	Not Detected	6/5/15	Not Detected	Not Detected	Not Detected	Not Detected
TPE3310	1.50-	150407-35	20/03/2015	07/04/2015	07/05/2015	POS	-	-	-	-	-	-	-	-	-	-	-	-	-	-	-	-	-	-	-	-	-	-	-	-	-	-
TPE3310	2.50-	150407-35	20/03/2015	07/04/2015	07/05/2015	POS	-	-	-	-	-	-	-	-	-	-	-	-	-	-	-	-	-	-	-	-	-	-	-	-	-	-
TPE3375	0.50-	150407-35	20/03/2015	07/04/2015	07/05/2015	POS	-	-	-	-	-	-	-	-	-	Detected	n Rawlings	-	-	-	-	-	-	-	Detected	e fibres in soil	Detected	6/5/15	Not Detected	Not Detected	Not Detected	Not Detected
TPE3375	1.50-	150407-35	20/03/2015	07/04/2015	07/05/2015	POS	-	-	-	-	-	-	-	-	-	-	-	-	-	-	-	-	-	-	-	-	-	-	-	-	-	-
TPE3375	2.50-	150407-35	20/03/2015	07/04/2015	07/05/2015	POS	-	-	-	-	-	-	-	-	-	-	-	-	-	-	-	-	-	-	-	-	-	-	-	-	-	-
TPE3463	0.50-	150407-35	20/03/2015	07/04/2015	07/05/2015	Commercial	-	-	-	-	-	-	-	-	-	Not Detected	in Hughes	-	-	-	-	-	-	-	Not Detected	0	Not Detected	6/5/15	Not Detected	Not Detected	Not Detected	Not Detected
TPE3463	1.50-	150407-35	20/03/2015	07/04/2015	07/05/2015	Commercial	-	-	-	-	-	-	-	-	-	-	-	-	-	-	-	-	-	-	-	-	-	-	-	-	-	-
TPE3463	2.50-	150407-35	20/03/2015	07/04/2015	07/05/2015	Commercial	-	-	-	-	-	-	-	-	-	-	-	-	-	-	-	-	-	-	-	-	-	-	-	-	-	-
TPE3464	0.50-	150309-45	05/03/2015	09/03/2015	02/04/2015	POS	Not Detected	Not Detected	Not Detected	Not Detected	Not Detected	Not Detected	Not Detected	-	-	-	-	-	-	-	-	-	-	-	-	-	-	-	-	-	-	-
TPE3464	1.50-	150309-45	05/03/2015	09/03/2015	02/04/2015	POS	-	-	-	-	-	-	-	-	-	-	-	-	-	-	-	-	-	-	-	-	-	-	-	-	-	-
TPE3464	2.50-	150309-45	05/03/2015	09/03/2015	01/04/2015	POS	-	-	-	-	-	-	-	-	-	-	-	-	-	-	-	-	-	-	-	-	-	-	-	-	-	-
TPE3464	3.50-	150309-45	05/03/2015	09/03/2015	01/04/2015	POS	-	-	-	-	-	-	-	-	-	-	-	-	-	-	-	-	-	-	-	-	-	-	-	-	-	-
TPE3481	0.50-	150407-35	20/03/2015	07/04/2015	07/05/2015	POS	-	-	-	-	-	-	-	-	-	Detected	in Hughes	-	-	-	-	-	-	-	Detected	e fibres in soil	Detected	6/5/15	Not Detected	Not Detected	Not Detected	Not Detected
TPE3481	1.50-	150407-35	20/03/2015	07/04/2015	06/05/2015	POS	-	-	-	-	-	-	-	-	-	-	-	-	-	-	-	-	-	-	-	-	-	-	-	-	-	-
TPE3481	2.50-	150407-35	20/03/2015	07/04/2015	06/05/2015	POS	-	-	-	-	-	-	-	-	-	-	-	-	-	-	-	-	-	-	-	-	-	-	-	-	-	-
TPE3481	3.50-	150407-35	20/03/2015	07/04/2015	06/05/2015	POS	-	-	-	-	-	-	-	-	-	-	-	-	-	-	-	-	-	-	-	-	-	-	-	-	-	-
TPE3481	4.50-	150407-35	20/03/2015	07/04/2015	07/05/2015	POS	-	-	-	-	-	-	-	-	-	-	-	-	-	-	-	-	-	-	-	-	-	-	-	-	-	-
TPE3483	0.50-	150309-45	05/03/2015	09/03/2015	02/04/2015	POS	Not Detected	Not Detected	Not Detected	Not Detected	Not Detected	Not Detected	Not Detected	-	-	-	-	-	-	-	-	-	-	-	-	-	-	-	-	-	-	-
TPE3483	1.50-	150309-45	05/03/2015	09/03/2015	02/04/2015	POS	-	-	-	-	-	-	-	-	-	-	-	-	-	-	-	-	-	-	-	-	-	-	-	-	-	-
TPE3483	2.50-	150309-45	05/03/2015	09/03/2015	31/03/2015	POS	-	-	-	-	-	-	-	-	-	-	-	-	-	-	-	-	-	-	-	-	-	-	-	-	-	-
TPE3483	3.50-	150309-45	05/03/2015	09/03/2015	02/04/2015	POS	-	-	-	-	-	-	-	-	-	-	-	-	-	-	-	-	-	-	-	-	-	-	-	-	-	-
TPE3484	0.50-	150309-45	05/03/2015	09/03/2015	02/04/2015	Commercial	Not Detected	Not Detected	Not Detected	Not Detected	Not Detected	Not Detected	Not Detected	-	-	-	-	-	-	-	-	-	-	-	-	-	-	-	-	-	-	-
TPE3484	1.50-	150309-45	05/03/2015	09/03/2015	01/04/2015	Commercial	-	-	-	-	-	-	-	-	-	-	-	-	-	-	-	-	-	-	-	-	-	-	-	-	-	-
TPE3484	2.50-	150309-45	05/03/2015	09/03/2015	01/04/2015	Commercial	-	-	-	-	-	-	-	-	-	-	-	-	-	-	-	-	-	-	-	-	-	-	-	-	-	-
TPE3484	3.50-	150309-45	05/03/2015	09/03/2015	01/04/2015	Commercial	-	-	-	-	-	-	-	-	-	-	-	-	-	-	-	-	-	-	-	-	-	-	-	-	-	-
TPE3484	4.50-	150309-45	05/03/2015	09/03/2015	01/04/2015	Commercial	-	-	-	-	-	-	-	-	-	-	-	-	-	-	-	-	-	-	-	-	-	-	-	-	-	-
TPE3486	0.50-	150407-35	20/03/2015	07/04/2015	07/05/2015	Commercial	-	-	-	-	-	-	-	-	-	Not Detected	n Rawlings	-	-	-	-	-	-	-	Detected	e fibres in soil	Not Detected	6/5/15	Not Detected	Not Detected	Not Detected	Not Detected
TPE3557	0.50-	150309-45	05/03/2015	09/03/2015	02/04/2015	Commercial	Not Detected	Not Detected	Not Detected	Not Detected	Not Detected	Not Detected	Not Detected	-	-	-	-	-	-	-	-	-	-	-	-	-	-	-	-	-	-	-
TPE3557	1.50-	150309-45	05/03/2015	09/03/2015	02/04/2015	Commercial	-	-	-	-	-	-	-	-	-	-	-	-	-	-	-	-	-	-	-	-	-	-	-	-	-	-
TPE3557	2.50-	150309-45	05/03/2015	09/03/2015	01/04/2015	Commercial	-	-	-	-	-	-	-	-	-	-	-	-	-	-	-	-	-	-	-	-	-	-	-	-	-	-
TPE3558	0.50-	150311-94	06/03/2015	11/03/2015	03/04/2015	Commercial	Not Detected	Not Detected	Not Detected	Not Detected	Not Detected	Not Detected	Not Detected	-	-	-	-	-	-	-	-	-	-	-	-	-	-	-	-	-	-	-
TPE3558	1.50-	150311-94	06/03/2015	11/03/2015	06/04/2015	Commercial	-	-	-	-	-	-	-	-	-	-	-	-	-	-	-	-	-	-	-	-	-	-	-	-	-	-
TPE3558	2.50-	150311-94	06/03/2015	11/03/2015	07/04/2015	Commercial	-	-	-	-	-	-	-	-	-	-	-	-	-	-	-	-	-	-	-	-	-	-	-	-	-	-
TPE3558	3.50-	150311-94	06/03/2015	11/03/2015	03/04/2015	Commercial	-	-	-	-	-	-	-	-	-	-	-	-	-	-	-	-	-	-	-	-	-	-	-	-	-	-
TPE3559	0.50-	150407-35	20/03/2015	07/04/2015	07/05/2015	Commercial	-	-	-	-	-	-	-	-	-	Not Detected	n Rawlings	-	-	-	-	-	-	-	Not Detected	0	Not Detected	6/5/15	Not Detected	Not Detected	Not Detected	Not Detected
TPE3559	1.50-	150407-35	20/03/2015	07/04/2015	06/05/2015	Commercial	-	-	-	-	-	-	-	-	-	-	-	-	-	-	-	-	-	-	-	-	-	-	-	-	-	-
TPE3559	2.50-	150407-35	20/03/2015	07/04/2015	05/05/2015	Commercial	-	-	-	-	-	-	-	-	-	-	-	-	-	-	-	-	-	-	-	-	-	-	-	-	-	-
TPE3559	3.50-	150407-35	20/03/2015	07/04/2015	06/05/2015	Commercial	-	-	-	-	-	-	-	-	-	-	-	-	-	-	-	-	-	-	-	-	-	-	-	-	-	-
TPE3559	4.50-	150407-35	20/03/2015	07/04/2015	02/05/2015	Commercial	-	-	-	-	-	-	-	-	-	-	-	-	-	-	-	-	-	-	-	-	-	-	-	-	-	-
TPE3560	0.50-	150326-98	25/03/2015	26/03/2015	24/04/2015	POS	-	-	-	-	-	-	-	-	-	Detected	n Sargeant	-	-	-	-	-	-	-	Detected	nd ACM debris	Detected	23/4/15	Not Detected	Not Detected	Not Detected	Not Detected
TPE3560	0.50-	150407-35	20/03/2015	07/04/2015	07/05/2015	POS	-	-	-	-	-	-	-	-	-	Detected	n Rawlings	-	-	-	-	-	-	-	Detected	nd ACM debris	Detected	6/5/15	Not Detected	Not Detected	Not Detected	Not Detected
TPE3560	1.50-	150326-98	25/03/2015	26/03/2015	23/04/2015	POS	-	-	-	-	-	-	-	-	-	-	-	-	-	-	-	-	-	-	-	-	-	-	-	-	-	-
TPE3560	1.50-	150407-35	20/03/2015	07/04/2015	06/05/2015	POS	-	-	-	-	-	-	-	-	-	-	-	-	-	-	-	-	-	-	-	-	-	-	-	-	-	-
TPE3560	2.50-	150407-35	20/03/2015	07/04/2015	07/05/2015	POS	-	-	-	-	-	-	-	-	-	-	-	-	-	-	-	-	-	-	-	-	-	-	-	-	-	-
TPE3560	3.50-	150407-35	20/03/2015	07/04/2015	07/05/2015	POS	-	-	-	-	-	-	-	-	-	-	-	-	-	-	-	-	-	-	-	-	-	-	-	-	-	-
TPE3560	4.50-	150407-35	20/03/2015	07/04/2015	07/05/2015	POS	-	-	-	-	-	-	-	-	-	-	-	-	-	-	-	-	-	-	-	-	-	-	-	-	-	-
TPE3561	0.50-	150326-98	25/03/2015	26/03/2015	24/04/2015	POS	-	-	-	-	-	-	-	-	-	Detected	n Cotterell	-	-	-	-	-	-	-	Detected	nd ACM debris	Detected	23/4/15	Not Detected	Not Detected	Not Detected	Not Detected
TPE3561	1.50-	150326-98	25/03/2015	26/03/2015	23/04/2015	POS	-	-	-	-	-	-	-	-	-	-	-	-	-	-	-	-	-	-	-	-	-	-	-	-	-	-
TPE3568	0.50-	150312-105	10/03/2015	12/03/2015	02/04/2015	POS	-	-	-	-	-	-	-	-	-	Not Detected	'ostlewhite	-	-	-	-	-	-	-	Not Detected	0	Not Detected	2/4/15	Not Detected	Not Detected	Not Detected	Not Detected
TPE3568	1.50-	150312-105	10/03/2015	12/03/2015	01/04/2015	POS	-	-	-	-	-	-	-	-	-	-	-	-	-	-	-	-	-	-	-	-	-	-	-	-	-	-
TPE3568	2.50-	150312-105	10/03/2015	12/03/2015	02/04/2015	POS	-	-	-	-	-	-	-	-	-	-	-	-	-	-	-	-	-	-	-	-	-	-	-	-	-	-
TPE3568	3.50-	150312-105	10/03/2015	12/03/2015	01/04/2015	POS	-	-	-	-	-	-	-	-	-	-	-	-	-	-	-	-	-	-	-	-	-	-	-	-	-	-
TPE3570	0.50-	150319-95	13/03/2015	19/03/2015	09/04/2015	POS	Not Detected	Not Detected	Not Detected	Not Detected	Not Detected	Not Detected	Not Detected	-	-	-	-	-	-	-	-	-	-	-	-	-	-	-	-	-	-	-
TPE3570	1.50-	150319-95	13/03/2015	19/03/2015	08/04/2015	POS	-	-	-	-	-	-	-	-	-	-	-	-	-	-	-	-	-	-	-	-	-	-	-	-	-	-
TPE3570	2.50-	150319-95	13/03/2015	19/03/2015	08/04/2015	POS	-	-	-	-	-	-	-	-	-	-	-	-	-	-	-	-	-	-	-	-	-	-	-	-	-	-
TPE3570	3.50-	150319-95	13/03/2015	19/03/2015	08/04/2015	POS	-	-	-	-	-	-	-	-	-	-	-	-	-	-	-	-	-	-	-	-	-	-	-	-	-	-
TPE3570	4.50-	150319-95	13/03/2015	19/03/2015	08/04/2015	POS	-	-	-	-	-	-	-	-	-	-	-	-	-	-	-	-	-	-	-	-	-	-	-	-	-	-
TPE3572	0.50-	150407-35	20/03/2015	07/04/2015	07/05/2015	POS	-	-	-	-	-	-	-	-	-	Not Detected	n Rawlings	-	-	-	-	-	-	-	Detected	e fibres in soil	Not Detected	6/5/15	Not Detected	Not Detected	Not Detected	Not Detected
TPE3572	1.50-	150407-35	20/03/2015	07/04/2015	06/05/2015	POS	-	-	-	-	-	-	-	-	-	-	-	-	-	-	-	-	-	-	-	-	-	-	-	-	-	-
TPE3572	2.50-	150407-35	20/03/2015	07/04/2015	07/05/2015	POS	-	-	-	-	-	-	-	-	-	-	-	-	-	-	-	-	-	-	-	-	-	-	-	-	-	-
TPE3572	3.50-	150407-35	20/03/2015	07/04/2015	07/05/2015	POS	-	-	-	-	-	-	-	-	-	-	-	-	-	-	-	-	-	-	-	-	-	-	-	-	-	-
TPE3572	4.50-	150407-35	20/03/2015	07/04/2015	07/05/2015	POS	-	-	-	-	-	-	-	-	-	-	-	-	-	-	-	-	-	-	-	-	-	-	-	-	-	-
TPE3574	0.50-	150311-94	06/03/2015	11/03/2015	06/04/2015	Commercial	Not Detected	Not Detected	Not Detected	Not Detected	Not Detected	Not Detected	Not Detected	-	-	-	-	-	-	-	-	-	-	-	-	-	-	-	-	-	-	-
TPE3574	1.50-	150311-94	06/03/2015	11/03/2015	06/04/2015	Commercial	-	-	-	-	-	-	-	-	-	-	-	-	-	-	-	-	-	-	-	-	-	-	-	-	-	-
TPE3574	2.30-	150311-94	06/03/2015	11/03/2015	06/04/2015	Commercial	-	-	-	-	-	-	-	-	-	-	-	-	-	-	-	-	-	-	-	-	-	-	-	-	-	-
TPE3575	0.50-	150311-94	06/03/2015	11/03/2015	03/04/2015	Commercial	Not Detected	Not Detected	Not Detected	Not Detected	Not Detected	Not Detected	Not Detected	-	-	-	-	-	-	-	-	-	-	-	-	-	-	-	-	-	-	-
TPE3575	1.50-	150311-94	06/03/2015	11/03/2015	03/04/2015	Commercial	-	-	-	-	-	-	-	-	-	-	-	-	-	-	-	-	-	-	-	-	-	-	-	-	-	-
TPE3575	2.50-	150311-94	06/03/2015	11/03/2015	03/04/2015	Commercial	-	-	-	-	-	-	-	-	-	-	-	-	-	-	-	-	-	-	-	-	-	-	-	-	-	-

Monitor Phase 68

Sample Descr	Sample Depth	SDG ID.	Date Sampled	Received On	Date Complete	Commercial >1m RBSL / POS >1m RBSL	Actinolite*	Amosite*	Anthophyllite*	Chrysotile*	Crocidolite*	Non-Asbestos Fibres Detected	Tremolite*	Additional Asbestos Components (Using TM048)	Additional Asbestos Components (Using TM048)	Amosite (Brown) Asbestos	Analysed By	Analysts Comments	Analysts Comments	Asbestos Quantification - Detailed Gravimetric - %	Asbestos Quantification - Gravimetric - %	Asbestos Quantification - Gravimetric - %	Asbestos Quantification - PCOM Evaluation - %	Asbestos Quantification - Total - %	Asbestos Quantificatio n - Total - %	Chrysotile (White) Asbestos	Comments	Crocidolite (Blue) Asbestos	Date of Analysis	Fibrous Actinolite	Fibrous Anthophyllite	Fibrous Tremolite	Non-Asbestos Fibre
							-	-	-	-	-	-	-	-	-	-	-	-	-	%	%	%	%	%	%	-	-	-	-	-	-	-	-
TPE3576	0.50-	150311-94	06/03/2015	11/03/2015	07/04/2015	Commercial	Not Detected	Not Detected	Not Detected	Not Detected	Not Detected	Not Detected	Not Detected	-	-	-	-	-	-	-	-	-	-	-	-	-	-	-	-	-	-	-	-
TPE3576	1.50-	150311-94	06/03/2015	11/03/2015	07/04/2015	Commercial	-	-	-	-	-	-	-	-	-	-	-	-	-	-	-	-	-	-	-	-	-	-	-	-	-	-	-
TPE3577	0.50-	150311-94	06/03/2015	11/03/2015	03/04/2015	Commercial	Not Detected	Not Detected	Not Detected	Not Detected	Not Detected	Not Detected	Not Detected	-	-	-	-	-	-	-	-	-	-	-	-	-	-	-	-	-	-	-	-
TPE3577	1.50-	150311-94	06/03/2015	11/03/2015	06/04/2015	Commercial	-	-	-	-	-	-	-	-	-	-	-	-	-	-	-	-	-	-	-	-	-	-	-	-	-	-	-
TPE3577	2.50-	150311-94	06/03/2015	11/03/2015	02/04/2015	Commercial	-	-	-	-	-	-	-	-	-	-	-	-	-	-	-	-	-	-	-	-	-	-	-	-	-	-	-
TPE3577	3.50-	150311-94	06/03/2015	11/03/2015	06/04/2015	Commercial	-	-	-	-	-	-	-	-	-	-	-	-	-	-	-	-	-	-	-	-	-	-	-	-	-	-	-
TPE3578	0.50-	150407-35	20/03/2015	07/04/2015	07/05/2015	Commercial	-	-	-	-	-	-	-	-	-	Not Detected	in Hughes	-	-	-	-	-	-	-	-	-	Not Detected	0	Not Detected	6/5/15	Not Detected	Not Detected	Not Detected	Not Detected
TPE3578	1.50-	150407-35	20/03/2015	07/04/2015	07/05/2015	Commercial	-	-	-	-	-	-	-	-	-	-	-	-	-	-	-	-	-	-	-	-	-	-	-	-	-	-	-
TPE3578	2.50-	150407-35	20/03/2015	07/04/2015	07/05/2015	Commercial	-	-	-	-	-	-	-	-	-	-	-	-	-	-	-	-	-	-	-	-	-	-	-	-	-	-	-
TPE3578	3.50-	150407-35	20/03/2015	07/04/2015	06/05/2015	Commercial	-	-	-	-	-	-	-	-	-	-	-	-	-	-	-	-	-	-	-	-	-	-	-	-	-	-	-
TPE3646	0.50-	150407-35	20/03/2015	07/04/2015	07/05/2015	Commercial	-	-	-	-	-	-	-	-	-	Not Detected	ı Sargeant	-	-	-	-	-	-	-	-	-	Not Detected	0	Not Detected	6/5/15	Not Detected	Not Detected	Not Detected	Not Detected
TPE3646	1.50-	150407-35	20/03/2015	07/04/2015	07/05/2015	Commercial	-	-	-	-	-	-	-	-	-	-	-	-	-	-	-	-	-	-	-	-	-	-	-	-	-	-	-
TPE3646	2.50-	150407-35	20/03/2015	07/04/2015	07/05/2015	Commercial	-	-	-	-	-	-	-	-	-	-	-	-	-	-	-	-	-	-	-	-	-	-	-	-	-	-	-
TPE3646	3.50-	150407-35	20/03/2015	07/04/2015	07/05/2015	Commercial	-	-	-	-	-	-	-	-	-	-	-	-	-	-	-	-	-	-	-	-	-	-	-	-	-	-	-
TPE3647	0.50-	150311-94	06/03/2015	11/03/2015	03/04/2015	Commercial	Not Detected	Not Detected	Not Detected	Not Detected	Not Detected	Not Detected	Not Detected	-	-	-	-	-	-	-	-	-	-	-	-	-	-	-	-	-	-	-	-
TPE3647	1.50-	150311-94	06/03/2015	11/03/2015	02/04/2015	Commercial	-	-	-	-	-	-	-	-	-	-	-	-	-	-	-	-	-	-	-	-	-	-	-	-	-	-	-
TPE3647	2.50-	150311-94	06/03/2015	11/03/2015	03/04/2015	Commercial	-	-	-	-	-	-	-	-	-	-	-	-	-	-	-	-	-	-	-	-	-	-	-	-	-	-	-
TPE3648	0.50-	150311-94	06/03/2015	11/03/2015	03/04/2015	Commercial	Not Detected	Not Detected	Not Detected	Not Detected	Not Detected	Not Detected	Not Detected	-	-	-	-	-	-	-	-	-	-	-	-	-	-	-	-	-	-	-	-
TPE3648	1.50-	150311-94	06/03/2015	11/03/2015	03/04/2015	Commercial	-	-	-	-	-	-	-	-	-	-	-	-	-	-	-	-	-	-	-	-	-	-	-	-	-	-	-
TPE3649	0.50-	150311-94	06/03/2015	11/03/2015	03/04/2015	Commercial	Not Detected	Not Detected	Not Detected	Not Detected	Not Detected	Not Detected	Not Detected	-	-	-	-	-	-	-	-	-	-	-	-	-	-	-	-	-	-	-	-
TPE3649	1.50-	150311-94	06/03/2015	11/03/2015	03/04/2015	Commercial	-	-	-	-	-	-	-	-	-	-	-	-	-	-	-	-	-	-	-	-	-	-	-	-	-	-	-
TPE3649	2.50-	150311-94	06/03/2015	11/03/2015	07/04/2015	Commercial	-	-	-	-	-	-	-	-	-	-	-	-	-	-	-	-	-	-	-	-	-	-	-	-	-	-	-
TPE3650	0.50-	150311-94	06/03/2015	11/03/2015	03/04/2015	Commercial	Not Detected	Not Detected	Not Detected	Not Detected	Not Detected	Not Detected	Not Detected	-	-	-	-	-	-	-	-	-	-	-	-	-	-	-	-	-	-	-	-
TPE3651	0.50-	150311-94	06/03/2015	11/03/2015	03/04/2015	Commercial	Not Detected	Not Detected	Not Detected	Not Detected	Not Detected	Not Detected	Not Detected	-	-	-	-	-	-	-	-	-	-	-	-	-	-	-	-	-	-	-	-
TPE3651	1.70-	150311-94	06/03/2015	11/03/2015	03/04/2015	Commercial	-	-	-	-	-	-	-	-	-	-	-	-	-	-	-	-	-	-	-	-	-	-	-	-	-	-	-
TPE3652	0.50-	150407-35	20/03/2015	07/04/2015	07/05/2015	Commercial	-	-	-	-	-	-	-	-	-	Not Detected	ı Rawlings	-	-	-	-	-	-	-	-	-	Not Detected	0	Not Detected	6/5/15	Not Detected	Not Detected	Not Detected	Not Detected
TPE3652	1.50-	150407-35	20/03/2015	07/04/2015	07/05/2015	Commercial	-	-	-	-	-	-	-	-	-	-	-	-	-	-	-	-	-	-	-	-	-	-	-	-	-	-	-
TPE3652	2.50-	150407-35	20/03/2015	07/04/2015	07/05/2015	Commercial	-	-	-	-	-	-	-	-	-	-	-	-	-	-	-	-	-	-	-	-	-	-	-	-	-	-	-
TPE3655	0.50-	150311-94	06/03/2015	11/03/2015	03/04/2015	Commercial	Not Detected	Not Detected	Not Detected	Not Detected	Not Detected	Not Detected	Not Detected	-	-	-	-	-	-	-	-	-	-	-	-	-	-	-	-	-	-	-	-
TPE3655	0.50-	150319-95	13/03/2015	19/03/2015	09/04/2015	Commercial	Not Detected	Not Detected	Not Detected	Not Detected	Not Detected	Not Detected	Not Detected	-	-	-	-	-	-	-	-	-	-	-	-	-	-	-	-	-	-	-	-
TPE3655	1.50-	150311-94	06/03/2015	11/03/2015	03/04/2015	Commercial	-	-	-	-	-	-	-	-	-	-	-	-	-	-	-	-	-	-	-	-	-	-	-	-	-	-	-
TPE3655	1.50-	150319-95	13/03/2015	19/03/2015	08/04/2015	Commercial	-	-	-	-	-	-	-	-	-	-	-	-	-	-	-	-	-	-	-	-	-	-	-	-	-	-	-
TPE3655	2.50-	150311-94	06/03/2015	11/03/2015	03/04/2015	Commercial	-	-	-	-	-	-	-	-	-	-	-	-	-	-	-	-	-	-	-	-	-	-	-	-	-	-	-
TPE3655	3.50-	150311-94	06/03/2015	11/03/2015	04/04/2015	Commercial	-	-	-	-	-	-	-	-	-	-	-	-	-	-	-	-	-	-	-	-	-	-	-	-	-	-	-
TPE3656	0.50-	150312-105	10/03/2015	12/03/2015	02/04/2015	Commercial	-	-	-	-	-	-	-	-	-	Not Detected	Kevin Gill	-	-	-	-	-	-	-	-	-	Not Detected	0	Not Detected	2/4/15	Not Detected	Not Detected	Not Detected	Not Detected
TPE3656	1.50-	150312-105	10/03/2015	12/03/2015	02/04/2015	Commercial	-	-	-	-	-	-	-	-	-	-	-	-	-	-	-	-	-	-	-	-	-	-	-	-	-	-	-
TPE3656	2.50-	150312-105	10/03/2015	12/03/2015	02/04/2015	Commercial	-	-	-	-	-	-	-	-	-	-	-	-	-	-	-	-	-	-	-	-	-	-	-	-	-	-	-
TPE3656	3.50-	150312-105	10/03/2015	12/03/2015	01/04/2015	Commercial	-	-	-	-	-	-	-	-	-	-	-	-	-	-	-	-	-	-	-	-	-	-	-	-	-	-	-
TPE3658	0.50-	150311-94	06/03/2015	11/03/2015	03/04/2015	Commercial	Not Detected	Not Detected	Not Detected	Not Detected	Not Detected	Not Detected	Not Detected	-	-	-	-	-	-	-	-	-	-	-	-	-	-	-	-	-	-	-	-
TPE3658	1.50-	150311-94	06/03/2015	11/03/2015	04/04/2015	Commercial	-	-	-	-	-	-	-	-	-	-	-	-	-	-	-	-	-	-	-	-	-	-	-	-	-	-	-
TPE3659	0.50-	150312-105	10/03/2015	12/03/2015	02/04/2015	Commercial	-	-	-	-	-	-	-	-	-	Not Detected	in Hughes	-	-	-	-	-	-	-	-	-	Not Detected	0	Not Detected	2/4/15	Not Detected	Not Detected	Not Detected	Not Detected
TPE3659	1.30-	150312-105	10/03/2015	12/03/2015	02/04/2015	Commercial	-	-	-	-	-	-	-	-	-	-	-	-	-	-	-	-	-	-	-	-	-	-	-	-	-	-	-
TPE3659	2.30-	150312-105	10/03/2015	12/03/2015	01/04/2015	Commercial	-	-	-	-	-	-	-	-	-	-	-	-	-	-	-	-	-	-	-	-	-	-	-	-	-	-	-
TPE3659	3.30-	150312-105	10/03/2015	12/03/2015	01/04/2015	Commercial	-	-	-	-	-	-	-	-	-	-	-	-	-	-	-	-	-	-	-	-	-	-	-	-	-	-	-
TPE3659	4.30-	150312-105	10/03/2015	12/03/2015	01/04/2015	Commercial	-	-	-	-	-	-	-	-	-	-	-	-	-	-	-	-	-	-	-	-	-	-	-	-	-	-	-
TPE3660	0.50-	150319-95	13/03/2015	19/03/2015	09/04/2015	Commercial	Not Detected	Not Detected	Not Detected	Not Detected	Not Detected	Not Detected	Not Detected	-	-	-	-	-	-	-	-	-	-	-	-	-	-	-	-	-	-	-	-
TPE3660	1.50-	150319-95	13/03/2015	19/03/2015	08/04/2015	Commercial	-	-	-	-	-	-	-	-	-	-	-	-	-	-	-	-	-	-	-	-	-	-	-	-	-	-	-
TPE3660	2.50-	150319-95	13/03/2015	19/03/2015	08/04/2015	Commercial	-	-	-	-	-	-	-	-	-	-	-	-	-	-	-	-	-	-	-	-	-	-	-	-	-	-	-
TPE3662	0.50-	150311-94	06/03/2015	11/03/2015	06/04/2015	Commercial	Not Detected	Not Detected	Not Detected	Not Detected	Not Detected	Not Detected	Not Detected	-	-	-	-	-	-	-	-	-	-	-	-	-	-	-	-	-	-	-	-
TPE3663	0.50-	150311-94	06/03/2015	11/03/2015	03/04/2015	Commercial	Not Detected	Not Detected	Not Detected	Not Detected	Not Detected	Not Detected	Not Detected	-	-	-	-	-	-	-	-	-	-	-	-	-	-	-	-	-	-	-	-
TPE3663	1.50-	150311-94	06/03/2015	11/03/2015	04/04/2015	Commercial	-	-	-	-	-	-	-	-	-	-	-	-	-	-	-	-	-	-	-	-	-	-	-	-	-	-	-
TPE3664	0.50-	150311-94	06/03/2015	11/03/2015	03/04/2015	Commercial	Not Detected	Not Detected	Not Detected	Not Detected	Not Detected	Not Detected	Not Detected	-	-	-	-	-	-	-	-	-	-	-	-	-	-	-	-	-	-	-	-
TPE3666	0.50-	150326-98	25/03/2015	26/03/2015	23/04/2015	Commercial	-	-	-	-	-	-	-	-	-	Not Detected	n Cotterell	-	-	-	-	-	-	-	-	-	Not Detected	0	Not Detected	23/4/15	Not Detected	Not Detected	Not Detected	Not Detected
TPE3666	1.50-	150326-98	25/03/2015	26/03/2015	23/04/2015	Commercial	-	-	-	-	-	-	-	-	-	-	-	-	-	-	-	-	-	-	-	-	-	-	-	-	-	-	-
TPE3666	2.50-	150326-98	25/03/2015	26/03/2015	23/04/2015	Commercial	-	-	-	-	-	-	-	-	-	-	-	-	-	-	-	-	-	-	-	-	-	-	-	-	-	-	-
TPE3666	3.50-	150326-98	25/03/2015	26/03/2015	24/04/2015	Commercial	-	-	-	-	-	-	-	-	-	-	-	-	-	-	-	-	-	-	-	-	-	-	-	-	-	-	-
TPE3723	0.50-	150326-98	25/03/2015	26/03/2015	23/04/2015	Commercial	-	-	-	-	-	-	-	-	-	Not Detected	ı Sargeant	-	-	-	-	-	-	-	-	-	Not Detected	0	Not Detected	23/4/15	Not Detected	Not Detected	Not Detected	Not Detected
TPE3724	0.50-	150326-98	25/03/2015	26/03/2015	24/04/2015	Commercial	-	-	-	-	-	-	-	-	-	Not Detected	ı Sargeant	-	-	-	-	-	-	-	-	-	Not Detected	0	Not Detected	23/4/15	Not Detected	Not Detected	Not Detected	Not Detected
TPE3724	1.50-	150326-98	25/03/2015	26/03/2015	23/04/2015	Commercial	-	-	-	-	-	-	-	-	-	-	-	-	-	-	-	-	-	-	-	-	-	-	-	-	-	-	-
TPE3724	2.50-	150326-98	25/03/2015	26/03/2015	23/04/2015	Commercial	-	-	-	-	-	-	-	-	-	-	-	-	-	-	-	-	-	-	-	-	-	-	-	-	-	-	-
TPE3724	3.50-	150326-98	25/03/2015	26/03/2015	23/04/2015	Commercial	-	-	-	-	-	-	-	-	-	-	-	-	-	-	-	-	-	-	-	-	-	-	-	-	-	-	-
TPE3724	4.50-	150326-98	25/03/2015	26/03/2015	23/04/2015	Commercial	-	-	-	-	-	-	-	-	-	-	-	-	-	-	-	-	-	-	-	-	-	-	-	-	-	-	-
TPE3725	0.50-	150311-94	06/03/2015	11/03/2015	03/04/2015	Commercial	Not Detected	Not Detected	Not Detected	Not Detected	Not Detected	Not Detected	Not Detected	-	-	-	-	-	-	-	-	-	-	-	-	-	-	-	-	-	-	-	-
TPE3725	1.50-	150311-94	06/03/2015	11/03/2015	07/04/2015	Commercial	-	-	-	-	-	-	-	-	-	-	-	-	-	-	-	-	-	-	-	-	-	-	-	-	-	-	-
TPE3725	2.50-	150311-94	06/03/2015	11/03/2015	07/04/2015	Commercial	-	-	-	-	-	-	-	-	-	-	-	-	-	-	-	-	-	-	-	-	-	-	-	-	-	-	-
TPE3726	0.50-	150311-94	06/03/2015	11/03/2015	03/04/2015	Commercial	Not Detected	Not Detected	Not Detected	Not Detected	Not Detected	Not Detected	Not Detected	-	-	-	-	-	-	-	-	-	-	-	-	-	-	-	-	-	-	-	-
TPE3726	1.50-	150311-94	06/03/2015	11/03/2015	04/04/2015	Commercial	-	-	-	-	-	-	-	-	-	-	-	-	-	-	-	-	-	-	-	-	-	-	-	-	-	-	-
TPE3726	2.50-	150311-94	06/03/2015	11/03/2015	02/04/2015	Commercial	-	-	-	-	-	-	-	-	-	-	-	-	-	-	-	-	-	-	-	-	-	-	-	-	-	-	-
TPE3727	0.50-	150311-94	06/03/2015	11/03/2015	03/04/2015	Commercial	Not Detected	Not Detected	Not Detected	Not Detected	Not Detected	Not Detected	Not Detected	-	-	-	-	-	-	-	-	-	-	-	-	-	-	-	-	-	-	-	-
TPE3727	1.50-	150311-94	06/03/2015	11/03/2015	03/04/2015	Commercial	-	-	-	-	-	-	-	-	-	-	-	-	-	-	-	-	-	-	-	-	-	-	-	-	-	-	-
TPE3727	2.50-	150311-94	06/03/2015	11/03/2015	03/04/2015	Commercial	-	-	-	-	-	-	-	-	-	-	-	-	-	-	-	-	-	-	-	-	-	-	-	-	-	-	-
TPE3728	0.50-	150311-94	06/03/2015	11/03/2015	03/04/2015	Commercial	Not Detected	Not Detected	Not Detected	Not Detected	Not Detected	Not Detected	Not Detected	-	-	-	-	-	-	-	-	-	-	-	-	-	-	-	-	-	-	-	-
TPE3728	1.50-	150311-94	06/03/2015	11/03/2015	03/04/2015	Commercial	-	-	-	-	-	-	-	-	-	-	-	-	-	-	-	-	-	-	-	-	-	-	-	-	-	-	-
TPE3730	0.50-	150311-94	06/03/2015	11/03/2015	03/04/2015	Commercial	Not Detected	Not Detected	Not Detected	Not Detected	Not Detected	Not Detected	Not Detected	-	-	-	-	-	-	-	-	-	-	-	-	-	-	-	-	-	-	-	-
TPE3730	1.50-	150311-94	06/03/2015	11/03/2015	03/04/2015	Commercial	-	-	-	-	-	-	-	-	-	-	-	-	-	-	-	-	-	-	-	-	-	-	-	-	-	-	-
TPE3730	2.50-	150311-94	06/03/2015	11/03/2015	03/04/2015	Commercial	-	-	-	-	-	-	-	-	-	-	-	-	-	-	-	-	-	-	-	-	-	-	-	-	-	-	-
TPE3730	3.00-	150311-94	06/03/2015	11/03/2015	03/04/2015	Commercial	-	-	-	-	-	-	-	-	-	-	-	-	-	-	-	-	-	-	-	-	-	-	-	-	-	-	-
TPE3731	0.50-	150311-94	06/03/2015	11/03/2015	03/04/2015	Commercial	Not Detected	Not Detected	Not Detected	Not Detected	Not Detected	Not Detected	Not Detected	-	-	-	-	-	-	-	-	-	-	-	-	-	-	-	-	-	-	-	-
TPE3734	0.50-	150311-94	06/03/2015	11/03/2015	06/04/2015	Commercial	Not Detected	Not Detected	Not Detected	Not Detected	Not Detected	Not Detected	Not Detected	-	-	-	-	-	-	-	-	-	-	-	-	-	-	-	-	-	-	-	-
TPE3734	1.50-	150311-94	06/03/2015	11/03/2015	03/04/2015	Commercial	-	-	-	-	-	-	-	-	-	-	-	-	-	-	-	-	-	-	-	-	-	-	-	-	-	-	-
TPE3734	2.50-	150311-94	06/03/2015	11/03/2015	03/04/2015	Commercial	-	-	-	-	-	-	-	-	-	-	-	-	-	-	-	-	-	-	-	-	-	-	-	-	-	-	-
TPE3734	3.50-	150311-94	06/03/2015	11/03/2015	03/04/2015	Commercial	-	-	-	-	-	-	-	-	-	-	-	-	-	-	-	-	-	-	-	-	-	-	-	-	-	-	-
TPE3739	0.50-	150311-94	06/03/2015	11/03/2015	03/04/2015	Commercial	Not Detected	Not Detected	Not Detected	Not Detected	Not Detected	Not Detected	Not Detected	-	-	-	-	-	-	-	-	-	-	-	-	-	-	-	-	-	-	-	-
TPE3740	0.50-	150311-94	06/03/2015	11/03/2015	03/04/2015	Commercial	Not Detected	Not Detected	Not Detected	Not Detected	Not Detected	Not Detected	Not Detected	-	-	-	-	-	-	-	-	-	-	-	-	-	-	-	-	-	-	-	-
TPE3740	1.50-	150311-94	06/03/2015	11/03/2015	03/04/2015	Commercial	-	-	-	-	-	-	-	-	-	-	-	-	-	-	-	-	-	-	-	-	-	-	-	-	-	-	-
TPE3740	2.50-	150311-94	06/03/2015	11/03/2015	03/04/2015	Commercial	-	-	-	-	-	-	-	-	-	-	-	-	-	-	-	-	-	-	-	-	-	-	-	-	-	-	-
TPE3741	1.00-	150311-94	06/03/2015	11/03/2015	07/04/2015	Commercial	Not Detected	Not Detected	Not Detected	Not Detected	Not Detected	Not Detected	Not Detected	-	-	-	-	-	-	-	-	-	-	-	-	-	-	-	-	-	-	-	-
TPE3741	2.00-	150311-94	06/03/2015	11/03/2015	03/04/2015	Commercial	-	-	-	-	-	-	-	-	-	-	-	-	-	-	-	-	-	-	-	-	-	-	-	-	-	-	-
TPE3741	3.00-	150311-94	06/03/2015	11/03/2015	03/04/2015	Commercial	-	-	-	-	-	-	-	-	-	-	-	-	-	-	-	-	-	-	-	-	-	-	-	-	-	-	-
TPE3743	0.50-	150407-35	20/03/2015	07/04/2015	07/05/2015	Commercial	-	-	-	-	-	-	-	-	-	Not Detected	ı Sargeant	-	-	-	-	-	-	-	-	-	Not Detected	0	Not Detected	6/5/15	Not Detected	Not Detected	Not Detected	Not Detected
TPE3743	1.50-	150407-35	20/03/2015	07/04/2015	07/05/2015	Commercial	-	-	-	-	-	-	-	-	-	-	-	-	-	-	-	-	-	-	-	-	-	-	-	-	-	-	-
TPE3743	2.50-	150407-35	20/03/2015	07/04/2015	06/05/2015	Commercial	-	-	-	-	-	-	-	-	-	-	-	-	-	-	-	-	-	-	-	-	-	-	-	-	-	-	-
TPE3743	3.50-	150407-35	20/03/2015	07/04/2015	07/05/2015	Commercial	-	-	-	-	-	-	-	-	-	-	-	-	-	-	-	-	-	-	-	-	-	-	-	-	-	-	-
TPE3743	4.50-	150407-35	20/03/2015	07/04/2015	07/05/2015	Commercial	-	-	-	-	-	-	-	-	-	-	-	-	-	-	-	-	-	-	-	-	-	-	-	-	-	-	-
TPE3789	0.50-	150407-35	20/03/2015	07/04/2015	07/05/2015	Commercial	-	-	-	-	-	-	-	-	-	Not Detected	ı Sargeant	-	-	-	-	-	-	-	-	-	Not Detected	0	Not Detected	6/5/15	Not Detected	Not Detected	Not Detected	Not Detected
TPE3789	1.50-	150407-35	20/03/2015	07/04/2015	07/05/2015	Commercial	-	-	-	-	-	-	-	-	-	-	-	-	-	-	-	-	-	-	-	-	-	-	-	-	-	-	-
TPE3789	2.50-	150407-35	20/03/2015	07/04/2015	07/05/2015	Commercial	-	-	-	-	-	-	-	-	-	-	-	-	-	-	-	-	-	-	-	-	-	-	-	-	-	-	-
TPE3790	0.50-	150407-35	20/03/2015	07/04/2015	07/05/2015	Commercial	-	-	-	-	-	-	-	-	-	Not Detected	in Hughes	-	-	-	-	-	-	-	-	-	Not Detected	0	Not Detected	6/5/15	Not Detected	Not Detected	Not Detected	Not Detected
TPE3790	1.50-	150407-35	20/03/2015	07/04/2015	07/05/2015	Commercial	-	-	-	-	-	-	-	-	-	-	-	-	-	-	-	-	-	-	-	-	-	-	-	-	-	-	-
TPE3790	2.50-	150407-35	20/03/2015	07/04/2015	07/05/2015	Commercial	-	-	-	-	-	-	-	-	-	-	-	-	-	-	-	-	-	-	-	-	-	-	-	-	-	-	-
TPE3790	3.50-	150407-35	20/03/2015	07/04/2015	06/05/2015	Commercial	-	-	-	-	-	-	-	-	-	-	-	-	-	-	-	-	-	-	-	-	-	-	-	-	-	-	-
TPE3790	4.50-	150407-35	20/03/2015	07/04/2015	07/05/2015	Commercial	-	-	-	-	-	-	-	-	-	-	-	-	-	-	-	-	-	-	-	-	-	-	-	-	-	-	-

Monitor Phase 68

Sample Descr	Sample Depth	SDG ID.	Date Sampled	Received On	Date Complete		Actinolite*	Amosite*	Anthophyllite*	Chrysotile*	Crocidolite*	Non-Asbestos Fibres Detected	Tremolite*	Additional Asbestos Components (Using TM048)	Additional Asbestos Components (Using TM048)	Amosite (Brown) Asbestos	Analysed By	Analysts Comments	Analysts Comments	Asbestos Quantification - Detailed Gravimetric - %	Asbestos Quantification - Gravimetric - %	Asbestos Quantification - Gravimetric - %	Asbestos Quantification - PCOM Evaluation - %	Asbestos Quantification - Total - %	Asbestos Quantificatio n - Total - %	Chrysotile (White) Asbestos	Comments	Crocidolite (Blue) Asbestos	Date of Analysis	Fibrous Actinolite	Fibrous Anthophyllite	Fibrous Tremolite	Non-Asbestos Fibre
					Commercial >1m RBSL																												
					POS >1m RBSL																												
							-	-	-	-	-	-	-	-	-	-	-	-	-	%	%	%	%	%	%	-	-	-	-	-	-	-	-
TPE3791	0.50-	150407-35	20/03/2015	07/04/2015	07/05/2015	Commercial	-	-	-	-	-	-	-	-	-	Not Detected	Sargeant	-	-	-	-	-	-	-	-	Not Detected	0	Not Detected	6/5/15	Not Detected	Not Detected	Not Detected	Not Detected
TPE3791	1.50-	150407-35	20/03/2015	07/04/2015	07/05/2015	Commercial	-	-	-	-	-	-	-	-	-	-	-	-	-	-	-	-	-	-	-	-	-	-	-	-	-	-
TPE3791	2.50-	150407-35	20/03/2015	07/04/2015	07/05/2015	Commercial	-	-	-	-	-	-	-	-	-	-	-	-	-	-	-	-	-	-	-	-	-	-	-	-	-	-
TPE3792	0.50-	150311-94	06/03/2015	11/03/2015	03/04/2015	Commercial	Not Detected	Not Detected	Not Detected	Not Detected	Not Detected	Not Detected	Not Detected	-	-	-	-	-	-	-	-	-	-	-	-	-	-	-	-	-	-	-
TPE3792	1.50-	150311-94	06/03/2015	11/03/2015	02/04/2015	Commercial	-	-	-	-	-	-	-	-	-	-	-	-	-	-	-	-	-	-	-	-	-	-	-	-	-	-
TPE3792	2.50-	150311-94	06/03/2015	11/03/2015	02/04/2015	Commercial	-	-	-	-	-	-	-	-	-	-	-	-	-	-	-	-	-	-	-	-	-	-	-	-	-	-
TPE3793	0.50-	150311-94	06/03/2015	11/03/2015	03/04/2015	Commercial	Not Detected	Not Detected	Not Detected	Not Detected	Not Detected	Not Detected	Not Detected	-	-	-	-	-	-	-	-	-	-	-	-	-	-	-	-	-	-	-
TPE3793	1.50-	150311-94	06/03/2015	11/03/2015	02/04/2015	Commercial	-	-	-	-	-	-	-	-	-	-	-	-	-	-	-	-	-	-	-	-	-	-	-	-	-	-
TPE3793	2.50-	150311-94	06/03/2015	11/03/2015	07/04/2015	Commercial	-	-	-	-	-	-	-	-	-	-	-	-	-	-	-	-	-	-	-	-	-	-	-	-	-	-
TPE3793	3.50-	150311-94	06/03/2015	11/03/2015	02/04/2015	Commercial	-	-	-	-	-	-	-	-	-	-	-	-	-	-	-	-	-	-	-	-	-	-	-	-	-	-
TPE3794	0.50-	150311-94	06/03/2015	11/03/2015	03/04/2015	Commercial	Not Detected	Not Detected	Not Detected	Not Detected	Not Detected	Not Detected	Not Detected	-	-	-	-	-	-	-	-	-	-	-	-	-	-	-	-	-	-	-
TPE3794	1.50-	150311-94	06/03/2015	11/03/2015	03/04/2015	Commercial	-	-	-	-	-	-	-	-	-	-	-	-	-	-	-	-	-	-	-	-	-	-	-	-	-	-
TPE3794	2.50-	150311-94	06/03/2015	11/03/2015	03/04/2015	Commercial	-	-	-	-	-	-	-	-	-	-	-	-	-	-	-	-	-	-	-	-	-	-	-	-	-	-
TPE3794	3.50-	150311-94	06/03/2015	11/03/2015	03/04/2015	Commercial	-	-	-	-	-	-	-	-	-	-	-	-	-	-	-	-	-	-	-	-	-	-	-	-	-	-
TPE3795	0.50-	150311-94	06/03/2015	11/03/2015	03/04/2015	Commercial	Not Detected	Not Detected	Not Detected	Not Detected	Not Detected	Not Detected	Not Detected	-	-	-	-	-	-	-	-	-	-	-	-	-	-	-	-	-	-	-
TPE3795	1.50-	150311-94	06/03/2015	11/03/2015	07/04/2015	Commercial	-	-	-	-	-	-	-	-	-	-	-	-	-	-	-	-	-	-	-	-	-	-	-	-	-	-
TPE3795	2.50-	150311-94	06/03/2015	11/03/2015	03/04/2015	Commercial	-	-	-	-	-	-	-	-	-	-	-	-	-	-	-	-	-	-	-	-	-	-	-	-	-	-
TPE3795	3.50-	150311-94	06/03/2015	11/03/2015	03/04/2015	Commercial	-	-	-	-	-	-	-	-	-	-	-	-	-	-	-	-	-	-	-	-	-	-	-	-	-	-
TPE3796	0.50-	150311-94	06/03/2015	11/03/2015	03/04/2015	Commercial	Not Detected	Not Detected	Not Detected	Not Detected	Not Detected	Not Detected	Not Detected	-	-	-	-	-	-	-	-	-	-	-	-	-	-	-	-	-	-	-
TPE3796	1.50-	150311-94	06/03/2015	11/03/2015	03/04/2015	Commercial	-	-	-	-	-	-	-	-	-	-	-	-	-	-	-	-	-	-	-	-	-	-	-	-	-	-
TPE3796	2.50-	150311-94	06/03/2015	11/03/2015	03/04/2015	Commercial	-	-	-	-	-	-	-	-	-	-	-	-	-	-	-	-	-	-	-	-	-	-	-	-	-	-
TPE3796	3.50-	150311-94	06/03/2015	11/03/2015	03/04/2015	Commercial	-	-	-	-	-	-	-	-	-	-	-	-	-	-	-	-	-	-	-	-	-	-	-	-	-	-
TPE3797	0.50-	150402-82	31/03/2015	02/04/2015	07/05/2015	Commercial	-	-	-	-	-	-	-	-	-	Detected	Rawlings	-	-	-	-	-	-	-	-	Detected	id ACM debris	Detected	1/5/15	Not Detected	Not Detected	Not Detected	Not Detected
TPE3797	1.50-	150402-82	31/03/2015	02/04/2015	06/05/2015	Commercial	-	-	-	-	-	-	-	-	-	-	-	-	-	-	-	-	-	-	-	-	-	-	-	-	-	-
TPE3797	2.50-	150402-82	31/03/2015	02/04/2015	06/05/2015	Commercial	-	-	-	-	-	-	-	-	-	-	-	-	-	-	-	-	-	-	-	-	-	-	-	-	-	-
TPE3797	3.50-	150402-82	31/03/2015	02/04/2015	06/05/2015	Commercial	-	-	-	-	-	-	-	-	-	-	-	-	-	-	-	-	-	-	-	-	-	-	-	-	-	-
TPE3797	4.50-	150402-82	31/03/2015	02/04/2015	06/05/2015	Commercial	-	-	-	-	-	-	-	-	-	-	-	-	-	-	-	-	-	-	-	-	-	-	-	-	-	-
TPE3800	0.50-	150311-94	06/03/2015	11/03/2015	03/04/2015	Commercial	Not Detected	Not Detected	Not Detected	Not Detected	Not Detected	Not Detected	Not Detected	-	-	-	-	-	-	-	-	-	-	-	-	-	-	-	-	-	-	-
TPE3800	1.50-	150311-94	06/03/2015	11/03/2015	03/04/2015	Commercial	-	-	-	-	-	-	-	-	-	-	-	-	-	-	-	-	-	-	-	-	-	-	-	-	-	-
TPE3800	2.50-	150311-94	06/03/2015	11/03/2015	03/04/2015	Commercial	-	-	-	-	-	-	-	-	-	-	-	-	-	-	-	-	-	-	-	-	-	-	-	-	-	-
TPE3801	0.50-	150407-35	20/03/2015	07/04/2015	07/05/2015	Commercial	-	-	-	-	-	-	-	-	-	Not Detected	Sargeant	-	-	-	-	-	-	-	-	Not Detected	0	Not Detected	6/5/15	Not Detected	Not Detected	Not Detected	Not Detected
TPE3801	1.50-	150407-35	20/03/2015	07/04/2015	06/05/2015	Commercial	-	-	-	-	-	-	-	-	-	-	-	-	-	-	-	-	-	-	-	-	-	-	-	-	-	-
TPE3801	2.50-	150407-35	20/03/2015	07/04/2015	07/05/2015	Commercial	-	-	-	-	-	-	-	-	-	-	-	-	-	-	-	-	-	-	-	-	-	-	-	-	-	-
TPE3802	0.50-	150407-35	20/03/2015	07/04/2015	06/05/2015	Commercial	-	-	-	-	-	-	-	-	-	Not Detected	Rawlings	-	-	-	-	-	-	-	-	Not Detected	0	Not Detected	6/5/15	Not Detected	Not Detected	Not Detected	Not Detected
TPE3802	1.50-	150407-35	20/03/2015	07/04/2015	06/05/2015	Commercial	-	-	-	-	-	-	-	-	-	-	-	-	-	-	-	-	-	-	-	-	-	-	-	-	-	-
TPE3802	2.50-	150407-35	20/03/2015	07/04/2015	07/05/2015	Commercial	-	-	-	-	-	-	-	-	-	-	-	-	-	-	-	-	-	-	-	-	-	-	-	-	-	-
TPE3802	3.50-	150407-35	20/03/2015	07/04/2015	07/05/2015	Commercial	-	-	-	-	-	-	-	-	-	-	-	-	-	-	-	-	-	-	-	-	-	-	-	-	-	-
TPE3802	4.50-	150407-35	20/03/2015	07/04/2015	07/05/2015	Commercial	-	-	-	-	-	-	-	-	-	-	-	-	-	-	-	-	-	-	-	-	-	-	-	-	-	-
TPE3803	0.50-	150407-35	20/03/2015	07/04/2015	07/05/2015	Commercial	-	-	-	-	-	-	-	-	-	Not Detected	ostlewhite	-	-	-	-	-	-	-	-	Not Detected	0	Not Detected	5/5/15	Not Detected	Not Detected	Not Detected	Not Detected
TPE3803	1.50-	150407-35	20/03/2015	07/04/2015	07/05/2015	Commercial	-	-	-	-	-	-	-	-	-	-	-	-	-	-	-	-	-	-	-	-	-	-	-	-	-	-
TPE3803	2.50-	150407-35	20/03/2015	07/04/2015	07/05/2015	Commercial	-	-	-	-	-	-	-	-	-	-	-	-	-	-	-	-	-	-	-	-	-	-	-	-	-	-
TPE3803	3.50-	150407-35	20/03/2015	07/04/2015	07/05/2015	Commercial	-	-	-	-	-	-	-	-	-	-	-	-	-	-	-	-	-	-	-	-	-	-	-	-	-	-
TPE3803	4.50-	150407-35	20/03/2015	07/04/2015	06/05/2015	Commercial	-	-	-	-	-	-	-	-	-	-	-	-	-	-	-	-	-	-	-	-	-	-	-	-	-	-
TPE3866	0.50-	150407-35	20/03/2015	07/04/2015	07/05/2015	Commercial	-	-	-	-	-	-	-	-	-	Not Detected	in Hughes	-	-	-	-	-	-	-	-	Not Detected	0	Not Detected	6/5/15	Not Detected	Not Detected	Not Detected	Not Detected
TPE3866	1.50-	150407-35	20/03/2015	07/04/2015	07/05/2015	Commercial	-	-	-	-	-	-	-	-	-	-	-	-	-	-	-	-	-	-	-	-	-	-	-	-	-	-
TPE3866	2.50-	150407-35	20/03/2015	07/04/2015	07/05/2015	Commercial	-	-	-	-	-	-	-	-	-	-	-	-	-	-	-	-	-	-	-	-	-	-	-	-	-	-
TPE3866	3.50-	150407-35	20/03/2015	07/04/2015	07/05/2015	Commercial	-	-	-	-	-	-	-	-	-	-	-	-	-	-	-	-	-	-	-	-	-	-	-	-	-	-
TPE3867	0.50-	150407-35	20/03/2015	07/04/2015	07/05/2015	Commercial	-	-	-	-	-	-	-	-	-	Not Detected	in Hughes	-	-	-	-	-	-	-	-	Not Detected	0	Not Detected	6/5/15	Not Detected	Not Detected	Not Detected	Not Detected
TPE3867	1.50-	150407-35	20/03/2015	07/04/2015	07/05/2015	Commercial	-	-	-	-	-	-	-	-	-	-	-	-	-	-	-	-	-	-	-	-	-	-	-	-	-	-
TPE3867	2.50-	150407-35	20/03/2015	07/04/2015	07/05/2015	Commercial	-	-	-	-	-	-	-	-	-	-	-	-	-	-	-	-	-	-	-	-	-	-	-	-	-	-
TPE3867	3.50-	150407-35	20/03/2015	07/04/2015	07/05/2015	Commercial	-	-	-	-	-	-	-	-	-	-	-	-	-	-	-	-	-	-	-	-	-	-	-	-	-	-
TPE3867	4.50-	150407-35	20/03/2015	07/04/2015	07/05/2015	Commercial	-	-	-	-	-	-	-	-	-	-	-	-	-	-	-	-	-	-	-	-	-	-	-	-	-	-
TPE3868	0.50-	150407-35	20/03/2015	07/04/2015	07/05/2015	Commercial	-	-	-	-	-	-	-	-	-	Not Detected	Rawlings	-	-	-	-	-	-	-	-	Not Detected	0	Not Detected	6/5/15	Not Detected	Not Detected	Not Detected	Not Detected
TPE3868	1.50-	150407-35	20/03/2015	07/04/2015	07/05/2015	Commercial	-	-	-	-	-	-	-	-	-	-	-	-	-	-	-	-	-	-	-	-	-	-	-	-	-	-
TPE3868	2.50-	150407-35	20/03/2015	07/04/2015	07/05/2015	Commercial	-	-	-	-	-	-	-	-	-	-	-	-	-	-	-	-	-	-	-	-	-	-	-	-	-	-
TPE3868	3.50-	150407-35	20/03/2015	07/04/2015	07/05/2015	Commercial	-	-	-	-	-	-	-	-	-	-	-	-	-	-	-	-	-	-	-	-	-	-	-	-	-	-
TPE3869	0.50-	150407-35	20/03/2015	07/04/2015	07/05/2015	Commercial	-	-	-	-	-	-	-	-	-	Not Detected	Sargeant	-	-	-	-	-	-	-	-	Not Detected	0	Not Detected	6/5/15	Not Detected	Not Detected	Not Detected	Not Detected
TPE3869	1.50-	150407-35	20/03/2015	07/04/2015	07/05/2015	Commercial	-	-	-	-	-	-	-	-	-	-	-	-	-	-	-	-	-	-	-	-	-	-	-	-	-	-
TPE3869	2.50-	150407-35	20/03/2015	07/04/2015	07/05/2015	Commercial	-	-	-	-	-	-	-	-	-	-	-	-	-	-	-	-	-	-	-	-	-	-	-	-	-	-
TPE3869	3.50-	150407-35	20/03/2015	07/04/2015	07/05/2015	Commercial	-	-	-	-	-	-	-	-	-	-	-	-	-	-	-	-	-	-	-	-	-	-	-	-	-	-
TPE3869	4.50-	150407-35	20/03/2015	07/04/2015	06/05/2015	Commercial	-	-	-	-	-	-	-	-	-	-	-	-	-	-	-	-	-	-	-	-	-	-	-	-	-	-
TPE3870	0.50-	150311-94	06/03/2015	11/03/2015	03/04/2015	Commercial	Not Detected	Not Detected	Not Detected	Not Detected	Not Detected	Not Detected	Not Detected	-	-	-	-	-	-	-	-	-	-	-	-	-	-	-	-	-	-	-
TPE3870	1.50-	150311-94	06/03/2015	11/03/2015	03/04/2015	Commercial	-	-	-	-	-	-	-	-	-	-	-	-	-	-	-	-	-	-	-	-	-	-	-	-	-	-
TPE3870	2.50-	150311-94	06/03/2015	11/03/2015	03/04/2015	Commercial	-	-	-	-	-	-	-	-	-	-	-	-	-	-	-	-	-	-	-	-	-	-	-	-	-	-
TPE3870	3.50-	150311-94	06/03/2015	11/03/2015	03/04/2015	Commercial	-	-	-	-	-	-	-	-	-	-	-	-	-	-	-	-	-	-	-	-	-	-	-	-	-	-
TPE3872	0.50-	150311-94	06/03/2015	11/03/2015	03/04/2015	Commercial	Not Detected	Not Detected	Not Detected	Not Detected	Not Detected	Not Detected	Not Detected	-	-	-	-	-	-	-	-	-	-	-	-	-	-	-	-	-	-	-
TPE3872	1.50-	150311-94	06/03/2015	11/03/2015	03/04/2015	Commercial	-	-	-	-	-	-	-	-	-	-	-	-	-	-	-	-	-	-	-	-	-	-	-	-	-	-
TPE3556	0.50-	150407-35	20/03/2015	07/04/2015	07/05/2015	Commercial	-	-	-	-	-	-	-	-	-	Not Detected	Rawlings	-	-	-	-	-	-	-	-	Not Detected	0	Not Detected	6/5/15	Not Detected	Not Detected	Not Detected	Not Detected
TPE3556	1.50-	150407-35	20/03/2015	07/04/2015	07/05/2015	Commercial	-	-	-	-	-	-	-	-	-	-	-	-	-	-	-	-	-	-	-	-	-	-	-	-	-	-
TPE3556	2.50-	150407-35	20/03/2015	07/04/2015	07/05/2015	Commercial	-	-	-	-	-	-	-	-	-	-	-	-	-	-	-	-	-	-	-	-	-	-	-	-	-	-
TPE2465	0.50-	141219-112	17/12/2014	19/12/2014	09/01/2015	POS								-		Not Detected	Kevin Gill	-								Not Detected	0	Not Detected	9/1/15	Not Detected	Not Detected	Not Detected	Not Detected
TPE2466	0.50-	141219-112	17/12/2014	19/12/2014	09/01/2015	POS								-		Trace	Sargeant	-								Not Detected	e fibres in soil	Not Detected	8/1/15	Not Detected	Not Detected	Not Detected	Not Detected
TPE2504	0.50-	141219-112	17/12/2014	19/12/2014	09/01/2015	POS								-		Not Detected	Sargeant	-								Not Detected	0	Not Detected	8/1/15	Not Detected	Not Detected	Not Detected	Not Detected
TPE2505	0.50-	141219-112	17/12/2014	19/12/2014	09/01/2015	POS								-		Not Detected	ostlewhite	-								Not Detected	0	Not Detected	9/1/15	Not Detected	Not Detected	Not Detected	Not Detected
TPE2505	1.50-	141219-112	17/12/2014	19/12/2014	08/01/2015	POS								-		-	-	-								-	-	-	-	-	-	-	-
TPE2549	0.50-	141219-112	17/12/2014	19/12/2014	09/01/2015	POS								-		Not Detected	in Hughes	-								Not Detected	0	Not Detected	8/1/15	Not Detected	Not Detected	Not Detected	Not Detected
TPE2550	0.50-	141219-112	17/12/2014	19/12/2014	09/01/2015	POS								-		Not Detected	Kevin Gill	-								Not Detected	0	Not Detected	9/1/15	Not Detected	Not Detected	Not Detected	Not Detected
TPE2551	0.50-	141219-112	17/12/2014	19/12/2014	09/01/2015	POS								-		Trace	ostlewhite	-								Not Detected	e fibres in soil	Not Detected	9/1/15	Not Detected	Not Detected	Not Detected	Not Detected
TPE2590	0.50-	141219-112	17/12/2014	19/12/2014	09/01/2015	POS								-		Not Detected	ostlewhite	-								Not Detected	0	Not Detected	9/1/15	Not Detected	Not Detected	Not Detected	Not Detected
TPE2591	0.50-	141219-112	17/12/2014	19/12/2014	09/01/2015	POS								-		Not Detected	Kevin Gill	-								Not Detected	0	Not Detected	9/1/15	Not Detected	Not Detected	Not Detected	Not Detected
TPE2592	0.50-	141219-112	17/12/2014	19/12/2014	09/01/2015	POS								-		Not Detected	Sargeant	-								Not Detected	0	Not Detected	8/1/15	Not Detected	Not Detected	Not Detected	Not Detected
TPE2593	0.50-	141219-112	17/12/2014	19/12/2014	09/01/2015	POS								-		Not Detected	ostlewhite	-								Not Detected	0	Not Detected	9/1/15	Not Detected	Not Detected	Not Detected	Not Detected
TPE2594	0.50-	141219-112	17/12/2014	19/12/2014	09/01/2015	POS								-		Not Detected	in Hughes	-								Not Detected	0	Not Detected	8/1/15	Not Detected	Not Detected	Not Detected	Not Detected
TPE2598	0.30-	141217-49	16/12/2014	17/12/2014	10/02/2015	POS								None		Not Detected	in Hughes	N/C				0.0064	<0.001	0.0066		Detected	e fibres in soil	Not Detected	06/01/15	Not Detected	Not Detected	Not Detected	Not Detected
TPE2599	0.50-	141217-49	16/12/2014	17/12/2014	10/02/2015	POS								None		Detected	Sargeant	N/C				0.0038	0.0015	0.0053		Detected	bestos laggin	Not Detected	06/01/15	Not Detected	Not Detected	Not Detected	Not Detected
TPE2599	1.00-	141217-49	16/12/2014	17/12/2014	07/01/2015	POS								-		Not Detected	Sargeant	-								Not Detected	0	Not Detected	06/01/15	Not Detected	Not Detected	Not Detected	Not Detected
TPE2599	1.50-	141217-49	16/12/2014	17/12/2014	07/01/2015	POS								-		-	-	-								-	-	-	-	-	-	-	-
TPE2640	0.50-	141219-112	17/12/2014	19/12/2014	09/01/2015	POS								-		Not Detected	Sargeant	-								Not Detected	0	Not Detected	8/1/15	Not Detected	Not Detected	Not Detected	Not Detected
TPE2641	0.50-	141219-112	17/12/2014	19/12/2014	09/01/2015	POS								-		Not Detected	ostlewhite	-								Not Detected	0	Not Detected	9/1/15	Not Detected	Not Detected	Not Detected	Not Detected
TPE2642	0.50-	141219-112	17/12/2014	19/12/2014	09/01/2015	POS								-		Not Detected	in Hughes	-								Not Detected	0	Not Detected	8/1/15	Not Detected	Not Detected	Not Detected	Not Detected
TPE2643	1.00-	141213-29	12/12/2014	13/12/2014	06/01/2015	POS								-		Not Detected	n Cotterell	-								Not Detected	0	Not Detected	05/01/15	Not Detected	Not Detected	Not Detected	Not Detected
TPE2644	0.50-	141213-29	12/12/2014	13/12/2014	06/01/2015	POS								-		Not Detected	n Cotterell	-								Not Detected	0	Not Detected	06/01/15	Not Detected	Not Detected	Not Detected	Not Detected
TPE2694	0.50-	141213-29	12/12/2014	13/12/2014	06/01/2015	POS								-		Not Detected	Sargeant	-								Not Detected	0	Not Detected	05/01/15	Not Detected	Not Detected	Not Detected	Not Detected
TPE2695	0.50-	141213-29	12/12/2014	13/12/2014	06/01/2015	POS								-		Not Detected	Sargeant	-								Not Detected	0	Not Detected	05/01/15	Not Detected	Not Detected	Not Detected	Not Detected
TPE2695	1.50-	141213-29	12/12/2014	13/12/2014	05/01/2015	POS								-		-	-	-								-	-	-	-	-	-	-	-
TPE2696	1.00-	141213-29	12/12/2014	13/12/2014	06/01/2015	POS								-		Not Detected	n Cotterell	-								Not Detected	0	Not Detected	06/01/15	Not Detected	Not Detected	Not Detected	Not Detected
TPE2697	0.50-	141213-29	12/12/2014	13/12/2014	06/01/2015	POS								-		Not Detected	Sargeant	-								Not Detected	0	Not Detected	06/01/15	Not Detected	Not Detected	Not Detected	Not Detected
TPE2698	0.30-	141217-49	16/12/2014	17/12/2014	07/01/2015	POS								-		Not Detected	Sargeant	-								Not Detected	0	Not Detected	06/01/15	Not Detected	Not Detected	Not Detected	Not Detected
TPE2699	0.50-	141217-49	16/12/2014	17/12/2014	07/01/2015	POS								-		Not Detected	in Hughes	-								Not Detected	0	Not Detected	06/01/15	Not Detected	Not Detected	Not Detected	Not Detected
TPE2700	0.30-	141217-49	16/12/2014	17/12/2014	10/02/2015	POS								None		Detected	in Hughes	N/C				<0.001	<0.001	<0.001		Not Detected	e fibres in soil	Not Detected	06/01/15	Not Detected	Not Detected	Not Detected	Not Detected
TPE2700	1.50-	141217-49	16/12/2014	17/12/2014	07/01/2015	POS								-		-	-	-								-	-	-	-	-	-	-	-

Monitor Phase 68

Sample Descr	Sample Depth	SDG ID.	Date Sampled	Date Received	Date Complete	Commercial >1m RBSL POS >1m RBSL	Actinolite*	Amosite*	Anthophyllite*	Chrysotile*	Crocidolite*	Non-Asbestos Fibres Detected	Tremolite*	Additional Asbestos Components (Using TM048)	Additional Asbestos Components (Using TM048)	Amosite (Brown) Asbestos	Analysed By	Analysts Comments	Analysts Comments	Asbestos Quantification - Detailed Gravimetric - %	Asbestos Quantification - Gravimetric %	Asbestos Quantification - Gravimetric - %	Asbestos Quantification - PCOM Evaluation - %	Asbestos Quantification - Total - %	Asbestos Quantificatio n - Total - %	Chrysotile (White) Asbestos	Comments	Crocidolite (Blue) Asbestos	Date of Analysis	Fibrous Actinolite	Fibrous Anthophyllite	Fibrous Tremolite	Non-Asbestos Fibre
							-	-	-	-	-	-	-	-	-	-	-	-	-	%	%	%	%	%	%	-	-	-	-	-	-	-	-
TPE2748	1.00-	141213-29	12/12/2014	13/12/2014	06/01/2015	POS								-		Not Detected	in Bowron	-					-	-	-	Not Detected		0 Not Detected	06/01/15	Not Detected	Not Detected	Not Detected	Not Detected
TPE2749	0.50-	141213-29	12/12/2014	13/12/2014	06/01/2015	POS								-		Not Detected	in Bowron	-					-	-	-	Not Detected		0 Not Detected	06/01/15	Not Detected	Not Detected	Not Detected	Not Detected
TPE2752	0.50-	141217-49	16/12/2014	17/12/2014	07/01/2015	POS								-		Not Detected	ı Sargeant	-					-	-	-	Not Detected		0 Not Detected	06/01/15	Not Detected	Not Detected	Not Detected	Not Detected
TPE2752	1.50-	141217-49	16/12/2014	17/12/2014	07/01/2015	POS								-		-	-	-					-	-	-	-		-	-	-	-	-	-
TPE2753	0.50-	141217-49	16/12/2014	17/12/2014	07/01/2015	POS								-		Not Detected	ı Sargeant	-					-	-	-	Not Detected		0 Not Detected	06/01/15	Not Detected	Not Detected	Not Detected	Not Detected
TPE2753	1.50-	141217-49	16/12/2014	17/12/2014	07/01/2015	POS								-		-	-	-					-	-	-	-		-	-	-	-	-	-
TPE2799	0.50-	141213-29	12/12/2014	13/12/2014	06/01/2015	POS								-		Not Detected	in Bowron	-					-	-	-	Not Detected		0 Not Detected	06/01/15	Not Detected	Not Detected	Not Detected	Not Detected
TPE2799	1.50-	141213-29	12/12/2014	13/12/2014	05/01/2015	POS								-		-	-	-					-	-	-	-		-	-	-	-	-	-
TPE2800	0.50-	141213-29	12/12/2014	13/12/2014	06/01/2015	POS								-		Not Detected	in Bowron	-					-	-	-	Not Detected		0 Not Detected	06/01/15	Not Detected	Not Detected	Not Detected	Not Detected
TPE2801	0.50-	141213-29	12/12/2014	13/12/2014	06/01/2015	POS								-		Not Detected	n Cotterell	-					-	-	-	Not Detected		0 Not Detected	05/01/15	Not Detected	Not Detected	Not Detected	Not Detected
TPE2801	1.50-	141213-29	12/12/2014	13/12/2014	06/01/2015	POS								-		-	-	-					-	-	-	-		-	-	-	-	-	-
TPE2802	0.50-	141213-29	12/12/2014	13/12/2014	06/01/2015	POS								-		Not Detected	n Cotterell	-					-	-	-	Not Detected		0 Not Detected	05/01/15	Not Detected	Not Detected	Not Detected	Not Detected
TPE2802	1.50-	141213-29	12/12/2014	13/12/2014	06/01/2015	POS								-		-	-	-					-	-	-	-		-	-	-	-	-	-
TPE2845	0.50-	141213-29	12/12/2014	13/12/2014	06/01/2015	POS								-		Not Detected	n Cotterell	-					-	-	-	Not Detected		0 Not Detected	05/01/15	Not Detected	Not Detected	Not Detected	Not Detected
TPE2845	1.50-	141213-29	12/12/2014	13/12/2014	06/01/2015	POS								-		-	-	-					-	-	-	-		-	-	-	-	-	-
TPE2847	0.50-	141213-29	12/12/2014	13/12/2014	06/01/2015	POS								-		Not Detected	ı Sargeant	-					-	-	-	Not Detected		0 Not Detected	05/01/15	Not Detected	Not Detected	Not Detected	Not Detected
TPE2847	1.50-	141213-29	12/12/2014	13/12/2014	06/01/2015	POS								-		-	-	-					-	-	-	-		-	-	-	-	-	-
TPE2881	0.50-	141213-29	12/12/2014	13/12/2014	06/01/2015	POS								-		Not Detected	n Cotterell	-					-	-	-	Not Detected		0 Not Detected	05/01/15	Not Detected	Not Detected	Not Detected	Not Detected
TPE2881	1.50-	141213-29	12/12/2014	13/12/2014	06/01/2015	POS								-		-	-	-					-	-	-	-		-	-	-	-	-	-
TPE2883	0.50-	141213-29	12/12/2014	13/12/2014	06/01/2015	POS								-		Not Detected	n Cotterell	-					-	-	-	Not Detected		0 Not Detected	05/01/15	Not Detected	Not Detected	Not Detected	Not Detected
TPE2883	1.50-	141213-29	12/12/2014	13/12/2014	06/01/2015	POS								-		-	-	-					-	-	-	-		-	-	-	-	-	-
TPE2884	0.50-	141213-29	12/12/2014	13/12/2014	06/01/2015	POS								-		Not Detected	ı Sargeant	-					-	-	-	Not Detected		0 Not Detected	05/01/15	Not Detected	Not Detected	Not Detected	Not Detected
TPE2884	1.50-	141213-29	12/12/2014	13/12/2014	06/01/2015	POS								-		-	-	-					-	-	-	-		-	-	-	-	-	-
TPE2926	0.50-	141213-29	12/12/2014	13/12/2014	06/01/2015	POS								-		Not Detected	in Bowron	-					-	-	-	Not Detected		0 Not Detected	06/01/15	Not Detected	Not Detected	Not Detected	Not Detected
TPE2926	1.50-	141213-29	12/12/2014	13/12/2014	05/01/2015	POS								-		-	-	-					-	-	-	-		-	-	-	-	-	-
TPE2927	0.50-	141213-29	12/12/2014	13/12/2014	06/01/2015	POS								-		Not Detected	n Cotterell	-					-	-	-	Not Detected		0 Not Detected	05/01/15	Not Detected	Not Detected	Not Detected	Not Detected
TPE2927	1.50-	141213-29	12/12/2014	13/12/2014	05/01/2015	POS								-		-	-	-					-	-	-	-		-	-	-	-	-	-
TPE2928	0.50-	141213-29	12/12/2014	13/12/2014	06/01/2015	POS								-		Not Detected	n Cotterell	-					-	-	-	Not Detected		0 Not Detected	05/01/15	Not Detected	Not Detected	Not Detected	Not Detected
TPE2928	1.50-	141213-29	12/12/2014	13/12/2014	06/01/2015	POS								-		-	-	-					-	-	-	-		-	-	-	-	-	-
TPE2928	2.00-	141213-29	12/12/2014	13/12/2014	06/01/2015	POS								-		-	-	-					-	-	-	-		-	-	-	-	-	-
TPE2964	0.50-	141213-29	12/12/2014	13/12/2014	06/01/2015	POS								-		Not Detected	ı Sargeant	-					-	-	-	Not Detected		0 Not Detected	06/01/15	Not Detected	Not Detected	Not Detected	Not Detected
TPE2964	1.50-	141213-29	12/12/2014	13/12/2014	05/01/2015	POS								-		-	-	-					-	-	-	-		-	-	-	-	-	-
TPE2965	0.50-	141213-29	12/12/2014	13/12/2014	06/01/2015	POS								-		Not Detected	n Cotterell	-					-	-	-	Not Detected		0 Not Detected	05/01/15	Not Detected	Not Detected	Not Detected	Not Detected
TPE2965	1.50-	141213-29	12/12/2014	13/12/2014	06/01/2015	POS								-		-	-	-					-	-	-	-		-	-	-	-	-	-
TPE3010	0.50-	141215-5	11/12/2014	15/12/2014	06/01/2015	POS								-		Not Detected	in Hughes	-					-	-	-	Not Detected		0 Not Detected	06/01/2015	Not Detected	Not Detected	Not Detected	Not Detected
TPE3011	0.50-	141215-5	11/12/2014	15/12/2014	06/01/2015	POS								-		Not Detected	ı Sargeant	-					-	-	-	Not Detected		0 Not Detected	06/01/2015	Not Detected	Not Detected	Not Detected	Not Detected
TPE3012	0.50-	141215-5	11/12/2014	15/12/2014	06/01/2015	POS								-		Not Detected	in Hughes	-					-	-	-	Not Detected		0 Not Detected	06/01/2015	Not Detected	Not Detected	Not Detected	Not Detected
TPE3053	0.50-	141215-5	11/12/2014	15/12/2014	06/01/2015	POS								-		Not Detected	ı Rawlings	-					-	-	-	Not Detected		0 Not Detected	06/01/2015	Not Detected	Not Detected	Not Detected	Not Detected
TPE3054	0.50-	141215-5	11/12/2014	15/12/2014	06/01/2015	POS								-		Not Detected	ı Sargeant	-					-	-	-	Not Detected		0 Not Detected	06/01/2015	Not Detected	Not Detected	Not Detected	Not Detected
TPE3056	1.00-	141215-5	11/12/2014	15/12/2014	06/01/2015	POS								-		Not Detected	in Hughes	-					-	-	-	Not Detected		0 Not Detected	06/01/2015	Not Detected	Not Detected	Not Detected	Not Detected
TPE3094	0.50-	141215-5	11/12/2014	15/12/2014	06/01/2015	POS								-		Not Detected	awlikowski	-					-	-	-	Not Detected		0 Not Detected	06/01/2015	Not Detected	Not Detected	Not Detected	Not Detected
TPE3094	1.50-	141215-5	11/12/2014	15/12/2014	06/01/2015	POS								-		-	-	-					-	-	-	-		-	-	-	-	-	-
TPE3095	0.50-	141215-5	11/12/2014	15/12/2014	06/01/2015	POS								-		Not Detected	awlikowski	-					-	-	-	Not Detected		0 Not Detected	06/01/2015	Not Detected	Not Detected	Not Detected	Not Detected
TPE3095	1.50-	141215-5	11/12/2014	15/12/2014	06/01/2015	POS								-		-	-	-					-	-	-	-		-	-	-	-	-	-
TPE3096	0.50-	141215-5	11/12/2014	15/12/2014	06/01/2015	POS								-		Not Detected	n Cotterell	-					-	-	-	Not Detected		0 Not Detected	06/01/2015	Not Detected	Not Detected	Not Detected	Not Detected
TPE3097	0.50-	141215-5	11/12/2014	15/12/2014	06/01/2015	POS								-		Not Detected	n Cotterell	-					-	-	-	Not Detected		0 Not Detected	06/01/2015	Not Detected	Not Detected	Not Detected	Not Detected
TPE3141	0.50-	141215-5	11/12/2014	15/12/2014	06/01/2015	POS								-		Not Detected	Kevin Gill	-					-	-	-	Not Detected		0 Not Detected	29/12/14	Not Detected	Not Detected	Not Detected	Not Detected
TPE3188	1.00-	141215-5	11/12/2014	15/12/2014	06/01/2015	POS								-		Not Detected	ı Rawlings	-					-	-	-	Not Detected		0 Not Detected	06/01/2015	Not Detected	Not Detected	Not Detected	Not Detected
TPE2602	0.30-	150219-78	16/02/2015	19/02/2015	08/04/2015	POS								None		Not Detected	in Hughes	N/C			<0.001	<0.001		<0.001	Detected	e fibres in soil		Not Detected	9/3/15	Not Detected	Not Detected	Not Detected	Not Detected
TPE2602	1.50-	150219-78	16/02/2015	19/02/2015	08/03/2015	POS								-		-	-	-			-	-		-	-	-		-	-	-	-	-	-
TPE2602	2.30-	150219-78	16/02/2015	19/02/2015	08/03/2015	POS								-		-	-	-			-	-		-	-	-		-	-	-	-	-	-
TPE3143	0.80-	150212-8	11/02/2015	12/02/2015	16/04/2015	POS								None		Not Detected	in Hughes	N/C			0.0069	0.0018		0.0087	Detected	e fibres in soil		Detected	25/02/15	Not Detected	Not Detected	Not Detected	Not Detected
TPE3143	1.80-	150212-8	11/02/2015	12/02/2015	25/02/2015	POS								-		-	-	-			-	-		-	-	-		-	-	-	-	-	-
TPE3013	0.50-	150302-28	26/02/2015	02/03/2015	24/03/2015	POS										Not Detected	in Hughes									Not Detected		0 Not Detected	24/3/15	Not Detected	Not Detected	Not Detected	Not Detected
TPE3013	1.50-	150302-28	26/02/2015	02/03/2015	24/03/2015	POS										-	-									-		-	-	-	-	-	-
TPE3013	2.50-	150302-28	26/02/2015	02/03/2015	23/03/2015	POS										-	-									-		-	-	-	-	-	-
TPE3013	3.50-	150302-28	26/02/2015	02/03/2015	23/03/2015	POS										-	-									-		-	-	-	-	-	-
TPE3013	4.50-	150302-28	26/02/2015	02/03/2015	23/03/2015	POS										-	-									-		-	-	-	-	-	-

Appendix D. Laboratory Analytical Results – Remedial Works

ALcontrol Laboratories

Unit 7-8 Hawarden Business Park
Manor Road (off Manor Lane)
Hawarden
Deeside
CH5 3US
Tel: (01244) 528700
Fax: (01244) 528701
email: mkt@alcontrol.com
Website: www.alcontrol.com

Atkins Global Ltd
Project Jonah site office
Llan Coed House
Suite 24
Coed Darcy
Llandarcy
SA10 6HJ

Attention: Dan Hopkins

CERTIFICATE OF ANALYSIS

Date:	13 August 2015
Customer:	H_ATKINS_LDC
Sample Delivery Group (SDG):	150731-114
Your Reference:	MP68 pipe validation
Location:	CD
Report No:	325255

We received 6 samples on Friday July 31, 2015 and 6 of these samples were scheduled for analysis which was completed on Thursday August 13, 2015. Accredited laboratory tests are defined within the report, but opinions, interpretations and on-site data expressed herein are outside the scope of ISO 17025 accreditation.

Should this report require incorporation into client reports, it must be used in its entirety and not simply with the data sections alone.

All chemical testing (unless subcontracted) is performed at ALcontrol Hawarden Laboratories.

Approved By:



Sonia McWhan

Operations Manager

Alcontrol Laboratories is a trading division of ALcontrol UK Limited
Registered Office: Units 7 & 8 Hawarden Business Park, Manor Road, Hawarden, Deeside, CH5 3US. Registered in England and Wales No.

CERTIFICATE OF ANALYSIS

SDG:	150731-114	**Location:**	CD	**Order Number:**	CD1319
Job:	H_ATKINS_LDC-417	**Customer:**	Atkins Global Ltd	**Report Number:**	325255
Client Reference:	MP68 pipe validation	**Attention:**	Dan Hopkins	**Superseded Report:**	

Received Sample Overview

Lab Sample No(s)	Customer Sample Ref.	AGS Ref.	Depth (m)	Sampled Date
11817205	TPE2844_pipe 4		1.90 - 1.90	30/07/2015
11817211	TPE3394_pipe 1		1.70 - 1.70	30/07/2015
11817215	TPE3394_pipe 2		1.90 - 1.90	30/07/2015
11817219	TPE3394_pipe 3		2.20 - 2.20	30/07/2015
11817223	TPE3394_pipe 4		2.30 - 2.30	30/07/2015
11817234	TPE3394_pipe 5		3.00 - 3.00	30/07/2015

Only received samples which have had analysis scheduled will be shown on the following pages.

CERTIFICATE OF ANALYSIS

SDG:	150731-114	**Location:**	CD	**Order Number:**	CD1319
Job:	H_ATKINS_LDC-417	**Customer:**	Atkins Global Ltd	**Report Number:**	325255
Client Reference:	MP68 pipe validation	**Attention:**	Dan Hopkins	**Superseded Report:**	

SOLID

Results Legend

X **Test**

N **No Determination Possible**

			Lab Sample No(s)	Customer Sample Reference	AGS Reference	Depth (m)	Container
			11817205	TPE2844_pipe 4		1.90 - 1.90	250g Amber Jar (AL
							60g VOC (ALE215)
			11817211	TPE3394_pipe 1		1.70 - 1.70	250g Amber Jar (AL
							60g VOC (ALE215)
			11817215	TPE3394_pipe 2		1.90 - 1.90	250g Amber Jar (AL
							60g VOC (ALE215)
			11817219	TPE3394_pipe 3		2.20 - 2.20	250g Amber Jar (AL
							60g VOC (ALE215)
			11817223	TPE3394_pipe 4		2.30 - 2.30	250g Amber Jar (AL
							60g VOC (ALE215)
			11817234	TPE3394_pipe 5		3.00 - 3.00	250g Amber Jar (AL
							60g VOC (ALE215)
EPH CWG (Aliphatic) GC (S)	All	NDPs: 0 Tests: 6	X		X		X		X		X	
EPH CWG (Aromatic) GC (S)	All	NDPs: 0 Tests: 6	X		X		X		X		X	
GRO by GC-FID (S)	All	NDPs: 0 Tests: 6		X		X		X		X		X
PAH by GCMS	All	NDPs: 0 Tests: 6	X		X		X		X		X	
Sample description	All	NDPs: 0 Tests: 6	X		X		X		X		X	
TPH CWG GC (S)	All	NDPs: 0 Tests: 6	X		X		X		X		X	

CERTIFICATE OF ANALYSIS

SDG:	150731-114	**Location:**	CD	**Order Number:**	CD1319
Job:	H_ATKINS_LDC-417	**Customer:**	Atkins Global Ltd	**Report Number:**	325255
Client Reference:	MP68 pipe validation	**Attention:**	Dan Hopkins	**Superseded Report:**	

Sample Descriptions

Grain Sizes

very fine	<0.063mm	fine	0.063mm - 0.1mm	medium	0.1mm - 2mm	coarse	2mm - 10mm	very coarse	>10mm

Lab Sample No(s)	Customer Sample Ref.	Depth (m)	Colour	Description	Grain size	Inclusions	Inclusions 2
11817205	TPE2844_pipe 4	1.90 - 1.90	Dark Brown	Loamy Sand	0.1 - 2 mm	Vegetation	Stones
11817211	TPE3394_pipe 1	1.70 - 1.70	Dark Brown	Sandy Clay Loam	0.1 - 2 mm	Oil/Petroleum	Stones
11817215	TPE3394_pipe 2	1.90 - 1.90	Dark Brown	Sandy Loam	0.1 - 2 mm	Stones	Vegetation
11817219	TPE3394_pipe 3	2.20 - 2.20	Dark Brown	Loamy Sand	0.1 - 2 mm	Oil/Petroleum	Stones
11817223	TPE3394_pipe 4	2.30 - 2.30	Dark Brown	Loamy Sand	0.1 - 2 mm	Vegetation	Stones
11817234	TPE3394_pipe 5	3.00 - 3.00	Dark Brown	Sandy Clay Loam	0.1 - 2 mm	Vegetation	Stones

These descriptions are only intended to act as a cross check if sample identities are questioned, and to provide a log of sample matrices with respect to MCERTS validation. They are not intended as full geological descriptions.

We are accredited to MCERTS for sand, clay and loam/topsoil, or any of these materials - whether these are derived from naturally ocurring soil profiles, or from fill/made ground, as long as these materials constitute the major part of the sample.

Other coarse granular materials such as concrete, gravel and brick are not accredited if they comprise the major part of the sample.

CERTIFICATE OF ANALYSIS

SDG:	150731-114	**Location:**	CD	**Order Number:**	CD1319
Job:	H_ATKINS_LDC-417	**Customer:**	Atkins Global Ltd	**Report Number:**	325255
Client Reference:	MP68 pipe validation	**Attention:**	Dan Hopkins	**Superseded Report:**	

Results Legend

#	ISO17025 accredited.
M	*m*CERTS accredited.
aq	Aqueous / settled sample.
diss.filt	Dissolved / filtered sample.
tot.unfilt	Total / unfiltered sample.
*	Subcontracted test.
**	% recovery of the surrogate standard to check the efficiency of the method. The results of individual compounds within samples aren't corrected for the recovery
(F)	Trigger breach confirmed
1-5&+§@	Sample deviation (see appendix)

Component	LOD/Units	Method	Customer Sample R	TPE2844_pipe 4	TPE3394_pipe 1	TPE3394_pipe 2	TPE3394_pipe 3	TPE3394_pipe 4	TPE3394_pipe 5
			Depth (m)	1.90 - 1.90	1.70 - 1.70	1.90 - 1.90	2.20 - 2.20	2.30 - 2.30	3.00 - 3.00
			Sample Type	Soil/Solid	Soil/Solid	Soil/Solid	Soil/Solid	Soil/Solid	Soil/Solid
			Date Sampled	30/07/2015	30/07/2015	30/07/2015	30/07/2015	30/07/2015	30/07/2015
			Sample Time	.	.	.	.	.	.
			Date Received	31/07/2015	31/07/2015	31/07/2015	31/07/2015	31/07/2015	31/07/2015
			SDG Ref	150731-114	150731-114	150731-114	150731-114	150731-114	150731-114
			Lab Sample No.(s)	11817205	11817211	11817215	11817219	11817223	11817234
			AGS Reference						
Moisture Content Ratio (% of as received sample)	%	PM024		16	16	9.6	18	12	13

CERTIFICATE OF ANALYSIS

SDG:	150731-114	**Location:**	CD	**Order Number:**	CD1319
Job:	H_ATKINS_LDC-417	**Customer:**	Atkins Global Ltd	**Report Number:**	325255
Client Reference:	MP68 pipe validation	**Attention:**	Dan Hopkins	**Superseded Report:**	

PAH by GCMS

Results Legend	
#	ISO17025 accredited.
M	*m*CERTS accredited.
aq	Aqueous / settled sample.
diss.filt	Dissolved / filtered sample.
tot.unfilt	Total / unfiltered sample.
*	Subcontracted test.
**	% recovery of the surrogate standard to check the efficiency of the method. The results of individual compounds within samples aren't corrected for the recovery
(F)	Trigger breach confirmed
1-5&+§@	Sample deviation (see appendix)

Component	LOD/Units	Method	Customer Sample R	TPE2844_pipe 4	TPE3394_pipe 1	TPE3394_pipe 2	TPE3394_pipe 3	TPE3394_pipe 4	TPE3394_pipe 5
			Depth (m)	1.90 - 1.90	1.70 - 1.70	1.90 - 1.90	2.20 - 2.20	2.30 - 2.30	3.00 - 3.00
			Sample Type	Soil/Solid	Soil/Solid	Soil/Solid	Soil/Solid	Soil/Solid	Soil/Solid
			Date Sampled	30/07/2015	30/07/2015	30/07/2015	30/07/2015	30/07/2015	30/07/2015
			Sample Time	.	.	.	.	.	.
			Date Received	31/07/2015	31/07/2015	31/07/2015	31/07/2015	31/07/2015	31/07/2015
			SDG Ref	150731-114	150731-114	150731-114	150731-114	150731-114	150731-114
			Lab Sample No.(s)	11817205	11817211	11817215	11817219	11817223	11817234
			AGS Reference						
Naphthalene-d8 % recovery**	%	TM218		97.6	122	89.5	99.4	95.1	98.8
Acenaphthene-d10 % recovery**	%	TM218		97.9	130	110	101	102	98.1
Phenanthrene-d10 % recovery**	%	TM218		99.1	126	111	99	117	98.5
Chrysene-d12 % recovery**	%	TM218		100	119	101	99.3	95	102
Perylene-d12 % recovery**	%	TM218		106	120	88.4	106	94.4	107
Naphthalene	<9 µg/kg	TM218		33.4 M	356 M	344 M	1290 M	673 M	118 M
Acenaphthylene	<12 µg/kg	TM218		<12 M	89 M	148 M	<12 M	<12 M	108 M
Acenaphthene	<8 µg/kg	TM218		<8 M	228 M	1150 M	691 M	737 M	273 M
Fluorene	<10 µg/kg	TM218		21.4 M	330 M	911 M	956 M	1080 M	677 M
Phenanthrene	<15 µg/kg	TM218		62.4 M	648 M	1060 M	1730 M	2140 M	1260 M
Anthracene	<16 µg/kg	TM218		26.8 M	408 M	1200 M	618 M	1030 M	345 M
Fluoranthene	<17 µg/kg	TM218		73.2 M	720 M	2490 M	330 M	286 M	106 M
Pyrene	<15 µg/kg	TM218		68.3 M	878 M	2200 M	1160 M	911 M	225 M
Benz(a)anthracene	<14 µg/kg	TM218		56.2 M	344 M	720 M	127 M	67.6 M	35.7 M
Chrysene	<10 µg/kg	TM218		49.5 M	437 M	791 M	259 M	149 M	115 M
Benzo(b)fluoranthene	<15 µg/kg	TM218		83.3 M	397 M	725 M	146 M	67.9 M	72.3 M
Benzo(k)fluoranthene	<14 µg/kg	TM218		39.8 M	173 M	349 M	31.5 M	20.5 M	17.2 M
Benzo(a)pyrene	<15 µg/kg	TM218		72.1 M	290 M	728 M	133 M	41 M	28.8 M
Indeno(1,2,3-cd)pyrene	<18 µg/kg	TM218		55.6 M	222 M	509 M	<18 M	<18 M	<18 M
Dibenzo(a,h)anthracene	<23 µg/kg	TM218		<23 M	81.3 M	154 M	<23 M	<23 M	<23 M
Benzo(g,h,i)perylene	<24 µg/kg	TM218		108 M	270 M	576 M	94.5 M	28 M	<24 M
PAH, Total Detected USEPA 16	<118 µg/kg	TM218		750	5870	14100	7560	7240	3380

CERTIFICATE OF ANALYSIS

SDG:	150731-114	**Location:**	CD	**Order Number:**	CD1319
Job:	H_ATKINS_LDC-417	**Customer:**	Atkins Global Ltd	**Report Number:**	325255
Client Reference:	MP68 pipe validation	**Attention:**	Dan Hopkins	**Superseded Report:**	

TPH CWG (S)

Results Legend	
#	ISO17025 accredited.
M	*m*CERTS accredited.
aq	Aqueous / settled sample.
diss.filt	Dissolved / filtered sample.
tot.unfilt	Total / unfiltered sample.
*	Subcontracted test.
**	% recovery of the surrogate standard to check the efficiency of the method. The results of individual compounds within samples aren't corrected for the recovery
(F)	Trigger breach confirmed
1-5&+§@	Sample deviation (see appendix)

Component	LOD/Units	Method	Customer Sample R	TPE2844_pipe 4	TPE3394_pipe 1	TPE3394_pipe 2	TPE3394_pipe 3	TPE3394_pipe 4	TPE3394_pipe 5
			Depth (m)	1.90 - 1.90	1.70 - 1.70	1.90 - 1.90	2.20 - 2.20	2.30 - 2.30	3.00 - 3.00
			Sample Type	Soil/Solid	Soil/Solid	Soil/Solid	Soil/Solid	Soil/Solid	Soil/Solid
			Date Sampled	30/07/2015	30/07/2015	30/07/2015	30/07/2015	30/07/2015	30/07/2015
			Sample Time	.	.	.	.	.	.
			Date Received	31/07/2015	31/07/2015	31/07/2015	31/07/2015	31/07/2015	31/07/2015
			SDG Ref	150731-114	150731-114	150731-114	150731-114	150731-114	150731-114
			Lab Sample No.(s)	11817205	11817211	11817215	11817219	11817223	11817234
			AGS Reference						
GRO Surrogate % recovery**	%	TM089		71	60	60	162	91	77
GRO TOT (Moisture Corrected)	<44 µg/kg	TM089		<176 M	9760 M	61400 M	2720000 3 M	309000 M	26700 M
Methyl tertiary butyl ether (MTBE)	<5 µg/kg	TM089		<20 M	<20 M	<20 M	<100 M	<20 M	<20 M
Benzene	<10 µg/kg	TM089		<40 M	<40 M	<40 M	406 M	54.2 M	<40 M
Toluene	<2 µg/kg	TM089		<8 M	<8 M	<8 M	<40 M	<8 M	<8 M
Ethylbenzene	<3 µg/kg	TM089		<12 M	<12 M	<12 M	<60 M	<12 M	<12 M
m,p-Xylene	<6 µg/kg	TM089		<24 M	<24 M	<24 M	<120 M	<24 M	<24 M
o-Xylene	<3 µg/kg	TM089		<12 M	<12 M	<12 M	<60 M	<12 M	<12 M
sum of detected mpo xylene by GC	<9 µg/kg	TM089		<9	<9	<9	<9	<9	<9
sum of detected BTEX by GC	<24 µg/kg	TM089		<24	<24	<24	406	54.2	<24
Aliphatics >C5-C6	<10 µg/kg	TM089		<40	<40	<40	12900 3	3040	285
Aliphatics >C6-C8	<10 µg/kg	TM089		<40	206	1130	274000 3	26700	989
Aliphatics >C8-C10	<10 µg/kg	TM089		<40	1150	15200	931000 3	98700	4190
Aliphatics >C10-C12	<10 µg/kg	TM089		<40	4570	21000	528000 3	68600	11000
Aliphatics >C12-C16	<100 µg/kg	TM173		5910	176000	170000	867000	724000	391000
Aliphatics >C16-C21	<100 µg/kg	TM173		41900	252000	247000	863000	794000	527000
Aliphatics >C21-C35	<100 µg/kg	TM173		86300	447000	524000	1440000	702000	766000
Aliphatics >C35-C44	<100 µg/kg	TM173		21900	277000	160000	479000	140000	235000
Total Aliphatics >C12-C44	<100 µg/kg	TM173		156000	1150000	1100000	3650000	2360000	1920000
Aromatics >EC5-EC7	<10 µg/kg	TM089		<40	<40	<40	406 3	54.2	<40
Aromatics >EC7-EC8	<10 µg/kg	TM089		<40	<40	<40	<200 3	<40	<40
Aromatics >EC8-EC10	<10 µg/kg	TM089		<40	768	10100	621000 3	65800	2800
Aromatics >EC10-EC12	<10 µg/kg	TM089		<40	3050	14000	352000 3	45700	7360
Aromatics >EC12-EC16	<100 µg/kg	TM173		1050	12100	34400	133000	384000	121000
Aromatics >EC16-EC21	<100 µg/kg	TM173		8440	49400	117000	303000	844000	245000
Aromatics >EC21-EC35	<100 µg/kg	TM173		89500	204000	372000	936000	1100000	520000
Aromatics >EC35-EC44	<100 µg/kg	TM173		72900	151000	173000	466000	351000	221000
Aromatics >EC40-EC44	<100 µg/kg	TM173		29100	70200	64800	191000	133000	87900
Total Aromatics >EC12-EC44	<100 µg/kg	TM173		172000	417000	696000	1840000	2680000	1110000
Total Aliphatics & Aromatics >C5-C44	<100 µg/kg	TM173		328000	1580000	1860000	8210000	5420000	3050000

CERTIFICATE OF ANALYSIS

SDG:	150731-114	**Location:**	CD	**Order Number:**	CD1319
Job:	H_ATKINS_LDC-417	**Customer:**	Atkins Global Ltd	**Report Number:**	325255
Client Reference:	MP68 pipe validation	**Attention:**	Dan Hopkins	**Superseded Report:**	

Table of Results - Appendix

Method No	Reference	Description	Wet/Dry Sample [1]	Surrogate Corrected
PM024	Modified BS 1377	Soil preparation including homogenisation, moisture screens of soils for Asbestos Containing Material		
TM089	Modified: US EPA Methods 8020 & 602	Determination of Gasoline Range Hydrocarbons (GRO) and BTEX (MTBE) compounds by Headspace GC-FID (C4-C12)		
TM173	Analysis of Petroleum Hydrocarbons in Environmental Media – Total Petroleum Hydrocarbon Criteria	Determination of Speciated Extractable Petroleum Hydrocarbons in Soils by GC-FID		
TM218	Microwave extraction – EPA method 3546	Microwave extraction - EPA method 3546		

[1] Applies to Solid samples only. DRY indicates samples have been dried at 35°C. NA = not applicable.

CERTIFICATE OF ANALYSIS

SDG:	150731-114	**Location:**	CD	**Order Number:**	CD1319
Job:	H_ATKINS_LDC-417	**Customer:**	Atkins Global Ltd	**Report Number:**	325255
Client Reference:	MP68 pipe validation	**Attention:**	Dan Hopkins	**Superseded Report:**	

Test Completion Dates

Lab Sample No(s)	11817205	11817211	11817215	11817219	11817223	11817234
Customer Sample Ref.	TPE2844_pipe 4	TPE3394_pipe 1	TPE3394_pipe 2	TPE3394_pipe 3	TPE3394_pipe 4	TPE3394_pipe 5
AGS Ref.						
Depth	1.90 - 1.90	1.70 - 1.70	1.90 - 1.90	2.20 - 2.20	2.30 - 2.30	3.00 - 3.00
Type	SOLID	SOLID	SOLID	SOLID	SOLID	SOLID
EPH CWG (Aliphatic) GC (S)	11-Aug-2015	11-Aug-2015	11-Aug-2015	11-Aug-2015	12-Aug-2015	11-Aug-2015
EPH CWG (Aromatic) GC (S)	11-Aug-2015	11-Aug-2015	11-Aug-2015	11-Aug-2015	12-Aug-2015	11-Aug-2015
GRO by GC-FID (S)	12-Aug-2015	12-Aug-2015	12-Aug-2015	12-Aug-2015	12-Aug-2015	12-Aug-2015
PAH by GCMS	12-Aug-2015	11-Aug-2015	12-Aug-2015	11-Aug-2015	12-Aug-2015	12-Aug-2015
Sample description	06-Aug-2015	06-Aug-2015	06-Aug-2015	06-Aug-2015	06-Aug-2015	06-Aug-2015
TPH CWG GC (S)	12-Aug-2015	12-Aug-2015	12-Aug-2015	12-Aug-2015	13-Aug-2015	12-Aug-2015

SDG:	150731-114	**Location:**	CD	**Order Number:**	CD1319
Job:	H_ATKINS_LDC-417	**Customer:**	Atkins Global Ltd	**Report Number:**	325255
Client Reference:	MP68 pipe validation	**Attention:**	Dan Hopkins	**Superseded Report:**	

Appendix

General

1. Results are expressed on a dry weight basis (dried at 35ºC) for all soil analyses except for the following: NRA and CEN Leach tests, flash point LOI, pH, ammonium as NH4 by the BRE method, VOC TICS and SVOC TICS.

2. Samples will be run in duplicate upon request, but an additional charge may be incurred.

3. If sufficient sample is received a sub sample will be retained free of charge for 30 days after analysis is completed (e-mailed) for all sample types unless the sample is destroyed on testing. The prepared soil sub sample that is analysed for asbestos will be retained for a period of 6 months after the analysis date. All bulk samples will be retained for a period of 6 months after the analysis date. All samples received and not scheduled will be disposed of one month after the date of receipt unless we are instructed to the contrary. Once the initial period has expired, a storage charge will be applied for each month or part thereof until the client cancels the request for sample storage. ALcontrol Laboratories reserve the right to charge for samples received and stored but not analysed.

4. With respect to turnaround, we will always endeavour to meet client requirements wherever possible, but turnaround times cannot be absolutely guaranteed due to so many variables beyond our control.

5. We take responsibility for any test performed by sub-contractors (marked with an asterisk). We endeavour to use UKAS/MCERTS Accredited Laboratories, who either complete a quality questionnaire or are audited by ourselves. For some determinands there are no UKAS/MCERTS Accredited Laboratories, in this instance a laboratory with a known track record will be utilised.

6. When requested, the individual sub sample scheduled will be analysed in house for the presence of asbestos fibres and asbestos containing material by our documented in house method TM048 based on HSG 248 (2005), which is accredited to ISO17025. If a specific asbestos fibre type is not found this will be reported as “Not detected”. If no asbestos fibre types are found all will be reported as “Not detected” and the sub sample analysed deemed to be clear of asbestos. If an asbestos fibre type is found it will be reported as detected (for each fibre type found). Testing can be carried out on asbestos positive samples, but, due to Health and Safety considerations, may be replaced by alternative tests or reported as No Determination Possible. The quantity of asbestos present is not determined unless specifically requested.

7. If no separate volatile sample is supplied by the client, or if a headspace or sediment is present in the volatile sample, the integrity of the data may be compromised. This will be flagged up as an invalid VOC on the test schedule and the result marked as deviating on the test certificate.

8. If appropriate preserved bottles are not received preservation will take place on receipt. However, the integrity of the data may be compromised.

9. NDP -No determination possible due to insufficient/unsuitable sample.

10. Metals in water are performed on a filtered sample, and therefore represent dissolved metals -total metals must be requested separately.

11. Results relate only to the items tested.

12. LODs for wet tests reported on a dry weight basis are not corrected for moisture content.

13. **Surrogate recoveries** - Surrogates are added to your sample to monitor recovery of the test requested. A % recovery is reported, results are not corrected for the recovery measured. Typical recoveries for organics tests are 70-130%, they are generally wider for volatiles analysis, 50-150%. Recoveries in soils are affected by organic rich or clay rich matrices. Waters can be affected by remediation fluids or high amounts of sediment. Test results are only ever reported if all of the associated quality checks pass; it is assumed that all recoveries outside of the values above are due to matrix affect.

14. **Product analyses** -Organic analyses on products can only be semi-quantitative due to the matrix effects and high dilution factors employed.

15. Phenols monohydric by HPLC include phenol, cresols (2-Methylphenol, 3-Methylphenol and 4-Methylphenol) and Xylenols (2,3 Dimethylphenol, 2,4 Dimethylphenol, 2,5 Dimethylphenol, 2,6 Dimethylphenol, 3,4 Dimethyphenol, 3,5 Dimethylphenol).

16. Total of 5 speciated phenols by HPLC includes Phenol, 2,3,5-Trimethyl Phenol, 2-Isopropylphenol, Cresols and Xylenols (as detailed in 15).

17. Stones/debris are not routinely removed. We always endeavour to take a representative sub sample from the received sample.

18. In certain circumstances the method detection limit may be elevated due to the sample being outside the calibration range. Other factors that may contribute to this include possible interferences. In both cases the sample would be diluted which would cause the method detection limit to be raised.

19. Mercury results quoted on soils will not include volatile mercury as the analysis is performed on a dried and crushed sample.

20. For the BSEN 12457-3 two batch process to allow the cumulative release to be calculated, the volume of the leachate produced is measured and filtered for all tests. We therefore cannot carry out any unfiltered analysis. The tests affected include volatiles GCFID/GCMS and all subcontracted analysis.

21. For all leachate preparations (NRA, DIN, TCLP, BSEN 12457-1, 2, 3) volatile loss may occur, as we do not employ zero headspace extraction.

22. We are accredited to MCERTS for sand, clay and loam/topsoil, or any of these materials - whether these are derived from naturally occurring soil profiles, or from fill/made ground, as long as these materials constitute the major part of the sample. Other coarse granular material such as concrete, gravel and brick are not accredited if they comprise the major part of the sample.

23. Analysis and identification of specific compounds using GCFID is by retention time only, and we routinely calibrate and quantify for benzene, toluene, ethylbenzenes and xylenes (BTEX). For total volatiles in the C5-C12 range, the total area of the chromatogram is integrated and expressed as ug/kg or ug/l. Although this analysis is commonly used for the quantification of gasoline range organics (GRO), the system will also detect other compounds such as chlorinated solvents, and this may lead to a falsely high result with respect to hydrocarbons only. It is not possible to specifically identify these non-hydrocarbons, as standards are not routinely run for any other compounds, and for more definitive identification, volatiles by GCMS should be utilised.

Sample Deviations

1	Container with Headspace provided for volatiles analysis
2	Incorrect container received
3	Deviation from method
4	Holding time exceeded before sample received
5	Samples exceeded holding time before presevation was performed
§	Sampled on date not provided
♦	Sample holding time exceeded in laboratory
@	Sample holding time exceeded due to sampled on date
&	Sample Holding Time exceeded - Late arrival of instructions.

Asbestos

Identification of Asbestos in Bulk Materials & Soils

The results for identification of asbestos in bulk materials are obtained from supplied bulk materials which have been examined to determine the presence of asbestos fibres using Alcontrol Laboratories (Hawarden) in-house method of transmitted/polarised light microscopy and central stop dispersion staining, based on HSG 248 (2005).

The results for identification of asbestos in soils are obtained from a homogenised sub sample which has been examined to determine the presence of asbestos fibres using Alcontrol Laboratories (Hawarden) in-house method of transmitted/polarised light microscopy and central stop dispersion staining, based on HSG 248 (2005).

Asbestos Type	Common Name
Chrysotile	White Asbestos
Amosite	Brown Asbestos
Crocidolite	Blue Asbestos
Fibrous Actinolite	-
Fibrous Anthophyllite	-
Fibrous Tremolite	-

Visual Estimation Of Fibre Content

Estimation of fibre content is not permitted as part of our UKAS accredited test other than: - Trace - Where only one or two asbestos fibres were identified.

Further guidance on typical asbestos fibre content of manufactured products can be found in HSG 264.

The identification of asbestos containing materials and soils falls within our schedule of tests for which we hold UKAS accreditation, however opinions, interpretations and all other information contained in the report are outside the scope of UKAS accreditation.

ALcontrol Laboratories

Unit 7-8 Hawarden Business Park
Manor Road (off Manor Lane)
Hawarden
Deeside
CH5 3US
Tel: (01244) 528700
Fax: (01244) 528701
email: mkt@alcontrol.com
Website: www.alcontrol.com

Atkins Global Ltd
Project Jonah site office
Llan Coed House
Suite 24
Coed Darcy
Llandarcy
SA10 6HJ

Attention: Jack Lowrie

CERTIFICATE OF ANALYSIS

Date:	06 August 2015
Customer:	H_ATKINS_LDC
Sample Delivery Group (SDG):	150730-120
Your Reference:	Asbestos Test
Location:	Coed Darcy
Report No:	324266

We received 3 samples on Thursday July 30, 2015 and 3 of these samples were scheduled for analysis which was completed on Thursday August 06, 2015. Accredited laboratory tests are defined within the report, but opinions, interpretations and on-site data expressed herein are outside the scope of ISO 17025 accreditation.

Should this report require incorporation into client reports, it must be used in its entirety and not simply with the data sections alone.

All chemical testing (unless subcontracted) is performed at ALcontrol Hawarden Laboratories.

Approved By:



Sonia McWhan

Operations Manager

Alcontrol Laboratories is a trading division of ALcontrol UK Limited
Registered Office: Units 7 & 8 Hawarden Business Park, Manor Road, Hawarden, Deeside, CH5 3US. Registered in England and Wales No.

CERTIFICATE OF ANALYSIS

SDG:	150730-120	**Location:**	Coed Darcy	**Order Number:**	CD1320
Job:	H_ATKINS_LDC-207	**Customer:**	Atkins Global Ltd	**Report Number:**	324266
Client Reference:	Asbestos Test	**Attention:**	Jack Lowrie	**Superseded Report:**	

Received Sample Overview

Lab Sample No(s)	Customer Sample Ref.	AGS Ref.	Depth (m)	Sampled Date
11809199	TPE3376_gasket		0.00 - 0.00	29/07/2015
11809196	TPE3376_wire		0.00 - 0.00	29/07/2015
11809193	TPE3376_wool		0.00 - 0.00	29/07/2015

Only received samples which have had analysis scheduled will be shown on the following pages.

CERTIFICATE OF ANALYSIS

SDG:	150730-120	**Location:**	Coed Darcy	**Order Number:**	CD1320
Job:	H_ATKINS_LDC-207	**Customer:**	Atkins Global Ltd	**Report Number:**	324266
Client Reference:	Asbestos Test	**Attention:**	Jack Lowrie	**Superseded Report:**	

SOLID

Results Legend

X **Test**

N **No Determination Possible**

			Lab Sample No(s)	Customer Sample Reference	AGS Reference	Depth (m)	Container
			11809199	TPE3376_gasket		0.00 - 0.00	400g Tub (ALE214)
			11809196	TPE3376_wire		0.00 - 0.00	400g Tub (ALE214)
			11809193	TPE3376_wool		0.00 - 0.00	400g Tub (ALE214)
Asbestos Identification	All	NDPs: 0 Tests: 3	X	X	X		

CERTIFICATE OF ANALYSIS

SDG:	150730-120	**Location:**	Coed Darcy	**Order Number:**	CD1320
Job:	H_ATKINS_LDC-207	**Customer:**	Atkins Global Ltd	**Report Number:**	324266
Client Reference:	Asbestos Test	**Attention:**	Jack Lowrie	**Superseded Report:**	

Asbestos Identification - Bulk

		Date of Analysis	Analysed by	Comments	Actinolite, Fibrous	Anthophyllite, Fibrous	Asbestos, Amosite (brown)	Asbestos, Chrysotile (white)	Asbestos, Crocidolite (blue)	Non-asbestos fibre	Tremolite, Fibrous
Cust. Sample Ref. Depth (m) Sample Type Date Sampled Date Receieved SDG Original Sample Method Number	TPE3376_gasket 0.00 - 0.00 SOLID 29/07/2015 00:00:00 30/07/2015 14:58:33 150730-120 11809199 TM048	6/8/15	Kevin Hughes	Non asbestos insulation containing Chrysotile contamination	Not Detected (#)	Not Detected (#)	Not Detected (#)	Detected (#)	Not Detected (#)	Detected	Not Detected (#)
Cust. Sample Ref. Depth (m) Sample Type Date Sampled Date Receieved SDG Original Sample Method Number	TPE3376_wire 0.00 - 0.00 SOLID 29/07/2015 00:00:00 30/07/2015 14:58:27 150730-120 11809196 TM048	6/8/15	Kevin Hughes	-	Not Detected (#)	Not Detected (#)	Not Detected (#)	Not Detected (#)	Not Detected (#)	Detected	Not Detected (#)
Cust. Sample Ref. Depth (m) Sample Type Date Sampled Date Receieved SDG Original Sample Method Number	TPE3376_wool 0.00 - 0.00 SOLID 29/07/2015 00:00:00 30/07/2015 14:58:20 150730-120 11809193 TM048	6/8/15	Kevin Hughes	-	Not Detected (#)	Not Detected (#)	Not Detected (#)	Not Detected (#)	Not Detected (#)	Detected	Not Detected (#)

CERTIFICATE OF ANALYSIS

SDG:	150730-120	**Location:**	Coed Darcy	**Order Number:**	CD1320
Job:	H_ATKINS_LDC-207	**Customer:**	Atkins Global Ltd	**Report Number:**	324266
Client Reference:	Asbestos Test	**Attention:**	Jack Lowrie	**Superseded Report:**	

Table of Results - Appendix

Method No	Reference	Description	Wet/Dry Sample [1]	Surrogate Corrected
ASB_PREP				
TM048	HSG 248, Asbestos: The analysts' guide for sampling, analysis and clearance procedures	Identification of Asbestos in Bulk Material		

[1] Applies to Solid samples only. DRY indicates samples have been dried at 35°C. NA = not applicable.

CERTIFICATE OF ANALYSIS

SDG:	150730-120	**Location:**	Coed Darcy	**Order Number:**	CD1320
Job:	H_ATKINS_LDC-207	**Customer:**	Atkins Global Ltd	**Report Number:**	324266
Client Reference:	Asbestos Test	**Attention:**	Jack Lowrie	**Superseded Report:**	

Test Completion Dates

Lab Sample No(s)	11809199	11809196	11809193
Customer Sample Ref.	TPE3376_gasket	TPE3376_wire	TPE3376_wool
AGS Ref.			
Depth	0.00 - 0.00	0.00 - 0.00	0.00 - 0.00
Type	SOLID	SOLID	SOLID
Asbestos Identification	06-Aug-2015	06-Aug-2015	06-Aug-2015

SDG:	150730-120	**Location:**	Coed Darcy	**Order Number:**	CD1320
Job:	H_ATKINS_LDC-207	**Customer:**	Atkins Global Ltd	**Report Number:**	324266
Client Reference:	Asbestos Test	**Attention:**	Jack Lowrie	**Superseded Report:**	

Appendix

General

1. Results are expressed on a dry weight basis (dried at 35ºC) for all soil analyses except for the following: NRA and CEN Leach tests, flash point LOI, pH, ammonium as NH4 by the BRE method, VOC TICS and SVOC TICS.

2. Samples will be run in duplicate upon request, but an additional charge may be incurred.

3. If sufficient sample is received a sub sample will be retained free of charge for 30 days after analysis is completed (e-mailed) for all sample types unless the sample is destroyed on testing. The prepared soil sub sample that is analysed for asbestos will be retained for a period of 6 months after the analysis date. All bulk samples will be retained for a period of 6 months after the analysis date. All samples received and not scheduled will be disposed of one month after the date of receipt unless we are instructed to the contrary. Once the initial period has expired, a storage charge will be applied for each month or part thereof until the client cancels the request for sample storage. ALcontrol Laboratories reserve the right to charge for samples received and stored but not analysed.

4. With respect to turnaround, we will always endeavour to meet client requirements wherever possible, but turnaround times cannot be absolutely guaranteed due to so many variables beyond our control.

5. We take responsibility for any test performed by sub-contractors (marked with an asterisk). We endeavour to use UKAS/MCERTS Accredited Laboratories, who either complete a quality questionnaire or are audited by ourselves. For some determinands there are no UKAS/MCERTS Accredited Laboratories, in this instance a laboratory with a known track record will be utilised.

6. When requested, the individual sub sample scheduled will be analysed in house for the presence of asbestos fibres and asbestos containing material by our documented in house method TM048 based on HSG 248 (2005), which is accredited to ISO17025. If a specific asbestos fibre type is not found this will be reported as “Not detected”. If no asbestos fibre types are found all will be reported as “Not detected” and the sub sample analysed deemed to be clear of asbestos. If an asbestos fibre type is found it will be reported as detected (for each fibre type found). Testing can be carried out on asbestos positive samples, but, due to Health and Safety considerations, may be replaced by alternative tests or reported as No Determination Possible. The quantity of asbestos present is not determined unless specifically requested.

7. If no separate volatile sample is supplied by the client, or if a headspace or sediment is present in the volatile sample, the integrity of the data may be compromised. This will be flagged up as an invalid VOC on the test schedule and the result marked as deviating on the test certificate.

8. If appropriate preserved bottles are not received preservation will take place on receipt. However, the integrity of the data may be compromised.

9. NDP -No determination possible due to insufficient/unsuitable sample.

10. Metals in water are performed on a filtered sample, and therefore represent dissolved metals -total metals must be requested separately.

11. Results relate only to the items tested.

12. LODs for wet tests reported on a dry weight basis are not corrected for moisture content.

13. **Surrogate recoveries** - Surrogates are added to your sample to monitor recovery of the test requested. A % recovery is reported, results are not corrected for the recovery measured. Typical recoveries for organics tests are 70-130%, they are generally wider for volatiles analysis, 50-150%. Recoveries in soils are affected by organic rich or clay rich matrices. Waters can be affected by remediation fluids or high amounts of sediment. Test results are only ever reported if all of the associated quality checks pass; it is assumed that all recoveries outside of the values above are due to matrix affect.

14. **Product analyses** -Organic analyses on products can only be semi-quantitative due to the matrix effects and high dilution factors employed.

15. Phenols monohydric by HPLC include phenol, cresols (2-Methylphenol, 3-Methylphenol and 4-Methylphenol) and Xylenols (2,3 Dimethylphenol, 2,4 Dimethylphenol, 2,5 Dimethylphenol, 2,6 Dimethylphenol, 3,4 Dimethyphenol, 3,5 Dimethylphenol).

16. Total of 5 speciated phenols by HPLC includes Phenol, 2,3,5-Trimethyl Phenol, 2-Isopropylphenol, Cresols and Xylenols (as detailed in 15).

17. Stones/debris are not routinely removed. We always endeavour to take a representative sub sample from the received sample.

18. In certain circumstances the method detection limit may be elevated due to the sample being outside the calibration range. Other factors that may contribute to this include possible interferences. In both cases the sample would be diluted which would cause the method detection limit to be raised.

19. Mercury results quoted on soils will not include volatile mercury as the analysis is performed on a dried and crushed sample.

20. For the BSEN 12457-3 two batch process to allow the cumulative release to be calculated, the volume of the leachate produced is measured and filtered for all tests. We therefore cannot carry out any unfiltered analysis. The tests affected include volatiles GCFID/GCMS and all subcontracted analysis.

21. For all leachate preparations (NRA, DIN, TCLP, BSEN 12457-1, 2, 3) volatile loss may occur, as we do not employ zero headspace extraction.

22. We are accredited to MCERTS for sand, clay and loam/topsoil, or any of these materials - whether these are derived from naturally occurring soil profiles, or from fill/made ground, as long as these materials constitute the major part of the sample. Other coarse granular material such as concrete, gravel and brick are not accredited if they comprise the major part of the sample.

23. Analysis and identification of specific compounds using GCFID is by retention time only, and we routinely calibrate and quantify for benzene, toluene, ethylbenzenes and xylenes (BTEX). For total volatiles in the C5-C12 range, the total area of the chromatogram is integrated and expressed as ug/kg or ug/l. Although this analysis is commonly used for the quantification of gasoline range organics (GRO), the system will also detect other compounds such as chlorinated solvents, and this may lead to a falsely high result with respect to hydrocarbons only. It is not possible to specifically identify these non-hydrocarbons, as standards are not routinely run for any other compounds, and for more definitive identification, volatiles by GCMS should be utilised.

Sample Deviations

1	Container with Headspace provided for volatiles analysis
2	Incorrect container received
3	Deviation from method
4	Holding time exceeded before sample received
5	Samples exceeded holding time before presevation was performed
§	Sampled on date not provided
♦	Sample holding time exceeded in laboratory
@	Sample holding time exceeded due to sampled on date
&	Sample Holding Time exceeded - Late arrival of instructions.

Asbestos

Identification of Asbestos in Bulk Materials & Soils

The results for identification of asbestos in bulk materials are obtained from supplied bulk materials which have been examined to determine the presence of asbestos fibres using Alcontrol Laboratories (Hawarden) in-house method of transmitted/polarised light microscopy and central stop dispersion staining, based on HSG 248 (2005).

The results for identification of asbestos in soils are obtained from a homogenised sub sample which has been examined to determine the presence of asbestos fibres using Alcontrol Laboratories (Hawarden) in-house method of transmitted/polarised light microscopy and central stop dispersion staining, based on HSG 248 (2005).

Asbestos Type	Common Name
Chrysotile	White Asbestos
Amosite	Brown Asbestos
Crocidolite	Blue Asbestos
Fibrous Actinolite	-
Fibrous Anthophyllite	-
Fibrous Tremolite	-

Visual Estimation Of Fibre Content

Estimation of fibre content is not permitted as part of our UKAS accredited test other than: - Trace - Where only one or two asbestos fibres were identified.

Further guidance on typical asbestos fibre content of manufactured products can be found in HSG 264.

The identification of asbestos containing materials and soils falls within our schedule of tests for which we hold UKAS accreditation, however opinions, interpretations and all other information contained in the report are outside the scope of UKAS accreditation.

ALcontrol Laboratories

Unit 7-8 Hawarden Business Park
Manor Road (off Manor Lane)
Hawarden
Deeside
CH5 3US
Tel: (01244) 528700
Fax: (01244) 528701
email: mkt@alcontrol.com
Website: www.alcontrol.com

Atkins Global Ltd
Project Jonah site office
Llan Coed House
Suite 24
Coed Darcy
Llandarcy
SA10 6HJ

Attention: Dan Hopkins

CERTIFICATE OF ANALYSIS

Date:	05 August 2015
Customer:	H_ATKINS_LDC
Sample Delivery Group (SDG):	150728-33
Your Reference:	MP68 pipe validation
Location:	Coed Darcy
Report No:	324054

We received 6 samples on Tuesday July 28, 2015 and 6 of these samples were scheduled for analysis which was completed on Wednesday August 05, 2015. Accredited laboratory tests are defined within the report, but opinions, interpretations and on-site data expressed herein are outside the scope of ISO 17025 accreditation.

Should this report require incorporation into client reports, it must be used in its entirety and not simply with the data sections alone.

All chemical testing (unless subcontracted) is performed at ALcontrol Hawarden Laboratories.

Approved By:



Sonia McWhan

Operations Manager

Alcontrol Laboratories is a trading division of ALcontrol UK Limited
Registered Office: Units 7 & 8 Hawarden Business Park, Manor Road, Hawarden, Deeside, CH5 3US. Registered in England and Wales No.

CERTIFICATE OF ANALYSIS

SDG:	150728-33	**Location:**	Coed Darcy	**Order Number:**	CD1312
Job:	H_ATKINS_LDC-412	**Customer:**	Atkins Global Ltd	**Report Number:**	324054
Client Reference:	MP68 pipe validation	**Attention:**	Dan Hopkins	**Superseded Report:**	

Received Sample Overview

Lab Sample No(s)	Customer Sample Ref.	AGS Ref.	Depth (m)	Sampled Date
11789402	TPE2844_Pipe 1		1.70 - 1.70	27/07/2015
11789408	TPE2844_Pipe 2		1.00 - 1.00	27/07/2015
11789414	TPE2844_Pipe 3		1.00 - 1.00	27/07/2015
11789365	TPE3304_Pipe 7		1.70 - 1.70	27/07/2015
11789370	TPE3304_Pipe 8		2.00 - 2.00	27/07/2015
11789396	TPE3304_Pipe 9		2.00 - 2.00	27/07/2015

Only received samples which have had analysis scheduled will be shown on the following pages.

CERTIFICATE OF ANALYSIS

SDG:	150728-33	**Location:**	Coed Darcy	**Order Number:**	CD1312
Job:	H_ATKINS_LDC-412	**Customer:**	Atkins Global Ltd	**Report Number:**	324054
Client Reference:	MP68 pipe validation	**Attention:**	Dan Hopkins	**Superseded Report:**	

SOLID

Results Legend

X **Test**

N **No Determination Possible**

			Lab Sample No(s)	Customer Sample Reference	AGS Reference	Depth (m)	Container
			11789402	TPE2844_Pipe 1		1.70 - 1.70	250g Amber Jar (AL
			11789408	TPE2844_Pipe 2		1.00 - 1.00	60g VOC (ALE215)
			11789414	TPE2844_Pipe 3		1.00 - 1.00	250g Amber Jar (AL
			11789365	TPE3304_Pipe 7		1.70 - 1.70	60g VOC (ALE215)
			11789370	TPE3304_Pipe 8		2.00 - 2.00	250g Amber Jar (AL
			11789396	TPE3304_Pipe 9		2.00 - 2.00	60g VOC (ALE215)
EPH CWG (Aliphatic) GC (S)	All	NDPs: 0 Tests: 6	X	X	X	X	X	X
EPH CWG (Aromatic) GC (S)	All	NDPs: 0 Tests: 6	X	X	X	X	X	X
GRO by GC-FID (S)	All	NDPs: 0 Tests: 6	X	X	X	X	X	X
PAH by GCMS	All	NDPs: 0 Tests: 6	X	X	X	X	X	X
Sample description	All	NDPs: 0 Tests: 6	X	X	X	X	X	X
TPH CWG GC (S)	All	NDPs: 0 Tests: 6	X	X	X	X	X	X

CERTIFICATE OF ANALYSIS

SDG:	150728-33	**Location:**	Coed Darcy	**Order Number:**	CD1312
Job:	H_ATKINS_LDC-412	**Customer:**	Atkins Global Ltd	**Report Number:**	324054
Client Reference:	MP68 pipe validation	**Attention:**	Dan Hopkins	**Superseded Report:**	

Sample Descriptions

Grain Sizes

very fine	<0.063mm	fine	0.063mm - 0.1mm	medium	0.1mm - 2mm	coarse	2mm - 10mm	very coarse	>10mm

Lab Sample No(s)	Customer Sample Ref.	Depth (m)	Colour	Description	Grain size	Inclusions	Inclusions 2
11789402	TPE2844_Pipe 1	1.70 - 1.70	Dark Brown	Loamy Sand	0.1 - 2 mm	Stones	None
11789408	TPE2844_Pipe 2	1.00 - 1.00	Dark Brown	Loamy Sand	0.1 - 2 mm	Stones	None
11789414	TPE2844_Pipe 3	1.00 - 1.00	Dark Brown	Sandy Silt Loam	0.1 - 2 mm	None	None
11789365	TPE3304_Pipe 7	1.70 - 1.70	Black	Sandy Loam	0.1 - 2 mm	Stones	None
11789370	TPE3304_Pipe 8	2.00 - 2.00	Black	Sandy Loam	0.1 - 2 mm	None	None
11789396	TPE3304_Pipe 9	2.00 - 2.00	Black	Sandy Loam	0.1 - 2 mm	Stones	None

These descriptions are only intended to act as a cross check if sample identities are questioned, and to provide a log of sample matrices with respect to MCERTS validation. They are not intended as full geological descriptions.

We are accredited to MCERTS for sand, clay and loam/topsoil, or any of these materials - whether these are derived from naturally ocurring soil profiles, or from fill/made ground, as long as these materials constitute the major part of the sample.

Other coarse granular materials such as concrete, gravel and brick are not accredited if they comprise the major part of the sample.

CERTIFICATE OF ANALYSIS

SDG:	150728-33	**Location:**	Coed Darcy	**Order Number:**	CD1312
Job:	H_ATKINS_LDC-412	**Customer:**	Atkins Global Ltd	**Report Number:**	324054
Client Reference:	MP68 pipe validation	**Attention:**	Dan Hopkins	**Superseded Report:**	

Results Legend

#	ISO17025 accredited.
M	*m*CERTS accredited.
aq	Aqueous / settled sample.
diss.filt	Dissolved / filtered sample.
tot.unfilt	Total / unfiltered sample.
*	Subcontracted test.
**	% recovery of the surrogate standard to check the efficiency of the method. The results of individual compounds within samples aren't corrected for the recovery
(F)	Trigger breach confirmed
1-5&+§@	Sample deviation (see appendix)

Component	LOD/Units	Method	Customer Sample R	TPE2844_Pipe 1	TPE2844_Pipe 2	TPE2844_Pipe 3	TPE3304_Pipe 7	TPE3304_Pipe 8	TPE3304_Pipe 9
			Depth (m)	1.70 - 1.70	1.00 - 1.00	1.00 - 1.00	1.70 - 1.70	2.00 - 2.00	2.00 - 2.00
			Sample Type	Soil/Solid	Soil/Solid	Soil/Solid	Soil/Solid	Soil/Solid	Soil/Solid
			Date Sampled	27/07/2015	27/07/2015	27/07/2015	27/07/2015	27/07/2015	27/07/2015
			Sample Time	.	.	.	.	.	.
			Date Received	28/07/2015	28/07/2015	28/07/2015	28/07/2015	28/07/2015	28/07/2015
			SDG Ref	150728-33	150728-33	150728-33	150728-33	150728-33	150728-33
			Lab Sample No.(s)	11789402	11789408	11789414	11789365	11789370	11789396
			AGS Reference						
Moisture Content Ratio (% of as received sample)	%	PM024		8.2	9.6	8.1	18	14	24

CERTIFICATE OF ANALYSIS

SDG:	150728-33	**Location:**	Coed Darcy	**Order Number:**	CD1312
Job:	H_ATKINS_LDC-412	**Customer:**	Atkins Global Ltd	**Report Number:**	324054
Client Reference:	MP68 pipe validation	**Attention:**	Dan Hopkins	**Superseded Report:**	

PAH by GCMS

Results Legend	
#	ISO17025 accredited.
M	*m*CERTS accredited.
aq	Aqueous / settled sample.
diss.filt	Dissolved / filtered sample.
tot.unfilt	Total / unfiltered sample.
*	Subcontracted test.
**	% recovery of the surrogate standard to check the efficiency of the method. The results of individual compounds within samples aren't corrected for the recovery
(F)	Trigger breach confirmed
1-5&+§@	Sample deviation (see appendix)

Component	LOD/Units	Method	Customer Sample R	TPE2844_Pipe 1	TPE2844_Pipe 2	TPE2844_Pipe 3	TPE3304_Pipe 7	TPE3304_Pipe 8	TPE3304_Pipe 9
			Depth (m)	1.70 - 1.70	1.00 - 1.00	1.00 - 1.00	1.70 - 1.70	2.00 - 2.00	2.00 - 2.00
			Sample Type	Soil/Solid	Soil/Solid	Soil/Solid	Soil/Solid	Soil/Solid	Soil/Solid
			Date Sampled	27/07/2015	27/07/2015	27/07/2015	27/07/2015	27/07/2015	27/07/2015
			Sample Time	.	.	.	.	.	.
			Date Received	28/07/2015	28/07/2015	28/07/2015	28/07/2015	28/07/2015	28/07/2015
			SDG Ref	150728-33	150728-33	150728-33	150728-33	150728-33	150728-33
			Lab Sample No.(s)	11789402	11789408	11789414	11789365	11789370	11789396
			AGS Reference						
Naphthalene-d8 % recovery**	%	TM218		86.2	87.2	87.7	88.6	88.9	106
Acenaphthene-d10 % recovery**	%	TM218		81.6	81.4	81.9	82.4	84.9	99.5
Phenanthrene-d10 % recovery**	%	TM218		82.9	82.6	82.8	82.6	88.3	97.7
Chrysene-d12 % recovery**	%	TM218		92.2	87.3	87.4	85.2	98.9	103
Perylene-d12 % recovery**	%	TM218		93.4	87.1	85.9	82.5	101	99.4
Naphthalene	<9 µg/kg	TM218		<9 M	<9 M	<9 M	120 M	18.7 M	74.8 M
Acenaphthylene	<12 µg/kg	TM218		<12 M	<12 M	<12 M	16.9 M	<12 M	<12 M
Acenaphthene	<8 µg/kg	TM218		<8 M	<8 M	<8 M	<8 M	<8 M	<8 M
Fluorene	<10 µg/kg	TM218		<10 M	<10 M	<10 M	<10 M	15.4 M	20.8 M
Phenanthrene	<15 µg/kg	TM218		28.9 M	102 M	89.4 M	194 M	75.3 M	137 M
Anthracene	<16 µg/kg	TM218		<16 M	<16 M	89.3 M	29 M	<16 M	25.4 M
Fluoranthene	<17 µg/kg	TM218		<17 M	84.1 M	72.9 M	159 M	63.7 M	161 M
Pyrene	<15 µg/kg	TM218		<15 M	61.1 M	53.9 M	118 M	66.6 M	173 M
Benz(a)anthracene	<14 µg/kg	TM218		<14 M	55.2 M	<14 M	107 M	60.6 M	131 M
Chrysene	<10 µg/kg	TM218		16.9 M	80.5 M	86.1 M	155 M	66.4 M	173 M
Benzo(b)fluoranthene	<15 µg/kg	TM218		25.6 M	114 M	65.7 M	229 M	93.7 M	323 M
Benzo(k)fluoranthene	<14 µg/kg	TM218		<14 M	29 M	59.6 M	69.9 M	29.3 M	101 M
Benzo(a)pyrene	<15 µg/kg	TM218		<15 M	38.3 M	<15 M	88.5 M	53.1 M	170 M
Indeno(1,2,3-cd)pyrene	<18 µg/kg	TM218		<18 M	24.6 M	<18 M	60.2 M	34 M	129 M
Dibenzo(a,h)anthracene	<23 µg/kg	TM218		<23 M	<23 M	<23 M	30.5 M	<23 M	50.1 M
Benzo(g,h,i)perylene	<24 µg/kg	TM218		<24 M	29.6 M	<24 M	79.7 M	52.6 M	210 M
PAH, Total Detected USEPA 16	<118 µg/kg	TM218		<118	619	517	1460	629	1880

CERTIFICATE OF ANALYSIS

SDG:	150728-33	**Location:**	Coed Darcy	**Order Number:**	CD1312
Job:	H_ATKINS_LDC-412	**Customer:**	Atkins Global Ltd	**Report Number:**	324054
Client Reference:	MP68 pipe validation	**Attention:**	Dan Hopkins	**Superseded Report:**	

TPH CWG (S)

Results Legend	
#	ISO17025 accredited.
M	*m*CERTS accredited.
aq	Aqueous / settled sample.
diss.filt	Dissolved / filtered sample.
tot.unfilt	Total / unfiltered sample.
*	Subcontracted test.
**	% recovery of the surrogate standard to check the efficiency of the method. The results of individual compounds within samples aren't corrected for the recovery
(F)	Trigger breach confirmed
1-5&+§@	Sample deviation (see appendix)

Component	LOD/Units	Method	Customer Sample R	TPE2844_Pipe 1	TPE2844_Pipe 2	TPE2844_Pipe 3	TPE3304_Pipe 7	TPE3304_Pipe 8	TPE3304_Pipe 9
			Depth (m)	1.70 - 1.70	1.00 - 1.00	1.00 - 1.00	1.70 - 1.70	2.00 - 2.00	2.00 - 2.00
			Sample Type	Soil/Solid	Soil/Solid	Soil/Solid	Soil/Solid	Soil/Solid	Soil/Solid
			Date Sampled	27/07/2015	27/07/2015	27/07/2015	27/07/2015	27/07/2015	27/07/2015
			Sample Time	.	.	.	.	.	.
			Date Received	28/07/2015	28/07/2015	28/07/2015	28/07/2015	28/07/2015	28/07/2015
			SDG Ref	150728-33	150728-33	150728-33	150728-33	150728-33	150728-33
			Lab Sample No.(s)	11789402	11789408	11789414	11789365	11789370	11789396
			AGS Reference						
GRO Surrogate % recovery**	%	TM089		103	105	103	89	81	78
GRO TOT (Moisture Corrected)	<44 µg/kg	TM089		<176 M	<176 M	<176 M	<176 M	<176 M	<176 M
Methyl tertiary butyl ether (MTBE)	<5 µg/kg	TM089		<20 M	<20 M	<20 M	<20 M	<20 M	<20 M
Benzene	<10 µg/kg	TM089		<40 M	<40 M	<40 M	<40 M	<40 M	<40 M
Toluene	<2 µg/kg	TM089		<8 M	<8 M	<8 M	<8 M	<8 M	<8 M
Ethylbenzene	<3 µg/kg	TM089		<12 M	<12 M	<12 M	<12 M	<12 M	<12 M
m,p-Xylene	<6 µg/kg	TM089		<24 M	<24 M	<24 M	<24 M	<24 M	<24 M
o-Xylene	<3 µg/kg	TM089		<12 M	<12 M	<12 M	<12 M	<12 M	<12 M
sum of detected mpo xylene by GC	<9 µg/kg	TM089		<9	<9	<9	<9	<9	<9
sum of detected BTEX by GC	<24 µg/kg	TM089		<24	<24	<24	<24	<24	<24
Aliphatics >C5-C6	<10 µg/kg	TM089		<40	<40	<40	<40	<40	<40
Aliphatics >C6-C8	<10 µg/kg	TM089		<40	<40	<40	<40	41	<40
Aliphatics >C8-C10	<10 µg/kg	TM089		<40	<40	<40	<40	<40	<40
Aliphatics >C10-C12	<10 µg/kg	TM089		<40	<40	<40	<40	<40	<40
Aliphatics >C12-C16	<100 µg/kg	TM173		<100	<100	305	<100	49700	7980
Aliphatics >C16-C21	<100 µg/kg	TM173		<100	3280	834	3330	145000	23500
Aliphatics >C21-C35	<100 µg/kg	TM173		<100	30100	8340	28000	211000	40600
Aliphatics >C35-C44	<100 µg/kg	TM173		<100	<100	<100	10000	44300	10100
Total Aliphatics >C12-C44	<100 µg/kg	TM173		<100	33400	9480	41400	449000	82300
Aromatics >EC5-EC7	<10 µg/kg	TM089		<40	<40	<40	<40	<40	<40
Aromatics >EC7-EC8	<10 µg/kg	TM089		<40	<40	<40	<40	<40	<40
Aromatics >EC8-EC10	<10 µg/kg	TM089		<40	<40	<40	<40	<40	<40
Aromatics >EC10-EC12	<10 µg/kg	TM089		<40	<40	<40	<40	<40	<40
Aromatics >EC12-EC16	<100 µg/kg	TM173		<100	<100	348	1120	4080	2740
Aromatics >EC16-EC21	<100 µg/kg	TM173		<100	1260	1430	4340	33100	11200
Aromatics >EC21-EC35	<100 µg/kg	TM173		<100	9830	11900	52300	157000	103000
Aromatics >EC35-EC44	<100 µg/kg	TM173		<100	9900	7690	44700	53500	48100
Aromatics >EC40-EC44	<100 µg/kg	TM173		<100	4660	3330	20700	21600	17200
Total Aromatics >EC12-EC44	<100 µg/kg	TM173		<100	21000	21400	102000	248000	165000
Total Aliphatics & Aromatics >C5-C44	<100 µg/kg	TM173		<100	54400	30900	144000	697000	247000

CERTIFICATE OF ANALYSIS

SDG:	150728-33	**Location:**	Coed Darcy	**Order Number:**	CD1312
Job:	H_ATKINS_LDC-412	**Customer:**	Atkins Global Ltd	**Report Number:**	324054
Client Reference:	MP68 pipe validation	**Attention:**	Dan Hopkins	**Superseded Report:**	

Table of Results - Appendix

Method No	Reference	Description	Wet/Dry Sample [1]	Surrogate Corrected
PM024	Modified BS 1377	Soil preparation including homogenisation, moisture screens of soils for Asbestos Containing Material		
TM089	Modified: US EPA Methods 8020 & 602	Determination of Gasoline Range Hydrocarbons (GRO) and BTEX (MTBE) compounds by Headspace GC-FID (C4-C12)		
TM173	Analysis of Petroleum Hydrocarbons in Environmental Media – Total Petroleum Hydrocarbon Criteria	Determination of Speciated Extractable Petroleum Hydrocarbons in Soils by GC-FID		
TM218	Microwave extraction – EPA method 3546	Microwave extraction - EPA method 3546		

[1] Applies to Solid samples only. DRY indicates samples have been dried at 35°C. NA = not applicable.

CERTIFICATE OF ANALYSIS

SDG:	150728-33	**Location:**	Coed Darcy	**Order Number:**	CD1312
Job:	H_ATKINS_LDC-412	**Customer:**	Atkins Global Ltd	**Report Number:**	324054
Client Reference:	MP68 pipe validation	**Attention:**	Dan Hopkins	**Superseded Report:**	

Test Completion Dates

Lab Sample No(s)	11789402	11789408	11789414	11789365	11789370	11789396
Customer Sample Ref.	TPE2844_Pipe 1	TPE2844_Pipe 2	TPE2844_Pipe 3	TPE3304_Pipe 7	TPE3304_Pipe 8	TPE3304_Pipe 9
AGS Ref.						
Depth	1.70 - 1.70	1.00 - 1.00	1.00 - 1.00	1.70 - 1.70	2.00 - 2.00	2.00 - 2.00
Type	SOLID	SOLID	SOLID	SOLID	SOLID	SOLID
EPH CWG (Aliphatic) GC (S)	31-Jul-2015	31-Jul-2015	31-Jul-2015	31-Jul-2015	31-Jul-2015	31-Jul-2015
EPH CWG (Aromatic) GC (S)	31-Jul-2015	31-Jul-2015	31-Jul-2015	31-Jul-2015	31-Jul-2015	31-Jul-2015
GRO by GC-FID (S)	31-Jul-2015	31-Jul-2015	31-Jul-2015	31-Jul-2015	30-Jul-2015	30-Jul-2015
PAH by GCMS	03-Aug-2015	03-Aug-2015	03-Aug-2015	05-Aug-2015	03-Aug-2015	03-Aug-2015
Sample description	29-Jul-2015	29-Jul-2015	29-Jul-2015	29-Jul-2015	29-Jul-2015	29-Jul-2015
TPH CWG GC (S)	31-Jul-2015	31-Jul-2015	31-Jul-2015	31-Jul-2015	31-Jul-2015	31-Jul-2015

SDG:	150728-33	**Location:**	Coed Darcy	**Order Number:**	CD1312
Job:	H_ATKINS_LDC-412	**Customer:**	Atkins Global Ltd	**Report Number:**	324054
Client Reference:	MP68 pipe validation	**Attention:**	Dan Hopkins	**Superseded Report:**	

Appendix

General

1. Results are expressed on a dry weight basis (dried at 35ºC) for all soil analyses except for the following: NRA and CEN Leach tests, flash point LOI, pH, ammonium as NH4 by the BRE method, VOC TICS and SVOC TICS.

2. Samples will be run in duplicate upon request, but an additional charge may be incurred.

3. If sufficient sample is received a sub sample will be retained free of charge for 30 days after analysis is completed (e-mailed) for all sample types unless the sample is destroyed on testing. The prepared soil sub sample that is analysed for asbestos will be retained for a period of 6 months after the analysis date. All bulk samples will be retained for a period of 6 months after the analysis date. All samples received and not scheduled will be disposed of one month after the date of receipt unless we are instructed to the contrary. Once the initial period has expired, a storage charge will be applied for each month or part thereof until the client cancels the request for sample storage. ALcontrol Laboratories reserve the right to charge for samples received and stored but not analysed.

4. With respect to turnaround, we will always endeavour to meet client requirements wherever possible, but turnaround times cannot be absolutely guaranteed due to so many variables beyond our control.

5. We take responsibility for any test performed by sub-contractors (marked with an asterisk). We endeavour to use UKAS/MCERTS Accredited Laboratories, who either complete a quality questionnaire or are audited by ourselves. For some determinands there are no UKAS/MCERTS Accredited Laboratories, in this instance a laboratory with a known track record will be utilised.

6. When requested, the individual sub sample scheduled will be analysed in house for the presence of asbestos fibres and asbestos containing material by our documented in house method TM048 based on HSG 248 (2005), which is accredited to ISO17025. If a specific asbestos fibre type is not found this will be reported as “Not detected”. If no asbestos fibre types are found all will be reported as “Not detected” and the sub sample analysed deemed to be clear of asbestos. If an asbestos fibre type is found it will be reported as detected (for each fibre type found). Testing can be carried out on asbestos positive samples, but, due to Health and Safety considerations, may be replaced by alternative tests or reported as No Determination Possible. The quantity of asbestos present is not determined unless specifically requested.

7. If no separate volatile sample is supplied by the client, or if a headspace or sediment is present in the volatile sample, the integrity of the data may be compromised. This will be flagged up as an invalid VOC on the test schedule and the result marked as deviating on the test certificate.

8. If appropriate preserved bottles are not received preservation will take place on receipt. However, the integrity of the data may be compromised.

9. NDP -No determination possible due to insufficient/unsuitable sample.

10. Metals in water are performed on a filtered sample, and therefore represent dissolved metals -total metals must be requested separately.

11. Results relate only to the items tested.

12. LODs for wet tests reported on a dry weight basis are not corrected for moisture content.

13. **Surrogate recoveries** - Surrogates are added to your sample to monitor recovery of the test requested. A % recovery is reported, results are not corrected for the recovery measured. Typical recoveries for organics tests are 70-130%, they are generally wider for volatiles analysis, 50-150%. Recoveries in soils are affected by organic rich or clay rich matrices. Waters can be affected by remediation fluids or high amounts of sediment. Test results are only ever reported if all of the associated quality checks pass; it is assumed that all recoveries outside of the values above are due to matrix affect.

14. **Product analyses** -Organic analyses on products can only be semi-quantitative due to the matrix effects and high dilution factors employed.

15. Phenols monohydric by HPLC include phenol, cresols (2-Methylphenol, 3-Methylphenol and 4-Methylphenol) and Xylenols (2,3 Dimethylphenol, 2,4 Dimethylphenol, 2,5 Dimethylphenol, 2,6 Dimethylphenol, 3,4 Dimethyphenol, 3,5 Dimethylphenol).

16. Total of 5 speciated phenols by HPLC includes Phenol, 2,3,5-Trimethyl Phenol, 2-Isopropylphenol, Cresols and Xylenols (as detailed in 15).

17. Stones/debris are not routinely removed. We always endeavour to take a representative sub sample from the received sample.

18. In certain circumstances the method detection limit may be elevated due to the sample being outside the calibration range. Other factors that may contribute to this include possible interferences. In both cases the sample would be diluted which would cause the method detection limit to be raised.

19. Mercury results quoted on soils will not include volatile mercury as the analysis is performed on a dried and crushed sample.

20. For the BSEN 12457-3 two batch process to allow the cumulative release to be calculated, the volume of the leachate produced is measured and filtered for all tests. We therefore cannot carry out any unfiltered analysis. The tests affected include volatiles GCFID/GCMS and all subcontracted analysis.

21. For all leachate preparations (NRA, DIN, TCLP, BSEN 12457-1, 2, 3) volatile loss may occur, as we do not employ zero headspace extraction.

22. We are accredited to MCERTS for sand, clay and loam/topsoil, or any of these materials - whether these are derived from naturally occurring soil profiles, or from fill/made ground, as long as these materials constitute the major part of the sample. Other coarse granular material such as concrete, gravel and brick are not accredited if they comprise the major part of the sample.

23. Analysis and identification of specific compounds using GCFID is by retention time only, and we routinely calibrate and quantify for benzene, toluene, ethylbenzenes and xylenes (BTEX). For total volatiles in the C5-C12 range, the total area of the chromatogram is integrated and expressed as ug/kg or ug/l. Although this analysis is commonly used for the quantification of gasoline range organics (GRO), the system will also detect other compounds such as chlorinated solvents, and this may lead to a falsely high result with respect to hydrocarbons only. It is not possible to specifically identify these non-hydrocarbons, as standards are not routinely run for any other compounds, and for more definitive identification, volatiles by GCMS should be utilised.

Sample Deviations

1	Container with Headspace provided for volatiles analysis
2	Incorrect container received
3	Deviation from method
4	Holding time exceeded before sample received
5	Samples exceeded holding time before presevation was performed
§	Sampled on date not provided
♦	Sample holding time exceeded in laboratory
@	Sample holding time exceeded due to sampled on date
&	Sample Holding Time exceeded - Late arrival of instructions.

Asbestos

Identification of Asbestos in Bulk Materials & Soils

The results for identification of asbestos in bulk materials are obtained from supplied bulk materials which have been examined to determine the presence of asbestos fibres using Alcontrol Laboratories (Hawarden) in-house method of transmitted/polarised light microscopy and central stop dispersion staining, based on HSG 248 (2005).

The results for identification of asbestos in soils are obtained from a homogenised sub sample which has been examined to determine the presence of asbestos fibres using Alcontrol Laboratories (Hawarden) in-house method of transmitted/polarised light microscopy and central stop dispersion staining, based on HSG 248 (2005).

Asbestos Type	Common Name
Chrysotile	White Asbestos
Amosite	Brown Asbestos
Crocidolite	Blue Asbestos
Fibrous Actinolite	-
Fibrous Anthophyllite	-
Fibrous Tremolite	-

Visual Estimation Of Fibre Content

Estimation of fibre content is not permitted as part of our UKAS accredited test other than: - Trace - Where only one or two asbestos fibres were identified.

Further guidance on typical asbestos fibre content of manufactured products can be found in HSG 264.

The identification of asbestos containing materials and soils falls within our schedule of tests for which we hold UKAS accreditation, however opinions, interpretations and all other information contained in the report are outside the scope of UKAS accreditation.

ALcontrol Laboratories

Unit 7-8 Hawarden Business Park
Manor Road (off Manor Lane)
Hawarden
Deeside
CH5 3US
Tel: (01244) 528700
Fax: (01244) 528701
email: mkt@alcontrol.com
Website: www.alcontrol.com

Atkins Global Ltd
Project Jonah site office
Llan Coed House
Suite 24
Coed Darcy
Llandarcy
SA10 6HJ

Attention: Dan Hopkins

CERTIFICATE OF ANALYSIS

Date:	03 August 2015
Customer:	H_ATKINS_LDC
Sample Delivery Group (SDG):	150724-95
Your Reference:	MP68 validation pits
Location:	CD
Report No:	323646

We received 6 samples on Friday July 24, 2015 and 6 of these samples were scheduled for analysis which was completed on Monday August 03, 2015. Accredited laboratory tests are defined within the report, but opinions, interpretations and on-site data expressed herein are outside the scope of ISO 17025 accreditation.

Should this report require incorporation into client reports, it must be used in its entirety and not simply with the data sections alone.

All chemical testing (unless subcontracted) is performed at ALcontrol Hawarden Laboratories.

Approved By:



Sonia McWhan

Operations Manager

Alcontrol Laboratories is a trading division of ALcontrol UK Limited
Registered Office: Units 7 & 8 Hawarden Business Park, Manor Road, Hawarden, Deeside, CH5 3US. Registered in England and Wales No.

CERTIFICATE OF ANALYSIS

SDG:	150724-95	**Location:**	CD	**Order Number:**	CD1310
Job:	H_ATKINS_LDC-411	**Customer:**	Atkins Global Ltd	**Report Number:**	323646
Client Reference:	MP68 validation pits	**Attention:**	Dan Hopkins	**Superseded Report:**	

Received Sample Overview

Lab Sample No(s)	Customer Sample Ref.	AGS Ref.	Depth (m)	Sampled Date
11774251	TPE3304_Pipe 1		1.10 - 1.10	23/07/2015
11774255	TPE3304_Pipe 2		1.10 - 1.10	23/07/2015
11774259	TPE3304_Pipe 3		1.10 - 1.10	23/07/2015
11774264	TPE3304_Pipe 4		1.10 - 1.10	23/07/2015
11774269	TPE3304_Pipe 5		0.80 - 0.80	23/07/2015
11774274	TPE3304_Pipe 6		1.00 - 1.00	23/07/2015

Only received samples which have had analysis scheduled will be shown on the following pages.

CERTIFICATE OF ANALYSIS

SDG:	150724-95	**Location:**	CD	**Order Number:**	CD1310
Job:	H_ATKINS_LDC-411	**Customer:**	Atkins Global Ltd	**Report Number:**	323646
Client Reference:	MP68 validation pits	**Attention:**	Dan Hopkins	**Superseded Report:**	

SOLID

Results Legend

X **Test**

N **No Determination Possible**

			Lab Sample No(s)	Customer Sample Reference	AGS Reference	Depth (m)	Container
			11774251	TPE3304_Pipe 1		1.10 - 1.10	250g Amber Jar (AL
							60g VOC (ALE215)
			11774255	TPE3304_Pipe 2		1.10 - 1.10	250g Amber Jar (AL
							60g VOC (ALE215)
			11774259	TPE3304_Pipe 3		1.10 - 1.10	250g Amber Jar (AL
							60g VOC (ALE215)
			11774264	TPE3304_Pipe 4		1.10 - 1.10	250g Amber Jar (AL
							60g VOC (ALE215)
			11774269	TPE3304_Pipe 5		0.80 - 0.80	250g Amber Jar (AL
							60g VOC (ALE215)
			11774274	TPE3304_Pipe 6		1.00 - 1.00	250g Amber Jar (AL
							60g VOC (ALE215)
EPH CWG (Aliphatic) GC (S)	All	NDPs: 0 Tests: 6	X	X	X	X	X	X
EPH CWG (Aromatic) GC (S)	All	NDPs: 0 Tests: 6	X	X	X	X	X	X
GRO by GC-FID (S)	All	NDPs: 0 Tests: 6	X	X	X	X	X	X
PAH by GCMS	All	NDPs: 0 Tests: 6	X	X	X	X	X	X
Sample description	All	NDPs: 0 Tests: 6	X	X	X	X	X	X
TPH CWG GC (S)	All	NDPs: 0 Tests: 6	X	X	X	X	X	X

CERTIFICATE OF ANALYSIS

SDG:	150724-95	**Location:**	CD	**Order Number:**	CD1310
Job:	H_ATKINS_LDC-411	**Customer:**	Atkins Global Ltd	**Report Number:**	323646
Client Reference:	MP68 validation pits	**Attention:**	Dan Hopkins	**Superseded Report:**	

Sample Descriptions

Grain Sizes

very fine	<0.063mm	fine	0.063mm - 0.1mm	medium	0.1mm - 2mm	coarse	2mm - 10mm	very coarse	>10mm

Lab Sample No(s)	Customer Sample Ref.	Depth (m)	Colour	Description	Grain size	Inclusions	Inclusions 2
11774251	TPE3304_Pipe 1	1.10 - 1.10	Black	Sand	0.1 - 2 mm	None	None
11774255	TPE3304_Pipe 2	1.10 - 1.10	Dark Brown	Loamy Sand	0.1 - 2 mm	Stones	N/A
11774259	TPE3304_Pipe 3	1.10 - 1.10	Dark Brown	Silt Loam	0.063 - 0.1 mm	Stones	N/A
11774264	TPE3304_Pipe 4	1.10 - 1.10	Dark Brown	Sandy Clay Loam	0.063 - 0.1 mm	Stones	N/A
11774269	TPE3304_Pipe 5	0.80 - 0.80	Black	Sandy Silt Loam	0.1 - 2 mm	Stones	None
11774274	TPE3304_Pipe 6	1.00 - 1.00	Light Brown	Sandy Silt Loam	0.1 - 2 mm	Stones	None

These descriptions are only intended to act as a cross check if sample identities are questioned, and to provide a log of sample matrices with respect to MCERTS validation. They are not intended as full geological descriptions.

We are accredited to MCERTS for sand, clay and loam/topsoil, or any of these materials - whether these are derived from naturally ocurring soil profiles, or from fill/made ground, as long as these materials constitute the major part of the sample.

Other coarse granular materials such as concrete, gravel and brick are not accredited if they comprise the major part of the sample.

CERTIFICATE OF ANALYSIS

SDG:	150724-95	**Location:**	CD	**Order Number:**	CD1310
Job:	H_ATKINS_LDC-411	**Customer:**	Atkins Global Ltd	**Report Number:**	323646
Client Reference:	MP68 validation pits	**Attention:**	Dan Hopkins	**Superseded Report:**	

Results Legend	
#	ISO17025 accredited.
M	*m*CERTS accredited.
aq	Aqueous / settled sample.
diss.filt	Dissolved / filtered sample.
tot.unfilt	Total / unfiltered sample.
*	Subcontracted test.
**	% recovery of the surrogate standard to check the efficiency of the method. The results of individual compounds within samples aren't corrected for the recovery
(F)	Trigger breach confirmed
1-5&+§@	Sample deviation (see appendix)

Component	LOD/Units	Method	Customer Sample R	TPE3304_Pipe 1	TPE3304_Pipe 2	TPE3304_Pipe 3	TPE3304_Pipe 4	TPE3304_Pipe 5	TPE3304_Pipe 6
			Depth (m)	1.10 - 1.10	1.10 - 1.10	1.10 - 1.10	1.10 - 1.10	0.80 - 0.80	1.00 - 1.00
			Sample Type	Soil/Solid	Soil/Solid	Soil/Solid	Soil/Solid	Soil/Solid	Soil/Solid
			Date Sampled	23/07/2015	23/07/2015	23/07/2015	23/07/2015	23/07/2015	23/07/2015
			Sample Time	.	.	.	.	.	.
			Date Received	24/07/2015	24/07/2015	24/07/2015	24/07/2015	24/07/2015	24/07/2015
			SDG Ref	150724-95	150724-95	150724-95	150724-95	150724-95	150724-95
			Lab Sample No.(s)	11774251	11774255	11774259	11774264	11774269	11774274
			AGS Reference						
Moisture Content Ratio (% of as received sample)	%	PM024		19	14	18	17	24	12

CERTIFICATE OF ANALYSIS

SDG:	150724-95	**Location:**	CD	**Order Number:**	CD1310
Job:	H_ATKINS_LDC-411	**Customer:**	Atkins Global Ltd	**Report Number:**	323646
Client Reference:	MP68 validation pits	**Attention:**	Dan Hopkins	**Superseded Report:**	

PAH by GCMS

Results Legend	
#	ISO17025 accredited.
M	*m*CERTS accredited.
aq	Aqueous / settled sample.
diss.filt	Dissolved / filtered sample.
tot.unfilt	Total / unfiltered sample.
*	Subcontracted test.
**	% recovery of the surrogate standard to check the efficiency of the method. The results of individual compounds within samples aren't corrected for the recovery
(F)	Trigger breach confirmed
1-5&+§@	Sample deviation (see appendix)

Component	LOD/Units	Method	Customer Sample R	TPE3304_Pipe 1	TPE3304_Pipe 2	TPE3304_Pipe 3	TPE3304_Pipe 4	TPE3304_Pipe 5	TPE3304_Pipe 6
			Depth (m)	1.10 - 1.10	1.10 - 1.10	1.10 - 1.10	1.10 - 1.10	0.80 - 0.80	1.00 - 1.00
			Sample Type	Soil/Solid	Soil/Solid	Soil/Solid	Soil/Solid	Soil/Solid	Soil/Solid
			Date Sampled	23/07/2015	23/07/2015	23/07/2015	23/07/2015	23/07/2015	23/07/2015
			Sample Time	.	.	.	.	.	.
			Date Received	24/07/2015	24/07/2015	24/07/2015	24/07/2015	24/07/2015	24/07/2015
			SDG Ref	150724-95	150724-95	150724-95	150724-95	150724-95	150724-95
			Lab Sample No.(s)	11774251	11774255	11774259	11774264	11774269	11774274
			AGS Reference						
Naphthalene-d8 % recovery**	%	TM218		96.7	94.4	95.7	94.3	101	99.9
Acenaphthene-d10 % recovery**	%	TM218		95.4	90.4	92	90.3	97.9	95.5
Phenanthrene-d10 % recovery**	%	TM218		90.7	89.8	90.2	90.2	98	91.8
Chrysene-d12 % recovery**	%	TM218		79.5	92.2	91.9	94.4	96.6	83.4
Perylene-d12 % recovery**	%	TM218		74.7	90.2	88.9	91.7	101	71
Naphthalene	<9 µg/kg	TM218		90.6 M	49.7 M	54.1 M	25 M	219 M	<9 M
Acenaphthylene	<12 µg/kg	TM218		<12 M	<12 M	<12 M	<12 M	17 M	<12 M
Acenaphthene	<8 µg/kg	TM218		<8 M	<8 M	<8 M	<8 M	23.5 M	27.6 M
Fluorene	<10 µg/kg	TM218		<10 M	<10 M	<10 M	<10 M	20.3 M	<10 M
Phenanthrene	<15 µg/kg	TM218		231 M	115 M	140 M	135 M	400 M	70.8 M
Anthracene	<16 µg/kg	TM218		26 M	<16 M	<16 M	<16 M	80.3 M	70.1 M
Fluoranthene	<17 µg/kg	TM218		289 M	152 M	178 M	237 M	625 M	<17 M
Pyrene	<15 µg/kg	TM218		258 M	136 M	152 M	207 M	495 M	<15 M
Benz(a)anthracene	<14 µg/kg	TM218		136 M	108 M	120 M	168 M	330 M	22.6 M
Chrysene	<10 µg/kg	TM218		205 M	137 M	152 M	203 M	428 M	39.5 M
Benzo(b)fluoranthene	<15 µg/kg	TM218		207 M	217 M	201 M	299 M	530 M	26.9 M
Benzo(k)fluoranthene	<14 µg/kg	TM218		79.6 M	77 M	65 M	110 M	209 M	25.7 M
Benzo(a)pyrene	<15 µg/kg	TM218		144 M	119 M	101 M	179 M	375 M	25.1 M
Indeno(1,2,3-cd)pyrene	<18 µg/kg	TM218		83.7 M	74.2 M	69.9 M	120 M	272 M	<18 M
Dibenzo(a,h)anthracene	<23 µg/kg	TM218		33.9 M	28 M	31.1 M	46.9 M	88.8 M	<23 M
Benzo(g,h,i)perylene	<24 µg/kg	TM218		104 M	104 M	97.5 M	179 M	332 M	<24 M
PAH, Total Detected USEPA 16	<118 µg/kg	TM218		1890	1320	1360	1910	4440	308

CERTIFICATE OF ANALYSIS

SDG:	150724-95	**Location:**	CD	**Order Number:**	CD1310
Job:	H_ATKINS_LDC-411	**Customer:**	Atkins Global Ltd	**Report Number:**	323646
Client Reference:	MP68 validation pits	**Attention:**	Dan Hopkins	**Superseded Report:**	

TPH CWG (S)

Results Legend	
#	ISO17025 accredited.
M	*m*CERTS accredited.
aq	Aqueous / settled sample.
diss.filt	Dissolved / filtered sample.
tot.unfilt	Total / unfiltered sample.
*	Subcontracted test.
**	% recovery of the surrogate standard to check the efficiency of the method. The results of individual compounds within samples aren't corrected for the recovery
(F)	Trigger breach confirmed
1-5&+§@	Sample deviation (see appendix)

Component	LOD/Units	Method	Customer Sample R	TPE3304_Pipe 1	TPE3304_Pipe 2	TPE3304_Pipe 3	TPE3304_Pipe 4	TPE3304_Pipe 5	TPE3304_Pipe 6
			Depth (m)	1.10 - 1.10	1.10 - 1.10	1.10 - 1.10	1.10 - 1.10	0.80 - 0.80	1.00 - 1.00
			Sample Type	Soil/Solid	Soil/Solid	Soil/Solid	Soil/Solid	Soil/Solid	Soil/Solid
			Date Sampled	23/07/2015	23/07/2015	23/07/2015	23/07/2015	23/07/2015	23/07/2015
			Sample Time	.	.	.	.	.	.
			Date Received	24/07/2015	24/07/2015	24/07/2015	24/07/2015	24/07/2015	24/07/2015
			SDG Ref	150724-95	150724-95	150724-95	150724-95	150724-95	150724-95
			Lab Sample No.(s)	11774251	11774255	11774259	11774264	11774269	11774274
			AGS Reference						
GRO Surrogate % recovery**	%	TM089		47	77	75	106	54	83
GRO TOT (Moisture Corrected)	<44 µg/kg	TM089		<176 M	<176 M	<176 M	<176 M	<176 M	<176 M
Methyl tertiary butyl ether (MTBE)	<5 µg/kg	TM089		<20 M	<20 M	<20 M	<20 M	<20 M	<20 M
Benzene	<10 µg/kg	TM089		<40 M	<40 M	<40 M	<40 M	<40 M	<40 M
Toluene	<2 µg/kg	TM089		<8 M	<8 M	<8 M	<8 M	<8 M	<8 M
Ethylbenzene	<3 µg/kg	TM089		<12 M	<12 M	<12 M	<12 M	<12 M	<12 M
m,p-Xylene	<6 µg/kg	TM089		<24 M	<24 M	<24 M	<24 M	<24 M	<24 M
o-Xylene	<3 µg/kg	TM089		<12 M	<12 M	<12 M	<12 M	<12 M	<12 M
sum of detected mpo xylene by GC	<9 µg/kg	TM089		<9	<9	<9	<9	<9	<9
sum of detected BTEX by GC	<24 µg/kg	TM089		<24	<24	<24	<24	<24	<24
Aliphatics >C5-C6	<10 µg/kg	TM089		<40	<40	<40	<40	<40	<40
Aliphatics >C6-C8	<10 µg/kg	TM089		<40	<40	<40	<40	<40	<40
Aliphatics >C8-C10	<10 µg/kg	TM089		<40	<40	<40	<40	<40	<40
Aliphatics >C10-C12	<10 µg/kg	TM089		<40	<40	<40	<40	<40	<40
Aliphatics >C12-C16	<100 µg/kg	TM173		3040	<100	<100	359	5240	<100
Aliphatics >C16-C21	<100 µg/kg	TM173		17500	3200	4130	2710	33000	<100
Aliphatics >C21-C35	<100 µg/kg	TM173		89500	13300	23200	13600	169000	<100
Aliphatics >C35-C44	<100 µg/kg	TM173		36800	8750	8930	6470	30400	<100
Total Aliphatics >C12-C44	<100 µg/kg	TM173		147000	25200	36200	23200	237000	<100
Aromatics >EC5-EC7	<10 µg/kg	TM089		<40	<40	<40	<40	<40	<40
Aromatics >EC7-EC8	<10 µg/kg	TM089		<40	<40	<40	<40	<40	<40
Aromatics >EC8-EC10	<10 µg/kg	TM089		<40	<40	<40	<40	<40	<40
Aromatics >EC10-EC12	<10 µg/kg	TM089		<40	<40	<40	<40	<40	<40
Aromatics >EC12-EC16	<100 µg/kg	TM173		347	689	<100	<100	793	992
Aromatics >EC16-EC21	<100 µg/kg	TM173		4350	1860	2510	841	7900	1180
Aromatics >EC21-EC35	<100 µg/kg	TM173		71300	22500	28700	12200	151000	3590
Aromatics >EC35-EC44	<100 µg/kg	TM173		65600	14300	19500	8200	62300	1150
Aromatics >EC40-EC44	<100 µg/kg	TM173		28100	5560	7650	3610	23500	<100
Total Aromatics >EC12-EC44	<100 µg/kg	TM173		142000	39300	50800	21200	222000	6910
Total Aliphatics & Aromatics >C5-C44	<100 µg/kg	TM173		289000	64500	87000	44400	459000	6910

CERTIFICATE OF ANALYSIS

SDG:	150724-95	**Location:**	CD	**Order Number:**	CD1310
Job:	H_ATKINS_LDC-411	**Customer:**	Atkins Global Ltd	**Report Number:**	323646
Client Reference:	MP68 validation pits	**Attention:**	Dan Hopkins	**Superseded Report:**	

Table of Results - Appendix

Method No	Reference	Description	Wet/Dry Sample [1]	Surrogate Corrected
PM024	Modified BS 1377	Soil preparation including homogenisation, moisture screens of soils for Asbestos Containing Material		
TM089	Modified: US EPA Methods 8020 & 602	Determination of Gasoline Range Hydrocarbons (GRO) and BTEX (MTBE) compounds by Headspace GC-FID (C4-C12)		
TM173	Analysis of Petroleum Hydrocarbons in Environmental Media – Total Petroleum Hydrocarbon Criteria	Determination of Speciated Extractable Petroleum Hydrocarbons in Soils by GC-FID		
TM218	Microwave extraction – EPA method 3546	Microwave extraction - EPA method 3546		

[1] Applies to Solid samples only. DRY indicates samples have been dried at 35°C. NA = not applicable.

CERTIFICATE OF ANALYSIS

SDG:	150724-95	**Location:**	CD	**Order Number:**	CD1310
Job:	H_ATKINS_LDC-411	**Customer:**	Atkins Global Ltd	**Report Number:**	323646
Client Reference:	MP68 validation pits	**Attention:**	Dan Hopkins	**Superseded Report:**	

Test Completion Dates

Lab Sample No(s)	11774251	11774255	11774259	11774264	11774269	11774274
Customer Sample Ref.	TPE3304_Pipe 1	TPE3304_Pipe 2	TPE3304_Pipe 3	TPE3304_Pipe 4	TPE3304_Pipe 5	TPE3304_Pipe 6
AGS Ref.						
Depth	1.10 - 1.10	1.10 - 1.10	1.10 - 1.10	1.10 - 1.10	0.80 - 0.80	1.00 - 1.00
Type	SOLID	SOLID	SOLID	SOLID	SOLID	SOLID
EPH CWG (Aliphatic) GC (S)	30-Jul-2015	31-Jul-2015	31-Jul-2015	31-Jul-2015	30-Jul-2015	31-Jul-2015
EPH CWG (Aromatic) GC (S)	30-Jul-2015	31-Jul-2015	31-Jul-2015	31-Jul-2015	30-Jul-2015	31-Jul-2015
GRO by GC-FID (S)	31-Jul-2015	31-Jul-2015	31-Jul-2015	31-Jul-2015	29-Jul-2015	29-Jul-2015
PAH by GCMS	03-Aug-2015	31-Jul-2015	31-Jul-2015	31-Jul-2015	03-Aug-2015	30-Jul-2015
Sample description	28-Jul-2015	28-Jul-2015	28-Jul-2015	28-Jul-2015	28-Jul-2015	28-Jul-2015
TPH CWG GC (S)	31-Jul-2015	31-Jul-2015	31-Jul-2015	31-Jul-2015	30-Jul-2015	31-Jul-2015

SDG:	150724-95	**Location:**	CD	**Order Number:**	CD1310
Job:	H_ATKINS_LDC-411	**Customer:**	Atkins Global Ltd	**Report Number:**	323646
Client Reference:	MP68 validation pits	**Attention:**	Dan Hopkins	**Superseded Report:**	

Appendix

General

1. Results are expressed on a dry weight basis (dried at 35ºC) for all soil analyses except for the following: NRA and CEN Leach tests, flash point LOI, pH, ammonium as NH4 by the BRE method, VOC TICS and SVOC TICS.

2. Samples will be run in duplicate upon request, but an additional charge may be incurred.

3. If sufficient sample is received a sub sample will be retained free of charge for 30 days after analysis is completed (e-mailed) for all sample types unless the sample is destroyed on testing. The prepared soil sub sample that is analysed for asbestos will be retained for a period of 6 months after the analysis date. All bulk samples will be retained for a period of 6 months after the analysis date. All samples received and not scheduled will be disposed of one month after the date of receipt unless we are instructed to the contrary. Once the initial period has expired, a storage charge will be applied for each month or part thereof until the client cancels the request for sample storage. ALcontrol Laboratories reserve the right to charge for samples received and stored but not analysed.

4. With respect to turnaround, we will always endeavour to meet client requirements wherever possible, but turnaround times cannot be absolutely guaranteed due to so many variables beyond our control.

5. We take responsibility for any test performed by sub-contractors (marked with an asterisk). We endeavour to use UKAS/MCERTS Accredited Laboratories, who either complete a quality questionnaire or are audited by ourselves. For some determinands there are no UKAS/MCERTS Accredited Laboratories, in this instance a laboratory with a known track record will be utilised.

6. When requested, the individual sub sample scheduled will be analysed in house for the presence of asbestos fibres and asbestos containing material by our documented in house method TM048 based on HSG 248 (2005), which is accredited to ISO17025. If a specific asbestos fibre type is not found this will be reported as “Not detected”. If no asbestos fibre types are found all will be reported as “Not detected” and the sub sample analysed deemed to be clear of asbestos. If an asbestos fibre type is found it will be reported as detected (for each fibre type found). Testing can be carried out on asbestos positive samples, but, due to Health and Safety considerations, may be replaced by alternative tests or reported as No Determination Possible. The quantity of asbestos present is not determined unless specifically requested.

7. If no separate volatile sample is supplied by the client, or if a headspace or sediment is present in the volatile sample, the integrity of the data may be compromised. This will be flagged up as an invalid VOC on the test schedule and the result marked as deviating on the test certificate.

8. If appropriate preserved bottles are not received preservation will take place on receipt. However, the integrity of the data may be compromised.

9. NDP -No determination possible due to insufficient/unsuitable sample.

10. Metals in water are performed on a filtered sample, and therefore represent dissolved metals -total metals must be requested separately.

11. Results relate only to the items tested.

12. LODs for wet tests reported on a dry weight basis are not corrected for moisture content.

13. **Surrogate recoveries** - Surrogates are added to your sample to monitor recovery of the test requested. A % recovery is reported, results are not corrected for the recovery measured. Typical recoveries for organics tests are 70-130%, they are generally wider for volatiles analysis, 50-150%. Recoveries in soils are affected by organic rich or clay rich matrices. Waters can be affected by remediation fluids or high amounts of sediment. Test results are only ever reported if all of the associated quality checks pass; it is assumed that all recoveries outside of the values above are due to matrix affect.

14. **Product analyses** -Organic analyses on products can only be semi-quantitative due to the matrix effects and high dilution factors employed.

15. Phenols monohydric by HPLC include phenol, cresols (2-Methylphenol, 3-Methylphenol and 4-Methylphenol) and Xylenols (2,3 Dimethylphenol, 2,4 Dimethylphenol, 2,5 Dimethylphenol, 2,6 Dimethylphenol, 3,4 Dimethyphenol, 3,5 Dimethylphenol).

16. Total of 5 speciated phenols by HPLC includes Phenol, 2,3,5-Trimethyl Phenol, 2-Isopropylphenol, Cresols and Xylenols (as detailed in 15).

17. Stones/debris are not routinely removed. We always endeavour to take a representative sub sample from the received sample.

18. In certain circumstances the method detection limit may be elevated due to the sample being outside the calibration range. Other factors that may contribute to this include possible interferences. In both cases the sample would be diluted which would cause the method detection limit to be raised.

19. Mercury results quoted on soils will not include volatile mercury as the analysis is performed on a dried and crushed sample.

20. For the BSEN 12457-3 two batch process to allow the cumulative release to be calculated, the volume of the leachate produced is measured and filtered for all tests. We therefore cannot carry out any unfiltered analysis. The tests affected include volatiles GCFID/GCMS and all subcontracted analysis.

21. For all leachate preparations (NRA, DIN, TCLP, BSEN 12457-1, 2, 3) volatile loss may occur, as we do not employ zero headspace extraction.

22. We are accredited to MCERTS for sand, clay and loam/topsoil, or any of these materials - whether these are derived from naturally occurring soil profiles, or from fill/made ground, as long as these materials constitute the major part of the sample. Other coarse granular material such as concrete, gravel and brick are not accredited if they comprise the major part of the sample.

23. Analysis and identification of specific compounds using GCFID is by retention time only, and we routinely calibrate and quantify for benzene, toluene, ethylbenzenes and xylenes (BTEX). For total volatiles in the C5-C12 range, the total area of the chromatogram is integrated and expressed as ug/kg or ug/l. Although this analysis is commonly used for the quantification of gasoline range organics (GRO), the system will also detect other compounds such as chlorinated solvents, and this may lead to a falsely high result with respect to hydrocarbons only. It is not possible to specifically identify these non-hydrocarbons, as standards are not routinely run for any other compounds, and for more definitive identification, volatiles by GCMS should be utilised.

Sample Deviations

1	Container with Headspace provided for volatiles analysis
2	Incorrect container received
3	Deviation from method
4	Holding time exceeded before sample received
5	Samples exceeded holding time before presevation was performed
§	Sampled on date not provided
♦	Sample holding time exceeded in laboratory
@	Sample holding time exceeded due to sampled on date
&	Sample Holding Time exceeded - Late arrival of instructions.

Asbestos

Identification of Asbestos in Bulk Materials & Soils

The results for identification of asbestos in bulk materials are obtained from supplied bulk materials which have been examined to determine the presence of asbestos fibres using Alcontrol Laboratories (Hawarden) in-house method of transmitted/polarised light microscopy and central stop dispersion staining, based on HSG 248 (2005).

The results for identification of asbestos in soils are obtained from a homogenised sub sample which has been examined to determine the presence of asbestos fibres using Alcontrol Laboratories (Hawarden) in-house method of transmitted/polarised light microscopy and central stop dispersion staining, based on HSG 248 (2005).

Asbestos Type	Common Name
Chrysotile	White Asbestos
Amosite	Brown Asbestos
Crocidolite	Blue Asbestos
Fibrous Actinolite	-
Fibrous Anthophyllite	-
Fibrous Tremolite	-

Visual Estimation Of Fibre Content

Estimation of fibre content is not permitted as part of our UKAS accredited test other than: - Trace - Where only one or two asbestos fibres were identified.

Further guidance on typical asbestos fibre content of manufactured products can be found in HSG 264.

The identification of asbestos containing materials and soils falls within our schedule of tests for which we hold UKAS accreditation, however opinions, interpretations and all other information contained in the report are outside the scope of UKAS accreditation.

ALcontrol Laboratories

Unit 7-8 Hawarden Business Park
Manor Road (off Manor Lane)
Hawarden
Deeside
CH5 3US
Tel: (01244) 528700
Fax: (01244) 528701
email: mkt@alcontrol.com
Website: www.alcontrol.com

Atkins Global Ltd
Project Jonah site office
Llan Coed House
Suite 24
Coed Darcy
Llandarcy
SA10 6HJ

Attention: Dan Hopkins

CERTIFICATE OF ANALYSIS

Date:	31 July 2015
Customer:	H_ATKINS_LDC
Sample Delivery Group (SDG):	150723-28
Your Reference:	MP68 pipe validation
Location:	CD
Report No:	323367

We received 5 samples on Thursday July 23, 2015 and 5 of these samples were scheduled for analysis which was completed on Friday July 31, 2015. Accredited laboratory tests are defined within the report, but opinions, interpretations and on-site data expressed herein are outside the scope of ISO 17025 accreditation.

Should this report require incorporation into client reports, it must be used in its entirety and not simply with the data sections alone.

All chemical testing (unless subcontracted) is performed at ALcontrol Hawarden Laboratories.

Approved By:



Sonia McWhan

Operations Manager

Alcontrol Laboratories is a trading division of ALcontrol UK Limited
Registered Office: Units 7 & 8 Hawarden Business Park, Manor Road, Hawarden, Deeside, CH5 3US. Registered in England and Wales No.

CERTIFICATE OF ANALYSIS

SDG:	150723-28	**Location:**	CD	**Order Number:**	CD1309
Job:	H_ATKINS_LDC-410	**Customer:**	Atkins Global Ltd	**Report Number:**	323367
Client Reference:	MP68 pipe validation	**Attention:**	Dan Hopkins	**Superseded Report:**	

Received Sample Overview

Lab Sample No(s)	Customer Sample Ref.	AGS Ref.	Depth (m)	Sampled Date
11763422	TPE2478_Pipe 2		2.10	22/07/2015
11763427	TPE2478_Pipe 3		3.00	22/07/2015
11763433	TPE2478_Pipe 4		3.40	22/07/2015
11763437	TPE2478_Pipe 5		3.90	22/07/2015
11763441	TPE2478_Pipe 6		1.00	22/07/2015

Only received samples which have had analysis scheduled will be shown on the following pages.

CERTIFICATE OF ANALYSIS

SDG:	150723-28	**Location:**	CD	**Order Number:**	CD1309
Job:	H_ATKINS_LDC-410	**Customer:**	Atkins Global Ltd	**Report Number:**	323367
Client Reference:	MP68 pipe validation	**Attention:**	Dan Hopkins	**Superseded Report:**	

SOLID

Results Legend

X **Test**

N **No Determination Possible**

			Lab Sample No(s)	11763422	11763427	11763433	11763437	11763441
			Customer Sample Reference	TPE2478_Pipe 2	TPE2478_Pipe 3	TPE2478_Pipe 4	TPE2478_Pipe 5	TPE2478_Pipe 6
			AGS Reference					
			Depth (m)	2.10	3.00	3.40	3.90	1.00
			Container	250g Amber Jar (AL	60g VOC (ALE215)	250g Amber Jar (AL	60g VOC (ALE215)	250g Amber Jar (AL	60g VOC (ALE215)	250g Amber Jar (AL	60g VOC (ALE215)	250g Amber Jar (AL	60g VOC (ALE215)
EPH CWG (Aliphatic) GC (S)	All	NDPs: 0 Tests: 5		X		X		X		X		X	
EPH CWG (Aromatic) GC (S)	All	NDPs: 0 Tests: 5		X		X		X		X		X	
GRO by GC-FID (S)	All	NDPs: 0 Tests: 5			X		X		X		X		X
PAH by GCMS	All	NDPs: 0 Tests: 5		X		X		X		X		X	
Sample description	All	NDPs: 0 Tests: 5		X		X		X		X		X	
TPH CWG GC (S)	All	NDPs: 0 Tests: 5		X		X		X		X		X	

CERTIFICATE OF ANALYSIS

SDG:	150723-28	**Location:**	CD	**Order Number:**	CD1309
Job:	H_ATKINS_LDC-410	**Customer:**	Atkins Global Ltd	**Report Number:**	323367
Client Reference:	MP68 pipe validation	**Attention:**	Dan Hopkins	**Superseded Report:**	

Sample Descriptions

Grain Sizes

very fine	<0.063mm	fine	0.063mm - 0.1mm	medium	0.1mm - 2mm	coarse	2mm - 10mm	very coarse	>10mm

Lab Sample No(s)	Customer Sample Ref.	Depth (m)	Colour	Description	Grain size	Inclusions	Inclusions 2
11763422	TPE2478_Pipe 2	2.10	Dark Brown	Sandy Loam	0.1 - 2 mm	Stones	Oil/Petroleum
11763427	TPE2478_Pipe 3	3.00	Dark Brown	Sandy Clay Loam	0.1 - 2 mm	Oil/Petroleum	Stones
11763433	TPE2478_Pipe 4	3.40	Dark Brown	Sandy Loam	0.1 - 2 mm	Stones	Oil/Petroleum
11763437	TPE2478_Pipe 5	3.90	Dark Brown	Sandy Silt Loam	0.1 - 2 mm	Stones	Oil/Petroleum
11763441	TPE2478_Pipe 6	1.00	Green	Loamy Sand	0.1 - 2 mm	Stones	Oil/Petroleum

These descriptions are only intended to act as a cross check if sample identities are questioned, and to provide a log of sample matrices with respect to MCERTS validation. They are not intended as full geological descriptions.

We are accredited to MCERTS for sand, clay and loam/topsoil, or any of these materials - whether these are derived from naturally ocurring soil profiles, or from fill/made ground, as long as these materials constitute the major part of the sample.

Other coarse granular materials such as concrete, gravel and brick are not accredited if they comprise the major part of the sample.

CERTIFICATE OF ANALYSIS

SDG:	150723-28	**Location:**	CD	**Order Number:**	CD1309
Job:	H_ATKINS_LDC-410	**Customer:**	Atkins Global Ltd	**Report Number:**	323367
Client Reference:	MP68 pipe validation	**Attention:**	Dan Hopkins	**Superseded Report:**	

Results Legend	
#	ISO17025 accredited.
M	*m*CERTS accredited.
aq	Aqueous / settled sample.
diss.filt	Dissolved / filtered sample.
tot.unfilt	Total / unfiltered sample.
*	Subcontracted test.
**	% recovery of the surrogate standard to check the efficiency of the method. The results of individual compounds within samples aren't corrected for the recovery
(F)	Trigger breach confirmed
1-5&+§@	Sample deviation (see appendix)

Component	LOD/Units	Method	Customer Sample R	TPE2478_Pipe 2	TPE2478_Pipe 3	TPE2478_Pipe 4	TPE2478_Pipe 5	TPE2478_Pipe 6
			Depth (m)	2.10	3.00	3.40	3.90	1.00
			Sample Type	Soil/Solid	Soil/Solid	Soil/Solid	Soil/Solid	Soil/Solid
			Date Sampled	22/07/2015	22/07/2015	22/07/2015	22/07/2015	22/07/2015
			Sample Time	.	.	.	.	.
			Date Received	23/07/2015	23/07/2015	23/07/2015	23/07/2015	23/07/2015
			SDG Ref	150723-28	150723-28	150723-28	150723-28	150723-28
			Lab Sample No.(s)	11763422	11763427	11763433	11763437	11763441
			AGS Reference					
Moisture Content Ratio (% of as received sample)	%	PM024		16	17	10	14	12

CERTIFICATE OF ANALYSIS

SDG:	150723-28	**Location:**	CD	**Order Number:**	CD1309
Job:	H_ATKINS_LDC-410	**Customer:**	Atkins Global Ltd	**Report Number:**	323367
Client Reference:	MP68 pipe validation	**Attention:**	Dan Hopkins	**Superseded Report:**	

PAH by GCMS

Results Legend	
#	ISO17025 accredited.
M	*m*CERTS accredited.
aq	Aqueous / settled sample.
diss.filt	Dissolved / filtered sample.
tot.unfilt	Total / unfiltered sample.
*	Subcontracted test.
**	% recovery of the surrogate standard to check the efficiency of the method. The results of individual compounds within samples aren't corrected for the recovery
(F)	Trigger breach confirmed
1-5&+§@	Sample deviation (see appendix)

Component	LOD/Units	Method	Customer Sample R	TPE2478_Pipe 2	TPE2478_Pipe 3	TPE2478_Pipe 4	TPE2478_Pipe 5	TPE2478_Pipe 6
			Depth (m)	2.10	3.00	3.40	3.90	1.00
			Sample Type	Soil/Solid	Soil/Solid	Soil/Solid	Soil/Solid	Soil/Solid
			Date Sampled	22/07/2015	22/07/2015	22/07/2015	22/07/2015	22/07/2015
			Sample Time	.	.	.	.	.
			Date Received	23/07/2015	23/07/2015	23/07/2015	23/07/2015	23/07/2015
			SDG Ref	150723-28	150723-28	150723-28	150723-28	150723-28
			Lab Sample No.(s)	11763422	11763427	11763433	11763437	11763441
			AGS Reference					
Naphthalene-d8 % recovery**	%	TM218		91.7	88.1	88.5	88.8	89.9
Acenaphthene-d10 % recovery**	%	TM218		90.7	85.1	88.2	89.1	90.4
Phenanthrene-d10 % recovery**	%	TM218		92.4	82.5	90.6	89.3	91.4
Chrysene-d12 % recovery**	%	TM218		88.4	81.1	88.9	85.4	90.8
Perylene-d12 % recovery**	%	TM218		92	77.5	91.9	87.4	96.1
Naphthalene	<9 µg/kg	TM218		778 M	639 M	74.6 M	139 M	131 M
Acenaphthylene	<12 µg/kg	TM218		<12 M	<12 M	<12 M	99.7 M	42.1 M
Acenaphthene	<8 µg/kg	TM218		321 M	192 M	<8 M	57.4 M	116 M
Fluorene	<10 µg/kg	TM218		863 M	610 M	74.4 M	110 M	217 M
Phenanthrene	<15 µg/kg	TM218		1830 M	1080 M	190 M	885 M	281 M
Anthracene	<16 µg/kg	TM218		471 M	362 M	32.2 M	322 M	143 M
Fluoranthene	<17 µg/kg	TM218		954 M	522 M	40.5 M	1550 M	486 M
Pyrene	<15 µg/kg	TM218		973 M	577 M	32.9 M	1350 M	342 M
Benz(a)anthracene	<14 µg/kg	TM218		432 M	206 M	<14 M	515 M	109 M
Chrysene	<10 µg/kg	TM218		506 M	266 M	28.9 M	452 M	121 M
Benzo(b)fluoranthene	<15 µg/kg	TM218		596 M	232 M	34.3 M	562 M	135 M
Benzo(k)fluoranthene	<14 µg/kg	TM218		204 M	78.5 M	<14 M	178 M	42.5 M
Benzo(a)pyrene	<15 µg/kg	TM218		353 M	165 M	<15 M	398 M	72.4 M
Indeno(1,2,3-cd)pyrene	<18 µg/kg	TM218		238 M	97.2 M	<18 M	196 M	39.9 M
Dibenzo(a,h)anthracene	<23 µg/kg	TM218		87.7 M	<23 M	<23 M	62.7 M	<23 M
Benzo(g,h,i)perylene	<24 µg/kg	TM218		297 M	117 M	<24 M	232 M	47 M
PAH, Total Detected USEPA 16	<118 µg/kg	TM218		8900	5140	507	7110	2320

CERTIFICATE OF ANALYSIS

SDG:	150723-28	**Location:**	CD	**Order Number:**	CD1309
Job:	H_ATKINS_LDC-410	**Customer:**	Atkins Global Ltd	**Report Number:**	323367
Client Reference:	MP68 pipe validation	**Attention:**	Dan Hopkins	**Superseded Report:**	

TPH CWG (S)

Results Legend

#	ISO17025 accredited.
M	*m*CERTS accredited.
aq	Aqueous / settled sample.
diss.filt	Dissolved / filtered sample.
tot.unfilt	Total / unfiltered sample.
*	Subcontracted test.
**	% recovery of the surrogate standard to check the efficiency of the method. The results of individual compounds within samples aren't corrected for the recovery
(F)	Trigger breach confirmed
1-5&+§@	Sample deviation (see appendix)

Component	LOD/Units	Method	Customer Sample R	TPE2478_Pipe 2	TPE2478_Pipe 3	TPE2478_Pipe 4	TPE2478_Pipe 5	TPE2478_Pipe 6
			Depth (m)	2.10	3.00	3.40	3.90	1.00
			Sample Type	Soil/Solid	Soil/Solid	Soil/Solid	Soil/Solid	Soil/Solid
			Date Sampled	22/07/2015	22/07/2015	22/07/2015	22/07/2015	22/07/2015
			Sample Time	.	.	.	.	.
			Date Received	23/07/2015	23/07/2015	23/07/2015	23/07/2015	23/07/2015
			SDG Ref	150723-28	150723-28	150723-28	150723-28	150723-28
			Lab Sample No.(s)	11763422	11763427	11763433	11763437	11763441
			AGS Reference					
GRO Surrogate % recovery**	%	TM089		135	112	80	81	83
GRO TOT (Moisture Corrected)	<44 µg/kg	TM089		1240000 M	790000 M	127000 M	246000 M	238000 M
Methyl tertiary butyl ether (MTBE)	<5 µg/kg	TM089		<100 M	<50 M	<20 M	<50 M	<20 M
Benzene	<10 µg/kg	TM089		269 M	472 M	<40 M	<100 M	<40 M
Toluene	<2 µg/kg	TM089		<40 M	<20 M	<8 M	<20 M	<8 M
Ethylbenzene	<3 µg/kg	TM089		<60 M	<30 M	<12 M	<30 M	<12 M
m,p-Xylene	<6 µg/kg	TM089		<120 M	<60 M	<24 M	<60 M	<24 M
o-Xylene	<3 µg/kg	TM089		<60 M	<30 M	<12 M	<30 M	<12 M
sum of detected mpo xylene by GC	<9 µg/kg	TM089		<9	<9	<9	<9	<9
sum of detected BTEX by GC	<24 µg/kg	TM089		269	472	<24	<24	<24
Aliphatics >C5-C6	<10 µg/kg	TM089		907	2170	139	<100	578
Aliphatics >C6-C8	<10 µg/kg	TM089		170000	101000	4630	2710	15300
Aliphatics >C8-C10	<10 µg/kg	TM089		394000	279000	30100	84900	70800
Aliphatics >C10-C12	<10 µg/kg	TM089		249000	133000	43300	61000	62300
Aliphatics >C12-C16	<100 µg/kg	TM173		1820000	1070000	662000	146000	719000
Aliphatics >C16-C21	<100 µg/kg	TM173		2210000	702000	46100	78200	126000
Aliphatics >C21-C35	<100 µg/kg	TM173		2270000	1720000	121000	101000	229000
Aliphatics >C35-C44	<100 µg/kg	TM173		221000	328000	8640	18900	16400
Total Aliphatics >C12-C44	<100 µg/kg	TM173		6520000	3820000	838000	344000	1090000
Aromatics >EC5-EC7	<10 µg/kg	TM089		269	472	<40	<100	41
Aromatics >EC7-EC8	<10 µg/kg	TM089		<200	<100	<40	<100	<40
Aromatics >EC8-EC10	<10 µg/kg	TM089		263000	186000	20100	56600	47200
Aromatics >EC10-EC12	<10 µg/kg	TM089		166000	88400	28900	40700	41500
Aromatics >EC12-EC16	<100 µg/kg	TM173		146000	112000	27200	36500	47000
Aromatics >EC16-EC21	<100 µg/kg	TM173		389000	210000	13900	49600	35800
Aromatics >EC21-EC35	<100 µg/kg	TM173		736000	743000	53400	94200	95400
Aromatics >EC35-EC44	<100 µg/kg	TM173		208000	219000	7370	31500	11800
Aromatics >EC40-EC44	<100 µg/kg	TM173		74200	77600	2050	12900	2930
Total Aromatics >EC12-EC44	<100 µg/kg	TM173		1480000	1280000	102000	212000	190000
Total Aliphatics & Aromatics >C5-C44	<100 µg/kg	TM173		9250000	5890000	1070000	802000	1520000

CERTIFICATE OF ANALYSIS

SDG:	150723-28	**Location:**	CD	**Order Number:**	CD1309
Job:	H_ATKINS_LDC-410	**Customer:**	Atkins Global Ltd	**Report Number:**	323367
Client Reference:	MP68 pipe validation	**Attention:**	Dan Hopkins	**Superseded Report:**	

Table of Results - Appendix

Method No	Reference	Description	Wet/Dry Sample [1]	Surrogate Corrected
PM024	Modified BS 1377	Soil preparation including homogenisation, moisture screens of soils for Asbestos Containing Material		
TM089	Modified: US EPA Methods 8020 & 602	Determination of Gasoline Range Hydrocarbons (GRO) and BTEX (MTBE) compounds by Headspace GC-FID (C4-C12)		
TM173	Analysis of Petroleum Hydrocarbons in Environmental Media – Total Petroleum Hydrocarbon Criteria	Determination of Speciated Extractable Petroleum Hydrocarbons in Soils by GC-FID		
TM218	Microwave extraction – EPA method 3546	Microwave extraction - EPA method 3546		

[1] Applies to Solid samples only. DRY indicates samples have been dried at 35°C. NA = not applicable.

CERTIFICATE OF ANALYSIS

SDG:	150723-28	**Location:**	CD	**Order Number:**	CD1309
Job:	H_ATKINS_LDC-410	**Customer:**	Atkins Global Ltd	**Report Number:**	323367
Client Reference:	MP68 pipe validation	**Attention:**	Dan Hopkins	**Superseded Report:**	

Test Completion Dates

Lab Sample No(s)	11763422	11763427	11763433	11763437	11763441
Customer Sample Ref.	TPE2478_Pipe 2	TPE2478_Pipe 3	TPE2478_Pipe 4	TPE2478_Pipe 5	TPE2478_Pipe 6
AGS Ref.					
Depth	2.10	3.00	3.40	3.90	1.00
Type	SOLID	SOLID	SOLID	SOLID	SOLID
EPH CWG (Aliphatic) GC (S)	29-Jul-2015	29-Jul-2015	29-Jul-2015	29-Jul-2015	29-Jul-2015
EPH CWG (Aromatic) GC (S)	29-Jul-2015	29-Jul-2015	29-Jul-2015	29-Jul-2015	29-Jul-2015
GRO by GC-FID (S)	30-Jul-2015	29-Jul-2015	28-Jul-2015	30-Jul-2015	28-Jul-2015
PAH by GCMS	29-Jul-2015	31-Jul-2015	29-Jul-2015	29-Jul-2015	29-Jul-2015
Sample description	27-Jul-2015	27-Jul-2015	27-Jul-2015	27-Jul-2015	27-Jul-2015
TPH CWG GC (S)	30-Jul-2015	29-Jul-2015	29-Jul-2015	30-Jul-2015	29-Jul-2015

SDG:	150723-28	**Location:**	CD	**Order Number:**	CD1309
Job:	H_ATKINS_LDC-410	**Customer:**	Atkins Global Ltd	**Report Number:**	323367
Client Reference:	MP68 pipe validation	**Attention:**	Dan Hopkins	**Superseded Report:**	

Appendix

General

1. Results are expressed on a dry weight basis (dried at 35ºC) for all soil analyses except for the following: NRA and CEN Leach tests, flash point LOI, pH, ammonium as NH4 by the BRE method, VOC TICS and SVOC TICS.

2. Samples will be run in duplicate upon request, but an additional charge may be incurred.

3. If sufficient sample is received a sub sample will be retained free of charge for 30 days after analysis is completed (e-mailed) for all sample types unless the sample is destroyed on testing. The prepared soil sub sample that is analysed for asbestos will be retained for a period of 6 months after the analysis date. All bulk samples will be retained for a period of 6 months after the analysis date. All samples received and not scheduled will be disposed of one month after the date of receipt unless we are instructed to the contrary. Once the initial period has expired, a storage charge will be applied for each month or part thereof until the client cancels the request for sample storage. ALcontrol Laboratories reserve the right to charge for samples received and stored but not analysed.

4. With respect to turnaround, we will always endeavour to meet client requirements wherever possible, but turnaround times cannot be absolutely guaranteed due to so many variables beyond our control.

5. We take responsibility for any test performed by sub-contractors (marked with an asterisk). We endeavour to use UKAS/MCERTS Accredited Laboratories, who either complete a quality questionnaire or are audited by ourselves. For some determinands there are no UKAS/MCERTS Accredited Laboratories, in this instance a laboratory with a known track record will be utilised.

6. When requested, the individual sub sample scheduled will be analysed in house for the presence of asbestos fibres and asbestos containing material by our documented in house method TM048 based on HSG 248 (2005), which is accredited to ISO17025. If a specific asbestos fibre type is not found this will be reported as “Not detected”. If no asbestos fibre types are found all will be reported as “Not detected” and the sub sample analysed deemed to be clear of asbestos. If an asbestos fibre type is found it will be reported as detected (for each fibre type found). Testing can be carried out on asbestos positive samples, but, due to Health and Safety considerations, may be replaced by alternative tests or reported as No Determination Possible. The quantity of asbestos present is not determined unless specifically requested.

7. If no separate volatile sample is supplied by the client, or if a headspace or sediment is present in the volatile sample, the integrity of the data may be compromised. This will be flagged up as an invalid VOC on the test schedule and the result marked as deviating on the test certificate.

8. If appropriate preserved bottles are not received preservation will take place on receipt. However, the integrity of the data may be compromised.

9. NDP -No determination possible due to insufficient/unsuitable sample.

10. Metals in water are performed on a filtered sample, and therefore represent dissolved metals -total metals must be requested separately.

11. Results relate only to the items tested.

12. LODs for wet tests reported on a dry weight basis are not corrected for moisture content.

13. **Surrogate recoveries** - Surrogates are added to your sample to monitor recovery of the test requested. A % recovery is reported, results are not corrected for the recovery measured. Typical recoveries for organics tests are 70-130%, they are generally wider for volatiles analysis, 50-150%. Recoveries in soils are affected by organic rich or clay rich matrices. Waters can be affected by remediation fluids or high amounts of sediment. Test results are only ever reported if all of the associated quality checks pass; it is assumed that all recoveries outside of the values above are due to matrix affect.

14. **Product analyses** -Organic analyses on products can only be semi-quantitative due to the matrix effects and high dilution factors employed.

15. Phenols monohydric by HPLC include phenol, cresols (2-Methylphenol, 3-Methylphenol and 4-Methylphenol) and Xylenols (2,3 Dimethylphenol, 2,4 Dimethylphenol, 2,5 Dimethylphenol, 2,6 Dimethylphenol, 3,4 Dimethyphenol, 3,5 Dimethylphenol).

16. Total of 5 speciated phenols by HPLC includes Phenol, 2,3,5-Trimethyl Phenol, 2-Isopropylphenol, Cresols and Xylenols (as detailed in 15).

17. Stones/debris are not routinely removed. We always endeavour to take a representative sub sample from the received sample.

18. In certain circumstances the method detection limit may be elevated due to the sample being outside the calibration range. Other factors that may contribute to this include possible interferences. In both cases the sample would be diluted which would cause the method detection limit to be raised.

19. Mercury results quoted on soils will not include volatile mercury as the analysis is performed on a dried and crushed sample.

20. For the BSEN 12457-3 two batch process to allow the cumulative release to be calculated, the volume of the leachate produced is measured and filtered for all tests. We therefore cannot carry out any unfiltered analysis. The tests affected include volatiles GCFID/GCMS and all subcontracted analysis.

21. For all leachate preparations (NRA, DIN, TCLP, BSEN 12457-1, 2, 3) volatile loss may occur, as we do not employ zero headspace extraction.

22. We are accredited to MCERTS for sand, clay and loam/topsoil, or any of these materials - whether these are derived from naturally occurring soil profiles, or from fill/made ground, as long as these materials constitute the major part of the sample. Other coarse granular material such as concrete, gravel and brick are not accredited if they comprise the major part of the sample.

23. Analysis and identification of specific compounds using GCFID is by retention time only, and we routinely calibrate and quantify for benzene, toluene, ethylbenzenes and xylenes (BTEX). For total volatiles in the C5-C12 range, the total area of the chromatogram is integrated and expressed as ug/kg or ug/l. Although this analysis is commonly used for the quantification of gasoline range organics (GRO), the system will also detect other compounds such as chlorinated solvents, and this may lead to a falsely high result with respect to hydrocarbons only. It is not possible to specifically identify these non-hydrocarbons, as standards are not routinely run for any other compounds, and for more definitive identification, volatiles by GCMS should be utilised.

Sample Deviations

1	Container with Headspace provided for volatiles analysis
2	Incorrect container received
3	Deviation from method
4	Holding time exceeded before sample received
5	Samples exceeded holding time before presevation was performed
§	Sampled on date not provided
♦	Sample holding time exceeded in laboratory
@	Sample holding time exceeded due to sampled on date
&	Sample Holding Time exceeded - Late arrival of instructions.

Asbestos

Identification of Asbestos in Bulk Materials & Soils

The results for identification of asbestos in bulk materials are obtained from supplied bulk materials which have been examined to determine the presence of asbestos fibres using Alcontrol Laboratories (Hawarden) in-house method of transmitted/polarised light microscopy and central stop dispersion staining, based on HSG 248 (2005).

The results for identification of asbestos in soils are obtained from a homogenised sub sample which has been examined to determine the presence of asbestos fibres using Alcontrol Laboratories (Hawarden) in-house method of transmitted/polarised light microscopy and central stop dispersion staining, based on HSG 248 (2005).

Asbestos Type	Common Name
Chrysotile	White Asbestos
Amosite	Brown Asbestos
Crocidolite	Blue Asbestos
Fibrous Actinolite	-
Fibrous Anthophyllite	-
Fibrous Tremolite	-

Visual Estimation Of Fibre Content

Estimation of fibre content is not permitted as part of our UKAS accredited test other than: - Trace - Where only one or two asbestos fibres were identified.

Further guidance on typical asbestos fibre content of manufactured products can be found in HSG 264.

The identification of asbestos containing materials and soils falls within our schedule of tests for which we hold UKAS accreditation, however opinions, interpretations and all other information contained in the report are outside the scope of UKAS accreditation.

ALcontrol Laboratories

Unit 7-8 Hawarden Business Park
Manor Road (off Manor Lane)
Hawarden
Deeside
CH5 3US
Tel: (01244) 528700
Fax: (01244) 528701
email: mkt@alcontrol.com
Website: www.alcontrol.com

Atkins Global Ltd
Project Jonah site office
Llan Coed House
Suite 24
Coed Darcy
Llandarcy
SA10 6HJ

Attention: Dan Hopkins

CERTIFICATE OF ANALYSIS

Date:	03 August 2015
Customer:	H_ATKINS_LDC
Sample Delivery Group (SDG):	150722-99
Your Reference:	MP68 pipe validation
Location:	CD
Report No:	323708

This report has been revised and directly supersedes 323283 in its entirety.

We received 11 samples on Wednesday July 22, 2015 and 11 of these samples were scheduled for analysis which was completed on Monday August 03, 2015. Accredited laboratory tests are defined within the report, but opinions, interpretations and on-site data expressed herein are outside the scope of ISO 17025 accreditation.

Should this report require incorporation into client reports, it must be used in its entirety and not simply with the data sections alone.

All chemical testing (unless subcontracted) is performed at ALcontrol Hawarden Laboratories.

Approved By:



Sonia McWhan

Operations Manager

Alcontrol Laboratories is a trading division of ALcontrol UK Limited
Registered Office: Units 7 & 8 Hawarden Business Park, Manor Road, Hawarden, Deeside, CH5 3US. Registered in England and Wales No.

CERTIFICATE OF ANALYSIS

SDG:	150722-99	**Location:**	CD	**Order Number:**	CD1306
Job:	H_ATKINS_LDC-409	**Customer:**	Atkins Global Ltd	**Report Number:**	323708
Client Reference:	MP68 pipe validation	**Attention:**	Dan Hopkins	**Superseded Report:**	323283

Received Sample Overview

Lab Sample No(s)	Customer Sample Ref.	AGS Ref.	Depth (m)	Sampled Date
11758475	TPE2707		1.10	21/07/2015
11758471	TPE2760		1.10	21/07/2015
11758490	TPE2479_PIPE		0.90	21/07/2015
11758486	TPE2605_PIPE		0.90	21/07/2015
11758449	TPE2478_PIPE 1		2.20	21/07/2015
11758494	TPE2516_PIPE 1		0.80	21/07/2015
11758498	TPE2516_PIPE 2		1.10	21/07/2015
11758445	TPE2893_PIPE 1		0.90	21/07/2015
11758457	TPE2893_PIPE 2		0.90	21/07/2015
11758467	TPE2893_PIPE 3		0.90	21/07/2015
11758453	TPE2478_WAX		0.00 - 0.00	21/07/2015

Only received samples which have had analysis scheduled will be shown on the following pages.

CERTIFICATE OF ANALYSIS

SDG:	150722-99	**Location:**	CD	**Order Number:**	CD1306
Job:	H_ATKINS_LDC-409	**Customer:**	Atkins Global Ltd	**Report Number:**	323708
Client Reference:	MP68 pipe validation	**Attention:**	Dan Hopkins	**Superseded Report:**	323283

SOLID

Results Legend

X **Test**

N **No Determination Possible**

		Lab Sample No(s)	Customer Sample Reference	AGS Reference	Depth (m)	Container
EPH CWG (Aliphatic) GC (S)	All	NDPs: 0 Tests: 11				
EPH CWG (Aromatic) GC (S)	All	NDPs: 0 Tests: 11				
GRO by GC-FID (S)	All	NDPs: 0 Tests: 11				
PAH by GCMS	All	NDPs: 0 Tests: 11				
Sample description	All	NDPs: 0 Tests: 10				
TPH CWG GC (S)	All	NDPs: 0 Tests: 11				

Lab Sample No(s)	Customer Sample Reference	AGS Reference	Depth (m)	Container	EPH CWG (Aliphatic) GC (S)	EPH CWG (Aromatic) GC (S)	GRO by GC-FID (S)	PAH by GCMS	Sample description	TPH CWG GC (S)
11758475	TPE2707		1.10	250g Amber Jar (AL	X	X		X	X	X
11758471	TPE2760		1.10	60g VOC (ALE215)	X	X	X	X	X	X
11758490	TPE2479_PIPE		0.90	250g Amber Jar (AL	X	X		X	X	X
11758486	TPE2605_PIPE		0.90	60g VOC (ALE215)	X	X	X	X	X	X
11758449	TPE2478_PIPE 1		2.20	250g Amber Jar (AL	X	X		X	X	X
11758494	TPE2516_PIPE 1		0.80	60g VOC (ALE215)	X	X	X	X	X	X
11758498	TPE2516_PIPE 2		1.10	250g Amber Jar (AL	X	X		X		X
11758445	TPE2893_PIPE 1		0.90	60g VOC (ALE215)	X	X	X	X	X	X
11758457	TPE2893_PIPE 2		0.90	250g Amber Jar (AL	X	X		X	X	X
11758467	TPE2893_PIPE 3		0.90	60g VOC (ALE215)	X	X	X	X	X	X
11758453	TPE2478_WAX		0.00 - 0.00	250g Amber Jar (AL	X	X		X	X	X
				60g VOC (ALE215)			X			

CERTIFICATE OF ANALYSIS

SDG:	150722-99	**Location:**	CD	**Order Number:**	CD1306
Job:	H_ATKINS_LDC-409	**Customer:**	Atkins Global Ltd	**Report Number:**	323708
Client Reference:	MP68 pipe validation	**Attention:**	Dan Hopkins	**Superseded Report:**	323283

Sample Descriptions

Grain Sizes

very fine	<0.063mm	fine	0.063mm - 0.1mm	medium	0.1mm - 2mm	coarse	2mm - 10mm	very coarse	>10mm

Lab Sample No(s)	Customer Sample Ref.	Depth (m)	Colour	Description	Grain size	Inclusions	Inclusions 2
11758475	TPE2707	1.10	Dark Brown	Sandy Loam	0.1 - 2 mm	Stones	Vegetation
11758471	TPE2760	1.10	Dark Brown	Sandy Loam	0.1 - 2 mm	Stones	Vegetation
11758490	TPE2479_PIPE	0.90	Dark Brown	Sandy Loam	0.1 - 2 mm	Stones	Vegetation
11758486	TPE2605_PIPE	0.90	Dark Brown	Sandy Loam	0.1 - 2 mm	Stones	Oil/Petroleum
11758449	TPE2478_PIPE 1	2.20	Dark Brown	Silty Clay Loam	0.1 - 2 mm	Stones	Oil/Petroleum
11758494	TPE2516_PIPE 1	0.80	Dark Brown	Sandy Silt Loam	0.1 - 2 mm	Vegetation	Stones
11758498	TPE2516_PIPE 2	1.10	Dark Brown	Sandy Loam	0.1 - 2 mm	Stones	Vegetation
11758445	TPE2893_PIPE 1	0.90	Dark Brown	Sandy Loam	0.1 - 2 mm	Stones	Vegetation
11758457	TPE2893_PIPE 2	0.90	Dark Brown	Stone/Soil	2 - 10 mm	Stones	Vegetation
11758467	TPE2893_PIPE 3	0.90	Dark Brown	Sandy Loam	0.1 - 2 mm	Stones	Vegetation
11758453	TPE2478_WAX	0.00 - 0.00	Dark Brown	N/A	0.1 - 2 mm	Oil/Petroleum	Vegetation

These descriptions are only intended to act as a cross check if sample identities are questioned, and to provide a log of sample matrices with respect to MCERTS validation. They are not intended as full geological descriptions.

We are accredited to MCERTS for sand, clay and loam/topsoil, or any of these materials - whether these are derived from naturally ocurring soil profiles, or from fill/made ground, as long as these materials constitute the major part of the sample.

Other coarse granular materials such as concrete, gravel and brick are not accredited if they comprise the major part of the sample.

CERTIFICATE OF ANALYSIS

SDG:	150722-99	**Location:**	CD	**Order Number:**	CD1306
Job:	H_ATKINS_LDC-409	**Customer:**	Atkins Global Ltd	**Report Number:**	323708
Client Reference:	MP68 pipe validation	**Attention:**	Dan Hopkins	**Superseded Report:**	323283

Results Legend

#	ISO17025 accredited.
M	*m*CERTS accredited.
aq	Aqueous / settled sample.
diss.filt	Dissolved / filtered sample.
tot.unfilt	Total / unfiltered sample.
*	Subcontracted test.
**	% recovery of the surrogate standard to check the efficiency of the method. The results of individual compounds within samples aren't corrected for the recovery
(F)	Trigger breach confirmed
1-5&+§@	Sample deviation (see appendix)

Component	LOD/Units	Method	Customer Sample R	TPE2707	TPE2760	TPE2479_PIPE	TPE2605_PIPE	TPE2478_PIPE 1	TPE2516_PIPE 1
			Depth (m)	1.10	1.10	0.90	0.90	2.20	0.80
			Sample Type	Soil/Solid	Soil/Solid	Soil/Solid	Soil/Solid	Soil/Solid	Soil/Solid
			Date Sampled	21/07/2015	21/07/2015	21/07/2015	21/07/2015	21/07/2015	21/07/2015
			Sample Time	.	.	.	.	.	.
			Date Received	22/07/2015	22/07/2015	22/07/2015	22/07/2015	22/07/2015	22/07/2015
			SDG Ref	150722-99	150722-99	150722-99	150722-99	150722-99	150722-99
			Lab Sample No.(s)	11758475	11758471	11758490	11758486	11758449	11758494
			AGS Reference						
Moisture Content Ratio (% of as received sample)	%	PM024		18	17	10	15	16	32

CERTIFICATE OF ANALYSIS

SDG:	150722-99	**Location:**	CD	**Order Number:**	CD1306
Job:	H_ATKINS_LDC-409	**Customer:**	Atkins Global Ltd	**Report Number:**	323708
Client Reference:	MP68 pipe validation	**Attention:**	Dan Hopkins	**Superseded Report:**	323283

Results Legend	
#	ISO17025 accredited.
M	*m*CERTS accredited.
aq	Aqueous / settled sample.
diss.filt	Dissolved / filtered sample.
tot.unfilt	Total / unfiltered sample.
*	Subcontracted test.
**	% recovery of the surrogate standard to check the efficiency of the method. The results of individual compounds within samples aren't corrected for the recovery
(F)	Trigger breach confirmed
1-5&+§@	Sample deviation (see appendix)

Component	LOD/Units	Method	Customer Sample R	TPE2516_PIPE 2	TPE2893_PIPE 1	TPE2893_PIPE 2	TPE2893_PIPE 3	TPE2478_WAX
			Depth (m)	1.10	0.90	0.90	0.90	0.00 - 0.00
			Sample Type	Soil/Solid	Soil/Solid	Soil/Solid	Soil/Solid	Soil/Solid
			Date Sampled	21/07/2015	21/07/2015	21/07/2015	21/07/2015	21/07/2015
			Sample Time	.	.	.	.	.
			Date Received	22/07/2015	22/07/2015	22/07/2015	22/07/2015	22/07/2015
			SDG Ref	150722-99	150722-99	150722-99	150722-99	150722-99
			Lab Sample No.(s)	11758498	11758445	11758457	11758467	11758453
			AGS Reference					
Moisture Content Ratio (% of as received sample)	%	PM024		20	11	10	8.7	0.58

CERTIFICATE OF ANALYSIS

SDG:	150722-99	**Location:**	CD	**Order Number:**	CD1306
Job:	H_ATKINS_LDC-409	**Customer:**	Atkins Global Ltd	**Report Number:**	323708
Client Reference:	MP68 pipe validation	**Attention:**	Dan Hopkins	**Superseded Report:**	323283

PAH by GCMS

Results Legend	
#	ISO17025 accredited.
M	*m*CERTS accredited.
aq	Aqueous / settled sample.
diss.filt	Dissolved / filtered sample.
tot.unfilt	Total / unfiltered sample.
*	Subcontracted test.
**	% recovery of the surrogate standard to check the efficiency of the method. The results of individual compounds within samples aren't corrected for the recovery
(F)	Trigger breach confirmed
1-5&+§@	Sample deviation (see appendix)

Component	LOD/Units	Method	Customer Sample R	TPE2707	TPE2760	TPE2479_PIPE	TPE2605_PIPE	TPE2478_PIPE 1	TPE2516_PIPE 1
			Depth (m)	1.10	1.10	0.90	0.90	2.20	0.80
			Sample Type	Soil/Solid	Soil/Solid	Soil/Solid	Soil/Solid	Soil/Solid	Soil/Solid
			Date Sampled	21/07/2015	21/07/2015	21/07/2015	21/07/2015	21/07/2015	21/07/2015
			Sample Time	.	.	.	.	.	.
			Date Received	22/07/2015	22/07/2015	22/07/2015	22/07/2015	22/07/2015	22/07/2015
			SDG Ref	150722-99	150722-99	150722-99	150722-99	150722-99	150722-99
			Lab Sample No.(s)	11758475	11758471	11758490	11758486	11758449	11758494
			AGS Reference						
Naphthalene-d8 % recovery**	%	TM218		92.4	80.4	87.3	89.6	88.8	88.1
Acenaphthene-d10 % recovery**	%	TM218		93.6	78.2	88.6	91.2	89.1	84.8
Phenanthrene-d10 % recovery**	%	TM218		92.5	76.8	88.8	91.4	89.5	83.1
Chrysene-d12 % recovery**	%	TM218		90.3	74.1	88.9	90.4	88.8	74.6
Perylene-d12 % recovery**	%	TM218		91.8	76	92.6	94.1	94	68
Naphthalene	<9 µg/kg	TM218		21.4 M	39 M	51.3 M	182 M	156 M	76.5 M
Acenaphthylene	<12 µg/kg	TM218		<12 M	<12 M	<12 M	<12 M	<12 M	87 M
Acenaphthene	<8 µg/kg	TM218		<8 M	15.1 M	10.8 M	32.5 M	117 M	<8 M
Fluorene	<10 µg/kg	TM218		<10 M	22.6 M	42.4 M	95.9 M	114 M	<10 M
Phenanthrene	<15 µg/kg	TM218		47 M	76.6 M	114 M	256 M	367 M	251 M
Anthracene	<16 µg/kg	TM218		27.3 M	36 M	39 M	127 M	108 M	459 M
Fluoranthene	<17 µg/kg	TM218		85.9 M	72.4 M	53.7 M	252 M	253 M	376 M
Pyrene	<15 µg/kg	TM218		83.2 M	73.3 M	57.5 M	324 M	329 M	1070 M
Benz(a)anthracene	<14 µg/kg	TM218		57 M	32.6 M	18.1 M	134 M	118 M	142 M
Chrysene	<10 µg/kg	TM218		54.2 M	36.2 M	30 M	170 M	124 M	549 M
Benzo(b)fluoranthene	<15 µg/kg	TM218		81 M	66.6 M	34.7 M	291 M	182 M	<15 M
Benzo(k)fluoranthene	<14 µg/kg	TM218		29.2 M	22.5 M	<14 M	87.6 M	65.8 M	<14 M
Benzo(a)pyrene	<15 µg/kg	TM218		36.3 M	32.9 M	17.5 M	132 M	103 M	<15 M
Indeno(1,2,3-cd)pyrene	<18 µg/kg	TM218		<18 M	<18 M	<18 M	94.1 M	55.7 M	<18 M
Dibenzo(a,h)anthracene	<23 µg/kg	TM218		<23 M	<23 M	<23 M	34.4 M	<23 M	<23 M
Benzo(g,h,i)perylene	<24 µg/kg	TM218		<24 M	<24 M	<24 M	126 M	76 M	<24 M
PAH, Total Detected USEPA 16	<118 µg/kg	TM218		523	526	468	2340	2170	3010

CERTIFICATE OF ANALYSIS

SDG:	150722-99	**Location:**	CD	**Order Number:**	CD1306
Job:	H_ATKINS_LDC-409	**Customer:**	Atkins Global Ltd	**Report Number:**	323708
Client Reference:	MP68 pipe validation	**Attention:**	Dan Hopkins	**Superseded Report:**	323283

PAH by GCMS

Results Legend	
#	ISO17025 accredited.
M	*m*CERTS accredited.
aq	Aqueous / settled sample.
diss.filt	Dissolved / filtered sample.
tot.unfilt	Total / unfiltered sample.
*	Subcontracted test.
**	% recovery of the surrogate standard to check the efficiency of the method. The results of individual compounds within samples aren't corrected for the recovery
(F)	Trigger breach confirmed
1-5&+§@	Sample deviation (see appendix)

Component	LOD/Units	Method	Customer Sample R	TPE2516_PIPE 2	TPE2893_PIPE 1	TPE2893_PIPE 2	TPE2893_PIPE 3	TPE2478_WAX
			Depth (m)	1.10	0.90	0.90	0.90	0.00 - 0.00
			Sample Type	Soil/Solid	Soil/Solid	Soil/Solid	Soil/Solid	Soil/Solid
			Date Sampled	21/07/2015	21/07/2015	21/07/2015	21/07/2015	21/07/2015
			Sample Time	.	.	.	.	.
			Date Received	22/07/2015	22/07/2015	22/07/2015	22/07/2015	22/07/2015
			SDG Ref	150722-99	150722-99	150722-99	150722-99	150722-99
			Lab Sample No.(s)	11758498	11758445	11758457	11758467	11758453
			AGS Reference					
Naphthalene-d8 % recovery**	%	TM218		122	89.1	86	89.5	97.9
Acenaphthene-d10 % recovery**	%	TM218		123	90.8	85.4	91.1	95.9
Phenanthrene-d10 % recovery**	%	TM218		121	90.5	85	91	95.5
Chrysene-d12 % recovery**	%	TM218		111	88.9	85.5	89.5	96.6
Perylene-d12 % recovery**	%	TM218		111	93.5	89.7	94.3	95
Naphthalene	<9 µg/kg	TM218		1190 M	442 M	107 #	141 M	<9 #
Acenaphthylene	<12 µg/kg	TM218		<120 M	132 M	105 #	139 M	<12 #
Acenaphthene	<8 µg/kg	TM218		570 M	110 M	37.1 #	32 M	<8 #
Fluorene	<10 µg/kg	TM218		784 M	269 M	45.8 #	47.2 M	<10 #
Phenanthrene	<15 µg/kg	TM218		1820 M	316 M	244 #	322 M	<15 #
Anthracene	<16 µg/kg	TM218		720 M	440 M	278 #	349 M	<16 #
Fluoranthene	<17 µg/kg	TM218		1510 M	1710 M	992 #	1310 M	<17 #
Pyrene	<15 µg/kg	TM218		2150 M	1490 M	959 #	1150 M	<15 #
Benz(a)anthracene	<14 µg/kg	TM218		779 M	602 M	464 #	568 M	<14 #
Chrysene	<10 µg/kg	TM218		827 M	750 M	528 #	681 M	<10 #
Benzo(b)fluoranthene	<15 µg/kg	TM218		1610 M	951 M	851 #	1040 M	<15 #
Benzo(k)fluoranthene	<14 µg/kg	TM218		556 M	303 M	281 #	358 M	<14 #
Benzo(a)pyrene	<15 µg/kg	TM218		764 M	416 M	372 #	451 M	<15 #
Indeno(1,2,3-cd)pyrene	<18 µg/kg	TM218		577 M	250 M	236 #	286 M	<18 #
Dibenzo(a,h)anthracene	<23 µg/kg	TM218		<230 M	93.9 M	86.8 #	109 M	<23 #
Benzo(g,h,i)perylene	<24 µg/kg	TM218		754 M	294 M	283 #	333 M	<24 #
PAH, Total Detected USEPA 16	<118 µg/kg	TM218		14600	8570	5870	7320	<118

CERTIFICATE OF ANALYSIS

SDG:	150722-99	**Location:**	CD	**Order Number:**	CD1306
Job:	H_ATKINS_LDC-409	**Customer:**	Atkins Global Ltd	**Report Number:**	323708
Client Reference:	MP68 pipe validation	**Attention:**	Dan Hopkins	**Superseded Report:**	323283

TPH CWG (S)

Results Legend	
#	ISO17025 accredited.
M	*m*CERTS accredited.
aq	Aqueous / settled sample.
diss.filt	Dissolved / filtered sample.
tot.unfilt	Total / unfiltered sample.
*	Subcontracted test.
**	% recovery of the surrogate standard to check the efficiency of the method. The results of individual compounds within samples aren't corrected for the recovery
(F)	Trigger breach confirmed
1-5&+§@	Sample deviation (see appendix)

Component	LOD/Units	Method	Customer Sample R	TPE2707	TPE2760	TPE2479_PIPE	TPE2605_PIPE	TPE2478_PIPE 1	TPE2516_PIPE 1
			Depth (m)	1.10	1.10	0.90	0.90	2.20	0.80
			Sample Type	Soil/Solid	Soil/Solid	Soil/Solid	Soil/Solid	Soil/Solid	Soil/Solid
			Date Sampled	21/07/2015	21/07/2015	21/07/2015	21/07/2015	21/07/2015	21/07/2015
			Sample Time	.	.	.	.	.	.
			Date Received	22/07/2015	22/07/2015	22/07/2015	22/07/2015	22/07/2015	22/07/2015
			SDG Ref	150722-99	150722-99	150722-99	150722-99	150722-99	150722-99
			Lab Sample No.(s)	11758475	11758471	11758490	11758486	11758449	11758494
			AGS Reference						
GRO Surrogate % recovery**	%	TM089		55	92	94	74	118	99
GRO TOT (Moisture Corrected)	<44 µg/kg	TM089		2900 M	3940 M	208000 M	107000 M	268000 M	807000 M
Methyl tertiary butyl ether (MTBE)	<5 µg/kg	TM089		<20 M	<20 M	<20 M	<20 M	<20 M	<100 M
Benzene	<10 µg/kg	TM089		<40 M	<40 M	<40 M	<40 M	<40 M	<200 M
Toluene	<2 µg/kg	TM089		<8 M	<8 M	<8 M	<8 M	<8 M	<40 M
Ethylbenzene	<3 µg/kg	TM089		31.7 M	<12 M	<12 M	385 M	<12 M	<60 M
m,p-Xylene	<6 µg/kg	TM089		<24 M	<24 M	<24 M	<24 M	<24 M	<120 M
o-Xylene	<3 µg/kg	TM089		36.6 M	58.1 M	<12 M	<12 M	<12 M	<60 M
sum of detected mpo xylene by GC	<9 µg/kg	TM089		36.6	58.1	<9	<9	<9	<9
sum of detected BTEX by GC	<24 µg/kg	TM089		68.3	58.1	<24	385	<24	<24
Aliphatics >C5-C6	<10 µg/kg	TM089		51.2	62.9	<40	52.7	518	3530
Aliphatics >C6-C8	<10 µg/kg	TM089		425	813	1480	3600	18500	109000
Aliphatics >C8-C10	<10 µg/kg	TM089		705	1090	54700	24300	67000	180000
Aliphatics >C10-C12	<10 µg/kg	TM089		699	709	69100	37600	82200	236000
Aliphatics >C12-C16	<100 µg/kg	TM173		7160	10600	68300	267000	366000	535000
Aliphatics >C16-C21	<100 µg/kg	TM173		14900	19000	115000	386000	102000	379000
Aliphatics >C21-C35	<100 µg/kg	TM173		6070	10300	83200	292000	259000	1730000
Aliphatics >C35-C44	<100 µg/kg	TM173		<100	4260	9630	63200	28300	354000
Total Aliphatics >C12-C44	<100 µg/kg	TM173		28100	44200	276000	1010000	755000	3000000
Aromatics >EC5-EC7	<10 µg/kg	TM089		<40	<40	<40	<40	<40	243
Aromatics >EC7-EC8	<10 µg/kg	TM089		<40	<40	<40	<40	<40	<200
Aromatics >EC8-EC10	<10 µg/kg	TM089		538	784	36400	16600	44600	120000
Aromatics >EC10-EC12	<10 µg/kg	TM089		466	473	46100	25100	54800	157000
Aromatics >EC12-EC16	<100 µg/kg	TM173		1830	3110	13600	46100	56600	119000
Aromatics >EC16-EC21	<100 µg/kg	TM173		7760	9120	45100	157000	64300	254000
Aromatics >EC21-EC35	<100 µg/kg	TM173		12200	13500	59400	228000	247000	1270000
Aromatics >EC35-EC44	<100 µg/kg	TM173		7890	6260	14900	67600	60900	349000
Aromatics >EC40-EC44	<100 µg/kg	TM173		4210	2240	6250	27100	23900	135000
Total Aromatics >EC12-EC44	<100 µg/kg	TM173		29700	32000	133000	498000	428000	1990000
Total Aliphatics & Aromatics >C5-C44	<100 µg/kg	TM173		60700	80100	617000	1610000	1450000	5800000

CERTIFICATE OF ANALYSIS

SDG:	150722-99	**Location:**	CD	**Order Number:**	CD1306
Job:	H_ATKINS_LDC-409	**Customer:**	Atkins Global Ltd	**Report Number:**	323708
Client Reference:	MP68 pipe validation	**Attention:**	Dan Hopkins	**Superseded Report:**	323283

TPH CWG (S)

Results Legend

#	ISO17025 accredited.
M	*m*CERTS accredited.
aq	Aqueous / settled sample.
diss.filt	Dissolved / filtered sample.
tot.unfilt	Total / unfiltered sample.
*	Subcontracted test.
**	% recovery of the surrogate standard to check the efficiency of the method. The results of individual compounds within samples aren't corrected for the recovery
(F)	Trigger breach confirmed
1-5&+§@	Sample deviation (see appendix)

Component	LOD/Units	Method	Customer Sample R	TPE2516_PIPE 2	TPE2893_PIPE 1	TPE2893_PIPE 2	TPE2893_PIPE 3	TPE2478_WAX
			Depth (m)	1.10	0.90	0.90	0.90	0.00 - 0.00
			Sample Type	Soil/Solid	Soil/Solid	Soil/Solid	Soil/Solid	Soil/Solid
			Date Sampled	21/07/2015	21/07/2015	21/07/2015	21/07/2015	21/07/2015
			Sample Time	.	.	.	.	.
			Date Received	22/07/2015	22/07/2015	22/07/2015	22/07/2015	22/07/2015
			SDG Ref	150722-99	150722-99	150722-99	150722-99	150722-99
			Lab Sample No.(s)	11758498	11758445	11758457	11758467	11758453
			AGS Reference					
GRO Surrogate % recovery**	%	TM089		113	84	45	20	12
GRO TOT (Moisture Corrected)	<44 µg/kg	TM089		412000 M	28500 M	497 #	<176 M	1730 #
Methyl tertiary butyl ether (MTBE)	<5 µg/kg	TM089		<20 M	<20 M	<20 #	<20 M	<100 #
Benzene	<10 µg/kg	TM089		547 M	<40 M	<40 #	<40 M	<200 #
Toluene	<2 µg/kg	TM089		<8 M	<8 M	<8 #	12 M	<40 #
Ethylbenzene	<3 µg/kg	TM089		<12 M	<12 M	<12 #	<12 M	<60 #
m,p-Xylene	<6 µg/kg	TM089		<24 M	<24 M	<24 #	<24 M	<120 #
o-Xylene	<3 µg/kg	TM089		<12 M	101 M	<12 #	<12 M	<60 #
sum of detected mpo xylene by GC	<9 µg/kg	TM089		<9	101	<9	<9	<9
sum of detected BTEX by GC	<24 µg/kg	TM089		547	101	<24	<24	<24
Aliphatics >C5-C6	<10 µg/kg	TM089		4270	<40	<40	<40	<200
Aliphatics >C6-C8	<10 µg/kg	TM089		165000	849	59.4	<40	395
Aliphatics >C8-C10	<10 µg/kg	TM089		109000	4250	75	<40	271
Aliphatics >C10-C12	<10 µg/kg	TM089		36700	12300	161	<40	411
Aliphatics >C12-C16	<100 µg/kg	TM173		876000	184000	6500	5210	633000
Aliphatics >C16-C21	<100 µg/kg	TM173		1660000	311000	29000	21600	2740000
Aliphatics >C21-C35	<100 µg/kg	TM173		3250000	121000	74600	62400	78200000
Aliphatics >C35-C44	<100 µg/kg	TM173		1280000	20300	38700	16100	74400000
Total Aliphatics >C12-C44	<100 µg/kg	TM173		7070000	636000	149000	105000	156000000
Aromatics >EC5-EC7	<10 µg/kg	TM089		547	<40	<40	<40	<200
Aromatics >EC7-EC8	<10 µg/kg	TM089		<40	<40	<40	<40	<200
Aromatics >EC8-EC10	<10 µg/kg	TM089		72500	2940	57.1	<40	<200
Aromatics >EC10-EC12	<10 µg/kg	TM089		24500	8180	108	<40	274
Aromatics >EC12-EC16	<100 µg/kg	TM173		159000	99600	2310	1390	87100
Aromatics >EC16-EC21	<100 µg/kg	TM173		565000	169000	21100	12300	818000
Aromatics >EC21-EC35	<100 µg/kg	TM173		1890000	114000	98400	71200	7140000
Aromatics >EC35-EC44	<100 µg/kg	TM173		1170000	39900	58500	31200	7820000
Aromatics >EC40-EC44	<100 µg/kg	TM173		501000	18300	25400	13300	3190000
Total Aromatics >EC12-EC44	<100 µg/kg	TM173		3770000	422000	180000	116000	15900000
Total Aliphatics & Aromatics >C5-C44	<100 µg/kg	TM173		11300000	1090000	330000	221000	172000000

CERTIFICATE OF ANALYSIS

SDG:	150722-99	**Location:**	CD	**Order Number:**	CD1306
Job:	H_ATKINS_LDC-409	**Customer:**	Atkins Global Ltd	**Report Number:**	323708
Client Reference:	MP68 pipe validation	**Attention:**	Dan Hopkins	**Superseded Report:**	323283

Table of Results - Appendix

Method No	Reference	Description	Wet/Dry Sample [1]	Surrogate Corrected
PM024	Modified BS 1377	Soil preparation including homogenisation, moisture screens of soils for Asbestos Containing Material		
TM089	Modified: US EPA Methods 8020 & 602	Determination of Gasoline Range Hydrocarbons (GRO) and BTEX (MTBE) compounds by Headspace GC-FID (C4-C12)		
TM173	Analysis of Petroleum Hydrocarbons in Environmental Media – Total Petroleum Hydrocarbon Criteria	Determination of Speciated Extractable Petroleum Hydrocarbons in Soils by GC-FID		
TM218	Microwave extraction – EPA method 3546	Microwave extraction - EPA method 3546		

[1] Applies to Solid samples only. DRY indicates samples have been dried at 35°C. NA = not applicable.

CERTIFICATE OF ANALYSIS

SDG:	150722-99	**Location:**	CD	**Order Number:**	CD1306
Job:	H_ATKINS_LDC-409	**Customer:**	Atkins Global Ltd	**Report Number:**	323708
Client Reference:	MP68 pipe validation	**Attention:**	Dan Hopkins	**Superseded Report:**	323283

Test Completion Dates

Lab Sample No(s)	11758475	11758471	11758490	11758486	11758449	11758494	11758498	11758445	11758457	11758467
Customer Sample Ref.	TPE2707	TPE2760	TPE2479_PIPE	TPE2605_PIPE	TPE2478_PIPE 1	TPE2516_PIPE 1	TPE2516_PIPE 2	TPE2893_PIPE 1	TPE2893_PIPE 2	TPE2893_PIPE 3
AGS Ref.										
Depth	1.10	1.10	0.90	0.90	2.20	0.80	1.10	0.90	0.90	0.90
Type	SOLID	SOLID	SOLID	SOLID	SOLID	SOLID	SOLID	SOLID	SOLID	SOLID
EPH CWG (Aliphatic) GC (S)	30-Jul-2015	29-Jul-2015	30-Jul-2015	30-Jul-2015	30-Jul-2015	30-Jul-2015	29-Jul-2015	30-Jul-2015	30-Jul-2015	30-Jul-2015
EPH CWG (Aromatic) GC (S)	30-Jul-2015	29-Jul-2015	30-Jul-2015	30-Jul-2015	30-Jul-2015	30-Jul-2015	29-Jul-2015	30-Jul-2015	30-Jul-2015	30-Jul-2015
GRO by GC-FID (S)	30-Jul-2015	30-Jul-2015	30-Jul-2015	30-Jul-2015	30-Jul-2015	30-Jul-2015	30-Jul-2015	30-Jul-2015	29-Jul-2015	30-Jul-2015
PAH by GCMS	30-Jul-2015	29-Jul-2015	30-Jul-2015	30-Jul-2015	29-Jul-2015	03-Aug-2015	29-Jul-2015	29-Jul-2015	30-Jul-2015	29-Jul-2015
Sample description	28-Jul-2015	28-Jul-2015	28-Jul-2015	28-Jul-2015	28-Jul-2015	28-Jul-2015	28-Jul-2015	28-Jul-2015	28-Jul-2015	28-Jul-2015
TPH CWG GC (S)	30-Jul-2015	30-Jul-2015	30-Jul-2015	30-Jul-2015	30-Jul-2015	30-Jul-2015	30-Jul-2015	30-Jul-2015	30-Jul-2015	30-Jul-2015

Lab Sample No(s)	11758453
Customer Sample Ref.	TPE2478_WAX
AGS Ref.	
Depth	0.00 - 0.00
Type	SOLID
EPH CWG (Aliphatic) GC (S)	29-Jul-2015
EPH CWG (Aromatic) GC (S)	29-Jul-2015
GRO by GC-FID (S)	30-Jul-2015
PAH by GCMS	03-Aug-2015
Sample description	28-Jul-2015
TPH CWG GC (S)	30-Jul-2015

SDG:	150722-99	**Location:**	CD	**Order Number:**	CD1306
Job:	H_ATKINS_LDC-409	**Customer:**	Atkins Global Ltd	**Report Number:**	323708
Client Reference:	MP68 pipe validation	**Attention:**	Dan Hopkins	**Superseded Report:**	323283

Appendix

General

1. Results are expressed on a dry weight basis (dried at 35ºC) for all soil analyses except for the following: NRA and CEN Leach tests, flash point LOI, pH, ammonium as NH4 by the BRE method, VOC TICS and SVOC TICS.

2. Samples will be run in duplicate upon request, but an additional charge may be incurred.

3. If sufficient sample is received a sub sample will be retained free of charge for 30 days after analysis is completed (e-mailed) for all sample types unless the sample is destroyed on testing. The prepared soil sub sample that is analysed for asbestos will be retained for a period of 6 months after the analysis date. All bulk samples will be retained for a period of 6 months after the analysis date. All samples received and not scheduled will be disposed of one month after the date of receipt unless we are instructed to the contrary. Once the initial period has expired, a storage charge will be applied for each month or part thereof until the client cancels the request for sample storage. ALcontrol Laboratories reserve the right to charge for samples received and stored but not analysed.

4. With respect to turnaround, we will always endeavour to meet client requirements wherever possible, but turnaround times cannot be absolutely guaranteed due to so many variables beyond our control.

5. We take responsibility for any test performed by sub-contractors (marked with an asterisk). We endeavour to use UKAS/MCERTS Accredited Laboratories, who either complete a quality questionnaire or are audited by ourselves. For some determinands there are no UKAS/MCERTS Accredited Laboratories, in this instance a laboratory with a known track record will be utilised.

6. When requested, the individual sub sample scheduled will be analysed in house for the presence of asbestos fibres and asbestos containing material by our documented in house method TM048 based on HSG 248 (2005), which is accredited to ISO17025. If a specific asbestos fibre type is not found this will be reported as “Not detected”. If no asbestos fibre types are found all will be reported as “Not detected” and the sub sample analysed deemed to be clear of asbestos. If an asbestos fibre type is found it will be reported as detected (for each fibre type found). Testing can be carried out on asbestos positive samples, but, due to Health and Safety considerations, may be replaced by alternative tests or reported as No Determination Possible. The quantity of asbestos present is not determined unless specifically requested.

7. If no separate volatile sample is supplied by the client, or if a headspace or sediment is present in the volatile sample, the integrity of the data may be compromised. This will be flagged up as an invalid VOC on the test schedule and the result marked as deviating on the test certificate.

8. If appropriate preserved bottles are not received preservation will take place on receipt. However, the integrity of the data may be compromised.

9. NDP -No determination possible due to insufficient/unsuitable sample.

10. Metals in water are performed on a filtered sample, and therefore represent dissolved metals -total metals must be requested separately.

11. Results relate only to the items tested.

12. LODs for wet tests reported on a dry weight basis are not corrected for moisture content.

13. **Surrogate recoveries** - Surrogates are added to your sample to monitor recovery of the test requested. A % recovery is reported, results are not corrected for the recovery measured. Typical recoveries for organics tests are 70-130%, they are generally wider for volatiles analysis, 50-150%. Recoveries in soils are affected by organic rich or clay rich matrices. Waters can be affected by remediation fluids or high amounts of sediment. Test results are only ever reported if all of the associated quality checks pass; it is assumed that all recoveries outside of the values above are due to matrix affect.

14. **Product analyses** -Organic analyses on products can only be semi-quantitative due to the matrix effects and high dilution factors employed.

15. Phenols monohydric by HPLC include phenol, cresols (2-Methylphenol, 3-Methylphenol and 4-Methylphenol) and Xylenols (2,3 Dimethylphenol, 2,4 Dimethylphenol, 2,5 Dimethylphenol, 2,6 Dimethylphenol, 3,4 Dimethyphenol, 3,5 Dimethylphenol).

16. Total of 5 speciated phenols by HPLC includes Phenol, 2,3,5-Trimethyl Phenol, 2-Isopropylphenol, Cresols and Xylenols (as detailed in 15).

17. Stones/debris are not routinely removed. We always endeavour to take a representative sub sample from the received sample.

18. In certain circumstances the method detection limit may be elevated due to the sample being outside the calibration range. Other factors that may contribute to this include possible interferences. In both cases the sample would be diluted which would cause the method detection limit to be raised.

19. Mercury results quoted on soils will not include volatile mercury as the analysis is performed on a dried and crushed sample.

20. For the BSEN 12457-3 two batch process to allow the cumulative release to be calculated, the volume of the leachate produced is measured and filtered for all tests. We therefore cannot carry out any unfiltered analysis. The tests affected include volatiles GCFID/GCMS and all subcontracted analysis.

21. For all leachate preparations (NRA, DIN, TCLP, BSEN 12457-1, 2, 3) volatile loss may occur, as we do not employ zero headspace extraction.

22. We are accredited to MCERTS for sand, clay and loam/topsoil, or any of these materials - whether these are derived from naturally occurring soil profiles, or from fill/made ground, as long as these materials constitute the major part of the sample. Other coarse granular material such as concrete, gravel and brick are not accredited if they comprise the major part of the sample.

23. Analysis and identification of specific compounds using GCFID is by retention time only, and we routinely calibrate and quantify for benzene, toluene, ethylbenzenes and xylenes (BTEX). For total volatiles in the C5-C12 range, the total area of the chromatogram is integrated and expressed as ug/kg or ug/l. Although this analysis is commonly used for the quantification of gasoline range organics (GRO), the system will also detect other compounds such as chlorinated solvents, and this may lead to a falsely high result with respect to hydrocarbons only. It is not possible to specifically identify these non-hydrocarbons, as standards are not routinely run for any other compounds, and for more definitive identification, volatiles by GCMS should be utilised.

Sample Deviations

1	Container with Headspace provided for volatiles analysis
2	Incorrect container received
3	Deviation from method
4	Holding time exceeded before sample received
5	Samples exceeded holding time before presevation was performed
§	Sampled on date not provided
♦	Sample holding time exceeded in laboratory
@	Sample holding time exceeded due to sampled on date
&	Sample Holding Time exceeded - Late arrival of instructions.

Asbestos

Identification of Asbestos in Bulk Materials & Soils

The results for identification of asbestos in bulk materials are obtained from supplied bulk materials which have been examined to determine the presence of asbestos fibres using Alcontrol Laboratories (Hawarden) in-house method of transmitted/polarised light microscopy and central stop dispersion staining, based on HSG 248 (2005).

The results for identification of asbestos in soils are obtained from a homogenised sub sample which has been examined to determine the presence of asbestos fibres using Alcontrol Laboratories (Hawarden) in-house method of transmitted/polarised light microscopy and central stop dispersion staining, based on HSG 248 (2005).

Asbestos Type	Common Name
Chrysotile	White Asbestos
Amosite	Brown Asbestos
Crocidolite	Blue Asbestos
Fibrous Actinolite	-
Fibrous Anthophyllite	-
Fibrous Tremolite	-

Visual Estimation Of Fibre Content

Estimation of fibre content is not permitted as part of our UKAS accredited test other than: - Trace - Where only one or two asbestos fibres were identified.

Further guidance on typical asbestos fibre content of manufactured products can be found in HSG 264.

The identification of asbestos containing materials and soils falls within our schedule of tests for which we hold UKAS accreditation, however opinions, interpretations and all other information contained in the report are outside the scope of UKAS accreditation.

ALcontrol Laboratories

Unit 7-8 Hawarden Business Park
Manor Road (off Manor Lane)
Hawarden
Deeside
CH5 3US
Tel: (01244) 528700
Fax: (01244) 528701
email: mkt@alcontrol.com
Website: www.alcontrol.com

Atkins Global Ltd
Project Jonah site office
Llan Coed House
Suite 24
Coed Darcy
Llandarcy
SA10 6HJ

Attention: Mark Murray

CERTIFICATE OF ANALYSIS

Date:	17 September 2015
Customer:	H_ATKINS_LDC
Sample Delivery Group (SDG):	150909-48
Your Reference:	Bitumen Plant Validation Samples
Location:	Coed Darcy
Report No:	330089

We received 1 sample on Wednesday September 09, 2015 and 1 of these samples were scheduled for analysis which was completed on Wednesday September 16, 2015. Accredited laboratory tests are defined within the report, but opinions, interpretations and on-site data expressed herein are outside the scope of ISO 17025 accreditation.

Should this report require incorporation into client reports, it must be used in its entirety and not simply with the data sections alone.

All chemical testing (unless subcontracted) is performed at ALcontrol Hawarden Laboratories.

Approved By:



Sonia McWhan

Operations Manager

Alcontrol Laboratories is a trading division of ALcontrol UK Limited
Registered Office: Units 7 & 8 Hawarden Business Park, Manor Road, Hawarden, Deeside, CH5 3US. Registered in England and Wales No.

CERTIFICATE OF ANALYSIS

SDG:	150909-48	**Location:**	Coed Darcy	**Order Number:**	CD1393
Job:	H_ATKINS_LDC-458	**Customer:**	Atkins Global Ltd	**Report Number:**	330089
Client Reference:	Bitumen Plant Validation Samples	**Attention:**	Mark Murray	**Superseded Report:**	

Received Sample Overview

Lab Sample No(s)	Customer Sample Ref.	AGS Ref.	Depth (m)	Sampled Date
12033587	IP4190 NORTH PIPE E-W		1.30	08/09/2015

Only received samples which have had analysis scheduled will be shown on the following pages.

CERTIFICATE OF ANALYSIS

SDG:	150909-48	**Location:**	Coed Darcy	**Order Number:**	CD1393
Job:	H_ATKINS_LDC-458	**Customer:**	Atkins Global Ltd	**Report Number:**	330089
Client Reference:	Bitumen Plant Validation Samples	**Attention:**	Mark Murray	**Superseded Report:**	

SOLID

Results Legend

X **Test**

N **No Determination Possible**

			Lab Sample No(s)	Customer Sample Reference	AGS Reference	Depth (m)	Container	
			12033587	IP4190 NORTH PIPE E-W		1.30	250g Amber Jar (AL	60g VOC (ALE215)
EPH CWG (Aliphatic) GC (S)	All	NDPs: 0 Tests: 1					X	
EPH CWG (Aromatic) GC (S)	All	NDPs: 0 Tests: 1					X	
GRO by GC-FID (S)	All	NDPs: 0 Tests: 1						X
PAH by GCMS	All	NDPs: 0 Tests: 1					X	
Sample description	All	NDPs: 0 Tests: 1					X	
TPH CWG GC (S)	All	NDPs: 0 Tests: 1					X	

CERTIFICATE OF ANALYSIS

SDG:	150909-48	**Location:**	Coed Darcy	**Order Number:**	CD1393
Job:	H_ATKINS_LDC-458	**Customer:**	Atkins Global Ltd	**Report Number:**	330089
Client Reference:	Bitumen Plant Validation Samples	**Attention:**	Mark Murray	**Superseded Report:**	

Sample Descriptions

Grain Sizes

very fine	<0.063mm	**fine**	0.063mm - 0.1mm	**medium**	0.1mm - 2mm	**coarse**	2mm - 10mm	**very coarse**	>10mm

Lab Sample No(s)	Customer Sample Ref.	Depth (m)	Colour	Description	Grain size	Inclusions	Inclusions 2
12033587	IP4190 NORTH PIPE E-W	1.30	Dark Brown	Silty Clay	0.063 - 0.1 mm	Stones	Oil/Petroleum

These descriptions are only intended to act as a cross check if sample identities are questioned, and to provide a log of sample matrices with respect to MCERTS validation. They are not intended as full geological descriptions.

We are accredited to MCERTS for sand, clay and loam/topsoil, or any of these materials - whether these are derived from naturally ocurring soil profiles, or from fill/made ground, as long as these materials constitute the major part of the sample.

Other coarse granular materials such as concrete, gravel and brick are not accredited if they comprise the major part of the sample.

CERTIFICATE OF ANALYSIS

SDG:	150909-48	**Location:**	Coed Darcy	**Order Number:**	CD1393
Job:	H_ATKINS_LDC-458	**Customer:**	Atkins Global Ltd	**Report Number:**	330089
Client Reference:	Bitumen Plant Validation Samples	**Attention:**	Mark Murray	**Superseded Report:**	

Results Legend	
#	ISO17025 accredited.
M	*m*CERTS accredited.
aq	Aqueous / settled sample.
diss.filt	Dissolved / filtered sample.
tot.unfilt	Total / unfiltered sample.
*	Subcontracted test.
**	% recovery of the surrogate standard to check the efficiency of the method. The results of individual compounds within samples aren't corrected for the recovery
(F)	Trigger breach confirmed
1-5&+§@	Sample deviation (see appendix)

Component	LOD/Units	Method	Customer Sample R	IP4190 NORTH PI PE E-W
			Depth (m)	1.30
			Sample Type	Soil/Solid
			Date Sampled	08/09/2015
			Sample Time	.
			Date Received	09/09/2015
			SDG Ref	150909-48
			Lab Sample No.(s)	12033587
			AGS Reference	
Moisture Content Ratio (% of as received sample)	%	PM024		10

CERTIFICATE OF ANALYSIS

SDG:	150909-48	**Location:**	Coed Darcy	**Order Number:**	CD1393
Job:	H_ATKINS_LDC-458	**Customer:**	Atkins Global Ltd	**Report Number:**	330089
Client Reference:	Bitumen Plant Validation Samples	**Attention:**	Mark Murray	**Superseded Report:**	

PAH by GCMS

Results Legend	
#	ISO17025 accredited.
M	*m*CERTS accredited.
aq	Aqueous / settled sample.
diss.filt	Dissolved / filtered sample.
tot.unfilt	Total / unfiltered sample.
*	Subcontracted test.
**	% recovery of the surrogate standard to check the efficiency of the method. The results of individual compounds within samples aren't corrected for the recovery
(F)	Trigger breach confirmed
1-5&+§@	Sample deviation (see appendix)

Customer Sample R	IP4190 NORTH PI PE E-W
Depth (m)	1.30
Sample Type	Soil/Solid
Date Sampled	08/09/2015
Sample Time	.
Date Received	09/09/2015
SDG Ref	150909-48
Lab Sample No.(s)	12033587
AGS Reference	

Component	LOD/Units	Method	
Naphthalene-d8 % recovery**	%	TM218	105
Acenaphthene-d10 % recovery**	%	TM218	105
Phenanthrene-d10 % recovery**	%	TM218	103
Chrysene-d12 % recovery**	%	TM218	104
Perylene-d12 % recovery**	%	TM218	112
Naphthalene	<9 µg/kg	TM218	98.9 M
Acenaphthylene	<12 µg/kg	TM218	<12 M
Acenaphthene	<8 µg/kg	TM218	151 M
Fluorene	<10 µg/kg	TM218	273 M
Phenanthrene	<15 µg/kg	TM218	354 M
Anthracene	<16 µg/kg	TM218	189 M
Fluoranthene	<17 µg/kg	TM218	695 M
Pyrene	<15 µg/kg	TM218	600 M
Benz(a)anthracene	<14 µg/kg	TM218	342 M
Chrysene	<10 µg/kg	TM218	416 M
Benzo(b)fluoranthene	<15 µg/kg	TM218	463 M
Benzo(k)fluoranthene	<14 µg/kg	TM218	215 M
Benzo(a)pyrene	<15 µg/kg	TM218	343 M
Indeno(1,2,3-cd)pyrene	<18 µg/kg	TM218	147 M
Dibenzo(a,h)anthracene	<23 µg/kg	TM218	<23 M
Benzo(g,h,i)perylene	<24 µg/kg	TM218	159 M
PAH, Total Detected USEPA 16	<118 µg/kg	TM218	4440

CERTIFICATE OF ANALYSIS

SDG:	150909-48	**Location:**	Coed Darcy	**Order Number:**	CD1393
Job:	H_ATKINS_LDC-458	**Customer:**	Atkins Global Ltd	**Report Number:**	330089
Client Reference:	Bitumen Plant Validation Samples	**Attention:**	Mark Murray	**Superseded Report:**	

TPH CWG (S)

Results Legend	
#	ISO17025 accredited.
M	*m*CERTS accredited.
aq	Aqueous / settled sample.
diss.filt	Dissolved / filtered sample.
tot.unfilt	Total / unfiltered sample.
*	Subcontracted test.
**	% recovery of the surrogate standard to check the efficiency of the method. The results of individual compounds within samples aren't corrected for the recovery
(F)	Trigger breach confirmed
1-5&+§@	Sample deviation (see appendix)

Customer Sample R	IP4190 NORTH PI PE E-W							
Depth (m)	1.30							
Sample Type	Soil/Solid							
Date Sampled	08/09/2015							
Sample Time	.							
Date Received	09/09/2015							
SDG Ref	150909-48							
Lab Sample No.(s)	12033587							
AGS Reference								
Component	**LOD/Units**	**Method**						
GRO Surrogate % recovery**	%	TM089	70					
GRO TOT (Moisture Corrected)	<44 µg/kg	TM089	15400 M					
Methyl tertiary butyl ether (MTBE)	<5 µg/kg	TM089	<20 M					
Benzene	<10 µg/kg	TM089	<40 M					
Toluene	<2 µg/kg	TM089	<8 M					
Ethylbenzene	<3 µg/kg	TM089	<12 M					
m,p-Xylene	<6 µg/kg	TM089	<24 M					
o-Xylene	<3 µg/kg	TM089	<12 M					
sum of detected mpo xylene by GC	<9 µg/kg	TM089	<9					
sum of detected BTEX by GC	<24 µg/kg	TM089	<24					
Aliphatics >C5-C6	<10 µg/kg	TM089	46.6					
Aliphatics >C6-C8	<10 µg/kg	TM089	993					
Aliphatics >C8-C10	<10 µg/kg	TM089	2280					
Aliphatics >C10-C12	<10 µg/kg	TM089	6320					
Aliphatics >C12-C16	<100 µg/kg	TM173	185000					
Aliphatics >C16-C21	<100 µg/kg	TM173	246000					
Aliphatics >C21-C35	<100 µg/kg	TM173	3900000					
Aliphatics >C35-C44	<100 µg/kg	TM173	1110000					
Total Aliphatics >C12-C44	<100 µg/kg	TM173	5440000					
Aromatics >EC5-EC7	<10 µg/kg	TM089	<40					
Aromatics >EC7-EC8	<10 µg/kg	TM089	<40					
Aromatics >EC8-EC10	<10 µg/kg	TM089	1520					
Aromatics >EC10-EC12	<10 µg/kg	TM089	4210					
Aromatics >EC12-EC16	<100 µg/kg	TM173	57500					
Aromatics >EC16-EC21	<100 µg/kg	TM173	135000					
Aromatics >EC21-EC35	<100 µg/kg	TM173	2400000					
Aromatics >EC35-EC44	<100 µg/kg	TM173	832000					
Aromatics >EC40-EC44	<100 µg/kg	TM173	266000					
Total Aromatics >EC12-EC44	<100 µg/kg	TM173	3420000					
Total Aliphatics & Aromatics >C5-C44	<100 µg/kg	TM173	8880000					

CERTIFICATE OF ANALYSIS

SDG:	150909-48	**Location:**	Coed Darcy	**Order Number:**	CD1393
Job:	H_ATKINS_LDC-458	**Customer:**	Atkins Global Ltd	**Report Number:**	330089
Client Reference:	Bitumen Plant Validation Samples	**Attention:**	Mark Murray	**Superseded Report:**	

Table of Results - Appendix

Method No	Reference	Description	Wet/Dry Sample [1]	Surrogate Corrected
PM024	Modified BS 1377	Soil preparation including homogenisation, moisture screens of soils for Asbestos Containing Material		
TM089	Modified: US EPA Methods 8020 & 602	Determination of Gasoline Range Hydrocarbons (GRO) and BTEX (MTBE) compounds by Headspace GC-FID (C4-C12)		
TM173	Analysis of Petroleum Hydrocarbons in Environmental Media – Total Petroleum Hydrocarbon Criteria	Determination of Speciated Extractable Petroleum Hydrocarbons in Soils by GC-FID		
TM218	Microwave extraction – EPA method 3546	Microwave extraction - EPA method 3546		

[1] Applies to Solid samples only. DRY indicates samples have been dried at 35°C. NA = not applicable.

CERTIFICATE OF ANALYSIS

SDG:	150909-48	**Location:**	Coed Darcy	**Order Number:**	CD1393
Job:	H_ATKINS_LDC-458	**Customer:**	Atkins Global Ltd	**Report Number:**	330089
Client Reference:	Bitumen Plant Validation Samples	**Attention:**	Mark Murray	**Superseded Report:**	

Test Completion Dates

Lab Sample No(s)	12033587
Customer Sample Ref.	IP4190 NORTH PI PE E-W
AGS Ref.	
Depth	1.30
Type	SOLID
EPH CWG (Aliphatic) GC (S)	15-Sep-2015
EPH CWG (Aromatic) GC (S)	15-Sep-2015
GRO by GC-FID (S)	16-Sep-2015
PAH by GCMS	14-Sep-2015
Sample description	09-Sep-2015
TPH CWG GC (S)	16-Sep-2015

SDG:	150909-48	**Location:**	Coed Darcy	**Order Number:**	CD1393
Job:	H_ATKINS_LDC-458	**Customer:**	Atkins Global Ltd	**Report Number:**	330089
Client Reference:	Bitumen Plant Validation Samples	**Attention:**	Mark Murray	**Superseded Report:**	

Appendix

General

1. Results are expressed on a dry weight basis (dried at 35ºC) for all soil analyses except for the following: NRA and CEN Leach tests, flash point LOI, pH, ammonium as NH4 by the BRE method, VOC TICS and SVOC TICS.

2. Samples will be run in duplicate upon request, but an additional charge may be incurred.

3. If sufficient sample is received a sub sample will be retained free of charge for 30 days after analysis is completed (e-mailed) for all sample types unless the sample is destroyed on testing. The prepared soil sub sample that is analysed for asbestos will be retained for a period of 6 months after the analysis date. All bulk samples will be retained for a period of 6 months after the analysis date. All samples received and not scheduled will be disposed of one month after the date of receipt unless we are instructed to the contrary. Once the initial period has expired, a storage charge will be applied for each month or part thereof until the client cancels the request for sample storage. ALcontrol Laboratories reserve the right to charge for samples received and stored but not analysed.

4. With respect to turnaround, we will always endeavour to meet client requirements wherever possible, but turnaround times cannot be absolutely guaranteed due to so many variables beyond our control.

5. We take responsibility for any test performed by sub-contractors (marked with an asterisk). We endeavour to use UKAS/MCERTS Accredited Laboratories, who either complete a quality questionnaire or are audited by ourselves. For some determinands there are no UKAS/MCERTS Accredited Laboratories, in this instance a laboratory with a known track record will be utilised.

6. When requested, the individual sub sample scheduled will be analysed in house for the presence of asbestos fibres and asbestos containing material by our documented in house method TM048 based on HSG 248 (2005), which is accredited to ISO17025. If a specific asbestos fibre type is not found this will be reported as “Not detected”. If no asbestos fibre types are found all will be reported as “Not detected” and the sub sample analysed deemed to be clear of asbestos. If an asbestos fibre type is found it will be reported as detected (for each fibre type found). Testing can be carried out on asbestos positive samples, but, due to Health and Safety considerations, may be replaced by alternative tests or reported as No Determination Possible. The quantity of asbestos present is not determined unless specifically requested.

7. If no separate volatile sample is supplied by the client, or if a headspace or sediment is present in the volatile sample, the integrity of the data may be compromised. This will be flagged up as an invalid VOC on the test schedule and the result marked as deviating on the test certificate.

8. If appropriate preserved bottles are not received preservation will take place on receipt. However, the integrity of the data may be compromised.

9. NDP -No determination possible due to insufficient/unsuitable sample.

10. Metals in water are performed on a filtered sample, and therefore represent dissolved metals -total metals must be requested separately.

11. Results relate only to the items tested.

12. LODs for wet tests reported on a dry weight basis are not corrected for moisture content.

13. **Surrogate recoveries** - Surrogates are added to your sample to monitor recovery of the test requested. A % recovery is reported, results are not corrected for the recovery measured. Typical recoveries for organics tests are 70-130%, they are generally wider for volatiles analysis, 50-150%. Recoveries in soils are affected by organic rich or clay rich matrices. Waters can be affected by remediation fluids or high amounts of sediment. Test results are only ever reported if all of the associated quality checks pass; it is assumed that all recoveries outside of the values above are due to matrix affect.

14. **Product analyses** -Organic analyses on products can only be semi-quantitative due to the matrix effects and high dilution factors employed.

15. Phenols monohydric by HPLC include phenol, cresols (2-Methylphenol, 3-Methylphenol and 4-Methylphenol) and Xylenols (2,3 Dimethylphenol, 2,4 Dimethylphenol, 2,5 Dimethylphenol, 2,6 Dimethylphenol, 3,4 Dimethyphenol, 3,5 Dimethylphenol).

16. Total of 5 speciated phenols by HPLC includes Phenol, 2,3,5-Trimethyl Phenol, 2-Isopropylphenol, Cresols and Xylenols (as detailed in 15).

17. Stones/debris are not routinely removed. We always endeavour to take a representative sub sample from the received sample.

18. In certain circumstances the method detection limit may be elevated due to the sample being outside the calibration range. Other factors that may contribute to this include possible interferences. In both cases the sample would be diluted which would cause the method detection limit to be raised.

19. Mercury results quoted on soils will not include volatile mercury as the analysis is performed on a dried and crushed sample.

20. For the BSEN 12457-3 two batch process to allow the cumulative release to be calculated, the volume of the leachate produced is measured and filtered for all tests. We therefore cannot carry out any unfiltered analysis. The tests affected include volatiles GCFID/GCMS and all subcontracted analysis.

21. For all leachate preparations (NRA, DIN, TCLP, BSEN 12457-1, 2, 3) volatile loss may occur, as we do not employ zero headspace extraction.

22. We are accredited to MCERTS for sand, clay and loam/topsoil, or any of these materials - whether these are derived from naturally occurring soil profiles, or from fill/made ground, as long as these materials constitute the major part of the sample. Other coarse granular material such as concrete, gravel and brick are not accredited if they comprise the major part of the sample.

23. Analysis and identification of specific compounds using GCFID is by retention time only, and we routinely calibrate and quantify for benzene, toluene, ethylbenzenes and xylenes (BTEX). For total volatiles in the C5-C12 range, the total area of the chromatogram is integrated and expressed as ug/kg or ug/l. Although this analysis is commonly used for the quantification of gasoline range organics (GRO), the system will also detect other compounds such as chlorinated solvents, and this may lead to a falsely high result with respect to hydrocarbons only. It is not possible to specifically identify these non-hydrocarbons, as standards are not routinely run for any other compounds, and for more definitive identification, volatiles by GCMS should be utilised.

Sample Deviations

1	Container with Headspace provided for volatiles analysis
2	Incorrect container received
3	Deviation from method
4	Holding time exceeded before sample received
5	Samples exceeded holding time before presevation was performed
§	Sampled on date not provided
♦	Sample holding time exceeded in laboratory
@	Sample holding time exceeded due to sampled on date
&	Sample Holding Time exceeded - Late arrival of instructions.

Asbestos

Identification of Asbestos in Bulk Materials & Soils

The results for identification of asbestos in bulk materials are obtained from supplied bulk materials which have been examined to determine the presence of asbestos fibres using Alcontrol Laboratories (Hawarden) in-house method of transmitted/polarised light microscopy and central stop dispersion staining, based on HSG 248 (2005).

The results for identification of asbestos in soils are obtained from a homogenised sub sample which has been examined to determine the presence of asbestos fibres using Alcontrol Laboratories (Hawarden) in-house method of transmitted/polarised light microscopy and central stop dispersion staining, based on HSG 248 (2005).

Asbestos Type	Common Name
Chrysotile	White Asbestos
Amosite	Brown Asbestos
Crocidolite	Blue Asbestos
Fibrous Actinolite	-
Fibrous Anthophyllite	-
Fibrous Tremolite	-

Visual Estimation Of Fibre Content

Estimation of fibre content is not permitted as part of our UKAS accredited test other than: - Trace - Where only one or two asbestos fibres were identified.

Further guidance on typical asbestos fibre content of manufactured products can be found in HSG 264.

The identification of asbestos containing materials and soils falls within our schedule of tests for which we hold UKAS accreditation, however opinions, interpretations and all other information contained in the report are outside the scope of UKAS accreditation.

ALcontrol Laboratories

Unit 7-8 Hawarden Business Park
Manor Road (off Manor Lane)
Hawarden
Deeside
CH5 3US
Tel: (01244) 528700
Fax: (01244) 528701
email: mkt@alcontrol.com
Website: www.alcontrol.com

Atkins Global Ltd
Project Jonah site office
Llan Coed House
Suite 24
Coed Darcy
Llandarcy
SA10 6HJ

Attention: Mark Murray

CERTIFICATE OF ANALYSIS

Date:	16 September 2015
Customer:	H_ATKINS_LDC
Sample Delivery Group (SDG):	150909-45
Your Reference:	Bitumen Plant Validation Samples
Location:	Coed Darcy
Report No:	330036

We received 3 samples on Wednesday September 09, 2015 and 3 of these samples were scheduled for analysis which was completed on Wednesday September 16, 2015. Accredited laboratory tests are defined within the report, but opinions, interpretations and on-site data expressed herein are outside the scope of ISO 17025 accreditation.

Should this report require incorporation into client reports, it must be used in its entirety and not simply with the data sections alone.

All chemical testing (unless subcontracted) is performed at ALcontrol Hawarden Laboratories.

Approved By:



Sonia McWhan

Operations Manager

Alcontrol Laboratories is a trading division of ALcontrol UK Limited
Registered Office: Units 7 & 8 Hawarden Business Park, Manor Road, Hawarden, Deeside, CH5 3US. Registered in England and Wales No.

CERTIFICATE OF ANALYSIS

SDG:	150909-45	**Location:**	Coed Darcy	**Order Number:**	CD1390
Job:	H_ATKINS_LDC-458	**Customer:**	Atkins Global Ltd	**Report Number:**	330036
Client Reference:	Bitumen Plant Validation Samples	**Attention:**	Mark Murray	**Superseded Report:**	

Received Sample Overview

Lab Sample No(s)	Customer Sample Ref.	AGS Ref.	Depth (m)	Sampled Date
12033427	IP4174 PIPE EAST		0.70	07/09/2015
12033434	IP4186 PIPE SE1		0.80	07/09/2015
12033439	IP4186 PIPE SE2		0.90	07/09/2015

Only received samples which have had analysis scheduled will be shown on the following pages.

CERTIFICATE OF ANALYSIS

SDG:	150909-45	**Location:**	Coed Darcy	**Order Number:**	CD1390
Job:	H_ATKINS_LDC-458	**Customer:**	Atkins Global Ltd	**Report Number:**	330036
Client Reference:	Bitumen Plant Validation Samples	**Attention:**	Mark Murray	**Superseded Report:**	

SOLID

Results Legend

X **Test**

N **No Determination Possible**

			Lab Sample No(s)	Customer Sample Reference	AGS Reference	Depth (m)	Container
			12033427	IP4174 PIPE EAST		0.70	250g Amber Jar (AL)
			12033434	IP4186 PIPE SE1		0.80	60g VOC (ALE215)
			12033439	IP4186 PIPE SE2		0.90	250g Amber Jar (AL)
EPH CWG (Aliphatic) GC (S)	All	NDPs: 0 Tests: 3	X	X	X		
EPH CWG (Aromatic) GC (S)	All	NDPs: 0 Tests: 3	X	X	X		
GRO by GC-FID (S)	All	NDPs: 0 Tests: 3				X	X
PAH by GCMS	All	NDPs: 0 Tests: 3	X	X	X		
Sample description	All	NDPs: 0 Tests: 3	X	X	X		
TPH CWG GC (S)	All	NDPs: 0 Tests: 3	X	X	X		

CERTIFICATE OF ANALYSIS

SDG:	150909-45	**Location:**	Coed Darcy	**Order Number:**	CD1390
Job:	H_ATKINS_LDC-458	**Customer:**	Atkins Global Ltd	**Report Number:**	330036
Client Reference:	Bitumen Plant Validation Samples	**Attention:**	Mark Murray	**Superseded Report:**	

Sample Descriptions

Grain Sizes

very fine	<0.063mm	fine	0.063mm - 0.1mm	medium	0.1mm - 2mm	coarse	2mm - 10mm	very coarse	>10mm

Lab Sample No(s)	Customer Sample Ref.	Depth (m)	Colour	Description	Grain size	Inclusions	Inclusions 2
12033427	IP4174 PIPE EAST	0.70	Dark Brown	Silty Clay	0.063 - 0.1 mm	Stones	Vegetation
12033434	IP4186 PIPE SE1	0.80	Dark Brown	Silty Clay	0.063 - 0.1 mm	Oil/Petroleum	Stones
12033439	IP4186 PIPE SE2	0.90	Dark Brown	Silty Clay	0.063 - 0.1 mm	Stones	Oil/Petroleum

These descriptions are only intended to act as a cross check if sample identities are questioned, and to provide a log of sample matrices with respect to MCERTS validation. They are not intended as full geological descriptions.

We are accredited to MCERTS for sand, clay and loam/topsoil, or any of these materials - whether these are derived from naturally ocurring soil profiles, or from fill/made ground, as long as these materials constitute the major part of the sample.

Other coarse granular materials such as concrete, gravel and brick are not accredited if they comprise the major part of the sample.

CERTIFICATE OF ANALYSIS

SDG:	150909-45	**Location:**	Coed Darcy	**Order Number:**	CD1390
Job:	H_ATKINS_LDC-458	**Customer:**	Atkins Global Ltd	**Report Number:**	330036
Client Reference:	Bitumen Plant Validation Samples	**Attention:**	Mark Murray	**Superseded Report:**	

Results Legend

#	ISO17025 accredited.
M	*m*CERTS accredited.
aq	Aqueous / settled sample.
diss.filt	Dissolved / filtered sample.
tot.unfilt	Total / unfiltered sample.
*	Subcontracted test.
**	% recovery of the surrogate standard to check the efficiency of the method. The results of individual compounds within samples aren't corrected for the recovery
(F)	Trigger breach confirmed
1-5&+§@	Sample deviation (see appendix)

Component	LOD/Units	Method	Customer Sample R	IP4174 PIPE EAST	IP4186 PIPE SE1	IP4186 PIPE SE2			
			Depth (m)	0.70	0.80	0.90			
			Sample Type	Soil/Solid	Soil/Solid	Soil/Solid			
			Date Sampled	07/09/2015	07/09/2015	07/09/2015			
			Sample Time	.	.	.			
			Date Received	09/09/2015	09/09/2015	09/09/2015			
			SDG Ref	150909-45	150909-45	150909-45			
			Lab Sample No.(s)	12033427	12033434	12033439			
			AGS Reference						
Moisture Content Ratio (% of as received sample)	%	PM024		11	11	11			

CERTIFICATE OF ANALYSIS

SDG:	150909-45	**Location:**	Coed Darcy	**Order Number:**	CD1390
Job:	H_ATKINS_LDC-458	**Customer:**	Atkins Global Ltd	**Report Number:**	330036
Client Reference:	Bitumen Plant Validation Samples	**Attention:**	Mark Murray	**Superseded Report:**	

PAH by GCMS

Results Legend	
#	ISO17025 accredited.
M	*m*CERTS accredited.
aq	Aqueous / settled sample.
diss.filt	Dissolved / filtered sample.
tot.unfilt	Total / unfiltered sample.
*	Subcontracted test.
**	% recovery of the surrogate standard to check the efficiency of the method. The results of individual compounds within samples aren't corrected for the recovery
(F)	Trigger breach confirmed
1-5&+§@	Sample deviation (see appendix)

Component	LOD/Units	Method	Customer Sample R	IP4174 PIPE EAS T	IP4186 PIPE SE1	IP4186 PIPE SE2			
			Depth (m)	0.70	0.80	0.90			
			Sample Type	Soil/Solid	Soil/Solid	Soil/Solid			
			Date Sampled	07/09/2015	07/09/2015	07/09/2015			
			Sample Time	.	.	.			
			Date Received	09/09/2015	09/09/2015	09/09/2015			
			SDG Ref	150909-45	150909-45	150909-45			
			Lab Sample No.(s)	12033427	12033434	12033439			
			AGS Reference						
Naphthalene-d8 % recovery**	%	TM218		97.2	94.3	105			
Acenaphthene-d10 % recovery**	%	TM218		95.8	95.8	104			
Phenanthrene-d10 % recovery**	%	TM218		94.7	95.8	102			
Chrysene-d12 % recovery**	%	TM218		99.7	106	102			
Perylene-d12 % recovery**	%	TM218		107	125	102			
Naphthalene	<9 µg/kg	TM218		81.4 M	344 M	<9 M			
Acenaphthylene	<12 µg/kg	TM218		<12 M	57.5 M	39.6 M			
Acenaphthene	<8 µg/kg	TM218		<8 M	144 M	<8 M			
Fluorene	<10 µg/kg	TM218		152 M	275 M	202 M			
Phenanthrene	<15 µg/kg	TM218		265 M	480 M	248 M			
Anthracene	<16 µg/kg	TM218		184 M	173 M	239 M			
Fluoranthene	<17 µg/kg	TM218		140 M	559 M	78.6 M			
Pyrene	<15 µg/kg	TM218		292 M	770 M	68 M			
Benz(a)anthracene	<14 µg/kg	TM218		152 M	574 M	<14 M			
Chrysene	<10 µg/kg	TM218		358 M	706 M	194 M			
Benzo(b)fluoranthene	<15 µg/kg	TM218		163 M	1050 M	<15 M			
Benzo(k)fluoranthene	<14 µg/kg	TM218		58.4 M	401 M	42 M			
Benzo(a)pyrene	<15 µg/kg	TM218		128 M	847 M	<15 M			
Indeno(1,2,3-cd)pyrene	<18 µg/kg	TM218		23.9 M	516 M	<18 M			
Dibenzo(a,h)anthracene	<23 µg/kg	TM218		26.6 M	206 M	<23 M			
Benzo(g,h,i)perylene	<24 µg/kg	TM218		58.2 M	616 M	<24 M			
PAH, Total Detected USEPA 16	<118 µg/kg	TM218		2080	7720	1110			

CERTIFICATE OF ANALYSIS

SDG:	150909-45	**Location:**	Coed Darcy	**Order Number:**	CD1390
Job:	H_ATKINS_LDC-458	**Customer:**	Atkins Global Ltd	**Report Number:**	330036
Client Reference:	Bitumen Plant Validation Samples	**Attention:**	Mark Murray	**Superseded Report:**	

TPH CWG (S)

Results Legend	
#	ISO17025 accredited.
M	*m*CERTS accredited.
aq	Aqueous / settled sample.
diss.filt	Dissolved / filtered sample.
tot.unfilt	Total / unfiltered sample.
*	Subcontracted test.
**	% recovery of the surrogate standard to check the efficiency of the method. The results of individual compounds within samples aren't corrected for the recovery
(F)	Trigger breach confirmed
1-5&+§@	Sample deviation (see appendix)

Component	LOD/Units	Method	Customer Sample R	IP4174 PIPE EAS T	IP4186 PIPE SE1	IP4186 PIPE SE2			
			Depth (m)	0.70	0.80	0.90			
			Sample Type	Soil/Solid	Soil/Solid	Soil/Solid			
			Date Sampled	07/09/2015	07/09/2015	07/09/2015			
			Sample Time	.	.	.			
			Date Received	09/09/2015	09/09/2015	09/09/2015			
			SDG Ref	150909-45	150909-45	150909-45			
			Lab Sample No.(s)	12033427	12033434	12033439			
			AGS Reference						
GRO Surrogate % recovery**	%	TM089		87	84	87			
GRO TOT (Moisture Corrected)	<44 µg/kg	TM089		25700 M	62700 M	48600 M			
Methyl tertiary butyl ether (MTBE)	<5 µg/kg	TM089		<20 M	<20 M	<20 M			
Benzene	<10 µg/kg	TM089		<40 M	92.7 M	71.2 M			
Toluene	<2 µg/kg	TM089		<8 M	<8 M	<8 M			
Ethylbenzene	<3 µg/kg	TM089		<12 M	<12 M	<12 M			
m,p-Xylene	<6 µg/kg	TM089		<24 M	<24 M	<24 M			
o-Xylene	<3 µg/kg	TM089		<12 M	<12 M	<12 M			
sum of detected mpo xylene by GC	<9 µg/kg	TM089		<9	<9	<9			
sum of detected BTEX by GC	<24 µg/kg	TM089		<24	92.7	71.2			
Aliphatics >C5-C6	<10 µg/kg	TM089		50.4	98.3	115			
Aliphatics >C6-C8	<10 µg/kg	TM089		887	2460	4390			
Aliphatics >C8-C10	<10 µg/kg	TM089		4130	14000	7720			
Aliphatics >C10-C12	<10 µg/kg	TM089		10700	22000	18700			
Aliphatics >C12-C16	<100 µg/kg	TM173		272000	574000	234000			
Aliphatics >C16-C21	<100 µg/kg	TM173		330000	532000	254000			
Aliphatics >C21-C35	<100 µg/kg	TM173		2300000	3080000	2310000			
Aliphatics >C35-C44	<100 µg/kg	TM173		836000	438000	225000			
Total Aliphatics >C12-C44	<100 µg/kg	TM173		3740000	4620000	3020000			
Aromatics >EC5-EC7	<10 µg/kg	TM089		<40	92.7	71.2			
Aromatics >EC7-EC8	<10 µg/kg	TM089		<40	<40	<40			
Aromatics >EC8-EC10	<10 µg/kg	TM089		2750	9310	5140			
Aromatics >EC10-EC12	<10 µg/kg	TM089		7130	14700	12500			
Aromatics >EC12-EC16	<100 µg/kg	TM173		81000	178000	86400			
Aromatics >EC16-EC21	<100 µg/kg	TM173		219000	247000	96300			
Aromatics >EC21-EC35	<100 µg/kg	TM173		1680000	2440000	941000			
Aromatics >EC35-EC44	<100 µg/kg	TM173		528000	398000	157000			
Aromatics >EC40-EC44	<100 µg/kg	TM173		176000	128000	40000			
Total Aromatics >EC12-EC44	<100 µg/kg	TM173		2510000	3260000	1280000			
Total Aliphatics & Aromatics >C5-C44	<100 µg/kg	TM173		6280000	7950000	4350000			

CERTIFICATE OF ANALYSIS

SDG:	150909-45	**Location:**	Coed Darcy	**Order Number:**	CD1390
Job:	H_ATKINS_LDC-458	**Customer:**	Atkins Global Ltd	**Report Number:**	330036
Client Reference:	Bitumen Plant Validation Samples	**Attention:**	Mark Murray	**Superseded Report:**	

Table of Results - Appendix

Method No	Reference	Description	Wet/Dry Sample [1]	Surrogate Corrected
PM024	Modified BS 1377	Soil preparation including homogenisation, moisture screens of soils for Asbestos Containing Material		
TM089	Modified: US EPA Methods 8020 & 602	Determination of Gasoline Range Hydrocarbons (GRO) and BTEX (MTBE) compounds by Headspace GC-FID (C4-C12)		
TM173	Analysis of Petroleum Hydrocarbons in Environmental Media – Total Petroleum Hydrocarbon Criteria	Determination of Speciated Extractable Petroleum Hydrocarbons in Soils by GC-FID		
TM218	Microwave extraction – EPA method 3546	Microwave extraction - EPA method 3546		

[1] Applies to Solid samples only. DRY indicates samples have been dried at 35°C. NA = not applicable.

CERTIFICATE OF ANALYSIS

SDG:	150909-45	**Location:**	Coed Darcy	**Order Number:**	CD1390
Job:	H_ATKINS_LDC-458	**Customer:**	Atkins Global Ltd	**Report Number:**	330036
Client Reference:	Bitumen Plant Validation Samples	**Attention:**	Mark Murray	**Superseded Report:**	

Test Completion Dates

Lab Sample No(s)	12033427	12033434	12033439
Customer Sample Ref.	IP4174 PIPE EAST	IP4186 PIPE SE1	IP4186 PIPE SE2
AGS Ref.			
Depth	0.70	0.80	0.90
Type	SOLID	SOLID	SOLID
EPH CWG (Aliphatic) GC (S)	14-Sep-2015	15-Sep-2015	14-Sep-2015
EPH CWG (Aromatic) GC (S)	15-Sep-2015	15-Sep-2015	14-Sep-2015
GRO by GC-FID (S)	16-Sep-2015	16-Sep-2015	16-Sep-2015
PAH by GCMS	14-Sep-2015	11-Sep-2015	14-Sep-2015
Sample description	09-Sep-2015	09-Sep-2015	09-Sep-2015
TPH CWG GC (S)	16-Sep-2015	16-Sep-2015	16-Sep-2015

SDG:	150909-45	**Location:**	Coed Darcy	**Order Number:**	CD1390
Job:	H_ATKINS_LDC-458	**Customer:**	Atkins Global Ltd	**Report Number:**	330036
Client Reference:	Bitumen Plant Validation Samples	**Attention:**	Mark Murray	**Superseded Report:**	

Appendix

General

1. Results are expressed on a dry weight basis (dried at 35ºC) for all soil analyses except for the following: NRA and CEN Leach tests, flash point LOI, pH, ammonium as NH4 by the BRE method, VOC TICS and SVOC TICS.

2. Samples will be run in duplicate upon request, but an additional charge may be incurred.

3. If sufficient sample is received a sub sample will be retained free of charge for 30 days after analysis is completed (e-mailed) for all sample types unless the sample is destroyed on testing. The prepared soil sub sample that is analysed for asbestos will be retained for a period of 6 months after the analysis date. All bulk samples will be retained for a period of 6 months after the analysis date. All samples received and not scheduled will be disposed of one month after the date of receipt unless we are instructed to the contrary. Once the initial period has expired, a storage charge will be applied for each month or part thereof until the client cancels the request for sample storage. ALcontrol Laboratories reserve the right to charge for samples received and stored but not analysed.

4. With respect to turnaround, we will always endeavour to meet client requirements wherever possible, but turnaround times cannot be absolutely guaranteed due to so many variables beyond our control.

5. We take responsibility for any test performed by sub-contractors (marked with an asterisk). We endeavour to use UKAS/MCERTS Accredited Laboratories, who either complete a quality questionnaire or are audited by ourselves. For some determinands there are no UKAS/MCERTS Accredited Laboratories, in this instance a laboratory with a known track record will be utilised.

6. When requested, the individual sub sample scheduled will be analysed in house for the presence of asbestos fibres and asbestos containing material by our documented in house method TM048 based on HSG 248 (2005), which is accredited to ISO17025. If a specific asbestos fibre type is not found this will be reported as “Not detected”. If no asbestos fibre types are found all will be reported as “Not detected” and the sub sample analysed deemed to be clear of asbestos. If an asbestos fibre type is found it will be reported as detected (for each fibre type found). Testing can be carried out on asbestos positive samples, but, due to Health and Safety considerations, may be replaced by alternative tests or reported as No Determination Possible. The quantity of asbestos present is not determined unless specifically requested.

7. If no separate volatile sample is supplied by the client, or if a headspace or sediment is present in the volatile sample, the integrity of the data may be compromised. This will be flagged up as an invalid VOC on the test schedule and the result marked as deviating on the test certificate.

8. If appropriate preserved bottles are not received preservation will take place on receipt. However, the integrity of the data may be compromised.

9. NDP -No determination possible due to insufficient/unsuitable sample.

10. Metals in water are performed on a filtered sample, and therefore represent dissolved metals -total metals must be requested separately.

11. Results relate only to the items tested.

12. LODs for wet tests reported on a dry weight basis are not corrected for moisture content.

13. **Surrogate recoveries** - Surrogates are added to your sample to monitor recovery of the test requested. A % recovery is reported, results are not corrected for the recovery measured. Typical recoveries for organics tests are 70-130%, they are generally wider for volatiles analysis, 50-150%. Recoveries in soils are affected by organic rich or clay rich matrices. Waters can be affected by remediation fluids or high amounts of sediment. Test results are only ever reported if all of the associated quality checks pass; it is assumed that all recoveries outside of the values above are due to matrix affect.

14. **Product analyses** -Organic analyses on products can only be semi-quantitative due to the matrix effects and high dilution factors employed.

15. Phenols monohydric by HPLC include phenol, cresols (2-Methylphenol, 3-Methylphenol and 4-Methylphenol) and Xylenols (2,3 Dimethylphenol, 2,4 Dimethylphenol, 2,5 Dimethylphenol, 2,6 Dimethylphenol, 3,4 Dimethyphenol, 3,5 Dimethylphenol).

16. Total of 5 speciated phenols by HPLC includes Phenol, 2,3,5-Trimethyl Phenol, 2-Isopropylphenol, Cresols and Xylenols (as detailed in 15).

17. Stones/debris are not routinely removed. We always endeavour to take a representative sub sample from the received sample.

18. In certain circumstances the method detection limit may be elevated due to the sample being outside the calibration range. Other factors that may contribute to this include possible interferences. In both cases the sample would be diluted which would cause the method detection limit to be raised.

19. Mercury results quoted on soils will not include volatile mercury as the analysis is performed on a dried and crushed sample.

20. For the BSEN 12457-3 two batch process to allow the cumulative release to be calculated, the volume of the leachate produced is measured and filtered for all tests. We therefore cannot carry out any unfiltered analysis. The tests affected include volatiles GCFID/GCMS and all subcontracted analysis.

21. For all leachate preparations (NRA, DIN, TCLP, BSEN 12457-1, 2, 3) volatile loss may occur, as we do not employ zero headspace extraction.

22. We are accredited to MCERTS for sand, clay and loam/topsoil, or any of these materials - whether these are derived from naturally occurring soil profiles, or from fill/made ground, as long as these materials constitute the major part of the sample. Other coarse granular material such as concrete, gravel and brick are not accredited if they comprise the major part of the sample.

23. Analysis and identification of specific compounds using GCFID is by retention time only, and we routinely calibrate and quantify for benzene, toluene, ethylbenzenes and xylenes (BTEX). For total volatiles in the C5-C12 range, the total area of the chromatogram is integrated and expressed as ug/kg or ug/l. Although this analysis is commonly used for the quantification of gasoline range organics (GRO), the system will also detect other compounds such as chlorinated solvents, and this may lead to a falsely high result with respect to hydrocarbons only. It is not possible to specifically identify these non-hydrocarbons, as standards are not routinely run for any other compounds, and for more definitive identification, volatiles by GCMS should be utilised.

Sample Deviations

1	Container with Headspace provided for volatiles analysis
2	Incorrect container received
3	Deviation from method
4	Holding time exceeded before sample received
5	Samples exceeded holding time before presevation was performed
§	Sampled on date not provided
♦	Sample holding time exceeded in laboratory
@	Sample holding time exceeded due to sampled on date
&	Sample Holding Time exceeded - Late arrival of instructions.

Asbestos

Identification of Asbestos in Bulk Materials & Soils

The results for identification of asbestos in bulk materials are obtained from supplied bulk materials which have been examined to determine the presence of asbestos fibres using Alcontrol Laboratories (Hawarden) in-house method of transmitted/polarised light microscopy and central stop dispersion staining, based on HSG 248 (2005).

The results for identification of asbestos in soils are obtained from a homogenised sub sample which has been examined to determine the presence of asbestos fibres using Alcontrol Laboratories (Hawarden) in-house method of transmitted/polarised light microscopy and central stop dispersion staining, based on HSG 248 (2005).

Asbestos Type	Common Name
Chrysotile	White Asbestos
Amosite	Brown Asbestos
Crocidolite	Blue Asbestos
Fibrous Actinolite	-
Fibrous Anthophyllite	-
Fibrous Tremolite	-

Visual Estimation Of Fibre Content

Estimation of fibre content is not permitted as part of our UKAS accredited test other than: - Trace - Where only one or two asbestos fibres were identified.

Further guidance on typical asbestos fibre content of manufactured products can be found in HSG 264.

The identification of asbestos containing materials and soils falls within our schedule of tests for which we hold UKAS accreditation, however opinions, interpretations and all other information contained in the report are outside the scope of UKAS accreditation.

ALcontrol Laboratories

Unit 7-8 Hawarden Business Park
Manor Road (off Manor Lane)
Hawarden
Deeside
CH5 3US
Tel: (01244) 528700
Fax: (01244) 528701
email: mkt@alcontrol.com
Website: www.alcontrol.com

Atkins Global Ltd
Project Jonah site office
Llan Coed House
Suite 24
Coed Darcy
Llandarcy
SA10 6HJ

Attention: Mark Murray

CERTIFICATE OF ANALYSIS

Date:	14 September 2015
Customer:	H_ATKINS_LDC
Sample Delivery Group (SDG):	150905-67
Your Reference:	Bitumen Plant Validation Samples
Location:	Coed Darcy
Report No:	329724

We received 2 samples on Saturday September 05, 2015 and 2 of these samples were scheduled for analysis which was completed on Monday September 14, 2015. Accredited laboratory tests are defined within the report, but opinions, interpretations and on-site data expressed herein are outside the scope of ISO 17025 accreditation.

Should this report require incorporation into client reports, it must be used in its entirety and not simply with the data sections alone.

All chemical testing (unless subcontracted) is performed at ALcontrol Hawarden Laboratories.

Approved By:



Sonia McWhan

Operations Manager

Alcontrol Laboratories is a trading division of ALcontrol UK Limited
Registered Office: Units 7 & 8 Hawarden Business Park, Manor Road, Hawarden, Deeside, CH5 3US. Registered in England and Wales No.

CERTIFICATE OF ANALYSIS

SDG:	150905-67	**Location:**	Coed Darcy	**Order Number:**	CD1389
Job:	H_ATKINS_LDC-458	**Customer:**	Atkins Global Ltd	**Report Number:**	329724
Client Reference:	Bitumen Plant Validation Samples	**Attention:**	Mark Murray	**Superseded Report:**	

Received Sample Overview

Lab Sample No(s)	Customer Sample Ref.	AGS Ref.	Depth (m)	Sampled Date
12018355	IP4174 PIPE N		1.70	04/09/2015
12018351	IP4166 PIPE S		1.30	04/09/2015

Only received samples which have had analysis scheduled will be shown on the following pages.

CERTIFICATE OF ANALYSIS

SDG:	150905-67	**Location:**	Coed Darcy	**Order Number:**	CD1389
Job:	H_ATKINS_LDC-458	**Customer:**	Atkins Global Ltd	**Report Number:**	329724
Client Reference:	Bitumen Plant Validation Samples	**Attention:**	Mark Murray	**Superseded Report:**	

SOLID

Results Legend

X **Test**

N **No Determination Possible**

			Lab Sample No(s)	12018355	12018351
			Customer Sample Reference	IP4174 PIPE N	IP4166 PIPE S
			AGS Reference		
			Depth (m)	1.70	1.30
			Container	250g Amber Jar (AL	60g VOC (ALE215)	250g Amber Jar (AL	60g VOC (ALE215)
EPH CWG (Aliphatic) GC (S)	All	NDPs: 0 Tests: 2		X		X	
EPH CWG (Aromatic) GC (S)	All	NDPs: 0 Tests: 2		X		X	
GRO by GC-FID (S)	All	NDPs: 0 Tests: 2			X		X
PAH by GCMS	All	NDPs: 0 Tests: 2		X		X	
Sample description	All	NDPs: 0 Tests: 2		X		X	
TPH CWG GC (S)	All	NDPs: 0 Tests: 2		X		X	

CERTIFICATE OF ANALYSIS

SDG:	150905-67	**Location:**	Coed Darcy	**Order Number:**	CD1389
Job:	H_ATKINS_LDC-458	**Customer:**	Atkins Global Ltd	**Report Number:**	329724
Client Reference:	Bitumen Plant Validation Samples	**Attention:**	Mark Murray	**Superseded Report:**	

Sample Descriptions

Grain Sizes

very fine	<0.063mm	fine	0.063mm - 0.1mm	medium	0.1mm - 2mm	coarse	2mm - 10mm	very coarse	>10mm

Lab Sample No(s)	Customer Sample Ref.	Depth (m)	Colour	Description	Grain size	Inclusions	Inclusions 2
12018355	IP4174 PIPE N	1.70	Light Brown	Loamy Sand	0.1 - 2 mm	Oil/Petroleum	Stones
12018351	IP4166 PIPE S	1.30	Dark Brown	Sand	0.1 - 2 mm	Oil/Petroleum	Stones

These descriptions are only intended to act as a cross check if sample identities are questioned, and to provide a log of sample matrices with respect to MCERTS validation. They are not intended as full geological descriptions.

We are accredited to MCERTS for sand, clay and loam/topsoil, or any of these materials - whether these are derived from naturally ocurring soil profiles, or from fill/made ground, as long as these materials constitute the major part of the sample.

Other coarse granular materials such as concrete, gravel and brick are not accredited if they comprise the major part of the sample.

CERTIFICATE OF ANALYSIS

SDG:	150905-67	**Location:**	Coed Darcy	**Order Number:**	CD1389
Job:	H_ATKINS_LDC-458	**Customer:**	Atkins Global Ltd	**Report Number:**	329724
Client Reference:	Bitumen Plant Validation Samples	**Attention:**	Mark Murray	**Superseded Report:**	

Results Legend	
#	ISO17025 accredited.
M	*m*CERTS accredited.
aq	Aqueous / settled sample.
diss.filt	Dissolved / filtered sample.
tot.unfilt	Total / unfiltered sample.
*	Subcontracted test.
**	% recovery of the surrogate standard to check the efficiency of the method. The results of individual compounds within samples aren't corrected for the recovery
(F)	Trigger breach confirmed
1-5&+§@	Sample deviation (see appendix)

Component	LOD/Units	Method	Customer Sample R	IP4174 PIPE N	IP4166 PIPE S
			Depth (m)	1.70	1.30
			Sample Type	Soil/Solid	Soil/Solid
			Date Sampled	04/09/2015	04/09/2015
			Sample Time	.	.
			Date Received	05/09/2015	05/09/2015
			SDG Ref	150905-67	150905-67
			Lab Sample No.(s)	12018355	12018351
			AGS Reference		
Moisture Content Ratio (% of as received sample)	%	PM024		11	11

CERTIFICATE OF ANALYSIS

SDG:	150905-67	**Location:**	Coed Darcy	**Order Number:**	CD1389
Job:	H_ATKINS_LDC-458	**Customer:**	Atkins Global Ltd	**Report Number:**	329724
Client Reference:	Bitumen Plant Validation Samples	**Attention:**	Mark Murray	**Superseded Report:**	

PAH by GCMS

Results Legend	
#	ISO17025 accredited.
M	*m*CERTS accredited.
aq	Aqueous / settled sample.
diss.filt	Dissolved / filtered sample.
tot.unfilt	Total / unfiltered sample.
*	Subcontracted test.
**	% recovery of the surrogate standard to check the efficiency of the method. The results of individual compounds within samples aren't corrected for the recovery
(F)	Trigger breach confirmed
1-5&+§@	Sample deviation (see appendix)

Component	LOD/Units	Method	Customer Sample R	IP4174 PIPE N	IP4166 PIPE S
			Depth (m)	1.70	1.30
			Sample Type	Soil/Solid	Soil/Solid
			Date Sampled	04/09/2015	04/09/2015
			Sample Time	.	.
			Date Received	05/09/2015	05/09/2015
			SDG Ref	150905-67	150905-67
			Lab Sample No.(s)	12018355	12018351
			AGS Reference		
Naphthalene-d8 % recovery**	%	TM218		101	103
Acenaphthene-d10 % recovery**	%	TM218		102	104
Phenanthrene-d10 % recovery**	%	TM218		101	103
Chrysene-d12 % recovery**	%	TM218		96.7	99.3
Perylene-d12 % recovery**	%	TM218		102	106
Naphthalene	<9 µg/kg	TM218		164 M	153 M
Acenaphthylene	<12 µg/kg	TM218		<12 M	<12 M
Acenaphthene	<8 µg/kg	TM218		117 M	52.4 M
Fluorene	<10 µg/kg	TM218		542 M	142 M
Phenanthrene	<15 µg/kg	TM218		738 M	173 M
Anthracene	<16 µg/kg	TM218		219 M	101 M
Fluoranthene	<17 µg/kg	TM218		102 M	121 M
Pyrene	<15 µg/kg	TM218		260 M	233 M
Benz(a)anthracene	<14 µg/kg	TM218		103 M	74.9 M
Chrysene	<10 µg/kg	TM218		190 M	159 M
Benzo(b)fluoranthene	<15 µg/kg	TM218		110 M	95.8 M
Benzo(k)fluoranthene	<14 µg/kg	TM218		30.5 M	30.8 M
Benzo(a)pyrene	<15 µg/kg	TM218		79.4 M	72.2 M
Indeno(1,2,3-cd)pyrene	<18 µg/kg	TM218		<18 M	30.8 M
Dibenzo(a,h)anthracene	<23 µg/kg	TM218		<23 M	<23 M
Benzo(g,h,i)perylene	<24 µg/kg	TM218		35.2 M	48.1 M
PAH, Total Detected USEPA 16	<118 µg/kg	TM218		2690	1490

CERTIFICATE OF ANALYSIS

SDG:	150905-67	**Location:**	Coed Darcy	**Order Number:**	CD1389
Job:	H_ATKINS_LDC-458	**Customer:**	Atkins Global Ltd	**Report Number:**	329724
Client Reference:	Bitumen Plant Validation Samples	**Attention:**	Mark Murray	**Superseded Report:**	

TPH CWG (S)

Results Legend

#	ISO17025 accredited.
M	*m*CERTS accredited.
aq	Aqueous / settled sample.
diss.filt	Dissolved / filtered sample.
tot.unfilt	Total / unfiltered sample.
*	Subcontracted test.
**	% recovery of the surrogate standard to check the efficiency of the method. The results of individual compounds within samples aren't corrected for the recovery
(F)	Trigger breach confirmed
1-5&+§@	Sample deviation (see appendix)

Component	LOD/Units	Method	Customer Sample R	IP4174 PIPE N	IP4166 PIPE S				
			Depth (m)	1.70	1.30				
			Sample Type	Soil/Solid	Soil/Solid				
			Date Sampled	04/09/2015	04/09/2015				
			Sample Time	.	.				
			Date Received	05/09/2015	05/09/2015				
			SDG Ref	150905-67	150905-67				
			Lab Sample No.(s)	12018355	12018351				
			AGS Reference						
GRO Surrogate % recovery**	%	TM089		94	74				
GRO TOT (Moisture Corrected)	<44 µg/kg	TM089		52100 M	35300 M				
Methyl tertiary butyl ether (MTBE)	<5 µg/kg	TM089		<20 M	<20 M				
Benzene	<10 µg/kg	TM089		54.9 M	<40 M				
Toluene	<2 µg/kg	TM089		<8 M	<8 M				
Ethylbenzene	<3 µg/kg	TM089		<12 M	<12 M				
m,p-Xylene	<6 µg/kg	TM089		<24 M	<24 M				
o-Xylene	<3 µg/kg	TM089		<12 M	<12 M				
sum of detected mpo xylene by GC	<9 µg/kg	TM089		<9	<9				
sum of detected BTEX by GC	<24 µg/kg	TM089		54.9	<24				
Aliphatics >C5-C6	<10 µg/kg	TM089		252	102				
Aliphatics >C6-C8	<10 µg/kg	TM089		7900	1910				
Aliphatics >C8-C10	<10 µg/kg	TM089		10200	4490				
Aliphatics >C10-C12	<10 µg/kg	TM089		16100	15500				
Aliphatics >C12-C16	<100 µg/kg	TM173		201000	437000				
Aliphatics >C16-C21	<100 µg/kg	TM173		243000	375000				
Aliphatics >C21-C35	<100 µg/kg	TM173		1590000	2050000				
Aliphatics >C35-C44	<100 µg/kg	TM173		411000	508000				
Total Aliphatics >C12-C44	<100 µg/kg	TM173		2440000	3370000				
Aromatics >EC5-EC7	<10 µg/kg	TM089		54.9	<40				
Aromatics >EC7-EC8	<10 µg/kg	TM089		<40	<40				
Aromatics >EC8-EC10	<10 µg/kg	TM089		6780	2990				
Aromatics >EC10-EC12	<10 µg/kg	TM089		10800	10300				
Aromatics >EC12-EC16	<100 µg/kg	TM173		38400	74500				
Aromatics >EC16-EC21	<100 µg/kg	TM173		77900	93500				
Aromatics >EC21-EC35	<100 µg/kg	TM173		526000	751000				
Aromatics >EC35-EC44	<100 µg/kg	TM173		149000	203000				
Aromatics >EC40-EC44	<100 µg/kg	TM173		44800	67800				
Total Aromatics >EC12-EC44	<100 µg/kg	TM173		792000	1120000				
Total Aliphatics & Aromatics >C5-C44	<100 µg/kg	TM173		3280000	4530000				

CERTIFICATE OF ANALYSIS

SDG:	150905-67	**Location:**	Coed Darcy	**Order Number:**	CD1389
Job:	H_ATKINS_LDC-458	**Customer:**	Atkins Global Ltd	**Report Number:**	329724
Client Reference:	Bitumen Plant Validation Samples	**Attention:**	Mark Murray	**Superseded Report:**	

Table of Results - Appendix

Method No	Reference	Description	Wet/Dry Sample [1]	Surrogate Corrected
PM024	Modified BS 1377	Soil preparation including homogenisation, moisture screens of soils for Asbestos Containing Material		
TM089	Modified: US EPA Methods 8020 & 602	Determination of Gasoline Range Hydrocarbons (GRO) and BTEX (MTBE) compounds by Headspace GC-FID (C4-C12)		
TM173	Analysis of Petroleum Hydrocarbons in Environmental Media – Total Petroleum Hydrocarbon Criteria	Determination of Speciated Extractable Petroleum Hydrocarbons in Soils by GC-FID		
TM218	Microwave extraction – EPA method 3546	Microwave extraction - EPA method 3546		

[1] Applies to Solid samples only. DRY indicates samples have been dried at 35°C. NA = not applicable.

CERTIFICATE OF ANALYSIS

SDG:	150905-67	**Location:**	Coed Darcy	**Order Number:**	CD1389
Job:	H_ATKINS_LDC-458	**Customer:**	Atkins Global Ltd	**Report Number:**	329724
Client Reference:	Bitumen Plant Validation Samples	**Attention:**	Mark Murray	**Superseded Report:**	

Test Completion Dates

Lab Sample No(s)	12018355	12018351
Customer Sample Ref.	IP4174 PIPE N	IP4166 PIPE S
AGS Ref.		
Depth	1.70	1.30
Type	SOLID	SOLID
EPH CWG (Aliphatic) GC (S)	14-Sep-2015	14-Sep-2015
EPH CWG (Aromatic) GC (S)	14-Sep-2015	14-Sep-2015
GRO by GC-FID (S)	11-Sep-2015	14-Sep-2015
PAH by GCMS	14-Sep-2015	14-Sep-2015
Sample description	08-Sep-2015	08-Sep-2015
TPH CWG GC (S)	14-Sep-2015	14-Sep-2015

SDG:	150905-67	**Location:**	Coed Darcy	**Order Number:**	CD1389
Job:	H_ATKINS_LDC-458	**Customer:**	Atkins Global Ltd	**Report Number:**	329724
Client Reference:	Bitumen Plant Validation Samples	**Attention:**	Mark Murray	**Superseded Report:**	

Appendix

General

1. Results are expressed on a dry weight basis (dried at 35ºC) for all soil analyses except for the following: NRA and CEN Leach tests, flash point LOI, pH, ammonium as NH4 by the BRE method, VOC TICS and SVOC TICS.

2. Samples will be run in duplicate upon request, but an additional charge may be incurred.

3. If sufficient sample is received a sub sample will be retained free of charge for 30 days after analysis is completed (e-mailed) for all sample types unless the sample is destroyed on testing. The prepared soil sub sample that is analysed for asbestos will be retained for a period of 6 months after the analysis date. All bulk samples will be retained for a period of 6 months after the analysis date. All samples received and not scheduled will be disposed of one month after the date of receipt unless we are instructed to the contrary. Once the initial period has expired, a storage charge will be applied for each month or part thereof until the client cancels the request for sample storage. ALcontrol Laboratories reserve the right to charge for samples received and stored but not analysed.

4. With respect to turnaround, we will always endeavour to meet client requirements wherever possible, but turnaround times cannot be absolutely guaranteed due to so many variables beyond our control.

5. We take responsibility for any test performed by sub-contractors (marked with an asterisk). We endeavour to use UKAS/MCERTS Accredited Laboratories, who either complete a quality questionnaire or are audited by ourselves. For some determinands there are no UKAS/MCERTS Accredited Laboratories, in this instance a laboratory with a known track record will be utilised.

6. When requested, the individual sub sample scheduled will be analysed in house for the presence of asbestos fibres and asbestos containing material by our documented in house method TM048 based on HSG 248 (2005), which is accredited to ISO17025. If a specific asbestos fibre type is not found this will be reported as “Not detected”. If no asbestos fibre types are found all will be reported as “Not detected” and the sub sample analysed deemed to be clear of asbestos. If an asbestos fibre type is found it will be reported as detected (for each fibre type found). Testing can be carried out on asbestos positive samples, but, due to Health and Safety considerations, may be replaced by alternative tests or reported as No Determination Possible. The quantity of asbestos present is not determined unless specifically requested.

7. If no separate volatile sample is supplied by the client, or if a headspace or sediment is present in the volatile sample, the integrity of the data may be compromised. This will be flagged up as an invalid VOC on the test schedule and the result marked as deviating on the test certificate.

8. If appropriate preserved bottles are not received preservation will take place on receipt. However, the integrity of the data may be compromised.

9. NDP -No determination possible due to insufficient/unsuitable sample.

10. Metals in water are performed on a filtered sample, and therefore represent dissolved metals -total metals must be requested separately.

11. Results relate only to the items tested.

12. LODs for wet tests reported on a dry weight basis are not corrected for moisture content.

13. **Surrogate recoveries** - Surrogates are added to your sample to monitor recovery of the test requested. A % recovery is reported, results are not corrected for the recovery measured. Typical recoveries for organics tests are 70-130%, they are generally wider for volatiles analysis, 50-150%. Recoveries in soils are affected by organic rich or clay rich matrices. Waters can be affected by remediation fluids or high amounts of sediment. Test results are only ever reported if all of the associated quality checks pass; it is assumed that all recoveries outside of the values above are due to matrix affect.

14. **Product analyses** -Organic analyses on products can only be semi-quantitative due to the matrix effects and high dilution factors employed.

15. Phenols monohydric by HPLC include phenol, cresols (2-Methylphenol, 3-Methylphenol and 4-Methylphenol) and Xylenols (2,3 Dimethylphenol, 2,4 Dimethylphenol, 2,5 Dimethylphenol, 2,6 Dimethylphenol, 3,4 Dimethyphenol, 3,5 Dimethylphenol).

16. Total of 5 speciated phenols by HPLC includes Phenol, 2,3,5-Trimethyl Phenol, 2-Isopropylphenol, Cresols and Xylenols (as detailed in 15).

17. Stones/debris are not routinely removed. We always endeavour to take a representative sub sample from the received sample.

18. In certain circumstances the method detection limit may be elevated due to the sample being outside the calibration range. Other factors that may contribute to this include possible interferences. In both cases the sample would be diluted which would cause the method detection limit to be raised.

19. Mercury results quoted on soils will not include volatile mercury as the analysis is performed on a dried and crushed sample.

20. For the BSEN 12457-3 two batch process to allow the cumulative release to be calculated, the volume of the leachate produced is measured and filtered for all tests. We therefore cannot carry out any unfiltered analysis. The tests affected include volatiles GCFID/GCMS and all subcontracted analysis.

21. For all leachate preparations (NRA, DIN, TCLP, BSEN 12457-1, 2, 3) volatile loss may occur, as we do not employ zero headspace extraction.

22. We are accredited to MCERTS for sand, clay and loam/topsoil, or any of these materials - whether these are derived from naturally occurring soil profiles, or from fill/made ground, as long as these materials constitute the major part of the sample. Other coarse granular material such as concrete, gravel and brick are not accredited if they comprise the major part of the sample.

23. Analysis and identification of specific compounds using GCFID is by retention time only, and we routinely calibrate and quantify for benzene, toluene, ethylbenzenes and xylenes (BTEX). For total volatiles in the C5-C12 range, the total area of the chromatogram is integrated and expressed as ug/kg or ug/l. Although this analysis is commonly used for the quantification of gasoline range organics (GRO), the system will also detect other compounds such as chlorinated solvents, and this may lead to a falsely high result with respect to hydrocarbons only. It is not possible to specifically identify these non-hydrocarbons, as standards are not routinely run for any other compounds, and for more definitive identification, volatiles by GCMS should be utilised.

Sample Deviations

1	Container with Headspace provided for volatiles analysis
2	Incorrect container received
3	Deviation from method
4	Holding time exceeded before sample received
5	Samples exceeded holding time before presevation was performed
§	Sampled on date not provided
♦	Sample holding time exceeded in laboratory
@	Sample holding time exceeded due to sampled on date
&	Sample Holding Time exceeded - Late arrival of instructions.

Asbestos

Identification of Asbestos in Bulk Materials & Soils

The results for identification of asbestos in bulk materials are obtained from supplied bulk materials which have been examined to determine the presence of asbestos fibres using Alcontrol Laboratories (Hawarden) in-house method of transmitted/polarised light microscopy and central stop dispersion staining, based on HSG 248 (2005).

The results for identification of asbestos in soils are obtained from a homogenised sub sample which has been examined to determine the presence of asbestos fibres using Alcontrol Laboratories (Hawarden) in-house method of transmitted/polarised light microscopy and central stop dispersion staining, based on HSG 248 (2005).

Asbestos Type	Common Name
Chrysotile	White Asbestos
Amosite	Brown Asbestos
Crocidolite	Blue Asbestos
Fibrous Actinolite	-
Fibrous Anthophyllite	-
Fibrous Tremolite	-

Visual Estimation Of Fibre Content

Estimation of fibre content is not permitted as part of our UKAS accredited test other than: - Trace - Where only one or two asbestos fibres were identified.

Further guidance on typical asbestos fibre content of manufactured products can be found in HSG 264.

The identification of asbestos containing materials and soils falls within our schedule of tests for which we hold UKAS accreditation, however opinions, interpretations and all other information contained in the report are outside the scope of UKAS accreditation.

ALcontrol Laboratories

Unit 7-8 Hawarden Business Park
Manor Road (off Manor Lane)
Hawarden
Deeside
CH5 3US
Tel: (01244) 528700
Fax: (01244) 528701
email: mkt@alcontrol.com
Website: www.alcontrol.com

Atkins Global Ltd
Project Jonah site office
Llan Coed House
Suite 24
Coed Darcy
Llandarcy
SA10 6HJ

Attention: Mark Murray

CERTIFICATE OF ANALYSIS

Date:	03 November 2015
Customer:	H_ATKINS_LDC
Sample Delivery Group (SDG):	150903-64
Your Reference:	Bitumen Plant Validation Samples
Location:	Coed Darcy
Report No:	336232

This report has been revised and directly supersedes 329531 in its entirety.

We received 9 samples on Thursday September 03, 2015 and 9 of these samples were scheduled for analysis which was completed on Friday September 11, 2015. Accredited laboratory tests are defined within the report, but opinions, interpretations and on-site data expressed herein are outside the scope of ISO 17025 accreditation.

Should this report require incorporation into client reports, it must be used in its entirety and not simply with the data sections alone.

All chemical testing (unless subcontracted) is performed at ALcontrol Hawarden Laboratories.

Approved By:



Sonia McWhan
Operations Manager

Alcontrol Laboratories is a trading division of ALcontrol UK Limited
Registered Office: Units 7 & 8 Hawarden Business Park, Manor Road, Hawarden, Deeside, CH5 3US. Registered in England and Wales No. 4057291.

CERTIFICATE OF ANALYSIS

SDG:	150903-64	**Location:**	Coed Darcy	**Order Number:**	CD1383
Job:	H_ATKINS_LDC-458	**Customer:**	Atkins Global Ltd	**Report Number:**	336232
Client Reference:	Bitumen Plant Validation Samples	**Attention:**	Mark Murray	**Superseded Report:**	329531

Received Sample Overview

Lab Sample No(s)	Customer Sample Ref.	AGS Ref.	Depth (m)	Sampled Date
12003403	IP4177 B1		0.00 - 0.00	02/09/2015
12003378	IP4177 E1		0.00 - 0.00	02/09/2015
12003363	IP4177 E2		0.00 - 0.00	02/09/2015
12003383	IP4177 N1		0.00 - 0.00	02/09/2015
12003373	IP4177 N2		0.00 - 0.00	02/09/2015
12003368	IP4177 S1		0.00 - 0.00	02/09/2015
12003397	IP4177 S2		0.00 - 0.00	02/09/2015
12003392	IP4177 W1		0.00 - 0.00	02/09/2015
12003388	IP4177 W2		0.00 - 0.00	02/09/2015

Only received samples which have had analysis scheduled will be shown on the following pages.

CERTIFICATE OF ANALYSIS

SDG:	150903-64	**Location:**	Coed Darcy	**Order Number:**	CD1383
Job:	H_ATKINS_LDC-458	**Customer:**	Atkins Global Ltd	**Report Number:**	336232
Client Reference:	Bitumen Plant Validation Samples	**Attention:**	Mark Murray	**Superseded Report:**	329531

SOLID

Results Legend

X **Test**

N **No Determination Possible**

			Lab Sample No(s)	Customer Sample Reference	AGS Reference	Depth (m)	Container
			12003403	IP4177 B1		0.00 - 0.00	250g Amber Jar
			12003403	IP4177 B1		0.00 - 0.00	60g VOC (ALE215)
			12003378	IP4177 E1		0.00 - 0.00	250g Amber Jar
			12003378	IP4177 E1		0.00 - 0.00	60g VOC (ALE215)
			12003363	IP4177 E2		0.00 - 0.00	250g Amber Jar
			12003363	IP4177 E2		0.00 - 0.00	60g VOC (ALE215)
			12003383	IP4177 N1		0.00 - 0.00	250g Amber Jar
			12003383	IP4177 N1		0.00 - 0.00	60g VOC (ALE215)
			12003373	IP4177 N2		0.00 - 0.00	250g Amber Jar
			12003373	IP4177 N2		0.00 - 0.00	60g VOC (ALE215)
			12003368	IP4177 S1		0.00 - 0.00	250g Amber Jar
			12003368	IP4177 S1		0.00 - 0.00	60g VOC (ALE215)
			12003397	IP4177 S2		0.00 - 0.00	250g Amber Jar
			12003397	IP4177 S2		0.00 - 0.00	60g VOC (ALE215)
			12003392	IP4177 W1		0.00 - 0.00	250g Amber Jar
			12003392	IP4177 W1		0.00 - 0.00	60g VOC (ALE215)
			12003388	IP4177 W2		0.00 - 0.00	250g Amber Jar
			12003388	IP4177 W2		0.00 - 0.00	60g VOC (ALE215)
EPH CWG (Aliphatic) GC (S)	All	NDPs: 0 Tests: 9	X	X	X	X	X	X	X	X	X	X	X	X	X	X
EPH CWG (Aromatic) GC (S)	All	NDPs: 0 Tests: 9	X	X	X	X	X	X	X	X	X	X	X	X	X	X
GRO by GC-FID (S)	All	NDPs: 0 Tests: 9	X	X	X	X	X	X	X	X	X	X	X	X	X	X
Sample description	All	NDPs: 0 Tests: 9	X	X	X	X	X	X	X	X	X	X	X	X	X	X
TPH CWG GC (S)	All	NDPs: 0 Tests: 9	X	X	X	X	X	X	X	X	X	X	X	X	X	X

CERTIFICATE OF ANALYSIS

SDG:	150903-64	**Location:**	Coed Darcy	**Order Number:**	CD1383
Job:	H_ATKINS_LDC-458	**Customer:**	Atkins Global Ltd	**Report Number:**	336232
Client Reference:	Bitumen Plant Validation Samples	**Attention:**	Mark Murray	**Superseded Report:**	329531

Sample Descriptions

Grain Sizes

very fine	<0.063mm	fine	0.063mm - 0.1mm	medium	0.1mm - 2mm	coarse	2mm - 10mm	very coarse	>10mm

Lab Sample No(s)	Customer Sample Ref.	Depth (m)	Colour	Description	Grain size	Inclusions	Inclusions 2
12003403	IP4177 B1	0.00 - 0.00	Dark Brown	Silty Sand	0.063 - 0.1 mm	Stones	N/A
12003378	IP4177 E1	0.00 - 0.00	Dark Brown	Silty Clay	0.063 - 0.1 mm	N/A	N/A
12003363	IP4177 E2	0.00 - 0.00	Dark Brown	Sand	0.063 - 0.1 mm	N/A	N/A
12003383	IP4177 N1	0.00 - 0.00	Dark Brown	Sand	0.1 - 2 mm	Stones	None
12003373	IP4177 N2	0.00 - 0.00	Dark Brown	Silty Clay	0.063 - 0.1 mm	Stones	N/A
12003368	IP4177 S1	0.00 - 0.00	Dark Brown	Sand	0.063 - 0.1 mm	N/A	N/A
12003397	IP4177 S2	0.00 - 0.00	Light Brown	Silty Sand	0.063 - 0.1 mm	Stones	N/A
12003392	IP4177 W1	0.00 - 0.00	Light Brown	Silty Sand	0.063 - 0.1 mm	Stones	N/A
12003388	IP4177 W2	0.00 - 0.00	Dark Brown	Sand	0.1 - 2 mm	None	None

These descriptions are only intended to act as a cross check if sample identities are questioned, and to provide a log of sample matrices with respect to MCERTS validation. They are not intended as full geological descriptions.

We are accredited to MCERTS for sand, clay and loam/topsoil, or any of these materials - whether these are derived from naturally ocurring soil profiles, or from fill/made ground, as long as these materials constitute the major part of the sample.

Other coarse granular materials such as concrete, gravel and brick are not accredited if they comprise the major part of the sample.

CERTIFICATE OF ANALYSIS

SDG:	150903-64	**Location:**	Coed Darcy	**Order Number:**	CD1383
Job:	H_ATKINS_LDC-458	**Customer:**	Atkins Global Ltd	**Report Number:**	336232
Client Reference:	Bitumen Plant Validation Samples	**Attention:**	Mark Murray	**Superseded Report:**	329531

Results Legend

#	ISO17025 accredited.
M	*m*CERTS accredited.
aq	Aqueous / settled sample.
diss.filt	Dissolved / filtered sample.
tot.unfilt	Total / unfiltered sample.
*	Subcontracted test.
**	% recovery of the surrogate standard to check the efficiency of the method. The results of individual compounds within samples aren't corrected for the recovery
(F)	Trigger breach confirmed
1-5&+§@	Sample deviation (see appendix)

Component	LOD/Units	Method	Customer Sample Ref.	IP4177 B1	IP4177 E1	IP4177 E2	IP4177 N1	IP4177 N2	IP4177 S1
			Depth (m)	0.00 - 0.00	0.00 - 0.00	0.00 - 0.00	0.00 - 0.00	0.00 - 0.00	0.00 - 0.00
			Sample Type	Soil/Solid	Soil/Solid	Soil/Solid	Soil/Solid	Soil/Solid	Soil/Solid
			Date Sampled	02/09/2015	02/09/2015	02/09/2015	02/09/2015	02/09/2015	02/09/2015
			Sample Time	.	.	.	.	.	.
			Date Received	03/09/2015	03/09/2015	03/09/2015	03/09/2015	03/09/2015	03/09/2015
			SDG Ref	150903-64	150903-64	150903-64	150903-64	150903-64	150903-64
			Lab Sample No.(s)	12003403	12003378	12003363	12003383	12003373	12003368
			AGS Reference						
Moisture Content Ratio (% of as received sample)	%	PM024		16	18	18	16	17	16

CERTIFICATE OF ANALYSIS

SDG:	150903-64	**Location:**	Coed Darcy	**Order Number:**	CD1383
Job:	H_ATKINS_LDC-458	**Customer:**	Atkins Global Ltd	**Report Number:**	336232
Client Reference:	Bitumen Plant Validation Samples	**Attention:**	Mark Murray	**Superseded Report:**	329531

Results Legend

#	ISO17025 accredited.
M	*m*CERTS accredited.
aq	Aqueous / settled sample.
diss.filt	Dissolved / filtered sample.
tot.unfilt	Total / unfiltered sample.
*	Subcontracted test.
**	% recovery of the surrogate standard to check the efficiency of the method. The results of individual compounds within samples aren't corrected for the recovery
(F)	Trigger breach confirmed
1-5&+§@	Sample deviation (see appendix)

Component	LOD/Units	Method	Customer Sample Ref.	IP4177 S2	IP4177 W1	IP4177 W2			
			Depth (m)	0.00 - 0.00	0.00 - 0.00	0.00 - 0.00			
			Sample Type	Soil/Solid	Soil/Solid	Soil/Solid			
			Date Sampled	02/09/2015	02/09/2015	02/09/2015			
			Sample Time	.	.	.			
			Date Received	03/09/2015	03/09/2015	03/09/2015			
			SDG Ref	150903-64	150903-64	150903-64			
			Lab Sample No.(s)	12003397	12003392	12003388			
			AGS Reference						
Moisture Content Ratio (% of as received sample)	%	PM024		11	11	18			

CERTIFICATE OF ANALYSIS

SDG:	150903-64	**Location:**	Coed Darcy	**Order Number:**	CD1383
Job:	H_ATKINS_LDC-458	**Customer:**	Atkins Global Ltd	**Report Number:**	336232
Client Reference:	Bitumen Plant Validation Samples	**Attention:**	Mark Murray	**Superseded Report:**	329531

TPH CWG (S)

Results Legend

#	ISO17025 accredited.
M	*m*CERTS accredited.
aq	Aqueous / settled sample.
diss.filt	Dissolved / filtered sample.
tot.unfilt	Total / unfiltered sample.
*	Subcontracted test.
**	% recovery of the surrogate standard to check the efficiency of the method. The results of individual compounds within samples aren't corrected for the recovery
(F)	Trigger breach confirmed
1-5&+§@	Sample deviation (see appendix)

Component	LOD/Units	Method	Customer Sample Ref.	IP4177 B1	IP4177 E1	IP4177 E2	IP4177 N1	IP4177 N2	IP4177 S1
			Depth (m)	0.00 - 0.00	0.00 - 0.00	0.00 - 0.00	0.00 - 0.00	0.00 - 0.00	0.00 - 0.00
			Sample Type	Soil/Solid	Soil/Solid	Soil/Solid	Soil/Solid	Soil/Solid	Soil/Solid
			Date Sampled	02/09/2015	02/09/2015	02/09/2015	02/09/2015	02/09/2015	02/09/2015
			Sample Time	.	.	.	.	.	.
			Date Received	03/09/2015	03/09/2015	03/09/2015	03/09/2015	03/09/2015	03/09/2015
			SDG Ref	150903-64	150903-64	150903-64	150903-64	150903-64	150903-64
			Lab Sample No.(s)	12003403	12003378	12003363	12003383	12003373	12003368
			AGS Reference						
GRO Surrogate % recovery**	%	TM089		92	85	97	103	109	124
GRO TOT (Moisture Corrected)	<44 µg/kg	TM089		671 M	3150 M	<176 M	1310 M	1540 M	<176 M
Methyl tertiary butyl ether (MTBE)	<5 µg/kg	TM089		<20 M	<20 M	<20 M	<20 M	<20 M	<20 M
Benzene	<10 µg/kg	TM089		261 M	76.3 M	<40 M	115 M	90.8 M	145 M
Toluene	<2 µg/kg	TM089		<8 M	19.7 M	<8 M	15.5 M	13.3 M	25 M
Ethylbenzene	<3 µg/kg	TM089		<12 M	<12 M	<12 M	<12 M	<12 M	<12 M
m,p-Xylene	<6 µg/kg	TM089		<24 M	<24 M	<24 M	<24 M	<24 M	<24 M
o-Xylene	<3 µg/kg	TM089		<12 M	<12 M	<12 M	<12 M	<12 M	<12 M
sum of detected mpo xylene by GC	<9 µg/kg	TM089		<9	<9	<9	<9	<9	<9
sum of detected BTEX by GC	<24 µg/kg	TM089		261	96	<24	131	104	170
Aliphatics >C5-C6	<10 µg/kg	TM089		<40	<40	<40	<40	46	<40
Aliphatics >C6-C8	<10 µg/kg	TM089		96.4	241	<40	271	368	<40
Aliphatics >C8-C10	<10 µg/kg	TM089		71.4	306	<40	155	206	<40
Aliphatics >C10-C12	<10 µg/kg	TM089		107	1360	<40	364	407	<40
Aliphatics >C12-C16	<100 µg/kg	TM173		1300	<100	<100	1080	45200	1880
Aliphatics >C16-C21	<100 µg/kg	TM173		4620	<100	<100	2600	65800	4830
Aliphatics >C21-C35	<100 µg/kg	TM173		33000	<100	<100	14900	158000	28300
Aliphatics >C35-C44	<100 µg/kg	TM173		7120	<100	<100	2860	30000	6720
Total Aliphatics >C12-C44	<100 µg/kg	TM173		46000	<100	<100	21400	299000	41800
Aromatics >EC5-EC7	<10 µg/kg	TM089		261	76.3	<40	115	90.8	145
Aromatics >EC7-EC8	<10 µg/kg	TM089		<40	<40	<40	<40	<40	<40
Aromatics >EC8-EC10	<10 µg/kg	TM089		50	204	<40	102	137	<40
Aromatics >EC10-EC12	<10 µg/kg	TM089		71.4	907	<40	243	271	<40
Aromatics >EC12-EC16	<100 µg/kg	TM173		246	3840	<100	<100	10900	<100
Aromatics >EC16-EC21	<100 µg/kg	TM173		1440	390	<100	<100	21500	<100
Aromatics >EC21-EC35	<100 µg/kg	TM173		10100	164	<100	3410	53200	5180
Aromatics >EC35-EC44	<100 µg/kg	TM173		6520	2980	<100	1690	12000	528
Aromatics >EC40-EC44	<100 µg/kg	TM173		3500	2200	<100	1120	4870	<100
Total Aromatics >EC12-EC44	<100 µg/kg	TM173		18300	7370	<100	5100	97600	5700
Total Aliphatics & Aromatics >C5-C44	<100 µg/kg	TM173		65000	10500	<100	27800	398000	47600

CERTIFICATE OF ANALYSIS

SDG:	150903-64	**Location:**	Coed Darcy	**Order Number:**	CD1383
Job:	H_ATKINS_LDC-458	**Customer:**	Atkins Global Ltd	**Report Number:**	336232
Client Reference:	Bitumen Plant Validation Samples	**Attention:**	Mark Murray	**Superseded Report:**	329531

TPH CWG (S)

Results Legend

#	ISO17025 accredited.
M	*m*CERTS accredited.
aq	Aqueous / settled sample.
diss.filt	Dissolved / filtered sample.
tot.unfilt	Total / unfiltered sample.
*	Subcontracted test.
**	% recovery of the surrogate standard to check the efficiency of the method. The results of individual compounds within samples aren't corrected for the recovery
(F)	Trigger breach confirmed
1-5&+§@	Sample deviation (see appendix)

Component	LOD/Units	Method	Customer Sample Ref.	IP4177 S2	IP4177 W1	IP4177 W2			
			Depth (m)	0.00 - 0.00	0.00 - 0.00	0.00 - 0.00			
			Sample Type	Soil/Solid	Soil/Solid	Soil/Solid			
			Date Sampled	02/09/2015	02/09/2015	02/09/2015			
			Sample Time	.	.	.			
			Date Received	03/09/2015	03/09/2015	03/09/2015			
			SDG Ref	150903-64	150903-64	150903-64			
			Lab Sample No.(s)	12003397	12003392	12003388			
			AGS Reference						
GRO Surrogate % recovery**	%	TM089		91	96	74			
GRO TOT (Moisture Corrected)	<44 µg/kg	TM089		<44 M	1250 M	1260 M			
Methyl tertiary butyl ether (MTBE)	<5 µg/kg	TM089		<5 M	<5 M	<20 M			
Benzene	<10 µg/kg	TM089		19.2 M	67.2 M	401 M			
Toluene	<2 µg/kg	TM089		<2 M	16.8 M	13.4 M			
Ethylbenzene	<3 µg/kg	TM089		<3 M	<3 M	<12 M			
m,p-Xylene	<6 µg/kg	TM089		<6 M	<6 M	<24 M			
o-Xylene	<3 µg/kg	TM089		<3 M	<3 M	<12 M			
sum of detected mpo xylene by GC	<9 µg/kg	TM089		<9	<9	<9			
sum of detected BTEX by GC	<24 µg/kg	TM089		<24	84	414			
Aliphatics >C5-C6	<10 µg/kg	TM089		<10	<10	<40			
Aliphatics >C6-C8	<10 µg/kg	TM089		<10	218	260			
Aliphatics >C8-C10	<10 µg/kg	TM089		<10	176	123			
Aliphatics >C10-C12	<10 µg/kg	TM089		<10	391	196			
Aliphatics >C12-C16	<100 µg/kg	TM173		<100	<100	<100			
Aliphatics >C16-C21	<100 µg/kg	TM173		<100	<100	<100			
Aliphatics >C21-C35	<100 µg/kg	TM173		5990	<100	<100			
Aliphatics >C35-C44	<100 µg/kg	TM173		<100	<100	<100			
Total Aliphatics >C12-C44	<100 µg/kg	TM173		5990	<100	<100			
Aromatics >EC5-EC7	<10 µg/kg	TM089		19.2	67.2	401			
Aromatics >EC7-EC8	<10 µg/kg	TM089		<10	16.8	<40			
Aromatics >EC8-EC10	<10 µg/kg	TM089		<10	118	98.8			
Aromatics >EC10-EC12	<10 µg/kg	TM089		<10	260	131			
Aromatics >EC12-EC16	<100 µg/kg	TM173		<100	<100	<100			
Aromatics >EC16-EC21	<100 µg/kg	TM173		<100	<100	<100			
Aromatics >EC21-EC35	<100 µg/kg	TM173		<100	1580	<100			
Aromatics >EC35-EC44	<100 µg/kg	TM173		<100	<100	<100			
Aromatics >EC40-EC44	<100 µg/kg	TM173		<100	<100	<100			
Total Aromatics >EC12-EC44	<100 µg/kg	TM173		<100	1580	<100			
Total Aliphatics & Aromatics >C5-C44	<100 µg/kg	TM173		5990	2830	1260			

CERTIFICATE OF ANALYSIS

SDG:	150903-64	**Location:**	Coed Darcy	**Order Number:**	CD1383
Job:	H_ATKINS_LDC-458	**Customer:**	Atkins Global Ltd	**Report Number:**	336232
Client Reference:	Bitumen Plant Validation Samples	**Attention:**	Mark Murray	**Superseded Report:**	329531

Table of Results - Appendix

Method No	Reference	Description	Wet/Dry Sample [1]	Surrogate Corrected
PM024	Modified BS 1377	Soil preparation including homogenisation, moisture screens of soils for Asbestos Containing Material		
TM089	Modified: US EPA Methods 8020 & 602	Determination of Gasoline Range Hydrocarbons (GRO) and BTEX (MTBE) compounds by Headspace GC-FID (C4-C12)		
TM173	Analysis of Petroleum Hydrocarbons in Environmental Media – Total Petroleum Hydrocarbon Criteria	Determination of Speciated Extractable Petroleum Hydrocarbons in Soils by GC-FID		

[1] Applies to Solid samples only. DRY indicates samples have been dried at 35°C. NA = not applicable.

CERTIFICATE OF ANALYSIS

SDG:	150903-64	**Location:**	Coed Darcy	**Order Number:**	CD1383
Job:	H_ATKINS_LDC-458	**Customer:**	Atkins Global Ltd	**Report Number:**	336232
Client Reference:	Bitumen Plant Validation Samples	**Attention:**	Mark Murray	**Superseded Report:**	329531

Test Completion Dates

Lab Sample No(s)	12003403	12003378	12003363	12003383	12003373	12003368	12003397	12003392	12003388
Customer Sample Ref.	IP4177 B1	IP4177 E1	IP4177 E2	IP4177 N1	IP4177 N2	IP4177 S1	IP4177 S2	IP4177 W1	IP4177 W2
AGS Ref.									
Depth	0.00 - 0.00	0.00 - 0.00	0.00 - 0.00	0.00 - 0.00	0.00 - 0.00	0.00 - 0.00	0.00 - 0.00	0.00 - 0.00	0.00 - 0.00
Type	SOLID	SOLID	SOLID	SOLID	SOLID	SOLID	SOLID	SOLID	SOLID
EPH CWG (Aliphatic) GC (S)	11-Sep-2015	11-Sep-2015	11-Sep-2015	09-Sep-2015	11-Sep-2015	11-Sep-2015	11-Sep-2015	08-Sep-2015	09-Sep-2015
EPH CWG (Aromatic) GC (S)	11-Sep-2015	11-Sep-2015	11-Sep-2015	09-Sep-2015	11-Sep-2015	11-Sep-2015	11-Sep-2015	08-Sep-2015	09-Sep-2015
GRO by GC-FID (S)	10-Sep-2015	10-Sep-2015	10-Sep-2015	08-Sep-2015	10-Sep-2015	10-Sep-2015	10-Sep-2015	10-Sep-2015	08-Sep-2015
Sample description	07-Sep-2015	07-Sep-2015	07-Sep-2015	07-Sep-2015	07-Sep-2015	07-Sep-2015	07-Sep-2015	07-Sep-2015	07-Sep-2015
TPH CWG GC (S)	11-Sep-2015	11-Sep-2015	11-Sep-2015	09-Sep-2015	11-Sep-2015	11-Sep-2015	11-Sep-2015	10-Sep-2015	09-Sep-2015

SDG:	150903-64	**Location:**	Coed Darcy	**Order Number:**	CD1383
Job:	H_ATKINS_LDC-458	**Customer:**	Atkins Global Ltd	**Report Number:**	336232
Client Reference:	Bitumen Plant Validation Samples	**Attention:**	Mark Murray	**Superseded Report:**	329531

Appendix

General

1. Results are expressed on a dry weight basis (dried at 35ºC) for all soil analyses except for the following: NRA and CEN Leach tests, flash point LOI, pH, ammonium as NH4 by the BRE method, VOC TICS and SVOC TICS.

2. Samples will be run in duplicate upon request, but an additional charge may be incurred

3. If sufficient sample is received a sub sample will be retained free of charge for 30 days after analysis is completed (e-mailed) for all sample types unless the sample is destroyed on testing. The prepared soil sub sample that is analysed for asbestos will be retained for a period of 6 months after the analysis date. All bulk samples will be retained for a period of 6 months after the analysis date. All samples received and not scheduled will be disposed of one month after the date of receipt unless we are instructed to the contrary. Once the initial period has expired, a storage charge will be applied for each month or part thereof until the client cancels the request for sample storage. ALcontrol Laboratories reserve the right to charge for samples received and stored but not analysed.

4. With respect to turnaround, we will always endeavour to meet client requirements wherever possible, but turnaround times cannot be absolutely guaranteed due to so many variables beyond our control.

5. We take responsibility for any test performed by sub-contractors (marked with an asterisk). We endeavour to use UKAS/MCERTS Accredited Laboratories, who either complete a quality questionnaire or are audited by ourselves. For some determinands there are no UKAS/MCERTS Accredited Laboratories, in this instance a laboratory with a known track record will be utilised.

6. When requested, the individual sub sample scheduled will be analysed in house for the presence of asbestos fibres and asbestos containing material by our documented in house method TM048 based on HSG 248 (2005), which is accredited to ISO17025. If a specific asbestos fibre type is not found this will be reported as “Not detected”. If no asbestos fibre types are found all will be reported as “Not detected” and the sub sample analysed deemed to be clear of asbestos. If an asbestos fibre type is found it will be reported as detected (for each fibre type found). Testing can be carried out on asbestos positive samples, but, due to Health and Safety considerations, may be replaced by alternative tests or reported as No Determination Possible. The quantity of asbestos present is not determined unless specifically requested.

7. If no separate volatile sample is supplied by the client, or if a headspace or sediment is present in the volatile sample, the integrity of the data may be compromised. This will be flagged up as an invalid VOC on the test schedule and the result marked as deviating on the test certificate.

8. If appropriate preserved bottles are not received preservation will take place on receipt. However, the integrity of the data may be compromised.

9. NDP -No determination possible due to insufficient/unsuitable sample.

10. Metals in water are performed on a filtered sample, and therefore represent dissolved metals -total metals must be requested separately.

11. Results relate only to the items tested.

12. LODs for wet tests reported on a dry weight basis are not corrected for moisture content.

13. **Surrogate recoveries** - Surrogates are added to your sample to monitor recovery of the test requested. A % recovery is reported, results are not corrected for the recovery measured. Typical recoveries for organics tests are 70-130%, they are generally wider for volatiles analysis, 50-150%. Recoveries in soils are affected by organic rich or clay rich matrices. Waters can be affected by remediation fluids or high amounts of sediment. Test results are only ever reported if all of the associated quality checks pass; it is assumed that all recoveries outside of the values above are due to matrix affect.

14. **Product analyses** -Organic analyses on products can only be semi-quantitative due to the matrix effects and high dilution factors
employed.

15. Phenols monohydric by HPLC include phenol, cresols (2-Methylphenol, 3-Methylphenol and 4-Methylphenol) and Xylenols (2,3 Dimethylphenol, 2,4 Dimethylphenol, 2,5 Dimethylphenol, 2,6 Dimethylphenol, 3,4 Dimethyphenol, 3,5 Dimethylphenol).

16. Total of 5 speciated phenols by HPLC includes Phenol, 2,3,5-Trimethyl Phenol, 2-Isopropylphenol, Cresols and Xylenols (as detailed in 15).

17. Stones/debris are not routinely removed. We always endeavour to take a representative sub sample from the received sample.

18. In certain circumstances the method detection limit may be elevated due to the sample being outside the calibration range. Other factors that may contribute to this include possible interferences. In both cases the sample would be diluted which would cause the method detection limit to be raised.

19. Mercury results quoted on soils will not include volatile mercury as the analysis is performed on a dried and crushed sample.

20. For the BSEN 12457-3 two batch process to allow the cumulative release to be calculated, the volume of the leachate produced is measured and filtered for all tests. We therefore cannot carry out any unfiltered analysis. The tests affected include volatiles GCFID/GCMS and all subcontracted analysis.

21. For all leachate preparations (NRA, DIN, TCLP, BSEN 12457-1, 2, 3) volatile loss may occur, as we do not employ zero headspace extraction.

22. We are accredited to MCERTS for sand, clay and loam/topsoil, or any of these materials - whether these are derived from naturally occurring soil profiles, or from fill/made ground, as long as these materials constitute the major part of the sample. Other coarse granular material such as concrete, gravel and brick are not accredited if they comprise the major part of the sample.

23. Analysis and identification of specific compounds using GCFID is by retention time only, and we routinely calibrate and quantify for benzene, toluene, ethylbenzenes and xylenes (BTEX). For total volatiles in the C5 -C12 range, the total area of the chromatogram is integrated and expressed as ug/kg or ug/l. Although this analysis is commonly used for the quantification of gasoline range organics (GRO), the system will also detect other compounds such as chlorinated solvents, and this may lead to a falsely high result with respect to hydrocarbons only. It is not possible to specifically identify these non-hydrocarbons, as standards are not routinely run for any other compounds, and for more definitive identification, volatiles by GCMS should be utilised.

Sample Deviations

1	**Container with Headspace provided for volatiles analysis**
2	**Incorrect container received**
3	**Deviation from method**
4	**Holding time exceeded before sample received**
5	**Samples exceeded holding time before presevation was performed**
§	**Sampled on date not provided**
♦	**Sample holding time exceeded in laboratory**
@	**Sample holding time exceeded due to sampled on date**
&	**Sample Holding Time exceeded - Late arrival of instructions.**

Asbestos

Identification of Asbestos in Bulk Materials & Soils

The results for identification of asbestos in bulk materials are obtained from supplied bulk materials which have been examined to determine the presence of asbestos fibres using Alcontrol Laboratories (Hawarden) in-house method of transmitted/polarised light microscopy and central stop dispersion staining, based on HSG 248 (2005).

The results for identification of asbestos in soils are obtained from a homogenised sub sample which has been examined to determine the presence of asbestos fibres using Alcontrol Laboratories (Hawarden) in-house method of transmitted/polarised light microscopy and central stop dispersion staining, based on HSG 248 (2005).

Asbestos Type	Common Name
Chrysotile	White Asbestos
Amosite	Brown Asbestos
Crocidolite	Blue Asbestos
Fibrous Actinolite	-
Fibrous Anthophyllite	-
Fibrous Tremolite	-

Visual Estimation Of Fibre Content

Estimation of fibre content is not permitted as part of our UKAS accredited test other than:
- Trace - Where only one or two asbestos fibres were identified.

Further guidance on typical asbestos fibre content of manufactured products can be found in HSG 264.

The identification of asbestos containing materials and soils falls within our schedule of tests for which we hold UKAS accreditation, however opinions, interpretations and all other information contained in the report are outside the scope of UKAS accreditation.

ALcontrol Laboratories

Unit 7-8 Hawarden Business Park
Manor Road (off Manor Lane)
Hawarden
Deeside
CH5 3US
Tel: (01244) 528700
Fax: (01244) 528701
email: mkt@alcontrol.com
Website: www.alcontrol.com

Atkins Global Ltd
Project Jonah site office
Llan Coed House
Suite 24
Coed Darcy
Llandarcy
SA10 6HJ

Attention: Dan Hopkins

CERTIFICATE OF ANALYSIS

Date:	01 September 2015
Customer:	H_ATKINS_LDC
Sample Delivery Group (SDG):	150822-36
Your Reference:	MP68 pipe validations and structures
Location:	CD
Report No:	327686

We received 6 samples on Saturday August 22, 2015 and 6 of these samples were scheduled for analysis which was completed on Tuesday September 01, 2015. Accredited laboratory tests are defined within the report, but opinions, interpretations and on-site data expressed herein are outside the scope of ISO 17025 accreditation.

Should this report require incorporation into client reports, it must be used in its entirety and not simply with the data sections alone.

All chemical testing (unless subcontracted) is performed at ALcontrol Hawarden Laboratories.

Approved By:



Sonia McWhan

Operations Manager

Alcontrol Laboratories is a trading division of ALcontrol UK Limited
Registered Office: Units 7 & 8 Hawarden Business Park, Manor Road, Hawarden, Deeside, CH5 3US. Registered in England and Wales No.

CERTIFICATE OF ANALYSIS

SDG:	150822-36	**Location:**	CD	**Order Number:**	CD1368
Job:	H_ATKINS_LDC-448	**Customer:**	Atkins Global Ltd	**Report Number:**	327686
Client Reference:	MP68 pipe validations and structure	**Attention:**	Dan Hopkins	**Superseded Report:**	

Received Sample Overview

Lab Sample No(s)	Customer Sample Ref.	AGS Ref.	Depth (m)	Sampled Date
11943516	TPE2938_Pipe 1		1.00 - 1.00	20/08/2015
11943504	TPE3376_pipe 1		1.00 - 1.00	19/08/2015
11943509	TPE3376_pipe 2		1.00 - 1.00	20/08/2015
11943513	TPE3376_pipe 3		1.00 - 1.00	20/08/2015
11943520	TPE2938_struc 1		1.70 - 1.70	20/08/2015
11943524	TPE2938_struc 2		1.70 - 1.70	20/08/2015

Only received samples which have had analysis scheduled will be shown on the following pages.

CERTIFICATE OF ANALYSIS

SDG:	150822-36	**Location:**	CD	**Order Number:**	CD1368
Job:	H_ATKINS_LDC-448	**Customer:**	Atkins Global Ltd	**Report Number:**	327686
Client Reference:	MP68 pipe validations and structure	**Attention:**	Dan Hopkins	**Superseded Report:**	

SOLID

Results Legend

X **Test**

N **No Determination Possible**

			Lab Sample No(s)	Customer Sample Reference	AGS Reference	Depth (m)	Container
			11943516	TPE2938_Pipe 1		1.00 - 1.00	250g Amber Jar (AL
			11943504	TPE3376_pipe 1		1.00 - 1.00	60g VOC (ALE215)
			11943509	TPE3376_pipe 2		1.00 - 1.00	250g Amber Jar (AL
			11943513	TPE3376_pipe 3		1.00 - 1.00	60g VOC (ALE215)
			11943520	TPE2938_struc 1		1.70 - 1.70	250g Amber Jar (AL
			11943524	TPE2938_struc 2		1.70 - 1.70	60g VOC (ALE215)
EPH CWG (Aliphatic) GC (S)	All	NDPs: 0 Tests: 6	X	X	X	X	X	X
EPH CWG (Aromatic) GC (S)	All	NDPs: 0 Tests: 6	X	X	X	X	X	X
GRO by GC-FID (S)	All	NDPs: 0 Tests: 6	X	X	X	X	X	X
PAH by GCMS	All	NDPs: 0 Tests: 6	X	X	X	X	X	X
Sample description	All	NDPs: 0 Tests: 6	X	X	X	X	X	X
TPH CWG GC (S)	All	NDPs: 0 Tests: 6	X	X	X	X	X	X

CERTIFICATE OF ANALYSIS

SDG:	150822-36	**Location:**	CD	**Order Number:**	CD1368
Job:	H_ATKINS_LDC-448	**Customer:**	Atkins Global Ltd	**Report Number:**	327686
Client Reference:	MP68 pipe validations and structure	**Attention:**	Dan Hopkins	**Superseded Report:**	

Sample Descriptions

Grain Sizes

very fine	<0.063mm	fine	0.063mm - 0.1mm	medium	0.1mm - 2mm	coarse	2mm - 10mm	very coarse	>10mm

Lab Sample No(s)	Customer Sample Ref.	Depth (m)	Colour	Description	Grain size	Inclusions	Inclusions 2
11943516	TPE2938_Pipe 1	1.00 - 1.00	Grey	Stone/Soil	2 - 10 mm	Stones	N/A
11943504	TPE3376_pipe 1	1.00 - 1.00	Dark Brown	Sandy Loam	0.1 - 2 mm	Stones	Vegetation
11943509	TPE3376_pipe 2	1.00 - 1.00	Dark Brown	Sandy Loam	0.1 - 2 mm	Stones	Vegetation
11943513	TPE3376_pipe 3	1.00 - 1.00	Dark Brown	Sandy Loam	0.1 - 2 mm	Stones	Vegetation
11943520	TPE2938_struc 1	1.70 - 1.70	Dark Brown	Sandy Loam	0.1 - 2 mm	Stones	Oil/Petroleum
11943524	TPE2938_struc 2	1.70 - 1.70	Dark Brown	Loamy Sand	0.1 - 2 mm	Stones	Vegetation

These descriptions are only intended to act as a cross check if sample identities are questioned, and to provide a log of sample matrices with respect to MCERTS validation. They are not intended as full geological descriptions.

We are accredited to MCERTS for sand, clay and loam/topsoil, or any of these materials - whether these are derived from naturally ocurring soil profiles, or from fill/made ground, as long as these materials constitute the major part of the sample.

Other coarse granular materials such as concrete, gravel and brick are not accredited if they comprise the major part of the sample.

CERTIFICATE OF ANALYSIS

SDG:	150822-36	**Location:**	CD	**Order Number:**	CD1368
Job:	H_ATKINS_LDC-448	**Customer:**	Atkins Global Ltd	**Report Number:**	327686
Client Reference:	MP68 pipe validations and structure	**Attention:**	Dan Hopkins	**Superseded Report:**	

Results Legend	
#	ISO17025 accredited.
M	*m*CERTS accredited.
aq	Aqueous / settled sample.
diss.filt	Dissolved / filtered sample.
tot.unfilt	Total / unfiltered sample.
*	Subcontracted test.
**	% recovery of the surrogate standard to check the efficiency of the method. The results of individual compounds within samples aren't corrected for the recovery
(F)	Trigger breach confirmed
1-5&+§@	Sample deviation (see appendix)

Component	LOD/Units	Method	Customer Sample R	TPE2938_Pipe 1	TPE3376_pipe 1	TPE3376_pipe 2	TPE3376_pipe 3	TPE2938_struc 1	TPE2938_struc 2
			Depth (m)	1.00 - 1.00	1.00 - 1.00	1.00 - 1.00	1.00 - 1.00	1.70 - 1.70	1.70 - 1.70
			Sample Type	Soil/Solid	Soil/Solid	Soil/Solid	Soil/Solid	Soil/Solid	Soil/Solid
			Date Sampled	20/08/2015	19/08/2015	20/08/2015	20/08/2015	20/08/2015	20/08/2015
			Sample Time	.	.	.	.	.	.
			Date Received	22/08/2015	22/08/2015	22/08/2015	22/08/2015	22/08/2015	22/08/2015
			SDG Ref	150822-36	150822-36	150822-36	150822-36	150822-36	150822-36
			Lab Sample No.(s)	11943516	11943504	11943509	11943513	11943520	11943524
			AGS Reference						
Moisture Content Ratio (% of as received sample)	%	PM024		6.8	14	14	14	11	12

CERTIFICATE OF ANALYSIS

SDG:	150822-36	**Location:**	CD	**Order Number:**	CD1368
Job:	H_ATKINS_LDC-448	**Customer:**	Atkins Global Ltd	**Report Number:**	327686
Client Reference:	MP68 pipe validations and structure	**Attention:**	Dan Hopkins	**Superseded Report:**	

PAH by GCMS

Results Legend	
#	ISO17025 accredited.
M	*m*CERTS accredited.
aq	Aqueous / settled sample.
diss.filt	Dissolved / filtered sample.
tot.unfilt	Total / unfiltered sample.
*	Subcontracted test.
**	% recovery of the surrogate standard to check the efficiency of the method. The results of individual compounds within samples aren't corrected for the recovery
(F)	Trigger breach confirmed
1-5&+§@	Sample deviation (see appendix)

Component	LOD/Units	Method	Customer Sample R	TPE2938_Pipe 1	TPE3376_pipe 1	TPE3376_pipe 2	TPE3376_pipe 3	TPE2938_struc 1	TPE2938_struc 2
			Depth (m)	1.00 - 1.00	1.00 - 1.00	1.00 - 1.00	1.00 - 1.00	1.70 - 1.70	1.70 - 1.70
			Sample Type	Soil/Solid	Soil/Solid	Soil/Solid	Soil/Solid	Soil/Solid	Soil/Solid
			Date Sampled	20/08/2015	19/08/2015	20/08/2015	20/08/2015	20/08/2015	20/08/2015
			Sample Time	.	.	.	.	.	.
			Date Received	22/08/2015	22/08/2015	22/08/2015	22/08/2015	22/08/2015	22/08/2015
			SDG Ref	150822-36	150822-36	150822-36	150822-36	150822-36	150822-36
			Lab Sample No.(s)	11943516	11943504	11943509	11943513	11943520	11943524
			AGS Reference						
Naphthalene-d8 % recovery**	%	TM218		103	113	102	114	123	110
Acenaphthene-d10 % recovery**	%	TM218		104	113	101	114	121	111
Phenanthrene-d10 % recovery**	%	TM218		105	111	102	111	119	111
Chrysene-d12 % recovery**	%	TM218		102	105	95.5	105	116	110
Perylene-d12 % recovery**	%	TM218		107	111	99.3	110	122	115
Naphthalene	<9 µg/kg	TM218		193 #	30.9 M	10.5 M	16 M	817 M	896 M
Acenaphthylene	<12 µg/kg	TM218		33.1 #	<12 M	<12 M	<12 M	43.9 M	32.9 M
Acenaphthene	<8 µg/kg	TM218		31.8 #	14 M	16.1 M	<8 M	101 M	82.7 M
Fluorene	<10 µg/kg	TM218		56.5 #	14.3 M	19.5 M	<10 M	214 M	199 M
Phenanthrene	<15 µg/kg	TM218		264 #	232 M	353 M	99.1 M	239 M	500 M
Anthracene	<16 µg/kg	TM218		84.1 #	<16 M	58.6 M	<16 M	121 M	161 M
Fluoranthene	<17 µg/kg	TM218		417 #	393 M	667 M	170 M	268 M	721 M
Pyrene	<15 µg/kg	TM218		358 #	320 M	466 M	143 M	256 M	647 M
Benz(a)anthracene	<14 µg/kg	TM218		208 #	196 M	260 M	115 M	149 M	517 M
Chrysene	<10 µg/kg	TM218		283 #	253 M	369 M	113 M	147 M	491 M
Benzo(b)fluoranthene	<15 µg/kg	TM218		366 #	389 M	420 M	179 M	291 M	645 M
Benzo(k)fluoranthene	<14 µg/kg	TM218		85.4 #	109 M	164 M	38.9 M	66.2 M	224 M
Benzo(a)pyrene	<15 µg/kg	TM218		166 #	213 M	291 M	103 M	145 M	454 M
Indeno(1,2,3-cd)pyrene	<18 µg/kg	TM218		119 #	136 M	176 M	74.7 M	82.6 M	259 M
Dibenzo(a,h)anthracene	<23 µg/kg	TM218		50.1 #	52 M	66.2 M	<23 M	29.7 M	107 M
Benzo(g,h,i)perylene	<24 µg/kg	TM218		138 #	153 M	208 M	88.9 M	112 M	324 M
PAH, Total Detected USEPA 16	<118 µg/kg	TM218		2850	2510	3540	1140	3080	6260

CERTIFICATE OF ANALYSIS

SDG:	150822-36	**Location:**	CD	**Order Number:**	CD1368
Job:	H_ATKINS_LDC-448	**Customer:**	Atkins Global Ltd	**Report Number:**	327686
Client Reference:	MP68 pipe validations and structure	**Attention:**	Dan Hopkins	**Superseded Report:**	

TPH CWG (S)

Results Legend

#	ISO17025 accredited.
M	*m*CERTS accredited.
aq	Aqueous / settled sample.
diss.filt	Dissolved / filtered sample.
tot.unfilt	Total / unfiltered sample.
*	Subcontracted test.
**	% recovery of the surrogate standard to check the efficiency of the method. The results of individual compounds within samples aren't corrected for the recovery
(F)	Trigger breach confirmed
1-5&+§@	Sample deviation (see appendix)

Component	LOD/Units	Method	Customer Sample R	TPE2938_Pipe 1	TPE3376_pipe 1	TPE3376_pipe 2	TPE3376_pipe 3	TPE2938_struc 1	TPE2938_struc 2
			Depth (m)	1.00 - 1.00	1.00 - 1.00	1.00 - 1.00	1.00 - 1.00	1.70 - 1.70	1.70 - 1.70
			Sample Type	Soil/Solid	Soil/Solid	Soil/Solid	Soil/Solid	Soil/Solid	Soil/Solid
			Date Sampled	20/08/2015	19/08/2015	20/08/2015	20/08/2015	20/08/2015	20/08/2015
			Sample Time	.	.	.	.	.	.
			Date Received	22/08/2015	22/08/2015	22/08/2015	22/08/2015	22/08/2015	22/08/2015
			SDG Ref	150822-36	150822-36	150822-36	150822-36	150822-36	150822-36
			Lab Sample No.(s)	11943516	11943504	11943509	11943513	11943520	11943524
			AGS Reference						
GRO Surrogate % recovery**	%	TM089		28	80	83	78	65	32
GRO TOT (Moisture Corrected)	<44 µg/kg	TM089		21100 #	<176 M	<176 M	<176 M	10800 M	12400 M
Methyl tertiary butyl ether (MTBE)	<5 µg/kg	TM089		<20 #	<20 M	<20 M	<20 M	<20 M	<20 M
Benzene	<10 µg/kg	TM089		<40 #	<40 M	<40 M	<40 M	<40 M	<40 M
Toluene	<2 µg/kg	TM089		<8 #	<8 M	<8 M	<8 M	<8 M	<8 M
Ethylbenzene	<3 µg/kg	TM089		84.8 #	<12 M	<12 M	<12 M	98.6 M	<12 M
m,p-Xylene	<6 µg/kg	TM089		<24 #	<24 M	<24 M	<24 M	<24 M	<24 M
o-Xylene	<3 µg/kg	TM089		<12 #	<12 M	<12 M	<12 M	<12 M	<12 M
sum of detected mpo xylene by GC	<9 µg/kg	TM089		<9	<9	<9	<9	<9	<9
sum of detected BTEX by GC	<24 µg/kg	TM089		84.8	<24	<24	<24	98.6	<24
Aliphatics >C5-C6	<10 µg/kg	TM089		<40	<40	<40	<40	<40	<40
Aliphatics >C6-C8	<10 µg/kg	TM089		181	<40	<40	<40	393	323
Aliphatics >C8-C10	<10 µg/kg	TM089		3650	<40	<40	<40	1620	1980
Aliphatics >C10-C12	<10 µg/kg	TM089		8820	<40	<40	<40	4550	5260
Aliphatics >C12-C16	<100 µg/kg	TM173		633	<100	<100	167	<100	10400
Aliphatics >C16-C21	<100 µg/kg	TM173		5180	<100	<100	<100	1000	52400
Aliphatics >C21-C35	<100 µg/kg	TM173		24600	2460	<100	1920	413	45500
Aliphatics >C35-C44	<100 µg/kg	TM173		8270	<100	<100	<100	<100	2990
Total Aliphatics >C12-C44	<100 µg/kg	TM173		38600	2460	<100	2080	1410	111000
Aromatics >EC5-EC7	<10 µg/kg	TM089		<40	<40	<40	<40	<40	<40
Aromatics >EC7-EC8	<10 µg/kg	TM089		<40	<40	<40	<40	<40	<40
Aromatics >EC8-EC10	<10 µg/kg	TM089		2520	<40	<40	<40	1180	1320
Aromatics >EC10-EC12	<10 µg/kg	TM089		5880	<40	<40	<40	3030	3510
Aromatics >EC12-EC16	<100 µg/kg	TM173		1830	<100	<100	<100	4160	15400
Aromatics >EC16-EC21	<100 µg/kg	TM173		3870	1750	1200	<100	688	14900
Aromatics >EC21-EC35	<100 µg/kg	TM173		41100	11400	6100	5180	2130	30100
Aromatics >EC35-EC44	<100 µg/kg	TM173		18700	6660	1780	921	<100	10700
Aromatics >EC40-EC44	<100 µg/kg	TM173		7030	2870	<100	<100	<100	4260
Total Aromatics >EC12-EC44	<100 µg/kg	TM173		65500	19800	9080	6100	6970	71000
Total Aliphatics & Aromatics >C5-C44	<100 µg/kg	TM173		125000	22400	9080	8200	19200	195000

CERTIFICATE OF ANALYSIS

SDG:	150822-36	**Location:**	CD	**Order Number:**	CD1368
Job:	H_ATKINS_LDC-448	**Customer:**	Atkins Global Ltd	**Report Number:**	327686
Client Reference:	MP68 pipe validations and structure	**Attention:**	Dan Hopkins	**Superseded Report:**	

Table of Results - Appendix

Method No	Reference	Description	Wet/Dry Sample [1]	Surrogate Corrected
PM024	Modified BS 1377	Soil preparation including homogenisation, moisture screens of soils for Asbestos Containing Material		
TM089	Modified: US EPA Methods 8020 & 602	Determination of Gasoline Range Hydrocarbons (GRO) and BTEX (MTBE) compounds by Headspace GC-FID (C4-C12)		
TM173	Analysis of Petroleum Hydrocarbons in Environmental Media – Total Petroleum Hydrocarbon Criteria	Determination of Speciated Extractable Petroleum Hydrocarbons in Soils by GC-FID		
TM218	Microwave extraction – EPA method 3546	Microwave extraction - EPA method 3546		

[1] Applies to Solid samples only. DRY indicates samples have been dried at 35°C. NA = not applicable.

CERTIFICATE OF ANALYSIS

SDG:	150822-36	**Location:**	CD	**Order Number:**	CD1368
Job:	H_ATKINS_LDC-448	**Customer:**	Atkins Global Ltd	**Report Number:**	327686
Client Reference:	MP68 pipe validations and structure	**Attention:**	Dan Hopkins	**Superseded Report:**	

Test Completion Dates

Lab Sample No(s)	11943516	11943504	11943509	11943513	11943520	11943524
Customer Sample Ref.	TPE2938_Pipe 1	TPE3376_pipe 1	TPE3376_pipe 2	TPE3376_pipe 3	TPE2938_struc 1	TPE2938_struc 2
AGS Ref.						
Depth	1.00 - 1.00	1.00 - 1.00	1.00 - 1.00	1.00 - 1.00	1.70 - 1.70	1.70 - 1.70
Type	SOLID	SOLID	SOLID	SOLID	SOLID	SOLID
EPH CWG (Aliphatic) GC (S)	01-Sep-2015	28-Aug-2015	28-Aug-2015	01-Sep-2015	28-Aug-2015	01-Sep-2015
EPH CWG (Aromatic) GC (S)	01-Sep-2015	28-Aug-2015	28-Aug-2015	01-Sep-2015	28-Aug-2015	01-Sep-2015
GRO by GC-FID (S)	28-Aug-2015	28-Aug-2015	28-Aug-2015	28-Aug-2015	28-Aug-2015	28-Aug-2015
PAH by GCMS	01-Sep-2015	01-Sep-2015	30-Aug-2015	01-Sep-2015	01-Sep-2015	30-Aug-2015
Sample description	26-Aug-2015	26-Aug-2015	26-Aug-2015	26-Aug-2015	26-Aug-2015	26-Aug-2015
TPH CWG GC (S)	01-Sep-2015	28-Aug-2015	28-Aug-2015	01-Sep-2015	28-Aug-2015	01-Sep-2015

SDG:	150822-36	**Location:**	CD	**Order Number:**	CD1368
Job:	H_ATKINS_LDC-448	**Customer:**	Atkins Global Ltd	**Report Number:**	327686
Client Reference:	MP68 pipe validations and structure	**Attention:**	Dan Hopkins	**Superseded Report:**	

Appendix

General

1. Results are expressed on a dry weight basis (dried at 35ºC) for all soil analyses except for the following: NRA and CEN Leach tests, flash point LOI, pH, ammonium as NH4 by the BRE method, VOC TICS and SVOC TICS.

2. Samples will be run in duplicate upon request, but an additional charge may be incurred.

3. If sufficient sample is received a sub sample will be retained free of charge for 30 days after analysis is completed (e-mailed) for all sample types unless the sample is destroyed on testing. The prepared soil sub sample that is analysed for asbestos will be retained for a period of 6 months after the analysis date. All bulk samples will be retained for a period of 6 months after the analysis date. All samples received and not scheduled will be disposed of one month after the date of receipt unless we are instructed to the contrary. Once the initial period has expired, a storage charge will be applied for each month or part thereof until the client cancels the request for sample storage. ALcontrol Laboratories reserve the right to charge for samples received and stored but not analysed.

4. With respect to turnaround, we will always endeavour to meet client requirements wherever possible, but turnaround times cannot be absolutely guaranteed due to so many variables beyond our control.

5. We take responsibility for any test performed by sub-contractors (marked with an asterisk). We endeavour to use UKAS/MCERTS Accredited Laboratories, who either complete a quality questionnaire or are audited by ourselves. For some determinands there are no UKAS/MCERTS Accredited Laboratories, in this instance a laboratory with a known track record will be utilised.

6. When requested, the individual sub sample scheduled will be analysed in house for the presence of asbestos fibres and asbestos containing material by our documented in house method TM048 based on HSG 248 (2005), which is accredited to ISO17025. If a specific asbestos fibre type is not found this will be reported as “Not detected”. If no asbestos fibre types are found all will be reported as “Not detected” and the sub sample analysed deemed to be clear of asbestos. If an asbestos fibre type is found it will be reported as detected (for each fibre type found). Testing can be carried out on asbestos positive samples, but, due to Health and Safety considerations, may be replaced by alternative tests or reported as No Determination Possible. The quantity of asbestos present is not determined unless specifically requested.

7. If no separate volatile sample is supplied by the client, or if a headspace or sediment is present in the volatile sample, the integrity of the data may be compromised. This will be flagged up as an invalid VOC on the test schedule and the result marked as deviating on the test certificate.

8. If appropriate preserved bottles are not received preservation will take place on receipt. However, the integrity of the data may be compromised.

9. NDP -No determination possible due to insufficient/unsuitable sample.

10. Metals in water are performed on a filtered sample, and therefore represent dissolved metals -total metals must be requested separately.

11. Results relate only to the items tested.

12. LODs for wet tests reported on a dry weight basis are not corrected for moisture content.

13. **Surrogate recoveries** - Surrogates are added to your sample to monitor recovery of the test requested. A % recovery is reported, results are not corrected for the recovery measured. Typical recoveries for organics tests are 70-130%, they are generally wider for volatiles analysis, 50-150%. Recoveries in soils are affected by organic rich or clay rich matrices. Waters can be affected by remediation fluids or high amounts of sediment. Test results are only ever reported if all of the associated quality checks pass; it is assumed that all recoveries outside of the values above are due to matrix affect.

14. **Product analyses** -Organic analyses on products can only be semi-quantitative due to the matrix effects and high dilution factors employed.

15. Phenols monohydric by HPLC include phenol, cresols (2-Methylphenol, 3-Methylphenol and 4-Methylphenol) and Xylenols (2,3 Dimethylphenol, 2,4 Dimethylphenol, 2,5 Dimethylphenol, 2,6 Dimethylphenol, 3,4 Dimethyphenol, 3,5 Dimethylphenol).

16. Total of 5 speciated phenols by HPLC includes Phenol, 2,3,5-Trimethyl Phenol, 2-Isopropylphenol, Cresols and Xylenols (as detailed in 15).

17. Stones/debris are not routinely removed. We always endeavour to take a representative sub sample from the received sample.

18. In certain circumstances the method detection limit may be elevated due to the sample being outside the calibration range. Other factors that may contribute to this include possible interferences. In both cases the sample would be diluted which would cause the method detection limit to be raised.

19. Mercury results quoted on soils will not include volatile mercury as the analysis is performed on a dried and crushed sample.

20. For the BSEN 12457-3 two batch process to allow the cumulative release to be calculated, the volume of the leachate produced is measured and filtered for all tests. We therefore cannot carry out any unfiltered analysis. The tests affected include volatiles GCFID/GCMS and all subcontracted analysis.

21. For all leachate preparations (NRA, DIN, TCLP, BSEN 12457-1, 2, 3) volatile loss may occur, as we do not employ zero headspace extraction.

22. We are accredited to MCERTS for sand, clay and loam/topsoil, or any of these materials - whether these are derived from naturally occurring soil profiles, or from fill/made ground, as long as these materials constitute the major part of the sample. Other coarse granular material such as concrete, gravel and brick are not accredited if they comprise the major part of the sample.

23. Analysis and identification of specific compounds using GCFID is by retention time only, and we routinely calibrate and quantify for benzene, toluene, ethylbenzenes and xylenes (BTEX). For total volatiles in the C5-C12 range, the total area of the chromatogram is integrated and expressed as ug/kg or ug/l. Although this analysis is commonly used for the quantification of gasoline range organics (GRO), the system will also detect other compounds such as chlorinated solvents, and this may lead to a falsely high result with respect to hydrocarbons only. It is not possible to specifically identify these non-hydrocarbons, as standards are not routinely run for any other compounds, and for more definitive identification, volatiles by GCMS should be utilised.

Sample Deviations

1	Container with Headspace provided for volatiles analysis
2	Incorrect container received
3	Deviation from method
4	Holding time exceeded before sample received
5	Samples exceeded holding time before presevation was performed
§	Sampled on date not provided
♦	Sample holding time exceeded in laboratory
@	Sample holding time exceeded due to sampled on date
&	Sample Holding Time exceeded - Late arrival of instructions.

Asbestos

Identification of Asbestos in Bulk Materials & Soils

The results for identification of asbestos in bulk materials are obtained from supplied bulk materials which have been examined to determine the presence of asbestos fibres using Alcontrol Laboratories (Hawarden) in-house method of transmitted/polarised light microscopy and central stop dispersion staining, based on HSG 248 (2005).

The results for identification of asbestos in soils are obtained from a homogenised sub sample which has been examined to determine the presence of asbestos fibres using Alcontrol Laboratories (Hawarden) in-house method of transmitted/polarised light microscopy and central stop dispersion staining, based on HSG 248 (2005).

Asbestos Type	Common Name
Chrysotile	White Asbestos
Amosite	Brown Asbestos
Crocidolite	Blue Asbestos
Fibrous Actinolite	-
Fibrous Anthophyllite	-
Fibrous Tremolite	-

Visual Estimation Of Fibre Content

Estimation of fibre content is not permitted as part of our UKAS accredited test other than: - Trace - Where only one or two asbestos fibres were identified.

Further guidance on typical asbestos fibre content of manufactured products can be found in HSG 264.

The identification of asbestos containing materials and soils falls within our schedule of tests for which we hold UKAS accreditation, however opinions, interpretations and all other information contained in the report are outside the scope of UKAS accreditation.

ALcontrol Laboratories

Unit 7-8 Hawarden Business Park
Manor Road (off Manor Lane)
Hawarden
Deeside
CH5 3US
Tel: (01244) 528700
Fax: (01244) 528701
email: mkt@alcontrol.com
Website: www.alcontrol.com

Atkins Global Ltd
Project Jonah site office
Llan Coed House
Suite 24
Coed Darcy
Llandarcy
SA10 6HJ

Attention: Dan Hopkins

CERTIFICATE OF ANALYSIS

Date:	13 August 2015
Customer:	H_ATKINS_LDC
Sample Delivery Group (SDG):	150804-33
Your Reference:	MP68 Pipe Validation samples
Location:	CD
Report No:	325387

We received 3 samples on Tuesday August 04, 2015 and 3 of these samples were scheduled for analysis which was completed on Thursday August 13, 2015. Accredited laboratory tests are defined within the report, but opinions, interpretations and on-site data expressed herein are outside the scope of ISO 17025 accreditation.

Should this report require incorporation into client reports, it must be used in its entirety and not simply with the data sections alone.

All chemical testing (unless subcontracted) is performed at ALcontrol Hawarden Laboratories.

Approved By:



Sonia McWhan

Operations Manager

Alcontrol Laboratories is a trading division of ALcontrol UK Limited
Registered Office: Units 7 & 8 Hawarden Business Park, Manor Road, Hawarden, Deeside, CH5 3US. Registered in England and Wales No.

CERTIFICATE OF ANALYSIS

SDG:	150804-33	**Location:**	CD	**Order Number:**	CD1326
Job:	H_ATKINS_LDC-423	**Customer:**	Atkins Global Ltd	**Report Number:**	325387
Client Reference:	MP68 Pipe Validation samples	**Attention:**	Dan Hopkins	**Superseded Report:**	

Received Sample Overview

Lab Sample No(s)	Customer Sample Ref.	AGS Ref.	Depth (m)	Sampled Date
11832552	TPE3240_Pipe 1		2.10 - 2.10	31/07/2015
11832564	TPE3377_Pipe 1		1.80 - 1.80	31/07/2015
11832558	TPE3395_Pipe 1		1.90 - 1.90	31/07/2015

Only received samples which have had analysis scheduled will be shown on the following pages.

CERTIFICATE OF ANALYSIS

SDG:	150804-33	**Location:**	CD	**Order Number:**	CD1326
Job:	H_ATKINS_LDC-423	**Customer:**	Atkins Global Ltd	**Report Number:**	325387
Client Reference:	MP68 Pipe Validation samples	**Attention:**	Dan Hopkins	**Superseded Report:**	

SOLID

Results Legend

X **Test**

N **No Determination Possible**

			Lab Sample No(s)	11832552		11832564		11832558	
			Customer Sample Reference	TPE3240_Pipe 1		TPE3377_Pipe 1		TPE3395_Pipe 1	
			AGS Reference						
			Depth (m)	2.10 - 2.10		1.80 - 1.80		1.90 - 1.90	
			Container	250g Amber Jar (AL	60g VOC (ALE215)	250g Amber Jar (AL	60g VOC (ALE215)	250g Amber Jar (AL	60g VOC (ALE215)
EPH CWG (Aliphatic) GC (S)	All	NDPs: 0 Tests: 3		X		X		X	
EPH CWG (Aromatic) GC (S)	All	NDPs: 0 Tests: 3		X		X		X	
GRO by GC-FID (S)	All	NDPs: 0 Tests: 3			X		X		X
PAH by GCMS	All	NDPs: 0 Tests: 3		X		X		X	
Sample description	All	NDPs: 0 Tests: 3		X		X		X	
TPH CWG GC (S)	All	NDPs: 0 Tests: 3		X		X		X	

CERTIFICATE OF ANALYSIS

SDG:	150804-33	**Location:**	CD	**Order Number:**	CD1326
Job:	H_ATKINS_LDC-423	**Customer:**	Atkins Global Ltd	**Report Number:**	325387
Client Reference:	MP68 Pipe Validation samples	**Attention:**	Dan Hopkins	**Superseded Report:**	

Sample Descriptions

Grain Sizes

very fine	<0.063mm	fine	0.063mm - 0.1mm	medium	0.1mm - 2mm	coarse	2mm - 10mm	very coarse	>10mm

Lab Sample No(s)	Customer Sample Ref.	Depth (m)	Colour	Description	Grain size	Inclusions	Inclusions 2
11832552	TPE3240_Pipe 1	2.10 - 2.10	Grey	Silty Clay Loam	0.063 - 0.1 mm	Stones	N/A
11832564	TPE3377_Pipe 1	1.80 - 1.80	Dark Brown	Sandy Clay Loam	0.1 - 2 mm	Stones	None
11832558	TPE3395_Pipe 1	1.90 - 1.90	Beige	Sand	0.1 - 2 mm	Stones	N/A

These descriptions are only intended to act as a cross check if sample identities are questioned, and to provide a log of sample matrices with respect to MCERTS validation. They are not intended as full geological descriptions.

We are accredited to MCERTS for sand, clay and loam/topsoil, or any of these materials - whether these are derived from naturally ocurring soil profiles, or from fill/made ground, as long as these materials constitute the major part of the sample.

Other coarse granular materials such as concrete, gravel and brick are not accredited if they comprise the major part of the sample.

CERTIFICATE OF ANALYSIS

SDG:	150804-33	**Location:**	CD	**Order Number:**	CD1326
Job:	H_ATKINS_LDC-423	**Customer:**	Atkins Global Ltd	**Report Number:**	325387
Client Reference:	MP68 Pipe Validation samples	**Attention:**	Dan Hopkins	**Superseded Report:**	

Results Legend	
#	ISO17025 accredited.
M	*m*CERTS accredited.
aq	Aqueous / settled sample.
diss.filt	Dissolved / filtered sample.
tot.unfilt	Total / unfiltered sample.
*	Subcontracted test.
**	% recovery of the surrogate standard to check the efficiency of the method. The results of individual compounds within samples aren't corrected for the recovery
(F)	Trigger breach confirmed
1-5&+§@	Sample deviation (see appendix)

Component	LOD/Units	Method	Customer Sample R	TPE3240_Pipe 1	TPE3377_Pipe 1	TPE3395_Pipe 1			
			Depth (m)	2.10 - 2.10	1.80 - 1.80	1.90 - 1.90			
			Sample Type	Soil/Solid	Soil/Solid	Soil/Solid			
			Date Sampled	31/07/2015	31/07/2015	31/07/2015			
			Sample Time	.	.	.			
			Date Received	04/08/2015	04/08/2015	04/08/2015			
			SDG Ref	150804-33	150804-33	150804-33			
			Lab Sample No.(s)	11832552	11832564	11832558			
			AGS Reference						
Moisture Content Ratio (% of as received sample)	%	PM024		18	12	6.1			

CERTIFICATE OF ANALYSIS

SDG:	150804-33	**Location:**	CD	**Order Number:**	CD1326
Job:	H_ATKINS_LDC-423	**Customer:**	Atkins Global Ltd	**Report Number:**	325387
Client Reference:	MP68 Pipe Validation samples	**Attention:**	Dan Hopkins	**Superseded Report:**	

PAH by GCMS

Results Legend	
#	ISO17025 accredited.
M	*m*CERTS accredited.
aq	Aqueous / settled sample.
diss.filt	Dissolved / filtered sample.
tot.unfilt	Total / unfiltered sample.
*	Subcontracted test.
**	% recovery of the surrogate standard to check the efficiency of the method. The results of individual compounds within samples aren't corrected for the recovery
(F)	Trigger breach confirmed
1-5&+§@	Sample deviation (see appendix)

Component	LOD/Units	Method	Customer Sample R	TPE3240_Pipe 1	TPE3377_Pipe 1	TPE3395_Pipe 1			
			Depth (m)	2.10 - 2.10	1.80 - 1.80	1.90 - 1.90			
			Sample Type	Soil/Solid	Soil/Solid	Soil/Solid			
			Date Sampled	31/07/2015	31/07/2015	31/07/2015			
			Sample Time	.	.	.			
			Date Received	04/08/2015	04/08/2015	04/08/2015			
			SDG Ref	150804-33	150804-33	150804-33			
			Lab Sample No.(s)	11832552	11832564	11832558			
			AGS Reference						
Naphthalene-d8 % recovery**	%	TM218		103	98.5	99.8			
Acenaphthene-d10 % recovery**	%	TM218		98.3	103	102			
Phenanthrene-d10 % recovery**	%	TM218		95.3	103	110			
Chrysene-d12 % recovery**	%	TM218		106	112	127			
Perylene-d12 % recovery**	%	TM218		119	120	140			
Naphthalene	<9 µg/kg	TM218		777 M	<90 M	754 M			
Acenaphthylene	<12 µg/kg	TM218		<12 M	<120 M	<12 M			
Acenaphthene	<8 µg/kg	TM218		556 M	<80 M	6840 M			
Fluorene	<10 µg/kg	TM218		659 M	<100 M	4300 M			
Phenanthrene	<15 µg/kg	TM218		639 M	543 M	11200 M			
Anthracene	<16 µg/kg	TM218		241 M	446 M	2860 M			
Fluoranthene	<17 µg/kg	TM218		73.1 M	1830 M	4320 M			
Pyrene	<15 µg/kg	TM218		114 M	2340 M	3280 M			
Benz(a)anthracene	<14 µg/kg	TM218		<14 M	1260 M	973 M			
Chrysene	<10 µg/kg	TM218		41.9 M	1270 M	1230 M			
Benzo(b)fluoranthene	<15 µg/kg	TM218		24.2 M	1670 M	1150 M			
Benzo(k)fluoranthene	<14 µg/kg	TM218		<14 M	643 M	437 M			
Benzo(a)pyrene	<15 µg/kg	TM218		<15 M	1280 M	808 M			
Indeno(1,2,3-cd)pyrene	<18 µg/kg	TM218		<18 M	656 M	360 M			
Dibenzo(a,h)anthracene	<23 µg/kg	TM218		<23 M	<230 M	169 M			
Benzo(g,h,i)perylene	<24 µg/kg	TM218		<24 M	868 M	399 M			
PAH, Total Detected USEPA 16	<118 µg/kg	TM218		3130	12800	39100			

CERTIFICATE OF ANALYSIS

SDG:	150804-33	**Location:**	CD	**Order Number:**	CD1326
Job:	H_ATKINS_LDC-423	**Customer:**	Atkins Global Ltd	**Report Number:**	325387
Client Reference:	MP68 Pipe Validation samples	**Attention:**	Dan Hopkins	**Superseded Report:**	

TPH CWG (S)

Results Legend	
#	ISO17025 accredited.
M	*m*CERTS accredited.
aq	Aqueous / settled sample.
diss.filt	Dissolved / filtered sample.
tot.unfilt	Total / unfiltered sample.
*	Subcontracted test.
**	% recovery of the surrogate standard to check the efficiency of the method. The results of individual compounds within samples aren't corrected for the recovery
(F)	Trigger breach confirmed
1-5&+§@	Sample deviation (see appendix)

Component	LOD/Units	Method	Customer Sample R	TPE3240_Pipe 1	TPE3377_Pipe 1	TPE3395_Pipe 1			
			Depth (m)	2.10 - 2.10	1.80 - 1.80	1.90 - 1.90			
			Sample Type	Soil/Solid	Soil/Solid	Soil/Solid			
			Date Sampled	31/07/2015	31/07/2015	31/07/2015			
			Sample Time	.	.	.			
			Date Received	04/08/2015	04/08/2015	04/08/2015			
			SDG Ref	150804-33	150804-33	150804-33			
			Lab Sample No.(s)	11832552	11832564	11832558			
			AGS Reference						
GRO Surrogate % recovery**	%	TM089		125	45	76			
GRO TOT (Moisture Corrected)	<44 µg/kg	TM089		1160000 M	5240 M	111000 M			
Methyl tertiary butyl ether (MTBE)	<5 µg/kg	TM089		<100 M	<20 M	<20 M			
Benzene	<10 µg/kg	TM089		606 M	<40 M	<40 M			
Toluene	<2 µg/kg	TM089		<40 M	<8 M	<8 M			
Ethylbenzene	<3 µg/kg	TM089		<60 M	<12 M	<12 M			
m,p-Xylene	<6 µg/kg	TM089		<120 M	<24 M	<24 M			
o-Xylene	<3 µg/kg	TM089		<60 M	<12 M	<12 M			
sum of detected mpo xylene by GC	<9 µg/kg	TM089		<9	<9	<9			
sum of detected BTEX by GC	<24 µg/kg	TM089		606	<24	<24			
Aliphatics >C5-C6	<10 µg/kg	TM089		14900	45.6	<40			
Aliphatics >C6-C8	<10 µg/kg	TM089		276000	827	2380			
Aliphatics >C8-C10	<10 µg/kg	TM089		264000	555	36400			
Aliphatics >C10-C12	<10 µg/kg	TM089		259000	2060	29000			
Aliphatics >C12-C16	<100 µg/kg	TM173		794000	241000	173000			
Aliphatics >C16-C21	<100 µg/kg	TM173		301000	365000	761000			
Aliphatics >C21-C35	<100 µg/kg	TM173		81400	1060000	3140000			
Aliphatics >C35-C44	<100 µg/kg	TM173		6490	446000	1200000			
Total Aliphatics >C12-C44	<100 µg/kg	TM173		1180000	2110000	5270000			
Aromatics >EC5-EC7	<10 µg/kg	TM089		606	<40	<40			
Aromatics >EC7-EC8	<10 µg/kg	TM089		<200	<40	<40			
Aromatics >EC8-EC10	<10 µg/kg	TM089		176000	369	24300			
Aromatics >EC10-EC12	<10 µg/kg	TM089		173000	1380	19300			
Aromatics >EC12-EC16	<100 µg/kg	TM173		319000	30000	117000			
Aromatics >EC16-EC21	<100 µg/kg	TM173		196000	205000	429000			
Aromatics >EC21-EC35	<100 µg/kg	TM173		141000	1420000	1040000			
Aromatics >EC35-EC44	<100 µg/kg	TM173		32900	842000	538000			
Aromatics >EC40-EC44	<100 µg/kg	TM173		13200	336000	223000			
Total Aromatics >EC12-EC44	<100 µg/kg	TM173		688000	2500000	2120000			
Total Aliphatics & Aromatics >C5-C44	<100 µg/kg	TM173		3030000	4620000	7510000			

CERTIFICATE OF ANALYSIS

SDG:	150804-33	**Location:**	CD	**Order Number:**	CD1326
Job:	H_ATKINS_LDC-423	**Customer:**	Atkins Global Ltd	**Report Number:**	325387
Client Reference:	MP68 Pipe Validation samples	**Attention:**	Dan Hopkins	**Superseded Report:**	

Table of Results - Appendix

Method No	Reference	Description	Wet/Dry Sample [1]	Surrogate Corrected
PM024	Modified BS 1377	Soil preparation including homogenisation, moisture screens of soils for Asbestos Containing Material		
TM089	Modified: US EPA Methods 8020 & 602	Determination of Gasoline Range Hydrocarbons (GRO) and BTEX (MTBE) compounds by Headspace GC-FID (C4-C12)		
TM173	Analysis of Petroleum Hydrocarbons in Environmental Media – Total Petroleum Hydrocarbon Criteria	Determination of Speciated Extractable Petroleum Hydrocarbons in Soils by GC-FID		
TM218	Microwave extraction – EPA method 3546	Microwave extraction - EPA method 3546		

[1] Applies to Solid samples only. DRY indicates samples have been dried at 35°C. NA = not applicable.

CERTIFICATE OF ANALYSIS

SDG:	150804-33	**Location:**	CD	**Order Number:**	CD1326
Job:	H_ATKINS_LDC-423	**Customer:**	Atkins Global Ltd	**Report Number:**	325387
Client Reference:	MP68 Pipe Validation samples	**Attention:**	Dan Hopkins	**Superseded Report:**	

Test Completion Dates

Lab Sample No(s)	11832552	11832564	11832558
Customer Sample Ref.	TPE3240_Pipe 1	TPE3377_Pipe 1	TPE3395_Pipe 1
AGS Ref.			
Depth	2.10 - 2.10	1.80 - 1.80	1.90 - 1.90
Type	SOLID	SOLID	SOLID
EPH CWG (Aliphatic) GC (S)	11-Aug-2015	12-Aug-2015	11-Aug-2015
EPH CWG (Aromatic) GC (S)	11-Aug-2015	12-Aug-2015	11-Aug-2015
GRO by GC-FID (S)	13-Aug-2015	13-Aug-2015	13-Aug-2015
PAH by GCMS	11-Aug-2015	13-Aug-2015	13-Aug-2015
Sample description	07-Aug-2015	07-Aug-2015	07-Aug-2015
TPH CWG GC (S)	13-Aug-2015	13-Aug-2015	13-Aug-2015

SDG:	150804-33	**Location:**	CD	**Order Number:**	CD1326
Job:	H_ATKINS_LDC-423	**Customer:**	Atkins Global Ltd	**Report Number:**	325387
Client Reference:	MP68 Pipe Validation samples	**Attention:**	Dan Hopkins	**Superseded Report:**	

Appendix

General

1. Results are expressed on a dry weight basis (dried at 35ºC) for all soil analyses except for the following: NRA and CEN Leach tests, flash point LOI, pH, ammonium as NH4 by the BRE method, VOC TICS and SVOC TICS.

2. Samples will be run in duplicate upon request, but an additional charge may be incurred.

3. If sufficient sample is received a sub sample will be retained free of charge for 30 days after analysis is completed (e-mailed) for all sample types unless the sample is destroyed on testing. The prepared soil sub sample that is analysed for asbestos will be retained for a period of 6 months after the analysis date. All bulk samples will be retained for a period of 6 months after the analysis date. All samples received and not scheduled will be disposed of one month after the date of receipt unless we are instructed to the contrary. Once the initial period has expired, a storage charge will be applied for each month or part thereof until the client cancels the request for sample storage. ALcontrol Laboratories reserve the right to charge for samples received and stored but not analysed.

4. With respect to turnaround, we will always endeavour to meet client requirements wherever possible, but turnaround times cannot be absolutely guaranteed due to so many variables beyond our control.

5. We take responsibility for any test performed by sub-contractors (marked with an asterisk). We endeavour to use UKAS/MCERTS Accredited Laboratories, who either complete a quality questionnaire or are audited by ourselves. For some determinands there are no UKAS/MCERTS Accredited Laboratories, in this instance a laboratory with a known track record will be utilised.

6. When requested, the individual sub sample scheduled will be analysed in house for the presence of asbestos fibres and asbestos containing material by our documented in house method TM048 based on HSG 248 (2005), which is accredited to ISO17025. If a specific asbestos fibre type is not found this will be reported as “Not detected”. If no asbestos fibre types are found all will be reported as “Not detected” and the sub sample analysed deemed to be clear of asbestos. If an asbestos fibre type is found it will be reported as detected (for each fibre type found). Testing can be carried out on asbestos positive samples, but, due to Health and Safety considerations, may be replaced by alternative tests or reported as No Determination Possible. The quantity of asbestos present is not determined unless specifically requested.

7. If no separate volatile sample is supplied by the client, or if a headspace or sediment is present in the volatile sample, the integrity of the data may be compromised. This will be flagged up as an invalid VOC on the test schedule and the result marked as deviating on the test certificate.

8. If appropriate preserved bottles are not received preservation will take place on receipt. However, the integrity of the data may be compromised.

9. NDP -No determination possible due to insufficient/unsuitable sample.

10. Metals in water are performed on a filtered sample, and therefore represent dissolved metals -total metals must be requested separately.

11. Results relate only to the items tested.

12. LODs for wet tests reported on a dry weight basis are not corrected for moisture content.

13. **Surrogate recoveries** - Surrogates are added to your sample to monitor recovery of the test requested. A % recovery is reported, results are not corrected for the recovery measured. Typical recoveries for organics tests are 70-130%, they are generally wider for volatiles analysis, 50-150%. Recoveries in soils are affected by organic rich or clay rich matrices. Waters can be affected by remediation fluids or high amounts of sediment. Test results are only ever reported if all of the associated quality checks pass; it is assumed that all recoveries outside of the values above are due to matrix affect.

14. **Product analyses** -Organic analyses on products can only be semi-quantitative due to the matrix effects and high dilution factors employed.

15. Phenols monohydric by HPLC include phenol, cresols (2-Methylphenol, 3-Methylphenol and 4-Methylphenol) and Xylenols (2,3 Dimethylphenol, 2,4 Dimethylphenol, 2,5 Dimethylphenol, 2,6 Dimethylphenol, 3,4 Dimethyphenol, 3,5 Dimethylphenol).

16. Total of 5 speciated phenols by HPLC includes Phenol, 2,3,5-Trimethyl Phenol, 2-Isopropylphenol, Cresols and Xylenols (as detailed in 15).

17. Stones/debris are not routinely removed. We always endeavour to take a representative sub sample from the received sample.

18. In certain circumstances the method detection limit may be elevated due to the sample being outside the calibration range. Other factors that may contribute to this include possible interferences. In both cases the sample would be diluted which would cause the method detection limit to be raised.

19. Mercury results quoted on soils will not include volatile mercury as the analysis is performed on a dried and crushed sample.

20. For the BSEN 12457-3 two batch process to allow the cumulative release to be calculated, the volume of the leachate produced is measured and filtered for all tests. We therefore cannot carry out any unfiltered analysis. The tests affected include volatiles GCFID/GCMS and all subcontracted analysis.

21. For all leachate preparations (NRA, DIN, TCLP, BSEN 12457-1, 2, 3) volatile loss may occur, as we do not employ zero headspace extraction.

22. We are accredited to MCERTS for sand, clay and loam/topsoil, or any of these materials - whether these are derived from naturally occurring soil profiles, or from fill/made ground, as long as these materials constitute the major part of the sample. Other coarse granular material such as concrete, gravel and brick are not accredited if they comprise the major part of the sample.

23. Analysis and identification of specific compounds using GCFID is by retention time only, and we routinely calibrate and quantify for benzene, toluene, ethylbenzenes and xylenes (BTEX). For total volatiles in the C5-C12 range, the total area of the chromatogram is integrated and expressed as ug/kg or ug/l. Although this analysis is commonly used for the quantification of gasoline range organics (GRO), the system will also detect other compounds such as chlorinated solvents, and this may lead to a falsely high result with respect to hydrocarbons only. It is not possible to specifically identify these non-hydrocarbons, as standards are not routinely run for any other compounds, and for more definitive identification, volatiles by GCMS should be utilised.

Sample Deviations

1	Container with Headspace provided for volatiles analysis
2	Incorrect container received
3	Deviation from method
4	Holding time exceeded before sample received
5	Samples exceeded holding time before presevation was performed
§	Sampled on date not provided
♦	Sample holding time exceeded in laboratory
@	Sample holding time exceeded due to sampled on date
&	Sample Holding Time exceeded - Late arrival of instructions.

Asbestos

Identification of Asbestos in Bulk Materials & Soils

The results for identification of asbestos in bulk materials are obtained from supplied bulk materials which have been examined to determine the presence of asbestos fibres using Alcontrol Laboratories (Hawarden) in-house method of transmitted/polarised light microscopy and central stop dispersion staining, based on HSG 248 (2005).

The results for identification of asbestos in soils are obtained from a homogenised sub sample which has been examined to determine the presence of asbestos fibres using Alcontrol Laboratories (Hawarden) in-house method of transmitted/polarised light microscopy and central stop dispersion staining, based on HSG 248 (2005).

Asbestos Type	Common Name
Chrysotile	White Asbestos
Amosite	Brown Asbestos
Crocidolite	Blue Asbestos
Fibrous Actinolite	-
Fibrous Anthophyllite	-
Fibrous Tremolite	-

Visual Estimation Of Fibre Content

Estimation of fibre content is not permitted as part of our UKAS accredited test other than: - Trace - Where only one or two asbestos fibres were identified.

Further guidance on typical asbestos fibre content of manufactured products can be found in HSG 264.

The identification of asbestos containing materials and soils falls within our schedule of tests for which we hold UKAS accreditation, however opinions, interpretations and all other information contained in the report are outside the scope of UKAS accreditation.

Appendix E. Photosheet

Photograph 1 TPE2516 –Short section of metal pipe removed from excavation

Photograph 2 TPE2844 – Sections of metal pipe removed from excavation

Photograph 3 TPE2890 – White waxy substance present at ground level.

Photograph 4 TPE3290 – Bitumen found in pipe removal excavation

Photograph 5 TPE3376 - Asbestos gaskets encountered in excavation

Photograph 6 TPE3378 - Solid bitumen encountered in excavation

Michelle Lee

Atkins Ltd.
The Axis
10 Holliday Street
Birmingham
B1 1TF

michelle.lee@atkinsglobal.com
07812 23 7628

© Atkins Ltd except where stated otherwise.

The Atkins logo, ‘Carbon Critical Design’ and the strapline ‘Plan Design Enable’ are trademarks of Atkins Ltd.

Coed Darcy

Validation Report
Monitor Phase 69

St Modwen Developments Limited

Notice

This report was produced by Atkins Limited for St. Modwen Developments Limited (St. Modwen) for the specific purpose of Coed Darcy.

This report may not be used by any person other than St. Modwen without their express permission. In any event, Atkins accepts no liability for any costs, liabilities or losses arising as a result of the use of or reliance upon the contents of this report by any person other than St. Modwen.

Document history

Job number: 5122307			**Document ref: 5041216-OSW-RPT-0001396**			
Revision	Purpose description	Originated	Checked	Reviewed	Authorised	Date
0	Draft	MM	CRS	ML	MP	May 2015
1	Draft – Updated in line with Monitor comments	CRS	MT	ML		Oct 2015

Client signoff

Client	St Modwen Developments Limited
Project	Coed Darcy
Document title	Validation Report Monitor Phase 69
Job no.	5122307
Copy no.	
Document reference	5041216-OSW-RPT-0001396

Table of contents

Chapter		Pages
1.	**Introduction**	**5**
1.1.	Background	5
1.2.	Aims and Objectives	5
1.3.	Scope of Work	5
1.4.	Soil Quality Assessment Standards	6
1.5.	Information Sources	6
1.6.	Limitations	7
2.	**The Site**	**8**
2.1.	Location and Description	8
2.2.	Historical Land Use	8
2.3.	Published Geology	9
2.4.	Hydrogeology and Hydrology	9
2.5.	Landfills and Waste Management Facilities	9
2.6.	Sensitive Land Uses	10
3.	**Historical Ground Investigation by URS**	**11**
3.1.	Recorded Ground Conditions	11
3.2.	Soil and Groundwater Contamination	11
3.3.	Exclusion Areas/Special Process Areas	12
4.	**Requirements under the S106**	**13**
4.1.	Section 106 Deed of Planning Obligations Requirements	13
5.	**Recent Ground Investigation by Atkins**	**14**
5.1.	Introduction	14
5.2.	Recorded Ground Conditions	14
5.3.	Laboratory Analysis	15
5.4.	Soil and Groundwater Contamination	15
5.5.	Relict Pipework	16
6.	**Identified Issues Requiring Further Works**	**18**
7.	**Validation**	**19**
7.1.	Requirements of the S106	19
7.2.	Sampling Frequencies	19
7.3.	Follow Up Ground Investigation (June to September 2015)	20
7.4.	Further Investigation	22
7.5.	Hotspot Excavation	24
7.6.	Pipework Removal	25
7.7.	Summary	27
8.	**Summary**	**28**

Drawings

Appendices

Appendix A. **Summary of Adopted Thresholds**

Appendix B. **Exploratory Hole Logs**

Appendix C. **Laboratory Analytical Results – Ground Investigation**

Appendix D. **Laboratory Analytical Results – Remedial Works**

Appendix E. **Photosheet**

Glossary of Terms

Term	Meaning / Definition
CSM	Conceptual Site Model
RBSL	Risk Based Screening Level
ACM	Asbestos Containing Material
TPH	Total Petroleum Hydrocarbons
PAH	Polycyclic Aromatic Hydrocarbons
BTEX	Benzene, Toluene, Ethylbenzene and Xylene
FFL	Finished Floor Level
mAOD	metres Above Ordnance Datum
RAP	Remedial Action Plan
VO	Visual/Olfactory Observations
BGL	Below Ground Level

1. Introduction

1.1. Background

Atkins Limited has been commissioned by St. Modwen Developments Ltd (St. Modwen) to provide consultancy advice with regard to the redevelopment of the former Llandarcy Oil Refinery as Coed Darcy.

The purpose of this report is to provide data relating to Monitor Phase 69 to confirm the suitability of this area for redevelopment in line with the specific requirements of the S106 in order for St. Modwen to achieve sign off by the Monitor. For the purpose of Monitor sign off, the area proposed as Monitor Phase 69 is shown on Drawing 5041216-REM-DWG-1971.

This document represents an updated version of an earlier report and takes into account Monitor comments in RFI0151, dated 25th June 2015.

Based upon the current Masterplan, Monitor Phase 69 is shown as an area of proposed residential housing in the final development. Further to discussion with St. Modwen, however, the following assessment assumes a commercial end use for Monitor Phase 69 within the final development, in terms of comparison with the requirements of the S106.

In the absence of detailed information relating to any proposed layout and/or finished floor levels (FFL) across this area, the following assessment assumes that existing ground levels represent a depth of 1m below FFL for the purpose of comparison with the requirements of the S106.

1.2. Aims and Objectives

This report provides an overview of the site including information regarding the site setting, local geology and hydrogeology, identified contamination and discussion of remedial works undertaken.

In the long term, it is anticipated that the suitability of land quality will need to be reassessed once detailed development proposals for each area are defined.

Planning Condition 44 of the Outline Planning Permission for the site (P2005/0393) requires that:

Prior to the submission of the first reserved matters application on each phase of development, notwithstanding the provisions of Condition 26, a phase specific remediation strategy focusing upon the remediation requirements of that area shall be submitted to and approved in writing by the Local Planning Authority. The submitted documents shall include the results from the site investigation and risk assessment; and using the above information a method statement shall be submitted detailing remediation measures and a detailed programme for the submission of verification reports upon completion of the remedial works confirming implementation of agreed measures, together with proposals for future monitoring and reporting. The approved details shall be fully implemented on site, in line with a schedule of works that shall form part of the details submitted to the Local Planning Authority for approval.

In line with the detailed information relating to historical and recent ground investigation and laboratory analysis for Monitor Phase 69, as provided in the following report, it is envisaged that this document will form part of any later planning submission for this part of the site in line with the requirements of Planning Condition 44.

1.3. Scope of Work

The scope of works includes:

- A review of all readily available information including geological, hydrogeological, historical site plans, Environment Agency and British Geological Society (BGS) records;
- A review of available historical maps relating to Monitor Phase 69 and adjacent areas;

- A review of historical (1998-2004) and recent (2014-2015) ground investigation information relating to Monitor Phase 69;
- Comparison of the available ground investigation information and laboratory data against the requirements of the S106, specific to the proposed end use for Monitor Phase 69.
- Details of any remedial works undertaken, and
- Details of all validation and further investigation in order to confirm that the remedial works were successfully carried out and to demonstrate that this area is now suitable for use in line with the required criteria.

1.4. Soil Quality Assessment Standards

To maintain consistency of approach, the assessment standards for historical and recent data are those stated in the S106 Agreement for Coed Darcy. The visual and aesthetic classification system, as previously defined by BP within the S106, is provided as Table 1.1.

Atkins proposes to continue this system for the classification of all soils encountered to aid assessment of each area in terms of the required remediation requirements.

The assigned classifications for each strata are quoted on the trial pit logs for recent ground investigation (refer to Section 5).

Table 1.1 – Scale of Aesthetic Criteria

Class	Visual	Olfactory
0	**No visible staining of soil, no visible suspect ACM*.**	**No detectable odour on soil.**
1	**Occasional staining of soil, no visible suspect ACM*.**	**Faint odour on soil.**
2	**Frequent staining of soil.**	**Distinct but not strong odour on soil.**
3	**Occasional heavy staining of soil.**	**Strong odour on soil.**
4	**Heavy staining of soil.**	**Strong odour discernible in ambient air.**
5	**Visible hydrocarbon present.**	**Overwhelming odour.**

* visible suspect ACM refers to asbestos containing material visible to the naked eye which a reasonable and prudent person used to managing asbestos may suspect to be asbestos-containing.

The S106 for the proposed development presents a series of contamination thresholds referred to as Risk Based Screening levels (RBSLs). These levels are defined in the S106 as being the 'minimum base level standard' for redevelopment remediation works (Schedule 8, Part 2, Paragraph 2,5).

In order to update the assessment of contamination in line with current UK guidance, these RBSLs are also now supplemented by a series of Remedial Target Concentrations (RTCs) derived by Atkins (Atkins reference: 5041216-REM-REP-000476 v1). A summary of the adopted thresholds for Monitor Phase 69 is presented in Appendix A.

Details of the required frequencies of testing, as stated within the S106, are presented in Section 7.

Compliance with the redevelopment remediation requirements stated within Schedule 8 of the S106 (refer to Section 4) form the basis for obtaining the relevant sign off from the Monitor.

1.5. Information Sources

Information reviewed as part of the following assessment has been obtained from the following sources:

- URS BP Llandarcy Refinery Desk Study 44382742/BRRP0001, July 2007

- URS Report FR1287 Final Factual Report for Ground Investigation, August 2005
- Section 106 Deed of Planning Obligations (Dewey & LeBoeuf report GNP/NJR/13773-2), February 2008

1.6. Limitations

As previously indicated, this report has been prepared with the sole intention of providing sufficient information to enable St. Modwen to obtain Monitor sign off for Monitor Phase 61 in accordance with criteria set out in the Coed Darcy Section 106 Agreement. Whilst the report may be relevant for submission as part of a reserved matters planning application, additional reports and submissions will be required as part of any future plot development.

The investigation works undertaken and summarised within this report represent a sampling exercise to determine ground conditions, in line with the required methodology outlined within the S106. The proposed works were carried out predominantly to investigate contamination across this area and do not include a review of any geotechnical issues or constraints that may exist which would need to be taken into account as part of any proposed redevelopment.

In addition, it should be noted that ground and groundwater conditions can vary over time and between sampling points. Whilst this report provides information relating to the removal of identified pipework and below ground structures encountered during the works, unidentified pipework and/or structures may still exist in situ.

The following assessment assumes a proposed Commercial end use for this part of the former refinery. Where a change in proposed end use is proposed, reassessment of the data will be required in order to confirm the need for additional investigation and/or further remediation.

2. The Site

2.1. Location and Description

Monitor Phase 69 is an irregular-shaped parcel of land covering approximately 6.86ha (hectares).

This area lies within the north west of the former Llandarcy Oil Refinery, on the western edge of the upper terrace. A number of soil stockpiles occupy part of the western part of this Phase and the treatment of Japanese Knotweed soils takes place on a lined pad in the north western part of this area. Chemical treatment of these Japanese Knotweed impacted soils is ongoing by Phlorum at the time of writing.

To the north of Monitor Phase 69 lies disused ground, beyond which lies a railway line in a cutting which separates the central and northern parts of the former. The location of Monitor Phase 69 is shown on Drawing 5041216-REM-DWG-1971.

Monitor Phase 69 is characterised by a sloping topography from the south east to north west, with an elevation of approximately 68 metres above ordnance datum (mAOD) in the south east, 35m AOD in the south west, 50m AOD in the north east and 47m AOD in the north west. A topographical survey of the area is presented as Drawing-ATK-DR-C-REM-2125.

2.2. Historical Land Use

Construction of Llandarcy Oil refinery commenced in 1917 but was temporarily suspended during the war due to the lack of men and resources. Construction started again in 1919 with production beginning in 1921. The refinery was officially opened in 1922.

The purpose of the refinery was to produce motor spirit, kerosene, gas fuel oil, fuel residue and lubricating oil and wax from imported crude oil. Between the wars, the oil industry developed rapidly. By 1939, the refinery had little of the original plant in operation.

In the mid 1980's a number of rationalisations occurred with the closure of the refinery being formally announced in 1997.

Based upon the information in URS Report 44382742/BRRP0001, Monitor Phase 69 is indicated to have contained several historic land uses/activities associated with the former refinery. In the western section a Railcar Loading Depot and associated tanks are shown to have been present in the north west, along with an electricity substation 10A and Sulphur Recovery Unit.

Tanks for the storage of kerosene and creosote, used in the Bitumen Plant, are indicated to have been located in the north of Monitor Phase 69. Sub-station 17 was located in the north east of the Phase, in close proximity to a Hydrofiner Unit. No. 1 CAT Reformer, No. 2 CAT Reformer, the western edge of the Catalytic Cracking Plant and a Vacuum Distillation Unit (VDU) are shown to have been present in the southern part of Monitor Phase 69.

The Sulphur Recovery Unit and Hydrofiner Unit are reported to have been constructed in the early 1950s and remained in place until the late 1980s. Sulphur was removed from middle distillates in this area, and resultant liquid sulphur was removed by road tanker. The Hydrofiner Unit is reported to have supplied the Sulphur Recovery Unit with a hydrogen-rich sulphur stream to remove sulphur compounds.

Both CAT (Catalytic) Reformers are also reported to have been built in the mid-1950s and remained until 1989. These are indicated to have been used to produce high octane liquid products called reformates from naphthas, which are typically reported to have had low octane ratings.

The Catalytic Cracking Plant is reported to have been constructed in the mid-1950s to produce short chain hydrocarbon products from long chain hydrocarbon stocks. It is indicated as having been operational until 1989.

The Vacuum Distillation Unit is reported to have been constructed in the early 1950s and closed in the mid-1970s. Residue from the Crude Distillation Unit is reported to have passed in to the VDU where the same process took place at pressure.

Tanks and above ground infrastructure were removed from Monitor Phase 69 prior to acquisition of the refinery by St. Modwen in 2008. It is not known, therefore, what condition these were in when they were removed in terms of the potential for historical spillage and leakages within this area.

Details of historical land use of Monitor Phase 69, based on the information available, is shown on Drawing 5041216-REM-DWG-1972.

2.3. Published Geology

A review of published geological information (BGS map 247, Swansea 1:50,000 scale) indicates Monitor Phase 69 to be underlain by:

- Till (Diamicton), a heterogeneous deposit of glacial origin; and
- Pennant Sandstone Formation, specifically the Hughes Member which is described by the BGS as *'green-grey, lithic arenites ("Pennant sandstones") with thin mudstone/siltstone and seatearth interbeds and mainly thin coals'*.

2.4. Hydrogeology and Hydrology

2.4.1. Groundwater

Environment Agency data suggests that the Till (Diamicton) underlying Monitor Phase 69 is classified as 'Unproductive Strata'. These are defined as:

'…rock layers or drift deposits with low permeability that have negligible significance for water supply or river base flow.'

The underlying sandstone bedrock is classified as a 'Secondary A Aquifer'. This is defined as:

'permeable layers capable of supporting water supplies at a local rather than strategic scale, and in some cases forming an important source of base flow to rivers. These are generally aquifers formerly classified as minor aquifers.'

Groundwater contours, presented by URS in report FR1287, suggest that groundwater flow beneath Monitor Phase 69 is towards the west – north west within the superficial soils. Within the underlying bedrock, groundwater flow is suggested to be towards the west in the southern half of Monitor Phase 69 and north – north west towards the south site reservoir in the northern half. This is consistent with the topography of the area.

2.4.2. Surface Waters

Crymlyn Bog Site of Special Scientific Interest (SSSI) (refer to section 2.6) is located approximately 85m to the west of Monitor Phase 69.

The closest surface water body, within the confines of the former Llandarcy Oil Refinery is the South Site Reservoir, located approximately 166m to the north west of Monitor Phase 69. It is understood that this is to be retained as part of the redevelopment of the former refinery.

2.5. Landfills and Waste Management Facilities

The Containment Area, on the western boundary of the former refinery, has previously been used by BP for historical landfilling activities.

Atkins is currently in the process of remediating the landfill associated with the former Llandarcy Oil Refinery and are in ongoing discussion with Natural Resources Wales relating to the surrender of Environmental Permit No. EPR/AP3990LR.

2.6. Sensitive Land Uses

Crymlyn Bog SSSI lies within the flood plain of the Neath river estuary and represents the most extensive area of lowland fen in Wales. The SSSI lies approximately 85m to the west of Monitor Phase 69.

Crymlyn Bog SSSI is internationally important for its very wet mires often identified by an unstable `quaking` surface. Bottle sedge and bogbean are important components of some stands, together with common cottongrass, water horsetail, star sedge, mud sedge, and in places, the nationally rare slender cottongrass. Crymlyn Bog supports the largest area of calcium-rich fen dominated by great fen sedge vegetation in south Wales. Some of these stands are dominated by great fen sedge, but other areas display a more diverse vegetation in which tufted-sedge, royal fern and a range of tall-herb fen species are prominent. Some of these stands are unique in a Welsh context. In addition there are areas of wet woodland with alder and willow being the dominant species (http://www.ccgc.gov.uk/landscape--wildlife).

3. Historical Ground Investigation by URS

3.1. Recorded Ground Conditions

Sixty-two historical exploratory holes are reported to have been excavated by URS within Monitor Phase 69 on behalf of the previous site owner, BP. The locations of known exploratory holes are presented on Drawing 5041216-REM-DWG-1973. In some cases more than one log has been provided for an exploratory hole location, such as when an inspection pit has been excavated prior to and separately from drilling of a borehole.

The exploratory holes were completed as part of a series of investigations across the former refinery, dating between 1998 and 2004.

Made Ground is recorded to have been historically encountered across Monitor Phase 69 and is described as comprising a variety of clay, silt, sand and gravel with anthropogenic inclusions of ash, bitumen, brick, concrete, wood, reinforcing bar, clinker, metal and tarmac. Fluorescent yellow and white-grey sulphurous waste material was encountered locally.

Superficial deposits, beneath Monitor Phase 69, were reported to have also predominantly comprised a mixture of clay, silt and sand, with sandstone gravel, cobbles and boulders. Occasional layers of peat were present in lower lying areas, such as MSTP273 in the south west of Monitor Phase 69 adjacent to the haul road, and pockets of fibrous organic matter were also encountered.

Bedrock was initially encountered in exploratory holes as weak to moderately strong grey sandstone interbedded with light brown fine grained mudstone. Water strikes were encountered within Made Ground, superficial deposits and the underlying bedrock.

3.2. Soil and Groundwater Contamination

3.2.1. Visual and Olfactory Evidence of Contamination

In the north east of Monitor Phase 69 in the former locations of storage tanks, slight to very strong hydrocarbon odours were recorded in exploratory holes and hydrocarbon sheens were occasionally identified. Free product was observed in the base of trial pit WSTP080 in this area.

In the central eastern area of Monitor Phase 69 corresponding with the former No.1 CAT Reformer, faint to very strong hydrocarbon odours were recorded and in WSMW025 ‘black heavy oil’ was present in Made Ground.

Slight to strong hydrocarbon odours and hydrocarbon sheens were recorded in the location of the historical No.2 CAT Reformer towards the centre of the site.

In the vicinity of the former Catalytic Cracking Plant in the east of Monitor Phase 69, moderate to strong hydrocarbon odours were recorded and a slight sheen was observed on standing water within trial pit WSTP043.

Moderate to strong hydrocarbon odours were present in soils encountered towards the north of Monitor Phase 69 in the former location of the Hydrofiner Unit. Oily, brown free product was observed on water within trial pit WSTP047.

In the west of Monitor Phase 69 around the former location of the Railcar Loading Depot Railhead and associated storage tanks, very faint to very strong hydrocarbon odours and some hydrocarbon sheens were recorded. No visual or olfactory evidence of contamination was reported in trial pit WSTP014 which was advanced through Made Ground into superficial deposits.

The sulphurous material and strong sulphurous odour in WSMW044 was located in the north west of Monitor Phase 69, and coincident with the reported area of the historical Sulphur Recovery Unit. Occasional hydrocarbon odours and staining were recorded in this area.

In the south of Monitor Phase 69 coincident with the former location of the VDU, faint to strong hydrocarbon odours were recorded. No free product was encountered but rare hydrocarbon sheens were observed on wet arisings.

3.2.2. Comparison with Risk Based Screening Levels

Laboratory analysis for soils from across Monitor Phase 69 suggest contamination to comprise predominantly mid-range to long-range hydrocarbons. No exceedances of the Commercial RBSL for deep (>1m) soils were recorded in Monitor Phase 69, based on historical ground investigation.

Historical groundwater analysis suggests that mid-range to long-range hydrocarbon contamination is most prevalent within Monitor Phase 69. No exceedances of the RBSL for deep (>1m) groundwater in a commercial land use were recorded.

3.3. Exclusion Areas/Special Process Areas

Based upon the findings of previous assessment by URS, a series of 'Special Process Areas' were defined around the former refinery. These represent areas of potentially increased contamination associated with historical activities or processes.

Based upon the findings of previous ground investigation, there are four designated Special Process Areas within Monitor Phase 69, described as 'Sub-station 17', 'Sub-station 10A', 'Benzene Railhead' and 'TPH Railhead'.

The location and extent of these Special Process Areas are shown on Drawing 5041216-REM-DWG-1972.

4. Requirements under the S106

4.1. Section 106 Deed of Planning Obligations Requirements

The S106 only defines remediation requirements for a single commercial classification and this is based on a **'commercial end use where groundwater is in soil'** scenario. Following the review of available data, this is not considered to be applicable to Monitor Phase 69 beneath which groundwater has been shown to lie within rock.

It is proposed, therefore, that the stated S106 requirements for a commercial end use where groundwater is in soil are adopted for the following assessment but that the depth of the remediation is defined by the surface of the underlying bedrock rather than being defined by the depth to seasonal groundwater.

Based upon this classification, the following remediation requirements have been adopted as the minimum remediation requirements required in order to release this area for redevelopment for a commercial end use.

- *All oil saturated soils and soil containing free product other than minor sheens shall be removed to the underlying bedrock.*
- *All soils must meet the RBSL for TPH to at least 1m below FFL.*
- *All soils must meet in bulk, considering both dispersed fibres and pieces of ACM, the RBSL for ACM to at least 1m below FFL. Any visible ACM encountered during construction in the first 1m below FFL is to be removed.*
- *Where there is a risk of the migration in the ground of hazardous gas or contaminated liquid into remediated areas, the Developer shall take all appropriate measures to prevent this occurring. Such measures could include the installation of interception trenches and management of discharge from those. The Developer shall monitor whatever measures are put in place after their installation to continue to demonstrate their effectiveness.*
- *Where necessary, seeps, sheens and iron rich discharges from the bedrock must be controlled such that there is no visible discharge at surface and little or no odour. Acceptable methodologies for remediation may include, but are not limited to the use of land drainage via interceptors.*

Schedule 10, Paragraph 6 of the S106 states that 'Irrespective of the Intended Use of each Phase or part thereof, all existing buried services at the Property shall be removed and the routes of those services shall be backfilled with material no more permeable than the general material in the vicinity'.

As previously highlighted, in the absence of detailed information relating to finished floor levels associated with any proposed redevelopment of this area, the following assessment assumes that the current ground levels, shown on Drawing 5041216-ATK-DR-C-REM-2125, represent 1m below FFL.

5. Recent Ground Investigation by Atkins

5.1. Introduction

With the aim of supplementing and updating the limited historical investigation, a total of 521 machine-excavated trial pits were undertaken across Monitor Phase 69 between December 2014 and March 2015. Investigation has not been undertaken within the footprint of the Japanese Knotweed Treatment Pad or within the footprint of the stockpiles in the western part of Monitor Phase 69.

Environmental Scientifics Group (ESG) were employed by the client, St Modwen, to complete the works, under direction from Atkins. Trial pits were advanced to the maximum reach of the excavator, unless terminated on bedrock or obstructions or because of water ingress or collapse. All trial pits were backfilled with arisings in the reverse order to which they were excavated, then compacted with the back of the excavator bucket. Excess arisings were left in a mound above the surrounding ground surface to allow for subsequent settlement.

The locations of all recent trial pits are shown on Drawing 5041216-REM-DWG-1974. Copies of all relevant exploratory hole logs for the recent investigation works by Atkins are presented in Appendix B.

5.2. Recorded Ground Conditions

Consistent with historical investigation, Made Ground was encountered in the trial pits across Monitor Phase 69 and was found to be variable in composition, comprising clay, silt, sand, gravel, cobbles, boulders and peat. Anthropogenic inclusions of ash, brick, clinker, concrete, metal fragments (including reinforcing bar), plastic fragments, cables, slag and wood fragments. Quartz and shell fragments were also identified.

The maximum thickness of Made Ground recorded was >5.50m bgl in TPE2531, TPE2579, TPE3024 and TPE3063, located in the south of Monitor Phase 69. The base of this stratum was not proven in these four locations. Sixteen trial pits located in Monitor Phase 69 were advanced through at least 5.00m of Made Ground.

Trial pits were terminated on concrete at ground level in 26 locations and were terminated below ground level on concrete obstructions in 48 locations.

Relict pipework was encountered in situ in 22 locations across Monitor Phase 69. Further details are provided in Section 5.5.

Superficial deposits were generally described as glacial material, comprising varying matrices of clay, silt, sand, and sandstone gravel, cobbles and boulders. Dark brown fibrous peat was encountered locally as discrete layers and pockets in Monitor Phase 69.

Sandstone bedrock was generally encountered beneath Monitor Phase 69 as a weathered zone comprising clayey silty sandy tabular sandstone gravel, cobbles and boulders. Seven trial pits located in predominantly towards the east of Monitor Phase 69 were terminated on sandstone bedrock at ground level. Bedrock, where encountered, was present at a maximum depth of 5.50m bgl.

Water strikes were recorded in 51 locations within Monitor Phase 69, as perched water in Made Ground and superficial deposits and within the underlying bedrock. Some of the water strikes were also noted to be associated with redundant underground services. Descriptions of the water strikes ranged from ‘slight seepages’ to ‘fast inflows’.

5.3. Laboratory Analysis

A total of 1124 soil samples, representing identified soils from across Monitor Phase 69, were submitted to Alcontrol Laboratories and were analysed for a suite of contaminants considered appropriate for the mixed historical land use.

Due to the uncertainty over final floor levels, a generic suite comprising the majority of determinands listed in the RBSLs, was scheduled on all soil samples collected during the ground investigation. Due to the absence of any identified sources of historical solvent use within this area, no testing for volatile organic compounds was undertaken for this area.

Once determined, should final floor levels be proposed to lie at or below the current ground levels, the availability of this additional data will enable a reassessment of the relevant data without the need for further investigation and/or additional sampling.

The analytical suite comprised:

- Metals - arsenic, cadmium, chromium, selenium, copper, lead, nickel, mercury, vanadium, zinc (all samples);
- pH (all samples);
- Polycyclic Aromatic Hydrocarbons (all samples);
- Speciated Total Petroleum Hydrocarbons plus BTEX hydrocarbons (all samples);
- Soil Organic Matter (selected samples);
- Asbestos screen and identification (samples within top 1m of existing ground level only, assuming that current levels represent 1m below FFL and the asbestos RBSL does not apply at depths greater than 2m below FFL in any land use scenario).

The adopted RBSLs relate to a 1% SOM which was considered to be most appropriate for the ground conditions encountered in Monitor Phase 69.

The achieved frequency of testing, based on the recent trial pitting in Monitor Phase 69, is discussed in Section 7.

5.4. Soil and Groundwater Contamination

5.4.1. Visual and Olfactory Evidence of Contamination

A review of the logs for the 510 trial pits, recently excavated within Monitor Phase 69, shows that visual evidence of contamination classified as '5' (refer to Table 1.1) was identified in four trial pits. These locations correspond approximately with the former tanks in the north of Monitor Phase 69 associated with the bitumen plant and the former CAT Reformer and Catalytic Cracking Plant located in the south east of the Phase.

Free product was reported in one of these three locations (TPE3157 – oil ingress at 0.7m) and was identified in sandy, silty sandstone gravel which is interpreted as weathered bedrock.

Table 5.1 – Evidence of Contamination

Location	Depth (m bgl)	Evidence of Contamination
TPE3157	0.60-0.80m	VO 5,4. Black with strong hydrocarbon odour. Oil ingress.
TPE3584	0.30-0.60m	VO 5,4. Frequently stained
TPE3636	1.00-3.40m	VO 4,5. No description of visual or olfactory evidence of contamination
TPE3744	1.10-2.20m	VO 5,3. Frequently stained

5.4.2. Comparison with Risk Based Screening Levels

Comparison of the laboratory results with the Risk Based Screening Levels (RBSL) for deep soils in a commercial land use indicate exceedances for benzene in one sample, TPE2950 (3.5m), and

TPH aromatic C8-C10 in four samples, TPE2680 (1.5m), TPE2779 (0.5m), TPE2780 (1.5m) and TPE3157 (0.8m).

The benzene exceedance was recorded in Made Ground and correlates with the location of the historical No. 2 CAT Reformer. Exceedances of TPH, found in TPE2779 and TPE2780, both relate to superficial deposits and correlate with the former railcar loading depot. The TPH exceedance identified in TPE3157, coincides with observations of oil ingress. This was also recorded to relate to superficial deposits in this area and correlates with the former CAT Reformer and Catalytic Cracking Plant.

Chemical exceedances recorded in Monitor Phase 69, based on recent investigation, are summarised in Table 5.1.

Table 5.1 Summary of chemical exceedances in Monitor Phase 69

Determinand	Threshold Concentration (mg/kg)	Number of exceedances	Total samples tested	Maximum recorded concentration (mg/kg)	Location of maximum recorded concentration
Benzene	5.0	1	1124	11.5	TPE2950 3.50m
TPH Aromatic C8-C10	547	4	1124	1,140	TPE2780 1.50m

No soils were removed from within Monitor Phase 61 as part of the trial pitting works.

Visible asbestos containing materials (ACMs) was not recorded during the ground investigation in Monitor Phase 69. A total of 458 samples underwent laboratory analysis for asbestos and loose asbestos fibres were detected during that analysis in 243 locations.

As previously highlighted, the following assessment is based upon the assumption that existing ground levels across Monitor Phase 69 represent 1m below FFL for the purpose of comparison with the requirements of the S106. Based on this assumption, existing soils across this area would lie at depths greater than 1m within the final development.

In line with the adopted scenario of a 'commercial end use where groundwater is in soil' (refer to section 4), there are no permitted thresholds for asbestos at depths >1m below FFL and these soils are therefore considered suitable for retention.

5.5. Relict Pipework

Pipework was encountered in situ in 22 trial pits within Monitor Phase 69, as summarised in Table 5.2.

Table 5.2 – Relict Pipework Encountered in Monitor Phase 69

Trial Pit	Depth (mbgl)	Comments
TPE2312	0.70m	Pipe
TPE2676	1.50m	Pipe
TPE2725	0.30m	Possible pipe
TPE2728	1.40m	Metal pipe
TPE2820	1.20m	Metal pipes
TPE2822	0.70m	Clay pipe (200mm diameter) filled with bitumen
TPE2943	1.60m	Metal pipe (500mm diameter)
TPE2944	1.60m	400mm diameter pipe
TPE2980	1.20m	Concrete slab with metal pipe

Trial Pit	Depth (mbgl)	Comments
TPE2999	0.20m	Pipe
TPE3024	0.90m	Oil pipe (300mm diameter)
TPE3060	2.40m	Clay pipe (200mm diameter)
TPE3090	1.00m	Clay pipe (200mm diameter)
TPE3174	0.10m	Pipe
TPE3318	0.70m	Metal pipe (500mm diameter)
TPE3363	0.50m	Pipe
TPE3405	1.00m	Pipe
TPE3489	0.50m	Burst metal pipe (200mm diameter)
TPE3545	0.70m	Pipe
TPE3584	0.60m	Pipe
TPE3719	1.2m	Burst pipe
TPE3787	1.0m	Pipe

Drawing 5041216-ATK-DR-C-0002124 presents the locations of identified RBSL exceedances, VO criteria of Class 5, free product, and relict pipework recorded within Monitor Phase 69.

6. Identified Issues Requiring Further Works

Recent trial pitting works across Monitor Phase 69 has identified the following issues requiring further investigation and/or removal in order to meet with the requirements of the S106, as summarised in Section 4.

- The presence of hydrocarbon sheens or free product on ingressing water;
- The presence of identified RBSL exceedances within existing soils;
- Elevated aesthetic criteria scores; and
- The presence of pipework identified in situ during the trial pitting.

Further investigation, sampling and laboratory analysis for polychlorinated biphenyls will be undertaken in the location of the former electricity substation as part of the remedial works.

Further investigation is also proposed in previously inaccessible areas of Monitor Phase 69.

It should be noted that identified concrete, or other structural remnants such as brickwork, will be broken out and removed as part of the proposed remedial works across Monitor Phase 69 only if the presence of these materials prevent the delineation or excavation of identified contaminated material.

In the absence of a full 'turnover' of soils across Monitor Phase 69, the potential for remaining concrete/brickwork within this area exists. The removal of relict below ground structures from across this area does not form a requirement of the S106 and is, therefore, outside of the scope of these works.

Identified areas requiring further investigation and/or removal within Monitor Phase 69 are shown on Drawing 5041216-ATK-DR-C-0002124.

7. Validation

7.1. Requirements of the S106

The S106 (Schedule 8, Part 3, Section 8) sets out the requirements for validation testing which need to be complied with to enable Monitor sign off as part of the ongoing redevelopment of the former Llandarcy Oil Refinery.

Details of relevant frequencies relating to Monitor Phase 69 are presented in Table 7.1.

Table 7.1 - Minimum Validation Testing Frequencies - Commercial End Use

Testing for the Validation Suite[1] at the following frequency:	Deeper Soils (Commercial >1m below FFL)
Imported quarried material	1 per 1000m^3 ex situ, composite of 5 regular sub-samples.
Imported soil from verified greenfield site	1 per 500m^3 ex situ, composite of 5 regular sub-samples.
Imported soil from characterised brownfield site[1]	1 per 100m^3 ex situ, composite of 5 regular sub-samples.
0.5-1m below FFL in-situ	Regular grid of 1 per 400m^2, sample over 0.5m depth.
>1m below FFL in-situ	Regular grid of 1 per 400m^2, sample over 0.5m depth.
Stockpiled excavated site materials for re-use	1 per 400m^3 ex situ, composite of 5 sub-samples.
Face of remedial excavations <1m deep	1 per 15m^2, minimum of 1 per face, worst case VO sample.
Face of remedial excavations >1m deep	1 per 15m^2, minimum of 1 per face, worst case VO sample.
Along redundant service excavations	1 per 20m of trench, worst case VO sample.
Soil treated ex-situ and homogenised	1 per 500m^3 ex situ, composite of 5 regular sub-samples.

[1] Validation suite to reflect prior use of the originating brownfield site and the design and purpose of the relevant area of Coed Darcy.

VO = visual/olfactory (i.e. aesthetic) observation

As previously stated, in the absence of any information relating to proposed development levels for this area, it has been assumed that current ground level within Monitor Phase 69 (Drawing 5041216-ATK-DR-C-0002125) represents a level of 1m below FFL for the purpose of comparison with the S106.

7.2. Sampling Frequencies

7.2.1. Ground Investigation

The locations of all exploratory holes are shown on Drawing 5041216-REM-DWG-1974. Relevant exploratory logs are presented in Appendix B.

A total of 521 no. trial pits were undertaken within Monitor Phase 69 between December 2014 and March 2015 as part of the recent ground investigation.

A total of 1124 no. environmental samples from Monitor Phase 69 have been subject to laboratory analysis (refer to Appendix C).

Based on an approximate accessible area proposed for commercial land use of 73,500m^2, 521 trial equates to a frequency of 1 per 141m^2, which meets with the required frequency of 1 per 400m^2 for proposed a commercial land use.

A total of 1124 samples equates to an approximate sample validation frequency of 1 test per 65m^2.

All of these validation frequencies are compliant with the adopted thresholds and S106 frequency (refer to Table 6.1).

7.3. Follow Up Ground Investigation (June to September 2015)

Areas in Monitor Phase 69, previously inaccessible because of the presence of existing stockpiles, have now been cleared and investigated with the excavation of 54 trial pits by Atkins between June and September 2015.

Trial pits were advanced to the maximum reach of the excavator unless terminated on sandstone bedrock or because of collapse. Trial pits were backfilled with arisings in the reverse order to which they were excavated, then compacted with the back of the excavator bucket unless there was a requirement to keep the excavations open to enable free product inspection and/or recovery. Excess arisings of backfilled trial pits were left in a mound above the surrounding ground surface to allow for subsequent settlement.

The locations of these recent Atkins trial pits are shown on Drawing 5041216-ATK-DR-C-REM-0002117. Copies of the relevant exploratory hole logs for these recent investigation works by Atkins are included in Appendix B.

7.3.1. Recorded Ground Conditions

Consistent with ground conditions across the remainder of Monitor Phase 69, Made Ground was encountered in 40 locations to depths of between 0.40m and 3.40m bgl and is described as varying quantities of clay, silt, sand, gravel and cobbles and anthropogenic inclusions of concrete, brick, metal, wood, ceramic, tarmac, geotextile, glass, slag, ash, clinker and rebar.

Superficial deposits are described as clay, sand and gravel overlying bedrock. 45 trial pits were terminated on sandstone bedrock, at depths ranging from 0.75m to 5.10m bgl.

Water strikes were recorded in 15 trial pits, as perched water in Made Ground or superficial deposits and as groundwater in the underlying bedrock.

Relict pipework was encountered in one trial pit, TPE2866.

7.3.2. Laboratory Analysis

A total of 170 soil samples, representing identified soils from across the areas of investigation, were submitted to Alcontrol Laboratories and were analysed for a suite of contaminants consistent with the approach across the remainder of Monitor Phase 69 (refer to Section 5.3).

7.3.3. Soil and Groundwater Contamination

7.3.3.1. Visual and Olfactory Evidence of Contamination

A review of the logs for the 54 additional trial pits, recently excavated within Monitor Phase 69, has indicated that visual and/or olfactory evidence of hydrocarbon contamination above VO 0,0 was present in 40 locations, with a maximum aesthetic classification of VO 5,4.

Free phase hydrocarbon product was observed in seven locations.

A summary of elevated visual and olfactory scores (>4) and identified free product is provided in Table 7.2 below.

Table 7.2 – Evidence of Contamination

Location	Depth (m bgl)	Evidence of Contamination
TPE2683	1.80m	Free product noted on water ingress at 1.80m and at 4.40m
TPE2684	1.80-3.80m	VO 5,3. Free product identified on water ingress at 1.80m
TPE2687	4.37m	VO 5,3. Free product noted on slight water seepage at base of hole within weathered bedrock.

Location	Depth (m bgl)	Evidence of Contamination
TPE2739	1.75-3.10m	Slight pockets of product noted within bedding planes of weathered sandstone bedrock.
TPE2740	0.00-1.07m	VO 5,3. Two barrels of oil present at 0.20-0.30m on western edge of trial pit.
TPE2742	0.92-1.50m	VO 5,4. Pockets of dark brown/black staining present on sand/gravel.
TPE2866	0.00-1.20m	Free product within pipe.

7.3.3.2. Comparison with Risk Based Screening Levels

In line with the adopted commercial end use for this area, the results of laboratory analysis have been compared with the adopted chemical thresholds for deep soil (>1m) in a commercial land use. No exceedances of the thresholds were recorded.

Laboratory analytical results are presented in Appendix C.

No visible evidence of ACMs were reported during the investigation of these areas. A total of 55 samples underwent laboratory analysis for asbestos and positive detections were recorded during that analysis in nine samples, as summarised in Table 7.3.

As previously highlighted, the following assessment is based upon the assumption that existing ground levels across Monitor Phase 69 represent 1m below FFL for the purpose of comparison with the requirements of the S106. Based on this assumption, existing soils across this area would lie at depths greater than 1m within the final development.

In line with the adopted commercial scenario, there are no permitted thresholds for asbestos at depths >1m below FFL. It is noted, however, that the recorded concentrations lie below the permitted RBSL for shallow (<1m below FFL) soils within in a commercial area (0.03%) and these soils are thus considered suitable for retention.

Table 7.3 - Summary of asbestos identified during laboratory analysis

Location	Depth (m bgl)	Type	Description	Quantity
TPE2583	0.50	Chrysotile (white)	Loose fibres in soil	<0.001%
TPE2817	0.50	Amosite (brown)	Fibre bundles in soil	0.002%
TPE2818	0.50	Amosite (brown)	-	<0.001%
TPE2818	1.00	Chrysotile (white)	-	<0.001%
TPE2866	0.50	Amosite (brown) Chrysotile (white)	-	<0.001%
TPE2896	0.50	Chrysotile (white)	Loose fibres in soil	0.0011%
TPE2895	0.20	Amosite (brown)	-	<0.001%
TPE2895	0.50	Amosite (brown) Chrysotile (white)	-	0.0087%
TPE2940	0.50	Amosite (brown)	-	<0.001%

Further investigation of the free product encountered (refer to Table 7.2) has been carried out, as discussed in Section 7.4.1.

7.4. Further Investigation

7.4.1. Elevated Aesthetic Criteria Scores

The results of further investigations of the elevated aesthetic criteria scores and identified free product is presented in Table 7.4. The principal purpose of re-examining these locations was provide confirmation of earlier observations during trial pitting.

Although individual locations may not have automatically triggered a failure against the S106 requirements the confirmatory investigations undertaken helped to assess the persistence of local impacts and the likelihood of more extensive bodies of free phase oil which would warrant removal.

Where conflicting evidence of hydrocarbon impacts exist between the original and secondary investigations, evidence from surrounding locations including test results, visual and olfactory descriptions of soil and groundwater was used as supporting evidence to determine the likelihood of persistence of mobile free phase.

Table 7.4 – Results of Further Investigation into Elevated Aesthetic Criteria Scores

Location	Initial Investigation Observations	RBSL Failures	Summary of Further Investigation	Validation
TPE3157	VO 5,4. Black with strong hydrocarbon odour. Oil ingress.	TPH C8-C10 Aromatic 0.80m	No further investigation undertaken – location requires excavation for RBSL failure.	Refer to Section 7.5.
TPE3584	VO 5,4. Frequently stained	None recorded in recent ground investigation	Hydrocarbon staining and sheen observed with a hydrocarbon odour becoming stronger with depth. No free product observed in excavation.	No further action proposed and soils considered suitable for retention.
TPE3636	VO 4,5. No description of visual or olfactory evidence of contamination	None recorded in recent ground investigation	No further investigation undertaken. No RBSL failures recorded, no free product present and olfactory evidence of contamination alone is not considered to warrant action.	No further action proposed and soils considered suitable for retention.
TPE3744	VO 5,3. Frequently stained	None recorded in recent ground investigation	Black sandy clay with a slight hydrocarbon sheen on the sandy material. No free product observed in excavation.	No further action proposed and soils considered suitable for retention.
TPE2683	Free product noted on water ingress at 1.80m and at 4.40m	None recorded in recent ground investigation	Original trial pit kept open to allow but no accumulation of free product observed.	No further action proposed.
TPE2684	VO 5,3. Free product identified on water ingress at 1.80m	None recorded in recent ground investigation	Original trial pit kept open, free product recovery carried out until no further accumulation was observed. Trial pit backfilled after 5 days.	No further action proposed.
TPE2687	VO 5,3. Free product noted on slight water seepage at base of hole within weathered bedrock	None recorded in recent ground investigation	Original trial pit kept open to allow but no accumulation of free product observed. Refer to Photograph 1 in Appendix E.	No further action proposed.
TPE2739	Slight pockets of product noted within bedding planes of weathered sandstone bedrock	None recorded in recent ground investigation	No accumulation of free product observed in original trial pit and observed contamination considered representative of the bedrock unit rather than overlying soils. Refer to Photograph 2 in Appendix E.	No further action proposed.

Location	Initial Investigation Observations	RBSL Failures	Summary of Further Investigation	Validation
TPE2740	VO 5,3. Two barrels of oil present at 0.20-0.30m on western edge of trial pit.	None recorded in recent ground investigation	Barrels removed from original trial pit and residual free product chased and removed to the north for approximately 15m and to the south for approximately 10m until no further free product was visible. Refer to Photograph 3 in Appendix E.	No further action proposed and soils considered suitable for retention.
TPE2742	VO 5,4. Pockets of dark brown/black staining present on sand/gravel.	None recorded in recent ground investigation	Original trial pit kept open but no free product ingress was observed in the locations of hydrocarbon staining. Refer to Photograph 4 in Appendix E.	No further action proposed and soils considered suitable for retention.
TPE2866	Free product within pipe	None recorded in recent ground investigation	No further investigation undertaken. Short section of pipe removed during trial pitting work.	No further action proposed and soils considered suitable for retention.

7.4.2. Concrete Hardstanding

In locations where concrete obstructions were encountered over a wide area, break out and removal was undertaken to allow investigation of the underlying soils to confirm their suitability for retention.

Details of this investigation are summarised in Table 7.5. Each of the areas listed in Table 7.5 is shown on Drawing 5041216-ATK-DR-C-REM-0002117 with the corresponding trial pits which were terminated on concrete.

Exploratory hole logs are included in Appendix B and laboratory analytical results in Appendix C.

Table 7.5 – Results of Further Investigation Beneath Concrete Obstructions

Location	Ground Conditions Encountered	Laboratory Analytical Results	Validation
A	Three trial pits (A1 to A3) advanced to depths of between 4.10 and 4.90m bgl. Maximum recorded VO score of VO 3,4	No RBSL exceedances recorded. Refer to batch 150520-95 in Appendix C.	No further action proposed. Soils considered suitable for retention.
B	Eight trial pits (B1 to B8) advanced to depths of between 3.50m and 6.00m bgl. Maximum recorded VO score of VO 4,4 Section of metal pipe with possible asbestos lagging removed from pit B6.	No RBSL exceedances recorded. Refer to batches 150520-95 and 150521-52 in Appendix C.	No further action proposed. Soils considered suitable for retention.
C	Two trial pits (C1 and C2) advanced to 2.90m and 4.50m bgl. Maximum recorded VO score of VO 4,4	No RBSL exceedances recorded. Refer to batch 150521-52 in Appendix C.	No further action proposed. Soils considered suitable for retention.
D	One trial pit (D1) advanced to 3.90m bgl. Maximum recorded VO score of VO 2,2	No RBSL exceedances recorded. Refer to batch 150521-52 in Appendix C.	No further action proposed. Soils considered suitable for retention.
E	One trial pit (E) advanced to 2.0m bgl. Maximum recorded VO score of VO 2,4	No RBSL exceedances recorded. Refer to batch 150522-68 in Appendix C.	No further action proposed. Soils considered suitable for retention.
F	One trial pit (F) advanced to 4.70m bgl. Maximum recorded VO score of VO 4,4	No RBSL exceedances recorded. Refer to batch 150521-52 in Appendix C.	No further action proposed. Soils considered suitable for retention.

7.4.3. Investigation of Historical Electricity Substations 10A and 17

A total of 30 soil samples were taken from eight trial pits excavated within the footprints of former electricity substations 10A and 17 and were analysed for PCB (WHO 12).

PCBs were not recorded above the laboratory method detection limit in any of the 30 samples and soils in these locations are therefore considered to be suitable for retention. Laboratory analytical results are presented in batch 150611-90 in Appendix D.

7.5. Hotspot Excavation

Material has been excavated and removed from Monitor Phase 69 in line with exceedances of the adopted RBSLs at TPE2680 (1.5m), TPE2779 (0.5m), TPE2780 (1.5m) and TPE3157 (0.8m). A summary of the completed hotspot excavations is provided in Table 7.6.

Table 7.6 – Summary of Hotspot Excavation

Location	RBSL Exceedances	Details of Excavation	Validation
TPE2680	TPH C8-C10 Aromatic 1.50m	Material excavated from the location of TPE2680, excavation advanced beyond the centre point of the trial pit and as a guide, visual and olfactory evidence of contamination was used to assess whether the excavations needed to be extended further to achieve complete removal of the hotspot.	Ten validation samples taken: two from the northern face, three from the western face, four each from the southern and eastern faces and two from the base of excavation. Laboratory analytical results are included as batch 150919-65 and 150912-48 in Appendix D. No RBSL exceedances recorded. No further action proposed and remaining soils considered suitable for retention.
TPE2779	TPH C8-C10 Aromatic 0.50m	Material excavated from the locations of TPE2779 and TPE2780, excavation advanced beyond the centre point of the trial pit and as a guide, visual and olfactory evidence of contamination was used to assess whether the excavations needed to be extended further to achieve complete removal of the hotspot.	Ten validation samples taken. Laboratory analytical results are included as batch 150522-59 in Appendix D. No RBSL exceedances recorded. No further action proposed and remaining soils considered suitable for retention.
TPE2780	TPH C8-C10 Aromatic 1.50m		
TPE3157	TPH C8-C10 Aromatic 0.80m	Material excavated from the location of TPE3157 to 1m bgl, excavation advanced beyond the centre point of the trial pit and as a guide, visual and olfactory evidence of contamination was used to assess whether the excavations needed to be extended further to achieve complete removal of the hotspot.	Eight validation samples taken. Laboratory analytical results are included as batch 150804-36 in Appendix D. No RBSL exceedances recorded. No further action proposed and remaining soils considered suitable for retention.

Hydrocarbon-contaminated material excavated from Monitor Phase 69 was removed to the stockpile and processing area of the on-site soil treatment facility pending treatment. Backfill of the remedial excavations has not been carried out.

The recorded exceedance of the benzene RBSL in TPE2950 has not been excavated. The exceedance was recorded in the sample taken from a depth of 3.5m and has been deemed to be localised. Exceedances were not recorded in the samples taken directly above and directly below 3.50m in TPE2950, nor were any exceedances of the RBSL recorded in adjacent trial pits.

Topographical survey information for Monitor Phase 69 following completion of the remedial works is shown on Drawing 5041216-ATK-DR-C-REM-2126.

7.6. Pipework Removal

Pipework was encountered in situ in 22 trial pits during the ground investigation in Monitor Phase 69. Each of these locations was subject to further investigation, the results of which are summarised in Table 7.7.

Pipework removal varied from the recovery of discrete sections of broken redundant pipework to more substantial sections which were chased to ensure complete removal. Locally redundant pipework extended many metres beyond the original location and also involved the removal of additional sections of pipes and localised redundant structures where these were found to hinder the removal operations.

Table 7.7 – Results of Relict Pipework Investigation

Trial Pit	Results of Further Pipework Investigation	Validation
TPE2312	Broken vitreous clay pipe fragments noted during excavation at 0.6m. Excavated in area immediately adjacent to the trial pit location but no further evidence of pipe continuation.	Pipe fragments removed and excavation backfilled. No samples taken. No further action proposed.
TPE2676	One metal pipe running east to west encountered and one small part of clay pipe running north to south encountered.	Pipes removed, three samples taken and excavation backfilled. Laboratory analytical results included in batch 150808-48 in Appendix D. No RBSL exceedances recorded. Refer to Photograph 5 in Appendix E. No further action proposed.
TPE2725	No further investigation undertaken	Short section of pipe removed as part of 'Action E', refer to Table 7.5.
TPE2728	Six metal pipes and one clay pipe encountered.	Pipes removed and excavation backfilled. No samples taken. No further action proposed.
TPE2820	Three metal pipes and numerous clay pipes.	Pipes removed, nine samples taken and excavation backfilled. Laboratory analytical results included in batch 150804-36 and 150807-69 in Appendix D. No RBSL exceedances recorded. Refer to Photograph 6 in Appendix E. No further action proposed.
TPE2822	Two metal pipes encountered in excavation, extending towards TPE3060.	Pipes removed, seven validation samples taken and excavation backfilled. Laboratory analytical results included in batch 150812-78 in Appendix D. No RBSL exceedances recorded. No further action proposed.
TPE2943	No further investigation undertaken	Short section of pipe removed as part of 'Action D', refer to Table 7.5.
TPE2944	No further investigation undertaken	Short section of pipe removed as part of 'Action D', refer to Table 7.5.
TPE2980	No further investigation undertaken	Short section of pipe removed as part of 'Action D', refer to Table 7.5.
TPE2999	Metal pipe encountered at 0.2m bgl, extending down into bedrock and along the side of haul road.	Pipes removed, bedrock inspected to confirm the absence of free product, one validation sample taken and excavation backfilled. Laboratory analytical results included in batch 150828-51 in Appendix D. No RBSL exceedances recorded. Refer to Photograph 7 in Appendix E. No further action proposed.

Trial Pit	Results of Further Pipework Investigation	Validation
TPE3024	No further investigation undertaken	Short section of pipe removed as part of 'Action D', refer to Table 7.5.
TPE3060	A total of five pipes encountered, three metal and two clay, in excavation	Pipes removed, ten samples taken and excavation backfilled. Laboratory analytical results included in batch 150731-117 and 150806-57 in Appendix D. No RBSL exceedances recorded. No further action proposed.
TPE3090	Short section of concrete pipe encountered with a second concrete pipe underneath.	Pipes removed, one validation sample taken and excavation backfilled. Laboratory analytical results included in batch 150828-51 in Appendix D. No RBSL exceedances recorded. No further action proposed.
TPE3174	Short section of pipe encountered.	Short section of pipe removed and excavation backfilled. No samples taken. No further action proposed.
TPE3318	Short section of pipe encountered.	Short section of pipe removed and excavation backfilled. No samples taken. No further action proposed.
TPE3363	No further investigation undertaken	Short section of pipe removed as part of 'Action B', refer to Table 7.5.
TPE3405	Pipework encountered.	Pipework removed, ten validation samples taken and pit backfilled. Laboratory analytical results included in batch 150822-55 in Appendix D. No RBSL exceedances recorded. No further action proposed.
TPE3489	Two pipes encountered, one at 0.5m and one at 0.6m bgl.	Pipes removed, one sample taken from each location and excavation backfilled. Laboratory analytical results included in batch 150826-73 in Appendix D. No RBSL exceedances recorded. No further action proposed.
TPE3545	Two short sections of metal pipe encountered.	Pipes removed, two validation samples taken and excavation backfilled. Laboratory analytical results included in batch 150828-51 in Appendix D. No RBSL exceedances recorded. No further action proposed.
TPE3584	Short section of pipe encountered.	Short section of pipe removed and pit backfilled. No samples taken. No further action proposed.
TPE3719	Pipe encountered and hydrocarbon product found to be draining from it.	Pipe removed, free product recovered and two samples taken. Excavation backfilled. Laboratory analytical results included in batch 150731-117 in Appendix D. No RBSL exceedances recorded. No further action proposed.
TPE3787	Pipe encountered at 0.6m bgl and found to be a live utility serving Dawnus Contractor Compound.	Pipework left in situ. No further action proposed.

7.7. Summary

A summary of the status of Monitor Phase 69, in line with the requirements of the S106 is presented in Table 7.8 below:

Table 7.8 – Validation Summary

Requirement	Status	Comment
Chemical quality of soils in situ	Complete	Trial pitting and sampling has been undertaken in Monitor Phase 69 to the S106 frequency for validation of soils in situ (refer to Section 7.2.1). Additional coverage has been provided across areas not accessible as part of the main investigation.
VO quality of soils in situ	Complete	A maximum recorded VO of 4 was recorded for retained soils in Monitor Phase 60. This is acceptable in line with the requirements of the S106 for 'deep' use (>1m below FFL) within a commercial area.
Observations of groundwater for the presence of free phase product	Complete	Recorded observations of free product were investigated and free product on ingressing groundwater was recovered from TPE2684
Chemical and VO quality of imported material	N/A	No imported soils were utilised as part of the works in Monitor Phase 69.
Compliance with adopted thresholds	Complete	Remedial excavations have been carried out to remove material in locations where exceedances of the adopted thresholds were recorded (refer to Section 7.5). Validation samples from the excavations were taken in accordance with the required frequency and recorded concentrations are below the available RBSL. Remaining soils within Monitor Phase 69 have been shown to be suitable for retention.
Removal of oil saturated soils	N/A	Two oil barrels and locally impacted surrounding soils were removed from TPE2740. No other oil-saturated soils were encountered in Monitor Phase 69.
Asbestos Assessment	Complete	Visible ACM was not identified in soils during the works Monitor Phase 69. A metal pipe with possible asbestos lagging was removed in one location. The assessment which has been carried out assumes a depth >1m below FFL and there is no asbestos RBSL for this scenario in a commercial area. Soils are therefore considered suitable for retention.
Control of seeps, sheens and iron staining from bedrock	N/A	No seeps, sheens or iron staining identified in Monitor Phase 69 which are considered to require control measures to prevent discharge at the surface.

8. Summary

Atkins has been commissioned by St Modwen Developments Ltd to undertake an assessment of an area of the former refinery with a view to enabling Monitor sign-off for this area in terms of a proposed commercial end use. For the purpose of Monitor Sign off, this area shall be referred to as Monitor Phase 69.

Based upon the findings of recent investigation and in line with the scope of recent remedial works undertaken, this area has been validated in accordance with the S106 and Monitor Phase 69 has been deemed to be suitable for commercial end use >1m bgl in line with the requirements of the S106.

It should be noted that recent ground investigation works focussed predominantly on contamination across this area and further assessment to assess potential geotechnical constraints within this Phase should be carried out prior to any proposed development.

The following assessment assumes a proposed Commercial end use for this part of the former refinery. Where a change in proposed end use is proposed, reassessment of the data will be required in order to confirm the need for additional investigation and/or further remediation.

Drawings

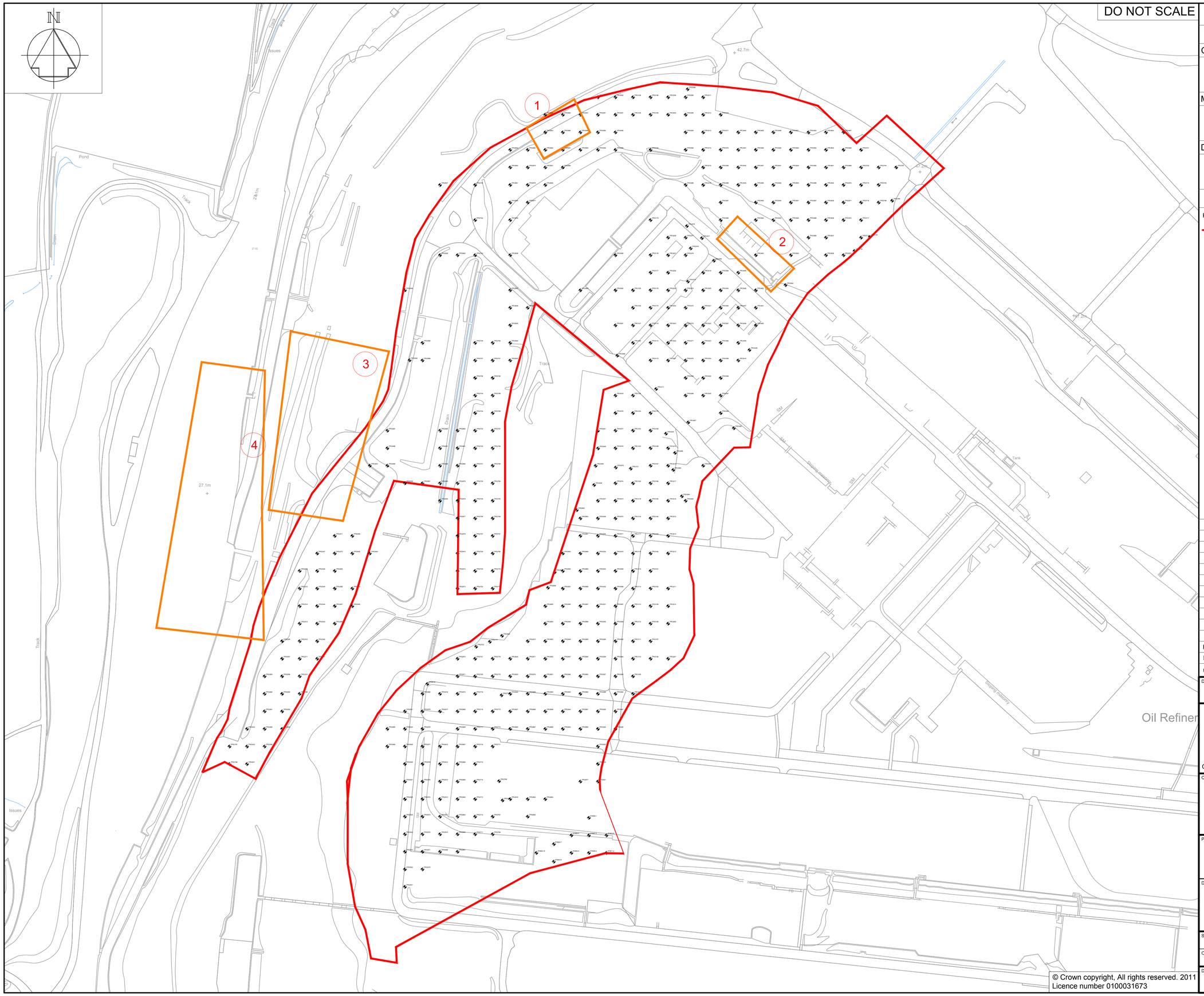

SAFETY, HEALTH AND ENVIRONMENTAL INFORMATION

In addition to the hazards/risks normally associated with the types of work detailed on this drawing, note the following:

CONSTRUCTION

MAINTENANCE/CLEANING

DECOMMISSIONING/DEMOLITION

It is assumed that all works will be carried out by a competent contractor working, where appropriate, to an approved method statement

KEY:

- PHASE BOUNDARY
- 1 BARRELING PLANT
- 2 SUBSTATION
- 3 BENZENE RAILHEAD
- 4 TPH

Rev.	Date	Description	By	Chk'd	App'd
P 2	29/10/15	TRIAL PIT LOCATION AND BOUNDARY UPDATE	HS	CS	MP
P 1	22/05/15	FIRST ISSUE	CK	CS	

Drawing Status: FOR INFORMATION

Suitability: S2

ATKINS
The Axis,
10 Holliday Street,
Birmingham,
B1 1TF
Tel: +44 (0)121 483 5000
Fax: +44 (0)121 483 5001
www.atkinsglobal.com

Copyright © Atkins Limited (2013)

Client: ST.MODWEN

Project Title: COED DARCY

Drawing Title: PHASE 69 RECENT EXPLORATORY HOLE LOCATION PLAN

Scale	Designed	Drawn	Checked	Authorised
1:1,000	CS	CK	CS	MP
Original Size	Date	Date	Date	Date
A1	22/05/15	22/05/15	22/05/15	22/05/15

Drawing Number: 5041216-REM-DWG-0001974

Revision: P 2

Drawing file: \\wsatkins.com\project GBBMA DE2 Div\75 504 504121\6 Coed Darcy\DWG\WOR\WOR 1000 - 1999\1974 Phase 69 Recent Exploratory Hole Location Plan.dwg