CERTIFICATE OF ANALYSIS

SDG:	140712-79	**Location:**	Coed Darcy	**Order Number:**	CD0744
Job:	H_ATKINS_LDC-224	**Customer:**	Atkins Global Ltd	**Report Number:**	289029
Client Reference:	Site Wide Trial Pitting	**Attention:**	Jack Lowrie	**Superseded Report:**	279167

Results Legend

#	ISO17025 accredited.
M	*m*CERTS accredited.
aq	Aqueous / settled sample.
diss.filt	Dissolved / filtered sample.
tot.unfilt	Total / unfiltered sample.
*	Subcontracted test.
**	% recovery of the surrogate standard to check the efficiency of the method. The results of individual compounds within samples aren't corrected for the recovery
(F)	Trigger breach confirmed
1-5&+§@	Sample deviation (see appendix)

Component	LOD/Units	Method	Customer Sample Ref.	IP 500	IP 500	IP 500	IP 500	IP 502	IP 502
			Depth (m)	1.50	2.50	3.50	4.50	1.00	2.20
			Sample Type	Soil/Solid	Soil/Solid	Soil/Solid	Soil/Solid	Soil/Solid	Soil/Solid
			Date Sampled	10/07/2014	10/07/2014	10/07/2014	10/07/2014	10/07/2014	10/07/2014
			Sample Time	.	.	.	.	.	.
			Date Received	12/07/2014	12/07/2014	12/07/2014	12/07/2014	12/07/2014	12/07/2014
			SDG Ref	140712-79	140712-79	140712-79	140712-79	140712-79	140712-79
			Lab Sample No.(s)	9610114	9610119	9610124	9610136	9610011	9610022
			AGS Reference						
Moisture Content Ratio	%	PM024		8.9	10	13	13	11	18
Soil Organic Matter (SOM)	<0.35 %	TM132					0.974 #		
pH	1 pH Units	TM133		6.85 M	7.13 M	6.17 M	6.6 M	8.18 M	6.61 M
Arsenic	<0.6 mg/kg	TM181		46.7 M	31.9 M	11 M	6.64 M	19.6 M	4.86 M
Cadmium	<0.02 mg/kg	TM181		0.983 M	0.946 M	0.379 M	0.243 M	0.148 M	0.2 M
Chromium	<0.9 mg/kg	TM181		13.1 M	15 M	14.7 M	15.1 M	16.1 M	10.4 M
Copper	<1.4 mg/kg	TM181		122 M	74.8 M	22.3 M	15 M	63.8 M	7.28 M
Lead	<0.7 mg/kg	TM181		249 M	150 M	28.1 M	23.4 M	61.7 M	12.1 M
Mercury	<0.14 mg/kg	TM181		<0.14 M	<0.14 M	<0.14 M	<0.14 M	<0.14 M	<0.14 M
Nickel	<0.2 mg/kg	TM181		22.8 M	22.9 M	27 M	24.8 M	22.4 M	6.91 M
Selenium	<1 mg/kg	TM181		<1 #	<1 #	<1 #	<1 #	<1 #	<1 #
Vanadium	<0.2 mg/kg	TM181		16.4 #	20.3 #	15 #	13.2 #	17.3 #	17 #
Zinc	<1.9 mg/kg	TM181		640 M	441 M	125 M	85.7 M	111 M	41.5 M

CERTIFICATE OF ANALYSIS

SDG:	140712-79	**Location:**	Coed Darcy	**Order Number:**	CD0744
Job:	H_ATKINS_LDC-224	**Customer:**	Atkins Global Ltd	**Report Number:**	289029
Client Reference:	Site Wide Trial Pitting	**Attention:**	Jack Lowrie	**Superseded Report:**	279167

Results Legend

#	ISO17025 accredited.
M	*m*CERTS accredited.
aq	Aqueous / settled sample.
diss.filt	Dissolved / filtered sample.
tot.unfilt	Total / unfiltered sample.
*	Subcontracted test.
**	% recovery of the surrogate standard to check the efficiency of the method. The results of individual compounds within samples aren't corrected for the recovery
(F)	Trigger breach confirmed
1-5&+§@	Sample deviation (see appendix)

Component	LOD/Units	Method	Customer Sample Ref.	IP 502	IP 502	IP 523	IP 523	IP 523	IP 523
			Depth (m)	2.70	3.50	1.50	2.50	3.00	3.50
			Sample Type	Soil/Solid	Soil/Solid	Soil/Solid	Soil/Solid	Soil/Solid	Soil/Solid
			Date Sampled	10/07/2014	10/07/2014	10/07/2014	10/07/2014	10/07/2014	10/07/2014
			Sample Time	.	.	.	.	.	.
			Date Received	12/07/2014	12/07/2014	12/07/2014	12/07/2014	12/07/2014	12/07/2014
			SDG Ref	140712-79	140712-79	140712-79	140712-79	140712-79	140712-79
			Lab Sample No.(s)	9610027	9610032	9610047	9610051	9610055	9610060
			AGS Reference						
Moisture Content Ratio	%	PM024		18	12	11	14	20	10
Soil Organic Matter (SOM)	<0.35 %	TM132							0.902 #
pH	1 pH Units	TM133		6.45 M	6.71 M	8.15 M	7.21 M	6.9 M	6.53 #
Arsenic	<0.6 mg/kg	TM181		9.36 M	8.22 M	21 M	3.92 M	11.6 M	10.1 #
Cadmium	<0.02 mg/kg	TM181		0.132 M	0.338 M	0.0261 M	0.0537 M	0.275 M	0.304 #
Chromium	<0.9 mg/kg	TM181		17.2 M	13.3 M	12.4 M	6.6 M	17.5 M	15.7 #
Copper	<1.4 mg/kg	TM181		11.9 M	11.3 M	47.1 M	3.11 M	14 M	16.4 #
Lead	<0.7 mg/kg	TM181		13.7 M	12.2 M	29.4 M	8.9 M	17.5 M	15.3 #
Mercury	<0.14 mg/kg	TM181		<0.14 M	<0.14 M	<0.14 M	<0.14 M	<0.14 M	<0.14 #
Nickel	<0.2 mg/kg	TM181		13.1 M	23 M	18.7 M	4.87 M	15.9 M	27.2 #
Selenium	<1 mg/kg	TM181		<1 #	<1 #	<1 #	<1 #	<1 #	<1 #
Vanadium	<0.2 mg/kg	TM181		21.9 #	14.2 #	15.4 #	9.86 #	21.4 #	17.8 #
Zinc	<1.9 mg/kg	TM181		29 M	66.7 M	87.3 M	12.5 M	40.8 M	85.1 #

CERTIFICATE OF ANALYSIS

SDG:	140712-79	**Location:**	Coed Darcy	**Order Number:**	CD0744
Job:	H_ATKINS_LDC-224	**Customer:**	Atkins Global Ltd	**Report Number:**	289029
Client Reference:	Site Wide Trial Pitting	**Attention:**	Jack Lowrie	**Superseded Report:**	279167

Results Legend

#	ISO17025 accredited.
M	*m*CERTS accredited.
aq	Aqueous / settled sample.
diss.filt	Dissolved / filtered sample.
tot.unfilt	Total / unfiltered sample.
*	Subcontracted test.
**	% recovery of the surrogate standard to check the efficiency of the method. The results of individual compounds within samples aren't corrected for the recovery
(F)	Trigger breach confirmed
1-5&+§@	Sample deviation (see appendix)

Component	LOD/Units	Method	Customer Sample Ref.	IP 524	IP 533	IP 533	IP 533	IP 533	TP 968
			Depth (m)	1.00	2.00	3.00	3.50	4.00	0.50
			Sample Type	Soil/Solid	Soil/Solid	Soil/Solid	Soil/Solid	Soil/Solid	Soil/Solid
			Date Sampled	10/07/2014	10/07/2014	10/07/2014	10/07/2014	10/07/2014	10/07/2014
			Sample Time	.	.	.	.	.	.
			Date Received	12/07/2014	12/07/2014	12/07/2014	12/07/2014	12/07/2014	12/07/2014
			SDG Ref	140712-79	140712-79	140712-79	140712-79	140712-79	140712-79
			Lab Sample No.(s)	9610037	9610064	9610068	9610076	9610080	9609961
			AGS Reference						
Moisture Content Ratio	%	PM024		8.9	10	60	19	10	12
Soil Organic Matter (SOM)	<0.35 %	TM132		2.28 #					
pH	1 pH Units	TM133		8.52 M	8.09 M	6.86 M	7.58 M	7.39 #	7.24 M
Arsenic	<0.6 mg/kg	TM181		10.8 M	45.9 M	11.3 M	8.45 M	9.08 #	19.9 M
Cadmium	<0.02 mg/kg	TM181		<0.02 M	0.218 M	0.576 M	0.235 M	0.408 #	0.0368 M
Chromium	<0.9 mg/kg	TM181		24 M	28 M	12.2 M	16 M	15 #	15.2 M
Copper	<1.4 mg/kg	TM181		17.9 M	416 M	23.9 M	7.07 M	15.5 #	31.6 M
Lead	<0.7 mg/kg	TM181		20.3 M	196 M	22.5 M	11.2 M	14.5 #	22.3 M
Mercury	<0.14 mg/kg	TM181		0.926 M	0.216 M	<0.14 M	<0.14 M	<0.14 #	<0.14 M
Nickel	<0.2 mg/kg	TM181		20.6 M	32.8 M	25.2 M	13.5 M	26.1 #	17 M
Selenium	<1 mg/kg	TM181		<1 #	<1 #	2.1 #	<1 #	<1 #	<1 #
Vanadium	<0.2 mg/kg	TM181		16.7 #	24.5 #	11.9 #	16.2 #	14.2 #	20.9 #
Zinc	<1.9 mg/kg	TM181		76.2 M	304 M	27.4 M	34.4 M	75.7 #	80.2 M

CERTIFICATE OF ANALYSIS

SDG:	140712-79	**Location:**	Coed Darcy	**Order Number:**	CD0744
Job:	H_ATKINS_LDC-224	**Customer:**	Atkins Global Ltd	**Report Number:**	289029
Client Reference:	Site Wide Trial Pitting	**Attention:**	Jack Lowrie	**Superseded Report:**	279167

Results Legend

#	ISO17025 accredited.
M	*m*CERTS accredited.
aq	Aqueous / settled sample.
diss.filt	Dissolved / filtered sample.
tot.unfilt	Total / unfiltered sample.
*	Subcontracted test.
**	% recovery of the surrogate standard to check the efficiency of the method. The results of individual compounds within samples aren't corrected for the recovery
(F)	Trigger breach confirmed
1-5&+§@	Sample deviation (see appendix)

Component	LOD/Units	Method	Customer Sample Ref.	TP 968	TP 968	TP 968	TP 971	TP 971	TP 971
			Depth (m)	1.50	2.50	3.50	0.50	1.50	2.50
			Sample Type	Soil/Solid	Soil/Solid	Soil/Solid	Soil/Solid	Soil/Solid	Soil/Solid
			Date Sampled	10/07/2014	10/07/2014	10/07/2014	10/07/2014	10/07/2014	10/07/2014
			Sample Time	.	.	.	.	.	.
			Date Received	12/07/2014	12/07/2014	12/07/2014	12/07/2014	12/07/2014	12/07/2014
			SDG Ref	140712-79	140712-79	140712-79	140712-79	140712-79	140712-79
			Lab Sample No.(s)	9609965	9609970	9609981	9610439	9610443	9610450
			AGS Reference						
Moisture Content Ratio	%	PM024		9.3	9	11	10	13	9
Soil Organic Matter (SOM)	<0.35 %	TM132			1.3 #				
pH	1 pH Units	TM133		7.62 M	7.19 M	7.38 M	6.76 M	6.39 M	7.1 M
Arsenic	<0.6 mg/kg	TM181		8.46 M	5.9 M	12 M	15.1 M	11.9 M	18.2 M
Cadmium	<0.02 mg/kg	TM181		0.332 M	0.248 M	0.327 M	0.538 M	0.319 M	0.122 M
Chromium	<0.9 mg/kg	TM181		12 M	7.35 M	12.2 M	19.4 M	23.1 M	23.7 M
Copper	<1.4 mg/kg	TM181		13.6 M	7.32 M	13.2 M	23.2 M	31.2 M	32.9 M
Lead	<0.7 mg/kg	TM181		13.7 M	8.85 M	13.6 M	26.4 M	30.1 M	24.2 M
Mercury	<0.14 mg/kg	TM181		<0.14 M	<0.14 M	<0.14 M	<0.14 M	<0.14 M	<0.14 M
Nickel	<0.2 mg/kg	TM181		24.2 M	16 M	25.3 M	26.6 M	51.3 M	45.6 M
Selenium	<1 mg/kg	TM181		<1 #	<1 #	<1 #	<1 #	<1 #	<1 #
Vanadium	<0.2 mg/kg	TM181		13.3 #	7.89 #	13 #	25 #	25.2 #	21.4 #
Zinc	<1.9 mg/kg	TM181		63.9 M	41 M	65.4 M	117 M	83.2 M	106 M

CERTIFICATE OF ANALYSIS

SDG:	140712-79	**Location:**	Coed Darcy	**Order Number:**	CD0744
Job:	H_ATKINS_LDC-224	**Customer:**	Atkins Global Ltd	**Report Number:**	289029
Client Reference:	Site Wide Trial Pitting	**Attention:**	Jack Lowrie	**Superseded Report:**	279167

Results Legend

#	ISO17025 accredited.
M	*m*CERTS accredited.
aq	Aqueous / settled sample.
diss.filt	Dissolved / filtered sample.
tot.unfilt	Total / unfiltered sample.
*	Subcontracted test.
**	% recovery of the surrogate standard to check the efficiency of the method. The results of individual compounds within samples aren't corrected for the recovery
(F)	Trigger breach confirmed
1-5&+§@	Sample deviation (see appendix)

Component	LOD/Units	Method	Customer Sample Ref.	TP 971	TP 1047	TP 1047	TP 1047	TP 1048	TP 1048
			Depth (m)	3.40	0.50	1.50	2.50	0.50	1.50
			Sample Type	Soil/Solid	Soil/Solid	Soil/Solid	Soil/Solid	Soil/Solid	Soil/Solid
			Date Sampled	10/07/2014	10/07/2014	10/07/2014	10/07/2014	10/07/2014	10/07/2014
			Sample Time	.	.	.	.	.	.
			Date Received	12/07/2014	12/07/2014	12/07/2014	12/07/2014	12/07/2014	12/07/2014
			SDG Ref	140712-79	140712-79	140712-79	140712-79	140712-79	140712-79
			Lab Sample No.(s)	9610454	9609888	9609895	9609903	9609907	9609914
			AGS Reference						
Moisture Content Ratio	%	PM024		9.1	9.2	8.6	10	7.9	11
Soil Organic Matter (SOM)	<0.35 %	TM132						1.76 #	
pH	1 pH Units	TM133		6.14 M	7.21 M	6.52 M	6.92 M	7.13 M	6.72 M
Arsenic	<0.6 mg/kg	TM181		13.4 M	17.3 M	8.93 M	8.16 M	11.7 M	12.6 M
Cadmium	<0.02 mg/kg	TM181		<0.2 M	<0.02 M	0.315 M	0.438 M	0.763 M	0.303 M
Chromium	<0.9 mg/kg	TM181		26.9 M	21.8 M	22.7 M	20.2 M	15.1 M	20.4 M
Copper	<1.4 mg/kg	TM181		38.5 M	40.2 M	33.2 M	28.1 M	24.1 M	30.1 M
Lead	<0.7 mg/kg	TM181		43.6 M	55.8 M	32.8 M	17.8 M	84.7 M	28.7 M
Mercury	<0.14 mg/kg	TM181		<0.14 M	<0.14 M	<0.14 M	<0.14 M	0.326 M	<0.14 M
Nickel	<0.2 mg/kg	TM181		59.9 M	50 M	55.6 M	45.5 M	25.2 M	47 M
Selenium	<1 mg/kg	TM181		<10 #	1.31 #	<1 #	<1 #	<1 #	<1 #
Vanadium	<0.2 mg/kg	TM181		27.9 #	22 #	22.3 #	19.2 #	14.7 #	21.2 #
Zinc	<1.9 mg/kg	TM181		135 M	153 M	114 M	103 M	83.2 M	102 M

CERTIFICATE OF ANALYSIS

SDG:	140712-79	**Location:**	Coed Darcy	**Order Number:**	CD0744
Job:	H_ATKINS_LDC-224	**Customer:**	Atkins Global Ltd	**Report Number:**	289029
Client Reference:	Site Wide Trial Pitting	**Attention:**	Jack Lowrie	**Superseded Report:**	279167

Results Legend

#	ISO17025 accredited.
M	*m*CERTS accredited.
aq	Aqueous / settled sample.
diss.filt	Dissolved / filtered sample.
tot.unfilt	Total / unfiltered sample.
*	Subcontracted test.
**	% recovery of the surrogate standard to check the efficiency of the method. The results of individual compounds within samples aren't corrected for the recovery
(F)	Trigger breach confirmed
1-5&+§@	Sample deviation (see appendix)

Component	LOD/Units	Method	Customer Sample Ref.	TP 1048	TP 1048	TP 1048	TP 1049	TP 1049	TP 1049
			Depth (m)	2.50	3.50	4.00	0.50	1.50	2.50
			Sample Type	Soil/Solid	Soil/Solid	Soil/Solid	Soil/Solid	Soil/Solid	Soil/Solid
			Date Sampled	10/07/2014	10/07/2014	10/07/2014	10/07/2014	10/07/2014	10/07/2014
			Sample Time	.	.	.	.	.	.
			Date Received	12/07/2014	12/07/2014	12/07/2014	12/07/2014	12/07/2014	12/07/2014
			SDG Ref	140712-79	140712-79	140712-79	140712-79	140712-79	140712-79
			Lab Sample No.(s)	9609918	9609928	9609932	9609936	9609941	9609945
			AGS Reference						
Moisture Content Ratio	%	PM024		7.7	5.1	10	17	12	11
Soil Organic Matter (SOM)	<0.35 %	TM132						1.51 #	
pH	1 pH Units	TM133		7.33 M	6.76	6.13 M	6.72 M	7.06 M	6.77 M
Arsenic	<0.6 mg/kg	TM181		3.42 M	13.2	35.4 M	17 M	19.4 M	11.9 M
Cadmium	<0.02 mg/kg	TM181		0.278 M	0.312	0.312 M	0.0946 M	0.314 M	0.328 M
Chromium	<0.9 mg/kg	TM181		24 M	18.2	23.2 M	17.2 M	12.3 M	16.2 M
Copper	<1.4 mg/kg	TM181		31.9 M	70.3	33.1 M	27.1 M	14.9 M	22.1 M
Lead	<0.7 mg/kg	TM181		20.9 M	43.8	22.4 M	21.2 M	16.3 M	17.8 M
Mercury	<0.14 mg/kg	TM181		<0.14 M	<0.14	<0.14 M	<0.14 M	<0.14 M	<0.14 M
Nickel	<0.2 mg/kg	TM181		66.2 M	43.3	49.8 M	23.1 M	23 M	32.8 M
Selenium	<1 mg/kg	TM181		<1 #	<1	<1 #	<1 #	<1 #	<1 #
Vanadium	<0.2 mg/kg	TM181		26.4 #	25.8	23.6 #	22.8 #	13.1 #	17.3 #
Zinc	<1.9 mg/kg	TM181		135 M	93	109 M	100 M	63.5 M	83 M

CERTIFICATE OF ANALYSIS

SDG:	140712-79	**Location:**	Coed Darcy	**Order Number:**	CD0744
Job:	H_ATKINS_LDC-224	**Customer:**	Atkins Global Ltd	**Report Number:**	289029
Client Reference:	Site Wide Trial Pitting	**Attention:**	Jack Lowrie	**Superseded Report:**	279167

Results Legend

#	ISO17025 accredited.
M	*m*CERTS accredited.
aq	Aqueous / settled sample.
diss.filt	Dissolved / filtered sample.
tot.unfilt	Total / unfiltered sample.
*	Subcontracted test.
**	% recovery of the surrogate standard to check the efficiency of the method. The results of individual compounds within samples aren't corrected for the recovery
(F)	Trigger breach confirmed
1-5&+§@	Sample deviation (see appendix)

Component	LOD/Units	Method	Customer Sample Ref.	TP 1049	TP 1049	TP 1058	TPE1046	TPE1046	TPE1046
			Depth (m)	3.50	4.50	4.50	0.50	1.50	2.50
			Sample Type	Soil/Solid	Soil/Solid	Soil/Solid	Soil/Solid	Soil/Solid	Soil/Solid
			Date Sampled	10/07/2014	10/07/2014	10/07/2014	10/07/2014	10/07/2014	10/07/2014
			Sample Time	.	.	.	.	.	.
			Date Received	12/07/2014	12/07/2014	12/07/2014	12/07/2014	12/07/2014	12/07/2014
			SDG Ref	140712-79	140712-79	140712-79	140712-79	140712-79	140712-79
			Lab Sample No.(s)	9609952	9609957	9609882	9609816	9609820	9609824
			AGS Reference						
Moisture Content Ratio	%	PM024		11	12	11	9.1	13	16
pH	1 pH Units	TM133		6.24 M	6.35 M	6.58 M	7.41 M	6.21 M	6 #
Arsenic	<0.6 mg/kg	TM181		9.47 M	13.8 M	12.1 M	11.9 M	13.4 M	20.8 #
Cadmium	<0.02 mg/kg	TM181		0.333 M	0.489 M	0.0887 M	0.497 M	0.368 M	<0.2 #
Chromium	<0.9 mg/kg	TM181		12.7 M	13.6 M	20.8 M	16.1 M	15.6 M	19.2 #
Copper	<1.4 mg/kg	TM181		13.6 M	20.7 M	47.3 M	19.9 M	12 M	23.3 #
Lead	<0.7 mg/kg	TM181		12.5 M	18 M	29.2 M	20.7 M	20.8 M	27.8 #
Mercury	<0.14 mg/kg	TM181		<0.14 M	<0.14 M	<0.14 M	<0.14 M	<0.14 M	<0.14 #
Nickel	<0.2 mg/kg	TM181		27.5 M	32.3 M	46.4 M	25.8 M	39.8 M	66.5 #
Selenium	<1 mg/kg	TM181		<1 #	<1 #	<1 #	<1 #	<1 #	<10 #
Vanadium	<0.2 mg/kg	TM181		13 #	14.4 #	20.4 #	18.9 #	19.5 #	30.7 #
Zinc	<1.9 mg/kg	TM181		69.7 M	82.5 M	108 M	96.3 M	74.3 M	109 #

CERTIFICATE OF ANALYSIS

SDG:	140712-79	**Location:**	Coed Darcy	**Order Number:**	CD0744
Job:	H_ATKINS_LDC-224	**Customer:**	Atkins Global Ltd	**Report Number:**	289029
Client Reference:	Site Wide Trial Pitting	**Attention:**	Jack Lowrie	**Superseded Report:**	279167

Results Legend

#	ISO17025 accredited.
M	*m*CERTS accredited.
aq	Aqueous / settled sample.
diss.filt	Dissolved / filtered sample.
tot.unfilt	Total / unfiltered sample.
*	Subcontracted test.
**	% recovery of the surrogate standard to check the efficiency of the method. The results of individual compounds within samples aren't corrected for the recovery
(F)	Trigger breach confirmed
1-5&+§@	Sample deviation (see appendix)

Component	LOD/Units	Method	Customer Sample Ref.	TPE1046	TPE1058	TPE1058	TPE1058	TPE1058	TPE1059
			Depth (m)	3.50	0.50	1.50	2.50	3.50	0.50
			Sample Type	Soil/Solid	Soil/Solid	Soil/Solid	Soil/Solid	Soil/Solid	Soil/Solid
			Date Sampled	10/07/2014	10/07/2014	10/07/2014	10/07/2014	10/07/2014	10/07/2014
			Sample Time	.	.	.	.	.	.
			Date Received	12/07/2014	12/07/2014	12/07/2014	12/07/2014	12/07/2014	12/07/2014
			SDG Ref	140712-79	140712-79	140712-79	140712-79	140712-79	140712-79
			Lab Sample No.(s)	9609828	9609857	9609865	9609871	9609877	9609844
			AGS Reference						
Moisture Content Ratio	%	PM024		14	8.9	14	14	12	9.1
Soil Organic Matter (SOM)	<0.35 %	TM132		74.1 #			3.41 #		
pH	1 pH Units	TM133		5.75 M	7.3 M	6.66 M	6.97 M	6.67 M	7 M
Arsenic	<0.6 mg/kg	TM181		66.9 M	44 M	11.5 M	8.73 M	13.1 M	21.5 M
Cadmium	<0.02 mg/kg	TM181		0.216 M	2.42 M	0.436 M	0.254 M	0.153 M	0.704 M
Chromium	<0.9 mg/kg	TM181		7.49 M	45.9 M	14.4 M	14 M	19.1 M	14.8 M
Copper	<1.4 mg/kg	TM181		36.4 M	96.6 M	20 M	24.5 M	43.1 M	38.7 M
Lead	<0.7 mg/kg	TM181		33.7 M	485 M	18.7 M	18.7 M	29.5 M	39.5 M
Mercury	<0.14 mg/kg	TM181		0.728 M	1.72 M	<0.14 M	<0.14 M	<0.14 M	<0.14 M
Nickel	<0.2 mg/kg	TM181		20.5 M	35.4 M	21.6 M	27.5 M	46.5 M	32.5 M
Selenium	<1 mg/kg	TM181		2.81 #	<1 #	<1	<1 #	<1 #	<1 #
Vanadium	<0.2 mg/kg	TM181		30.2 #	21.6 #	17.2	17.5 #	25.8 #	17.6 #
Zinc	<1.9 mg/kg	TM181		27.4 M	378 M	67.7 M	67.5 M	96.5 M	114 M

CERTIFICATE OF ANALYSIS

SDG:	140712-79	**Location:**	Coed Darcy	**Order Number:**	CD0744
Job:	H_ATKINS_LDC-224	**Customer:**	Atkins Global Ltd	**Report Number:**	289029
Client Reference:	Site Wide Trial Pitting	**Attention:**	Jack Lowrie	**Superseded Report:**	279167

Results Legend

#	ISO17025 accredited.
M	*m*CERTS accredited.
aq	Aqueous / settled sample.
diss.filt	Dissolved / filtered sample.
tot.unfilt	Total / unfiltered sample.
*	Subcontracted test.
**	% recovery of the surrogate standard to check the efficiency of the method. The results of individual compounds within samples aren't corrected for the recovery
(F)	Trigger breach confirmed
1-5&+§@	Sample deviation (see appendix)

Component	LOD/Units	Method	Customer Sample Ref.	TPE1059	TPE1059	TPE1060	TPE1060		
			Depth (m)	1.50	2.60	0.50	1.50		
			Sample Type	Soil/Solid	Soil/Solid	Soil/Solid	Soil/Solid		
			Date Sampled	10/07/2014	10/07/2014	10/07/2014	10/07/2014		
			Sample Time	.	.	.	.		
			Date Received	12/07/2014	12/07/2014	12/07/2014	12/07/2014		
			SDG Ref	140712-79	140712-79	140712-79	140712-79		
			Lab Sample No.(s)	9609849	9609853	9609835	9609840		
			AGS Reference						
Moisture Content Ratio	%	PM024		14	11	12	14		
pH	1 pH Units	TM133		7.22 M	6.4 M	4.95 M	6.09 M		
Arsenic	<0.6 mg/kg	TM181		7.82 M	22.5 M	25.8 M	42.8 M		
Cadmium	<0.02 mg/kg	TM181		0.293 M	0.316 M	0.622 M	1.59 M		
Chromium	<0.9 mg/kg	TM181		18.5 M	19.5 M	16.7 M	18.6 M		
Copper	<1.4 mg/kg	TM181		21.3 M	30 M	36.8 M	25.4 M		
Lead	<0.7 mg/kg	TM181		19.6 M	23.5 M	33.2 M	35.4 M		
Mercury	<0.14 mg/kg	TM181		<0.14 M	<0.14 M	<0.14 M	<0.14 M		
Nickel	<0.2 mg/kg	TM181		40 M	48.5 M	29.3 M	62.7 M		
Selenium	<1 mg/kg	TM181		<1 #	<1 #	<1 #	<10 #		
Vanadium	<0.2 mg/kg	TM181		18.4 #	20.4 #	21.8 #	29.4 #		
Zinc	<1.9 mg/kg	TM181		89.3 M	101 M	99.6 M	232 M		

CERTIFICATE OF ANALYSIS

SDG:	140712-79	**Location:**	Coed Darcy	**Order Number:**	CD0744
Job:	H_ATKINS_LDC-224	**Customer:**	Atkins Global Ltd	**Report Number:**	289029
Client Reference:	Site Wide Trial Pitting	**Attention:**	Jack Lowrie	**Superseded Report:**	279167

PAH by GCMS

Results Legend

#	ISO17025 accredited.
M	*m*CERTS accredited.
aq	Aqueous / settled sample.
diss.filt	Dissolved / filtered sample.
tot.unfilt	Total / unfiltered sample.
*	Subcontracted test.
**	% recovery of the surrogate standard to check the efficiency of the method. The results of individual compounds within samples aren't corrected for the recovery
(F)	Trigger breach confirmed
1-5&+§@	Sample deviation (see appendix)

Component	LOD/Units	Method	Customer Sample Ref.	IP 220	IP 220	IP 234	IP 234	IP 234	IP 235
			Depth (m)	0.50	1.50	0.50	1.50	2.00	0.50
			Sample Type	Soil/Solid	Soil/Solid	Soil/Solid	Soil/Solid	Soil/Solid	Soil/Solid
			Date Sampled	10/07/2014	10/07/2014	10/07/2014	10/07/2014	10/07/2014	10/07/2014
			Sample Time	.	.	.	.	.	.
			Date Received	12/07/2014	12/07/2014	12/07/2014	12/07/2014	12/07/2014	12/07/2014
			SDG Ref	140712-79	140712-79	140712-79	140712-79	140712-79	140712-79
			Lab Sample No.(s)	9610429	9610434	9610273	9610277	9610281	9610285
			AGS Reference						
Naphthalene-d8 % recovery**	%	TM218		84	90.8	89.4	106	100	87
Acenaphthene-d10 % recovery**	%	TM218		85.5	95.3	90.5	100	98	85
Phenanthrene-d10 % recovery**	%	TM218		83.1	95.9	84.8	92.9	93.3	84.5
Chrysene-d12 % recovery**	%	TM218		70.5	95.8	89.4	83.4	86	94.9
Perylene-d12 % recovery**	%	TM218		70.1	102	89.2	90.7	85.7	89.5
Naphthalene	<9 µg/kg	TM218		<9 M	646 M	<9 M	16.6 M	110 M	22.8 M
Acenaphthylene	<12 µg/kg	TM218		<12 M	49.9 M	<12 M	<12 M	<12 M	<12 M
Acenaphthene	<8 µg/kg	TM218		<8 M	70.4 M	<8 M	<8 M	220 M	<8 M
Fluorene	<10 µg/kg	TM218		<10 M	276 M	<10 M	<10 M	173 M	<10 M
Phenanthrene	<15 µg/kg	TM218		41.9 M	452 M	53.1 M	91.3 M	1530 M	134 M
Anthracene	<16 µg/kg	TM218		<16 M	121 M	<16 M	<16 M	424 M	<16 M
Fluoranthene	<17 µg/kg	TM218		<17 M	204 M	40.5 M	84.7 M	2210 M	138 M
Pyrene	<15 µg/kg	TM218		<15 M	217 M	41.2 M	63.3 M	1890 M	89.5 M
Benz(a)anthracene	<14 µg/kg	TM218		<14 M	112 M	19.2 M	40.1 M	949 M	74.6 M
Chrysene	<10 µg/kg	TM218		<10 M	186 M	36.4 M	62.3 M	967 M	134 M
Benzo(b)fluoranthene	<15 µg/kg	TM218		<15 M	212 M	52.1 M	42.5 M	932 M	175 M
Benzo(k)fluoranthene	<14 µg/kg	TM218		<14 M	72 M	<14 M	20.3 M	437 M	53 M
Benzo(a)pyrene	<15 µg/kg	TM218		<15 M	96.5 M	20.2 M	31.7 M	780 M	88 M
Indeno(1,2,3-cd)pyrene	<18 µg/kg	TM218		<18 M	77.3 M	<18 M	22.9 M	412 M	66.7 M
Dibenzo(a,h)anthracene	<23 µg/kg	TM218		<23 M	27.4 M	<23 M	<23 M	131 M	29.1 M
Benzo(g,h,i)perylene	<24 µg/kg	TM218		<24 M	96 M	<24 M	31.9 M	522 M	82.8 M
PAH, Total Detected USEPA 16	<118 µg/kg	TM218		<118	2910	263	508	11700	1090

CERTIFICATE OF ANALYSIS

SDG:	140712-79	**Location:**	Coed Darcy	**Order Number:**	CD0744
Job:	H_ATKINS_LDC-224	**Customer:**	Atkins Global Ltd	**Report Number:**	289029
Client Reference:	Site Wide Trial Pitting	**Attention:**	Jack Lowrie	**Superseded Report:**	279167

PAH by GCMS

Results Legend

#	ISO17025 accredited.
M	*m*CERTS accredited.
aq	Aqueous / settled sample.
diss.filt	Dissolved / filtered sample.
tot.unfilt	Total / unfiltered sample.
*	Subcontracted test.
**	% recovery of the surrogate standard to check the efficiency of the method. The results of individual compounds within samples aren't corrected for the recovery
(F)	Trigger breach confirmed
1-5&+§@	Sample deviation (see appendix)

Component	LOD/Units	Method	Customer Sample Ref.	IP 235	IP 236	IP 236	IP 236	IP 237	IP 237
			Depth (m)	1.50	0.50	1.50	3.00	0.50	1.50
			Sample Type	Soil/Solid	Soil/Solid	Soil/Solid	Soil/Solid	Soil/Solid	Soil/Solid
			Date Sampled	10/07/2014	10/07/2014	10/07/2014	10/07/2014	10/07/2014	10/07/2014
			Sample Time	.	.	.	.	.	.
			Date Received	12/07/2014	12/07/2014	12/07/2014	12/07/2014	12/07/2014	12/07/2014
			SDG Ref	140712-79	140712-79	140712-79	140712-79	140712-79	140712-79
			Lab Sample No.(s)	9610289	9610261	9610265	9610269	9610257	9610241
			AGS Reference						
Naphthalene-d8 % recovery**	%	TM218		106	98.7	97.1	97.5	98.3	94.8
Acenaphthene-d10 % recovery**	%	TM218		101	97	97.5	94.8	94.5	93.7
Phenanthrene-d10 % recovery**	%	TM218		98.6	93.7	95.7	92.6	94.8	91.9
Chrysene-d12 % recovery**	%	TM218		86.3	82.3	89.8	81.6	93.6	82.1
Perylene-d12 % recovery**	%	TM218		79.4	83.4	94.7	82.1	96.7	86.2
Naphthalene	<9 µg/kg	TM218		34.2 #	<9 M	10.9 M	<9 M	<9 M	<9 M
Acenaphthylene	<12 µg/kg	TM218		<12 #	<12 M	<12 M	<12 M	<12 M	<12 M
Acenaphthene	<8 µg/kg	TM218		<8 #	<8 M	<8 M	<8 M	<8 M	<8 M
Fluorene	<10 µg/kg	TM218		<10 #	<10 M	<10 M	<10 M	<10 M	<10 M
Phenanthrene	<15 µg/kg	TM218		112 #	54.3 M	65.4 M	34.2 M	38.3 M	22.7 M
Anthracene	<16 µg/kg	TM218		<16 #	<16 M	<16 M	<16 M	<16 M	<16 M
Fluoranthene	<17 µg/kg	TM218		36.7 #	29.6 M	27.1 M	<17 M	<17 M	<17 M
Pyrene	<15 µg/kg	TM218		27.9 #	33.4 M	18.4 M	<15 M	25.4 M	<15 M
Benz(a)anthracene	<14 µg/kg	TM218		18.8 #	<14 M	<14 M	<14 M	<14 M	<14 M
Chrysene	<10 µg/kg	TM218		44.4 #	32.3 M	26.4 M	<10 M	22.1 M	<10 M
Benzo(b)fluoranthene	<15 µg/kg	TM218		31.1 #	42.1 M	31.8 M	<15 M	34.3 M	<15 M
Benzo(k)fluoranthene	<14 µg/kg	TM218		<14 #	<14 M	<14 M	<14 M	<14 M	<14 M
Benzo(a)pyrene	<15 µg/kg	TM218		<15 #	<15 M	<15 M	<15 M	<15 M	<15 M
Indeno(1,2,3-cd)pyrene	<18 µg/kg	TM218		<18 #	<18 M	<18 M	<18 M	<18 M	<18 M
Dibenzo(a,h)anthracene	<23 µg/kg	TM218		<23 #	<23 M	<23 M	<23 M	<23 M	<23 M
Benzo(g,h,i)perylene	<24 µg/kg	TM218		<24 #	29.7 M	<24 M	<24 M	<24 M	<24 M
PAH, Total Detected USEPA 16	<118 µg/kg	TM218		305	221	180	<118	120	<118

CERTIFICATE OF ANALYSIS

SDG:	140712-79	**Location:**	Coed Darcy	**Order Number:**	CD0744
Job:	H_ATKINS_LDC-224	**Customer:**	Atkins Global Ltd	**Report Number:**	289029
Client Reference:	Site Wide Trial Pitting	**Attention:**	Jack Lowrie	**Superseded Report:**	279167

PAH by GCMS

Results Legend

#	ISO17025 accredited.
M	*m*CERTS accredited.
aq	Aqueous / settled sample.
diss.filt	Dissolved / filtered sample.
tot.unfilt	Total / unfiltered sample.
*	Subcontracted test.
**	% recovery of the surrogate standard to check the efficiency of the method. The results of individual compounds within samples aren't corrected for the recovery
(F)	Trigger breach confirmed
1-5&+§@	Sample deviation (see appendix)

Component	LOD/Units	Method	Customer Sample Ref.	IP 237	IP 255	IP 255	IP 257	IP 258	IP 258
			Depth (m)	1.51	0.50	1.50	0.50	0.30	2.00
			Sample Type	Soil/Solid	Soil/Solid	Soil/Solid	Soil/Solid	Soil/Solid	Soil/Solid
			Date Sampled	10/07/2014	10/07/2014	10/07/2014	10/07/2014	10/07/2014	10/07/2014
			Sample Time	.	.	.	.	.	.
			Date Received	12/07/2014	12/07/2014	12/07/2014	12/07/2014	12/07/2014	12/07/2014
			SDG Ref	140712-79	140712-79	140712-79	140712-79	140712-79	140712-79
			Lab Sample No.(s)	9610251	9610398	9610412	9610416	9610363	9610367
			AGS Reference						
Naphthalene-d8 % recovery**	%	TM218		95.1	104	94.8	100	99.4	88.9
Acenaphthene-d10 % recovery**	%	TM218		92.7	104	90.5	101	99.2	90.2
Phenanthrene-d10 % recovery**	%	TM218		90.6	103	92.5	98.7	97.3	95
Chrysene-d12 % recovery**	%	TM218		78.6	98	88.3	96.6	92.3	83.4
Perylene-d12 % recovery**	%	TM218		77.2	104	91.4	101	93.7	91.9
Naphthalene	<9 µg/kg	TM218		16.3 #	11.5 M	<9 M	<9 M	<9 M	<9 M
Acenaphthylene	<12 µg/kg	TM218		<12 #	<12 M	<12 M	<12 M	<12 M	<12 M
Acenaphthene	<8 µg/kg	TM218		<8 #	<8 M	<8 M	<8 M	<8 M	<8 M
Fluorene	<10 µg/kg	TM218		<10 #	39.2 M	<10 M	<10 M	<10 M	<10 M
Phenanthrene	<15 µg/kg	TM218		22.2 #	72.4 M	<15 M	<15 M	51.8 M	80.2 M
Anthracene	<16 µg/kg	TM218		<16 #	65.8 M	<16 M	<16 M	<16 M	<16 M
Fluoranthene	<17 µg/kg	TM218		<17 #	90.7 M	<17 M	<17 M	39.2 M	<17 M
Pyrene	<15 µg/kg	TM218		<15 #	213 M	<15 M	<15 M	30 M	<15 M
Benz(a)anthracene	<14 µg/kg	TM218		<14 #	29.3 M	<14 M	<14 M	<14 M	<14 M
Chrysene	<10 µg/kg	TM218		<10 #	47.4 M	<10 M	<10 M	47.1 M	<10 M
Benzo(b)fluoranthene	<15 µg/kg	TM218		<15 #	70.1 M	<15 M	<15 M	59.1 M	<15 M
Benzo(k)fluoranthene	<14 µg/kg	TM218		<14 #	<14 M	<14 M	<14 M	<14 M	<14 M
Benzo(a)pyrene	<15 µg/kg	TM218		<15 #	26.7 M	<15 M	<15 M	19.7 M	<15 M
Indeno(1,2,3-cd)pyrene	<18 µg/kg	TM218		<18 #	<18 M	<18 M	<18 M	<18 M	<18 M
Dibenzo(a,h)anthracene	<23 µg/kg	TM218		<23 #	<23 M	<23 M	<23 M	<23 M	<23 M
Benzo(g,h,i)perylene	<24 µg/kg	TM218		<24 #	45.5 M	<24 M	<24 M	<24 M	<24 M
PAH, Total Detected USEPA 16	<118 µg/kg	TM218		<118	712	<118	<118	247	<118

CERTIFICATE OF ANALYSIS

SDG:	140712-79	**Location:**	Coed Darcy	**Order Number:**	CD0744
Job:	H_ATKINS_LDC-224	**Customer:**	Atkins Global Ltd	**Report Number:**	289029
Client Reference:	Site Wide Trial Pitting	**Attention:**	Jack Lowrie	**Superseded Report:**	279167

PAH by GCMS

Results Legend	
#	ISO17025 accredited.
M	*m*CERTS accredited.
aq	Aqueous / settled sample.
diss.filt	Dissolved / filtered sample.
tot.unfilt	Total / unfiltered sample.
*	Subcontracted test.
**	% recovery of the surrogate standard to check the efficiency of the method. The results of individual compounds within samples aren't corrected for the recovery
(F)	Trigger breach confirmed
1-5&+§@	Sample deviation (see appendix)

Component	LOD/Units	Method	Customer Sample Ref.	IP 258	IP 279	IP 279	IP 280	IP 280	IP 281
			Depth (m)	3.00	0.50	1.50	1.00	2.00	1.00
			Sample Type	Soil/Solid	Soil/Solid	Soil/Solid	Soil/Solid	Soil/Solid	Soil/Solid
			Date Sampled	10/07/2014	10/07/2014	10/07/2014	10/07/2014	10/07/2014	10/07/2014
			Sample Time	.	.	.	.	.	.
			Date Received	12/07/2014	12/07/2014	12/07/2014	12/07/2014	12/07/2014	12/07/2014
			SDG Ref	140712-79	140712-79	140712-79	140712-79	140712-79	140712-79
			Lab Sample No.(s)	9610375	9610355	9610359	9610381	9610385	9610389
			AGS Reference						
Naphthalene-d8 % recovery**	%	TM218		104	99.6	96.9	99.6	108	97.9
Acenaphthene-d10 % recovery**	%	TM218		103	97.1	93	100	108	97.7
Phenanthrene-d10 % recovery**	%	TM218		100	97.1	92.1	98.1	104	95.6
Chrysene-d12 % recovery**	%	TM218		73.3	99.3	82.4	93.8	83.6	89.6
Perylene-d12 % recovery**	%	TM218		74.7	109	84.7	96.3	86.2	89.1
Naphthalene	<9 µg/kg	TM218		29.4 M	<9 M	<9 #	<9 M	11.7 M	<9 M
Acenaphthylene	<12 µg/kg	TM218		<12 M	<12 M	<12 #	<12 M	<12 M	<12 M
Acenaphthene	<8 µg/kg	TM218		<8 M	<8 M	<8 #	<8 M	<8 M	<8 M
Fluorene	<10 µg/kg	TM218		93.3 M	<10 M	<10 #	<10 M	<10 M	<10 M
Phenanthrene	<15 µg/kg	TM218		276 M	<15 M	<15 #	21.7 M	61.4 M	25.4 M
Anthracene	<16 µg/kg	TM218		<16 M	<16 M	<16 #	<16 M	<16 M	<16 M
Fluoranthene	<17 µg/kg	TM218		20.5 M	<17 M	<17 #	<17 M	<17 M	<17 M
Pyrene	<15 µg/kg	TM218		26.2 M	<15 M	<15 #	33.5 M	79.9 M	50.5 M
Benz(a)anthracene	<14 µg/kg	TM218		<14 M	<14 M	<14 #	<14 M	<14 M	<14 M
Chrysene	<10 µg/kg	TM218		71.5 M	<10 M	<10 #	<10 M	27 M	20.7 M
Benzo(b)fluoranthene	<15 µg/kg	TM218		21.3 M	<15 M	<15 #	25.2 M	63.6 M	87.4 M
Benzo(k)fluoranthene	<14 µg/kg	TM218		<14 M	<14 M	<14 #	<14 M	<14 M	<14 M
Benzo(a)pyrene	<15 µg/kg	TM218		<15 M	<15 M	<15 #	<15 M	<15 M	<15 M
Indeno(1,2,3-cd)pyrene	<18 µg/kg	TM218		<18 M	<18 M	<18 #	<18 M	<18 M	<18 M
Dibenzo(a,h)anthracene	<23 µg/kg	TM218		<23 M	<23 M	<23 #	<23 M	<23 M	<23 M
Benzo(g,h,i)perylene	<24 µg/kg	TM218		<24 M	<24 M	<24 #	<24 M	<24 M	<24 M
PAH, Total Detected USEPA 16	<118 µg/kg	TM218		538	<118	<118	<118	244	184

CERTIFICATE OF ANALYSIS

SDG:	140712-79	**Location:**	Coed Darcy	**Order Number:**	CD0744
Job:	H_ATKINS_LDC-224	**Customer:**	Atkins Global Ltd	**Report Number:**	289029
Client Reference:	Site Wide Trial Pitting	**Attention:**	Jack Lowrie	**Superseded Report:**	279167

PAH by GCMS

Results Legend

#	ISO17025 accredited.
M	*m*CERTS accredited.
aq	Aqueous / settled sample.
diss.filt	Dissolved / filtered sample.
tot.unfilt	Total / unfiltered sample.
*	Subcontracted test.
**	% recovery of the surrogate standard to check the efficiency of the method. The results of individual compounds within samples aren't corrected for the recovery
(F)	Trigger breach confirmed
1-5&+§@	Sample deviation (see appendix)

Component	LOD/Units	Method	Customer Sample Ref.	Depth (m)	Sample Type	Date Sampled	Sample Time	Date Received	SDG Ref	Lab Sample No.(s)	AGS Reference
Naphthalene-d8 % recovery**	%	TM218	IP 281	2.00	Soil/Solid	10/07/2014	.	12/07/2014	140712-79	9610393	
			108								
Acenaphthene-d10 % recovery**	%	TM218	IP 287	0.50	Soil/Solid	10/07/2014	.	12/07/2014	140712-79	9610420	
			98.8								
Phenanthrene-d10 % recovery**	%	TM218	IP 287	1.00	Soil/Solid	10/07/2014	.	12/07/2014	140712-79	9610424	
			94.8								
Chrysene-d12 % recovery**	%	TM218	IP 289	0.50	Soil/Solid	10/07/2014	.	12/07/2014	140712-79	9610237	
			96.2								
Perylene-d12 % recovery**	%	TM218	IP 310	0.50	Soil/Solid	10/07/2014	.	12/07/2014	140712-79	9610219	
			94.7								
			IP 310	1.50	Soil/Solid	10/07/2014	.	12/07/2014	140712-79	9610224	
			93.9								
Naphthalene	<9 µg/kg	TM218	<9 M	47.3 M	42.4 M	20.2 M	15.6 M	<9 M			
Acenaphthylene	<12 µg/kg	TM218	<12 M	<12 M	<12 M	<12 M	<12 M	<12 M			
Acenaphthene	<8 µg/kg	TM218	<8 M	25.5 M	<8 M	<8 M	<8 M	<8 M			
Fluorene	<10 µg/kg	TM218	<10 M	<10 M	42.7 M	<10 M	<10 M	<10 M			
Phenanthrene	<15 µg/kg	TM218	58.3 M	<15 M	129 M	124 M	116 M	46.7 M			
Anthracene	<16 µg/kg	TM218	<16 M	<16 M	25.4 M	<16 M	<16 M	<16 M			
Fluoranthene	<17 µg/kg	TM218	<17 M	<17 M	67.4 M	101 M	114 M	<17 M			
Pyrene	<15 µg/kg	TM218	116 M	<15 M	92 M	74 M	81.4 M	<15 M			
Benz(a)anthracene	<14 µg/kg	TM218	23.9 M	<14 M	22.7 M	37.9 M	73.5 M	<14 M			
Chrysene	<10 µg/kg	TM218	39.7 M	<10 M	53.9 M	94.9 M	124 M	23.2 M			
Benzo(b)fluoranthene	<15 µg/kg	TM218	130 M	31 M	52.6 M	105 M	110 M	28.3 M			
Benzo(k)fluoranthene	<14 µg/kg	TM218	<14 M	<14 M	24.7 M	32.7 M	46.1 M	<14 M			
Benzo(a)pyrene	<15 µg/kg	TM218	<15 M	<15 M	29 M	51.3 M	67 M	<15 M			
Indeno(1,2,3-cd)pyrene	<18 µg/kg	TM218	<18 M	<18 M	26.2 M	39.1 M	47.3 M	<18 M			
Dibenzo(a,h)anthracene	<23 µg/kg	TM218	<23 M	<23 M	<23 M	<23 M	<23 M	<23 M			
Benzo(g,h,i)perylene	<24 µg/kg	TM218	<24 M	<24 M	61.7 M	45.5 M	56.3 M	<24 M			
PAH, Total Detected USEPA 16	<118 µg/kg	TM218	367	<118	670	726	851	<118			

CERTIFICATE OF ANALYSIS

SDG:	140712-79	**Location:**	Coed Darcy	**Order Number:**	CD0744
Job:	H_ATKINS_LDC-224	**Customer:**	Atkins Global Ltd	**Report Number:**	289029
Client Reference:	Site Wide Trial Pitting	**Attention:**	Jack Lowrie	**Superseded Report:**	279167

PAH by GCMS

Results Legend	
#	ISO17025 accredited.
M	*m*CERTS accredited.
aq	Aqueous / settled sample.
diss.filt	Dissolved / filtered sample.
tot.unfilt	Total / unfiltered sample.
*	Subcontracted test.
**	% recovery of the surrogate standard to check the efficiency of the method. The results of individual compounds within samples aren't corrected for the recovery
(F)	Trigger breach confirmed
1-5&+§@	Sample deviation (see appendix)

Component	LOD/Units	Method	Customer Sample Ref.	IP 310	IP 310	IP 311	IP 311	IP 321	IP 321
			Depth (m)	2.50	3.50	0.50	1.00	0.50	1.50
			Sample Type	Soil/Solid	Soil/Solid	Soil/Solid	Soil/Solid	Soil/Solid	Soil/Solid
			Date Sampled	10/07/2014	10/07/2014	10/07/2014	10/07/2014	10/07/2014	10/07/2014
			Sample Time	.	.	.	.	.	.
			Date Received	12/07/2014	12/07/2014	12/07/2014	12/07/2014	12/07/2014	12/07/2014
			SDG Ref	140712-79	140712-79	140712-79	140712-79	140712-79	140712-79
			Lab Sample No.(s)	9610228	9610232	9610343	9610347	9610326	9610330
			AGS Reference						
Naphthalene-d8 % recovery**	%	TM218		97.9	97.1	98.4	98.9	98.5	99.5
Acenaphthene-d10 % recovery**	%	TM218		96.1	94.9	95.3	96.1	96.2	96.3
Phenanthrene-d10 % recovery**	%	TM218		94.5	92.5	95.1	95.5	97	95.1
Chrysene-d12 % recovery**	%	TM218		85.6	79.5	89.9	89	102	84.9
Perylene-d12 % recovery**	%	TM218		91.7	77.4	93.3	96.2	113	89.1
Naphthalene	<9 µg/kg	TM218		<9 M	<9 M	10.9 M	214 M	<9 M	<9 M
Acenaphthylene	<12 µg/kg	TM218		<12 M	<12 M	<12 M	<12 M	<12 M	<12 M
Acenaphthene	<8 µg/kg	TM218		<8 M	<8 M	<8 M	43.2 M	<8 M	<8 M
Fluorene	<10 µg/kg	TM218		<10 M	<10 M	<10 M	342 M	<10 M	<10 M
Phenanthrene	<15 µg/kg	TM218		36.1 M	45.5 M	71 M	427 M	71.4 M	35.2 M
Anthracene	<16 µg/kg	TM218		<16 M	<16 M	<16 M	186 M	<16 M	<16 M
Fluoranthene	<17 µg/kg	TM218		<17 M	<17 M	25 M	215 M	46 M	<17 M
Pyrene	<15 µg/kg	TM218		<15 M	<15 M	19.5 M	371 M	32.5 M	<15 M
Benz(a)anthracene	<14 µg/kg	TM218		<14 M	<14 M	<14 M	53 M	19.8 M	<14 M
Chrysene	<10 µg/kg	TM218		17.4 M	12.2 M	37 M	105 M	48.4 M	<10 M
Benzo(b)fluoranthene	<15 µg/kg	TM218		23.1 M	<15 M	38.6 M	144 M	82.8 M	56.9 M
Benzo(k)fluoranthene	<14 µg/kg	TM218		<14 M	<14 M	<14 M	42.7 M	<14 M	<14 M
Benzo(a)pyrene	<15 µg/kg	TM218		<15 M	<15 M	<15 M	48.4 M	24.7 M	<15 M
Indeno(1,2,3-cd)pyrene	<18 µg/kg	TM218		<18 M	<18 M	<18 M	37 M	<18 M	<18 M
Dibenzo(a,h)anthracene	<23 µg/kg	TM218		<23 M	<23 M	<23 M	<23 M	<23 M	<23 M
Benzo(g,h,i)perylene	<24 µg/kg	TM218		<24 M	<24 M	<24 M	106 M	<24 M	<24 M
PAH, Total Detected USEPA 16	<118 µg/kg	TM218		<118	<118	202	2330	326	<118

CERTIFICATE OF ANALYSIS

SDG: 140712-79 **Location:** Coed Darcy **Order Number:** CD0744
Job: H_ATKINS_LDC-224 **Customer:** Atkins Global Ltd **Report Number:** 289029
Client Reference: Site Wide Trial Pitting **Attention:** Jack Lowrie **Superseded Report:** 279167

PAH by GCMS

Results Legend
ISO17025 accredited.
M *m*CERTS accredited.
aq Aqueous / settled sample.
diss.filt Dissolved / filtered sample.
tot.unfilt Total / unfiltered sample.
***** Subcontracted test.
****** % recovery of the surrogate standard to check the efficiency of the method. The results of individual compounds within samples aren't corrected for the recovery
(F) Trigger breach confirmed
1-5&+§@ Sample deviation (see appendix)

Component	LOD/Units	Method	Customer Sample Ref.	IP 321	IP 322	IP 322	IP 323	IP 323	IP 323
			Depth (m)	2.50	0.00 - 0.00	0.50	0.50	1.50	2.00
			Sample Type	Soil/Solid	Soil/Solid	Soil/Solid	Soil/Solid	Soil/Solid	Soil/Solid
			Date Sampled	10/07/2014	10/07/2014	10/07/2014	10/07/2014	10/07/2014	10/07/2014
			Sample Time	.	.	.	.	.	.
			Date Received	12/07/2014	12/07/2014	12/07/2014	12/07/2014	12/07/2014	12/07/2014
			SDG Ref	140712-79	140712-79	140712-79	140712-79	140712-79	140712-79
			Lab Sample No.(s)	9610335	9610322	9610318	9610303	9610307	9610311
			AGS Reference						
Naphthalene-d8 % recovery**	%	TM218		97.1	96.9	97.9	97.6	98.5	95.2
Acenaphthene-d10 % recovery**	%	TM218		94.1	94.4	95.7	94.3	95.6	94.3
Phenanthrene-d10 % recovery**	%	TM218		92.1	94.2	95.6	94.1	92.5	91.3
Chrysene-d12 % recovery**	%	TM218		81.2	90	92.4	93.6	81.5	79.6
Perylene-d12 % recovery**	%	TM218		84.1	95.3	97.7	98.9	82.8	79.7
Naphthalene	<9 µg/kg	TM218		<9 M	24.4 M	13.7 M	<9 M	<9 M	<9 M
Acenaphthylene	<12 µg/kg	TM218		<12 M	<12 M	<12 M	<12 M	<12 M	<12 M
Acenaphthene	<8 µg/kg	TM218		<8 M	<8 M	<8 M	<8 M	<8 M	<8 M
Fluorene	<10 µg/kg	TM218		<10 M	<10 M	<10 M	<10 M	<10 M	<10 M
Phenanthrene	<15 µg/kg	TM218		30.5 M	74.6 M	107 M	<15 M	<15 M	18 M
Anthracene	<16 µg/kg	TM218		<16 M	<16 M	<16 M	<16 M	<16 M	<16 M
Fluoranthene	<17 µg/kg	TM218		<17 M	<17 M	32 M	<17 M	<17 M	<17 M
Pyrene	<15 µg/kg	TM218		<15 M	<15 M	22.1 M	<15 M	24.4 M	50.3 M
Benz(a)anthracene	<14 µg/kg	TM218		<14 M	<14 M	<14 M	<14 M	<14 M	<14 M
Chrysene	<10 µg/kg	TM218		13.8 M	32.3 M	62 M	<10 M	<10 M	<10 M
Benzo(b)fluoranthene	<15 µg/kg	TM218		25.2 M	25.6 M	67.6 M	<15 M	27.9 M	34.8 M
Benzo(k)fluoranthene	<14 µg/kg	TM218		<14 M	<14 M	<14 M	<14 M	<14 M	<14 M
Benzo(a)pyrene	<15 µg/kg	TM218		<15 M	<15 M	<15 M	<15 M	<15 M	<15 M
Indeno(1,2,3-cd)pyrene	<18 µg/kg	TM218		<18 M	<18 M	<18 M	<18 M	<18 M	<18 M
Dibenzo(a,h)anthracene	<23 µg/kg	TM218		<23 M	<23 M	<23 M	<23 M	<23 M	<23 M
Benzo(g,h,i)perylene	<24 µg/kg	TM218		<24 M	<24 M	<24 M	<24 M	<24 M	<24 M
PAH, Total Detected USEPA 16	<118 µg/kg	TM218		<118	157	304	<118	<118	<118

CERTIFICATE OF ANALYSIS

SDG:	140712-79	**Location:**	Coed Darcy	**Order Number:**	CD0744
Job:	H_ATKINS_LDC-224	**Customer:**	Atkins Global Ltd	**Report Number:**	289029
Client Reference:	Site Wide Trial Pitting	**Attention:**	Jack Lowrie	**Superseded Report:**	279167

PAH by GCMS

Results Legend

#	ISO17025 accredited.
M	*m*CERTS accredited.
aq	Aqueous / settled sample.
diss.filt	Dissolved / filtered sample.
tot.unfilt	Total / unfiltered sample.
*	Subcontracted test.
**	% recovery of the surrogate standard to check the efficiency of the method. The results of individual compounds within samples aren't corrected for the recovery
(F)	Trigger breach confirmed
1-5&+§@	Sample deviation (see appendix)

Component	LOD/Units	Method	Customer Sample Ref.	IP 462	IP 462	IP 462	IP 463	IP 464	IP 471
			Depth (m)	0.50	1.50	2.50	0.20	0.20	0.50
			Sample Type	Soil/Solid	Soil/Solid	Soil/Solid	Soil/Solid	Soil/Solid	Soil/Solid
			Date Sampled	10/07/2014	10/07/2014	10/07/2014	10/07/2014	10/07/2014	10/07/2014
			Sample Time	.	.	.	.	.	.
			Date Received	12/07/2014	12/07/2014	12/07/2014	12/07/2014	12/07/2014	12/07/2014
			SDG Ref	140712-79	140712-79	140712-79	140712-79	140712-79	140712-79
			Lab Sample No.(s)	9610089	9610099	9610105	9610016	9609807	9610084
			AGS Reference						
Naphthalene-d8 % recovery**	%	TM218		88	95.2	93.1	97.6	98.3	93
Acenaphthene-d10 % recovery**	%	TM218		86.3	94.4	92.8	93.8	94.4	93.6
Phenanthrene-d10 % recovery**	%	TM218		85.7	91.5	90.9	94.7	95.1	90.5
Chrysene-d12 % recovery**	%	TM218		88.8	72.4	73.9	99	94.7	81
Perylene-d12 % recovery**	%	TM218		87.4	71.5	75.3	105	101	75.6
Naphthalene	<9 µg/kg	TM218		14.5 M	<9 M	<9 M	405 M	24.5 M	38.7 M
Acenaphthylene	<12 µg/kg	TM218		<12 M	<12 M	<12 M	<12 M	<12 M	<12 M
Acenaphthene	<8 µg/kg	TM218		<8 M	<8 M	<8 M	104 M	13.4 M	<8 M
Fluorene	<10 µg/kg	TM218		<10 M	<10 M	<10 M	111 M	13.9 M	<10 M
Phenanthrene	<15 µg/kg	TM218		191 M	83.4 M	120 M	2070 M	252 M	152 M
Anthracene	<16 µg/kg	TM218		<16 M	<16 M	<16 M	29.4 M	<16 M	<16 M
Fluoranthene	<17 µg/kg	TM218		47.1 M	<17 M	<17 M	3240 M	303 M	193 M
Pyrene	<15 µg/kg	TM218		29.2 M	<15 M	<15 M	2110 M	205 M	128 M
Benz(a)anthracene	<14 µg/kg	TM218		16.6 M	<14 M	<14 M	1460 M	150 M	70.8 M
Chrysene	<10 µg/kg	TM218		116 M	25.3 M	46.7 M	2470 M	235 M	149 M
Benzo(b)fluoranthene	<15 µg/kg	TM218		62.4 M	<15 M	29.5 M	4170 M	321 M	208 M
Benzo(k)fluoranthene	<14 µg/kg	TM218		<14 M	<14 M	<14 M	1560 M	110 M	81.5 M
Benzo(a)pyrene	<15 µg/kg	TM218		18.6 M	<15 M	<15 M	2340 M	178 M	105 M
Indeno(1,2,3-cd)pyrene	<18 µg/kg	TM218		<18 M	<18 M	<18 M	1410 M	117 M	88.1 M
Dibenzo(a,h)anthracene	<23 µg/kg	TM218		<23 M	<23 M	<23 M	578 M	44.3 M	32.3 M
Benzo(g,h,i)perylene	<24 µg/kg	TM218		<24 M	<24 M	<24 M	1460 M	137 M	103 M
PAH, Total Detected USEPA 16	<118 µg/kg	TM218		496	<118	196	23500	2100	1350

CERTIFICATE OF ANALYSIS

SDG:	140712-79	**Location:**	Coed Darcy	**Order Number:**	CD0744
Job:	H_ATKINS_LDC-224	**Customer:**	Atkins Global Ltd	**Report Number:**	289029
Client Reference:	Site Wide Trial Pitting	**Attention:**	Jack Lowrie	**Superseded Report:**	279167

PAH by GCMS

Results Legend

#	ISO17025 accredited.
M	*m*CERTS accredited.
aq	Aqueous / settled sample.
diss.filt	Dissolved / filtered sample.
tot.unfilt	Total / unfiltered sample.
*	Subcontracted test.
**	% recovery of the surrogate standard to check the efficiency of the method. The results of individual compounds within samples aren't corrected for the recovery
(F)	Trigger breach confirmed
1-5&+§@	Sample deviation (see appendix)

Component	LOD/Units	Method	Customer Sample Ref.	IP 472	IP 472	IP 472	IP 473	IP 473	IP 477
			Depth (m)	0.50	0.80	1.50	1.00	2.00	0.50
			Sample Type	Soil/Solid	Soil/Solid	Soil/Solid	Soil/Solid	Soil/Solid	Soil/Solid
			Date Sampled	10/07/2014	10/07/2014	10/07/2014	10/07/2014	10/07/2014	10/07/2014
			Sample Time	.	.	.	.	.	.
			Date Received	12/07/2014	12/07/2014	12/07/2014	12/07/2014	12/07/2014	12/07/2014
			SDG Ref	140712-79	140712-79	140712-79	140712-79	140712-79	140712-79
			Lab Sample No.(s)	9610193	9610245	9610294	9610072	9610131	9610186
			AGS Reference						
Naphthalene-d8 % recovery**	%	TM218		97	97.8	91	98.6	105	97.5
Acenaphthene-d10 % recovery**	%	TM218		93	94.8	91.4	93.6	101	95.9
Phenanthrene-d10 % recovery**	%	TM218		93.6	95.1	89	93.8	96.4	93
Chrysene-d12 % recovery**	%	TM218		94.2	95.5	73.1	91.9	75.7	82.4
Perylene-d12 % recovery**	%	TM218		102	101	65.5	95	73.6	75.4
Naphthalene	<9 µg/kg	TM218		18.6 M	<9 M	<9 M	<9 M	<9 #	<9 M
Acenaphthylene	<12 µg/kg	TM218		<12 M	<12 M	<12 M	<12 M	<12 #	<12 M
Acenaphthene	<8 µg/kg	TM218		<8 M	<8 M	<8 M	<8 M	<8 #	<8 M
Fluorene	<10 µg/kg	TM218		<10 M	<10 M	<10 M	<10 M	<10 #	<10 M
Phenanthrene	<15 µg/kg	TM218		154 M	69.1 M	124 M	81.1 M	48.9 #	33.3 M
Anthracene	<16 µg/kg	TM218		<16 M	<16 M	<16 M	<16 M	<16 #	<16 M
Fluoranthene	<17 µg/kg	TM218		80.2 M	<17 M	<17 M	<17 M	<17 #	58.8 M
Pyrene	<15 µg/kg	TM218		53.9 M	<15 M	<15 M	<15 M	<15 #	51.3 M
Benz(a)anthracene	<14 µg/kg	TM218		51.9 M	<14 M	<14 M	<14 M	<14 #	30.5 M
Chrysene	<10 µg/kg	TM218		95.6 M	34.8 M	32.8 M	40.9 M	<10 #	29.1 M
Benzo(b)fluoranthene	<15 µg/kg	TM218		124 M	34.2 M	24.6 M	33.7 M	<15 #	41.6 M
Benzo(k)fluoranthene	<14 µg/kg	TM218		31.1 M	<14 M	<14 M	<14 M	<14 #	<14 M
Benzo(a)pyrene	<15 µg/kg	TM218		45.2 M	<15 M	<15 M	<15 M	<15 #	32.3 M
Indeno(1,2,3-cd)pyrene	<18 µg/kg	TM218		37 M	<18 M	<18 M	<18 M	<18 #	<18 M
Dibenzo(a,h)anthracene	<23 µg/kg	TM218		<23 M	<23 M	<23 M	<23 M	<23 #	<23 M
Benzo(g,h,i)perylene	<24 µg/kg	TM218		50.4 M	<24 M	<24 M	<24 M	<24 #	<24 M
PAH, Total Detected USEPA 16	<118 µg/kg	TM218		742	138	181	156	<118	277

CERTIFICATE OF ANALYSIS

SDG:	140712-79	**Location:**	Coed Darcy	**Order Number:**	CD0744
Job:	H_ATKINS_LDC-224	**Customer:**	Atkins Global Ltd	**Report Number:**	289029
Client Reference:	Site Wide Trial Pitting	**Attention:**	Jack Lowrie	**Superseded Report:**	279167

PAH by GCMS

Results Legend

#	ISO17025 accredited.
M	*m*CERTS accredited.
aq	Aqueous / settled sample.
diss.filt	Dissolved / filtered sample.
tot.unfilt	Total / unfiltered sample.
*	Subcontracted test.
**	% recovery of the surrogate standard to check the efficiency of the method. The results of individual compounds within samples aren't corrected for the recovery
(F)	Trigger breach confirmed
1-5&+§@	Sample deviation (see appendix)

Component	LOD/Units	Method	Customer Sample Ref.	IP 477	IP 478	IP 478	IP 478	IP 478	IP 481
			Depth (m)	1.50	0.50	1.50	2.50	3.10	1.00
			Sample Type	Soil/Solid	Soil/Solid	Soil/Solid	Soil/Solid	Soil/Solid	Soil/Solid
			Date Sampled	10/07/2014	10/07/2014	10/07/2014	10/07/2014	10/07/2014	10/07/2014
			Sample Time	.	.	.	.	.	.
			Date Received	12/07/2014	12/07/2014	12/07/2014	12/07/2014	12/07/2014	12/07/2014
			SDG Ref	140712-79	140712-79	140712-79	140712-79	140712-79	140712-79
			Lab Sample No.(s)	9610198	9610167	9610171	9610175	9610179	9610351
			AGS Reference						
Naphthalene-d8 % recovery**	%	TM218		96.5	83.5	104	104	98.5	97.2
Acenaphthene-d10 % recovery**	%	TM218		94.6	80.1	105	102	97.2	93.7
Phenanthrene-d10 % recovery**	%	TM218		91.9	77.7	104	102	94	94.2
Chrysene-d12 % recovery**	%	TM218		82.4	82.3	88.2	92.2	82	93.1
Perylene-d12 % recovery**	%	TM218		86	83.5	89.8	93.2	81.7	96.5
Naphthalene	<9 µg/kg	TM218		23.7 M	<9 M	28.7 M	23.4 M	25.7 M	14.1 M
Acenaphthylene	<12 µg/kg	TM218		<12 M	<12 M	<12 M	<12 M	<12 M	<12 M
Acenaphthene	<8 µg/kg	TM218		<8 M	<8 M	10.5 M	<8 M	<8 M	<8 M
Fluorene	<10 µg/kg	TM218		<10 M	<10 M	12.9 M	<10 M	<10 M	<10 M
Phenanthrene	<15 µg/kg	TM218		130 M	30.1 M	70.1 M	45.6 M	101 M	173 M
Anthracene	<16 µg/kg	TM218		32.4 M	<16 M	<16 M	<16 M	<16 M	<16 M
Fluoranthene	<17 µg/kg	TM218		190 M	29.7 M	81.2 M	35.1 M	<17 M	41.3 M
Pyrene	<15 µg/kg	TM218		191 M	29.1 M	83.2 M	31.4 M	<15 M	26.3 M
Benz(a)anthracene	<14 µg/kg	TM218		94.9 M	<14 M	36 M	<14 M	<14 M	<14 M
Chrysene	<10 µg/kg	TM218		139 M	43.2 M	43.2 M	27.7 M	45 M	95.4 M
Benzo(b)fluoranthene	<15 µg/kg	TM218		169 M	40.1 M	56.4 M	37.1 M	25.6 M	87.3 M
Benzo(k)fluoranthene	<14 µg/kg	TM218		50.8 M	24.4 M	18.7 M	<14 M	<14 M	15.7 M
Benzo(a)pyrene	<15 µg/kg	TM218		70.1 M	20 M	21.4 M	<15 M	<15 M	19.5 M
Indeno(1,2,3-cd)pyrene	<18 µg/kg	TM218		50.4 M	<18 M	<18 M	<18 M	<18 M	<18 M
Dibenzo(a,h)anthracene	<23 µg/kg	TM218		<23 M	<23 M	<23 M	<23 M	<23 M	<23 M
Benzo(g,h,i)perylene	<24 µg/kg	TM218		61.4 M	<24 M	<24 M	<24 M	<24 M	<24 M
PAH, Total Detected USEPA 16	<118 µg/kg	TM218		1200	217	462	200	198	472

CERTIFICATE OF ANALYSIS

SDG:	140712-79	**Location:**	Coed Darcy	**Order Number:**	CD0744
Job:	H_ATKINS_LDC-224	**Customer:**	Atkins Global Ltd	**Report Number:**	289029
Client Reference:	Site Wide Trial Pitting	**Attention:**	Jack Lowrie	**Superseded Report:**	279167

PAH by GCMS

Results Legend

#	ISO17025 accredited.
M	*m*CERTS accredited.
aq	Aqueous / settled sample.
diss.filt	Dissolved / filtered sample.
tot.unfilt	Total / unfiltered sample.
*	Subcontracted test.
**	% recovery of the surrogate standard to check the efficiency of the method. The results of individual compounds within samples aren't corrected for the recovery
(F)	Trigger breach confirmed
1-5&+§@	Sample deviation (see appendix)

Component	LOD/Units	Method	Customer Sample Ref.	IP 481	IP 481	IP 482	IP 482	IP 482	IP491
			Depth (m)	1.80	2.00	0.50	1.50	2.50	0.50
			Sample Type	Soil/Solid	Soil/Solid	Soil/Solid	Soil/Solid	Soil/Solid	Soil/Solid
			Date Sampled	10/07/2014	10/07/2014	10/07/2014	10/07/2014	10/07/2014	10/07/2014
			Sample Time	.	.	.	.	.	.
			Date Received	12/07/2014	12/07/2014	12/07/2014	12/07/2014	12/07/2014	12/07/2014
			SDG Ref	140712-79	140712-79	140712-79	140712-79	140712-79	140712-79
			Lab Sample No.(s)	9610405	9609811	9609923	9609975	9609986	9609861
			AGS Reference						
Naphthalene-d8 % recovery**	%	TM218		108	104	98.2	108	102	98.8
Acenaphthene-d10 % recovery**	%	TM218		106	101	94.8	106	103	95
Phenanthrene-d10 % recovery**	%	TM218		102	96.6	94.8	101	98.3	95.7
Chrysene-d12 % recovery**	%	TM218		78.7	74.2	93.2	77	73.8	98.7
Perylene-d12 % recovery**	%	TM218		77.9	70.3	95.8	75.2	73.8	104
Naphthalene	<9 µg/kg	TM218		<9 M	<9 M	<9 M	<9 M	77.5 M	39.7 M
Acenaphthylene	<12 µg/kg	TM218		<12 M	<12 M	<12 M	<12 M	19.7 M	<12 M
Acenaphthene	<8 µg/kg	TM218		<8 M	<8 M	<8 M	<8 M	36.6 M	<8 M
Fluorene	<10 µg/kg	TM218		<10 M	<10 M	<10 M	<10 M	39 M	13.1 M
Phenanthrene	<15 µg/kg	TM218		51.7 M	133 M	116 M	<15 M	70.1 M	157 M
Anthracene	<16 µg/kg	TM218		<16 M	<16 M	<16 M	<16 M	<16 M	24 M
Fluoranthene	<17 µg/kg	TM218		<17 M	<17 M	25.1 M	<17 M	<17 M	176 M
Pyrene	<15 µg/kg	TM218		<15 M	<15 M	<15 M	<15 M	<15 M	141 M
Benz(a)anthracene	<14 µg/kg	TM218		<14 M	<14 M	<14 M	<14 M	<14 M	105 M
Chrysene	<10 µg/kg	TM218		<10 M	44.5 M	56.2 M	<10 M	<10 M	129 M
Benzo(b)fluoranthene	<15 µg/kg	TM218		<15 M	26 M	48 M	<15 M	<15 M	190 M
Benzo(k)fluoranthene	<14 µg/kg	TM218		<14 M	<14 M	<14 M	<14 M	<14 M	58.5 M
Benzo(a)pyrene	<15 µg/kg	TM218		<15 M	<15 M	<15 M	<15 M	<15 M	91.5 M
Indeno(1,2,3-cd)pyrene	<18 µg/kg	TM218		<18 M	<18 M	<18 M	<18 M	<18 M	55.1 M
Dibenzo(a,h)anthracene	<23 µg/kg	TM218		<23 M	<23 M	<23 M	<23 M	<23 M	<23 M
Benzo(g,h,i)perylene	<24 µg/kg	TM218		<24 M	<24 M	<24 M	<24 M	<24 M	70.6 M
PAH, Total Detected USEPA 16	<118 µg/kg	TM218		<118	203	245	<118	243	1250

CERTIFICATE OF ANALYSIS

SDG:	140712-79	**Location:**	Coed Darcy	**Order Number:**	CD0744
Job:	H_ATKINS_LDC-224	**Customer:**	Atkins Global Ltd	**Report Number:**	289029
Client Reference:	Site Wide Trial Pitting	**Attention:**	Jack Lowrie	**Superseded Report:**	279167

PAH by GCMS

Results Legend

#	ISO17025 accredited.
M	*m*CERTS accredited.
aq	Aqueous / settled sample.
diss.filt	Dissolved / filtered sample.
tot.unfilt	Total / unfiltered sample.
*	Subcontracted test.
**	% recovery of the surrogate standard to check the efficiency of the method. The results of individual compounds within samples aren't corrected for the recovery
(F)	Trigger breach confirmed
1-5&+§@	Sample deviation (see appendix)

Component	LOD/Units	Method	Customer Sample Ref.	IP 492	IP 492	IP 492	IP 492	IP 498	IP 498
			Depth (m)	0.40	1.40	1.70	2.40	0.50	1.50
			Sample Type	Soil/Solid	Soil/Solid	Soil/Solid	Soil/Solid	Soil/Solid	Soil/Solid
			Date Sampled	10/07/2014	10/07/2014	10/07/2014	10/07/2014	10/07/2014	10/07/2014
			Sample Time	.	.	.	.	.	.
			Date Received	12/07/2014	12/07/2014	12/07/2014	12/07/2014	12/07/2014	12/07/2014
			SDG Ref	140712-79	140712-79	140712-79	140712-79	140712-79	140712-79
			Lab Sample No.(s)	9609993	9609997	9610001	9610005	9610204	9610208
			AGS Reference						
Naphthalene-d8 % recovery**	%	TM218		92.8	94.1	93.1	93.4	79.9	95.3
Acenaphthene-d10 % recovery**	%	TM218		96.3	92.8	94.6	97.9	81.4	93.9
Phenanthrene-d10 % recovery**	%	TM218		88.4	89.8	92	93.1	79	91
Chrysene-d12 % recovery**	%	TM218		97	72.7	76	74.5	67.9	82.2
Perylene-d12 % recovery**	%	TM218		99.5	72.3	77.9	75	69.2	87.3
Naphthalene	<9 µg/kg	TM218		29.4 M	<9 M	47.7 M	483 M	<9 M	18.8 M
Acenaphthylene	<12 µg/kg	TM218		<12 M	<12 M	32 M	41 M	<12 M	<12 M
Acenaphthene	<8 µg/kg	TM218		<8 M	<8 M	43.3 M	123 M	<8 M	<8 M
Fluorene	<10 µg/kg	TM218		<10 M	<10 M	59.5 M	137 M	<10 M	<10 M
Phenanthrene	<15 µg/kg	TM218		187 M	36.5 M	124 M	157 M	59.2 M	125 M
Anthracene	<16 µg/kg	TM218		<16 M	<16 M	<16 M	<16 M	<16 M	<16 M
Fluoranthene	<17 µg/kg	TM218		131 M	<17 M	<17 M	<17 M	110 M	146 M
Pyrene	<15 µg/kg	TM218		84.4 M	<15 M	<15 M	<15 M	88.1 M	112 M
Benz(a)anthracene	<14 µg/kg	TM218		71.6 M	20.9 M	<14 M	<14 M	45.4 M	92.5 M
Chrysene	<10 µg/kg	TM218		213 M	14.6 M	27.2 M	27.2 M	76.9 M	105 M
Benzo(b)fluoranthene	<15 µg/kg	TM218		221 M	<15 M	26.4 M	<15 M	117 M	152 M
Benzo(k)fluoranthene	<14 µg/kg	TM218		58 M	<14 M	<14 M	<14 M	41.1 M	51.7 M
Benzo(a)pyrene	<15 µg/kg	TM218		96.7 M	<15 M	<15 M	<15 M	61.8 M	70 M
Indeno(1,2,3-cd)pyrene	<18 µg/kg	TM218		75 M	<18 M	<18 M	<18 M	47.5 M	46.7 M
Dibenzo(a,h)anthracene	<23 µg/kg	TM218		32.2 M	<23 M	<23 M	<23 M	<23 M	<23 M
Benzo(g,h,i)perylene	<24 µg/kg	TM218		89.3 M	<24 M	<24 M	<24 M	70.7 M	61.2 M
PAH, Total Detected USEPA 16	<118 µg/kg	TM218		1290	<118	360	968	718	981

CERTIFICATE OF ANALYSIS

SDG:	140712-79	**Location:**	Coed Darcy	**Order Number:**	CD0744
Job:	H_ATKINS_LDC-224	**Customer:**	Atkins Global Ltd	**Report Number:**	289029
Client Reference:	Site Wide Trial Pitting	**Attention:**	Jack Lowrie	**Superseded Report:**	279167

PAH by GCMS

Results Legend

#	ISO17025 accredited.
M	*m*CERTS accredited.
aq	Aqueous / settled sample.
diss.filt	Dissolved / filtered sample.
tot.unfilt	Total / unfiltered sample.
*	Subcontracted test.
**	% recovery of the surrogate standard to check the efficiency of the method. The results of individual compounds within samples aren't corrected for the recovery
(F)	Trigger breach confirmed
1-5&+§@	Sample deviation (see appendix)

Component	LOD/Units	Method	Customer Sample Ref.	IP 498	IP 499	IP 499	IP 499	IP 499	IP 500
			Depth (m)	2.50	0.50	1.50	2.50	3.50	0.50
			Sample Type	Soil/Solid	Soil/Solid	Soil/Solid	Soil/Solid	Soil/Solid	Soil/Solid
			Date Sampled	10/07/2014	10/07/2014	10/07/2014	10/07/2014	10/07/2014	10/07/2014
			Sample Time	.	.	.	.	.	.
			Date Received	12/07/2014	12/07/2014	12/07/2014	12/07/2014	12/07/2014	12/07/2014
			SDG Ref	140712-79	140712-79	140712-79	140712-79	140712-79	140712-79
			Lab Sample No.(s)	9610213	9610144	9610148	9610155	9610161	9610109
			AGS Reference						
Naphthalene-d8 % recovery**	%	TM218		102	96.2	94.3	93.5	92.8	87.7
Acenaphthene-d10 % recovery**	%	TM218		102	97.9	94.3	94.4	92.7	89.6
Phenanthrene-d10 % recovery**	%	TM218		99.9	95.8	91.8	94	88.2	82.8
Chrysene-d12 % recovery**	%	TM218		90.2	82.5	75.7	87.1	71.2	89.8
Perylene-d12 % recovery**	%	TM218		89.2	85.2	79.6	85.1	72	93.5
Naphthalene	<9 µg/kg	TM218		16.3 M	426 M	12.2 M	<9 M	35.4 M	20.5 M
Acenaphthylene	<12 µg/kg	TM218		<12 M	<12 M	<12 M	<12 M	<12 M	<12 M
Acenaphthene	<8 µg/kg	TM218		<8 M	16.1 M	9.54 M	<8 M	<8 M	<8 M
Fluorene	<10 µg/kg	TM218		<10 M	16.6 M	<10 M	<10 M	<10 M	<10 M
Phenanthrene	<15 µg/kg	TM218		94.1 M	54.8 M	129 M	32.7 M	21.6 M	110 M
Anthracene	<16 µg/kg	TM218		<16 M	<16 M	<16 M	<16 M	<16 M	<16 M
Fluoranthene	<17 µg/kg	TM218		22.7 M	37.6 M	153 M	<17 M	<17 M	132 M
Pyrene	<15 µg/kg	TM218		17.9 M	25.6 M	108 M	<15 M	<15 M	100 M
Benz(a)anthracene	<14 µg/kg	TM218		<14 M	28.5 M	89.6 M	20.1 M	<14 M	77.7 M
Chrysene	<10 µg/kg	TM218		38.4 M	18.8 M	135 M	17.3 M	<10 M	147 M
Benzo(b)fluoranthene	<15 µg/kg	TM218		28.2 M	21.6 M	147 M	22.1 M	<15 M	168 M
Benzo(k)fluoranthene	<14 µg/kg	TM218		<14 M	<14 M	59.9 M	<14 M	<14 M	64.1 M
Benzo(a)pyrene	<15 µg/kg	TM218		<15 M	<15 M	80.8 M	<15 M	<15 M	92.7 M
Indeno(1,2,3-cd)pyrene	<18 µg/kg	TM218		<18 M	<18 M	61.6 M	<18 M	<18 M	71.8 M
Dibenzo(a,h)anthracene	<23 µg/kg	TM218		<23 M	<23 M	29.6 M	<23 M	<23 M	30.8 M
Benzo(g,h,i)perylene	<24 µg/kg	TM218		<24 M	<24 M	72.4 M	<24 M	<24 M	86.3 M
PAH, Total Detected USEPA 16	<118 µg/kg	TM218		218	646	1090	<118	<118	1100

CERTIFICATE OF ANALYSIS

SDG:	140712-79	**Location:**	Coed Darcy	**Order Number:**	CD0744
Job:	H_ATKINS_LDC-224	**Customer:**	Atkins Global Ltd	**Report Number:**	289029
Client Reference:	Site Wide Trial Pitting	**Attention:**	Jack Lowrie	**Superseded Report:**	279167

PAH by GCMS

Results Legend

#	ISO17025 accredited.
M	*m*CERTS accredited.
aq	Aqueous / settled sample.
diss.filt	Dissolved / filtered sample.
tot.unfilt	Total / unfiltered sample.
*	Subcontracted test.
**	% recovery of the surrogate standard to check the efficiency of the method. The results of individual compounds within samples aren't corrected for the recovery
(F)	Trigger breach confirmed
1-5&+§@	Sample deviation (see appendix)

Component	LOD/Units	Method	Customer Sample Ref.	IP 500	IP 500	IP 500	IP 500	IP 502	IP 502
			Depth (m)	1.50	2.50	3.50	4.50	1.00	2.20
			Sample Type	Soil/Solid	Soil/Solid	Soil/Solid	Soil/Solid	Soil/Solid	Soil/Solid
			Date Sampled	10/07/2014	10/07/2014	10/07/2014	10/07/2014	10/07/2014	10/07/2014
			Sample Time	.	.	.	.	.	.
			Date Received	12/07/2014	12/07/2014	12/07/2014	12/07/2014	12/07/2014	12/07/2014
			SDG Ref	140712-79	140712-79	140712-79	140712-79	140712-79	140712-79
			Lab Sample No.(s)	9610114	9610119	9610124	9610136	9610011	9610022
			AGS Reference						
Naphthalene-d8 % recovery**	%	TM218		84.4	86.3	95.8	93.7	92.7	90.5
Acenaphthene-d10 % recovery**	%	TM218		87.5	88.9	96.4	93.3	93.8	88.3
Phenanthrene-d10 % recovery**	%	TM218		82.2	87.7	92.8	91.1	91.4	84.8
Chrysene-d12 % recovery**	%	TM218		89.7	88.1	73.4	74	78.9	76.4
Perylene-d12 % recovery**	%	TM218		92.4	92.8	75.3	77.3	81	73.5
Naphthalene	<9 µg/kg	TM218		23.6 M	22.4 M	<9 M	<9 M	17.7 M	<9 M
Acenaphthylene	<12 µg/kg	TM218		<12 M	<12 M	<12 M	<12 M	<12 M	<12 M
Acenaphthene	<8 µg/kg	TM218		42 M	11.8 M	<8 M	<8 M	<8 M	<8 M
Fluorene	<10 µg/kg	TM218		32.6 M	<10 M	<10 M	<10 M	<10 M	<10 M
Phenanthrene	<15 µg/kg	TM218		561 M	162 M	38.4 M	49.6 M	136 M	<15 M
Anthracene	<16 µg/kg	TM218		141 M	22.4 M	<16 M	<16 M	<16 M	<16 M
Fluoranthene	<17 µg/kg	TM218		984 M	231 M	<17 M	22.5 M	77.2 M	<17 M
Pyrene	<15 µg/kg	TM218		703 M	176 M	<15 M	<15 M	60 M	<15 M
Benz(a)anthracene	<14 µg/kg	TM218		461 M	117 M	<14 M	<14 M	35.1 M	<14 M
Chrysene	<10 µg/kg	TM218		582 M	175 M	<10 M	22.9 M	99.1 M	<10 M
Benzo(b)fluoranthene	<15 µg/kg	TM218		581 M	205 M	29.2 M	30.9 M	81.9 M	<15 M
Benzo(k)fluoranthene	<14 µg/kg	TM218		202 M	66.3 M	<14 M	<14 M	30.5 M	<14 M
Benzo(a)pyrene	<15 µg/kg	TM218		411 M	116 M	<15 M	<15 M	41.9 M	<15 M
Indeno(1,2,3-cd)pyrene	<18 µg/kg	TM218		228 M	76.4 M	<18 M	<18 M	31.9 M	<18 M
Dibenzo(a,h)anthracene	<23 µg/kg	TM218		83.8 M	32.4 M	<23 M	<23 M	<23 M	<23 M
Benzo(g,h,i)perylene	<24 µg/kg	TM218		275 M	95.7 M	<24 M	<24 M	46.6 M	<24 M
PAH, Total Detected USEPA 16	<118 µg/kg	TM218		5310	1510	<118	126	658	<118

CERTIFICATE OF ANALYSIS

SDG:	140712-79	**Location:**	Coed Darcy	**Order Number:**	CD0744
Job:	H_ATKINS_LDC-224	**Customer:**	Atkins Global Ltd	**Report Number:**	289029
Client Reference:	Site Wide Trial Pitting	**Attention:**	Jack Lowrie	**Superseded Report:**	279167

PAH by GCMS

Results Legend	
#	ISO17025 accredited.
M	*m*CERTS accredited.
aq	Aqueous / settled sample.
diss.filt	Dissolved / filtered sample.
tot.unfilt	Total / unfiltered sample.
*	Subcontracted test.
**	% recovery of the surrogate standard to check the efficiency of the method. The results of individual compounds within samples aren't corrected for the recovery
(F)	Trigger breach confirmed
1-5&+§@	Sample deviation (see appendix)

Component	LOD/Units	Method	Customer Sample Ref.	IP 502	IP 502	IP 523	IP 523	IP 523	IP 523
			Depth (m)	2.70	3.50	1.50	2.50	3.00	3.50
			Sample Type	Soil/Solid	Soil/Solid	Soil/Solid	Soil/Solid	Soil/Solid	Soil/Solid
			Date Sampled	10/07/2014	10/07/2014	10/07/2014	10/07/2014	10/07/2014	10/07/2014
			Sample Time	.	.	.	.	.	.
			Date Received	12/07/2014	12/07/2014	12/07/2014	12/07/2014	12/07/2014	12/07/2014
			SDG Ref	140712-79	140712-79	140712-79	140712-79	140712-79	140712-79
			Lab Sample No.(s)	9610027	9610032	9610047	9610051	9610055	9610060
			AGS Reference						
Naphthalene-d8 % recovery**	%	TM218		92.4	94.4	103	97.8	93.8	89.7
Acenaphthene-d10 % recovery**	%	TM218		91.5	93.8	104	93.4	93.3	91.8
Phenanthrene-d10 % recovery**	%	TM218		90.8	92.8	102	91.3	90.6	81.5
Chrysene-d12 % recovery**	%	TM218		86.8	86.8	97.8	80.6	85	78.3
Perylene-d12 % recovery**	%	TM218		94.8	93	102	75.9	83.9	76.1
Naphthalene	<9 µg/kg	TM218		<9 M	<9 M	28.6 M	<9 M	<9 M	42 #
Acenaphthylene	<12 µg/kg	TM218		<12 M	<12 M	13.9 M	<12 M	<12 M	<12 #
Acenaphthene	<8 µg/kg	TM218		<8 M	<8 M	45.3 M	<8 M	<8 M	17 #
Fluorene	<10 µg/kg	TM218		<10 M	<10 M	37.1 M	<10 M	<10 M	<10 #
Phenanthrene	<15 µg/kg	TM218		<15 M	50.6 M	1420 M	<15 M	<15 M	82 #
Anthracene	<16 µg/kg	TM218		<16 M	<16 M	152 M	<16 M	<16 M	80.8 #
Fluoranthene	<17 µg/kg	TM218		<17 M	<17 M	2450 M	<17 M	<17 M	<17 #
Pyrene	<15 µg/kg	TM218		<15 M	<15 M	1780 M	<15 M	<15 M	<15 #
Benz(a)anthracene	<14 µg/kg	TM218		<14 M	<14 M	912 M	<14 M	<14 M	<14 #
Chrysene	<10 µg/kg	TM218		<10 M	20.5 M	872 M	<10 M	<10 M	<10 #
Benzo(b)fluoranthene	<15 µg/kg	TM218		<15 M	21.1 M	1200 M	<15 M	<15 M	<15 #
Benzo(k)fluoranthene	<14 µg/kg	TM218		<14 M	<14 M	434 M	<14 M	<14 M	<14 #
Benzo(a)pyrene	<15 µg/kg	TM218		<15 M	<15 M	866 M	<15 M	<15 M	<15 #
Indeno(1,2,3-cd)pyrene	<18 µg/kg	TM218		<18 M	<18 M	497 M	<18 M	<18 M	<18 #
Dibenzo(a,h)anthracene	<23 µg/kg	TM218		<23 M	<23 M	139 M	<23 M	<23 M	<23 #
Benzo(g,h,i)perylene	<24 µg/kg	TM218		<24 M	<24 M	604 M	<24 M	<24 M	<24 #
PAH, Total Detected USEPA 16	<118 µg/kg	TM218		<118	<118	11500	<118	<118	222

CERTIFICATE OF ANALYSIS

SDG:	140712-79	**Location:**	Coed Darcy	**Order Number:**	CD0744
Job:	H_ATKINS_LDC-224	**Customer:**	Atkins Global Ltd	**Report Number:**	289029
Client Reference:	Site Wide Trial Pitting	**Attention:**	Jack Lowrie	**Superseded Report:**	279167

PAH by GCMS

Results Legend

#	ISO17025 accredited.
M	*m*CERTS accredited.
aq	Aqueous / settled sample.
diss.filt	Dissolved / filtered sample.
tot.unfilt	Total / unfiltered sample.
*	Subcontracted test.
**	% recovery of the surrogate standard to check the efficiency of the method. The results of individual compounds within samples aren't corrected for the recovery
(F)	Trigger breach confirmed
1-5&+§@	Sample deviation (see appendix)

Component	LOD/Units	Method	Customer Sample Ref.	IP 524	IP 533	IP 533	IP 533	IP 533	TP 968
			Depth (m)	1.00	2.00	3.00	3.50	4.00	0.50
			Sample Type	Soil/Solid	Soil/Solid	Soil/Solid	Soil/Solid	Soil/Solid	Soil/Solid
			Date Sampled	10/07/2014	10/07/2014	10/07/2014	10/07/2014	10/07/2014	10/07/2014
			Sample Time	.	.	.	.	.	.
			Date Received	12/07/2014	12/07/2014	12/07/2014	12/07/2014	12/07/2014	12/07/2014
			SDG Ref	140712-79	140712-79	140712-79	140712-79	140712-79	140712-79
			Lab Sample No.(s)	9610037	9610064	9610068	9610076	9610080	9609961
			AGS Reference						
Naphthalene-d8 % recovery**	%	TM218		101	98.2	101	82.6	101	94.3
Acenaphthene-d10 % recovery**	%	TM218		101	97.5	96.4	85.2	93.9	93.3
Phenanthrene-d10 % recovery**	%	TM218		99.1	95.8	91.7	84.3	92.7	90.2
Chrysene-d12 % recovery**	%	TM218		95.2	91.2	82.8	78.9	81.6	79.5
Perylene-d12 % recovery**	%	TM218		98.4	92.4	77.2	82.1	75.5	72.6
Naphthalene	<9 µg/kg	TM218		38.4 M	49.9 M	<9 M	<9 M	<9 #	<9 M
Acenaphthylene	<12 µg/kg	TM218		<12 M	32.9 M	<12 M	<12 M	<12 #	<12 M
Acenaphthene	<8 µg/kg	TM218		<8 M	<16 M	<8 M	<8 M	<8 #	<8 M
Fluorene	<10 µg/kg	TM218		<10 M	<20 M	<10 M	<10 M	<10 #	<10 M
Phenanthrene	<15 µg/kg	TM218		269 M	185 M	299 M	<15 M	19.5 #	57.3 M
Anthracene	<16 µg/kg	TM218		31.6 M	45.4 M	<16 M	<16 M	<16 #	<16 M
Fluoranthene	<17 µg/kg	TM218		458 M	479 M	113 M	<17 M	<17 #	33.1 M
Pyrene	<15 µg/kg	TM218		367 M	369 M	84.6 M	<15 M	<15 #	23.7 M
Benz(a)anthracene	<14 µg/kg	TM218		122 M	299 M	56.3 M	<14 M	<14 #	<14 M
Chrysene	<10 µg/kg	TM218		348 M	303 M	142 M	<10 M	<10 #	31.2 M
Benzo(b)fluoranthene	<15 µg/kg	TM218		579 M	482 M	123 M	<15 M	<15 #	41.6 M
Benzo(k)fluoranthene	<14 µg/kg	TM218		155 M	137 M	<14 M	<14 M	<14 #	<14 M
Benzo(a)pyrene	<15 µg/kg	TM218		306 M	308 M	50.1 M	<15 M	<15 #	<15 M
Indeno(1,2,3-cd)pyrene	<18 µg/kg	TM218		208 M	215 M	69.9 M	<18 M	<18 #	<18 M
Dibenzo(a,h)anthracene	<23 µg/kg	TM218		75.8 M	76.9 M	<23 M	<23 M	<23 #	<23 M
Benzo(g,h,i)perylene	<24 µg/kg	TM218		257 M	282 M	106 M	<24 M	<24 #	<24 M
PAH, Total Detected USEPA 16	<118 µg/kg	TM218		3210	3270	1040	<118	<118	187

CERTIFICATE OF ANALYSIS

SDG:	140712-79	**Location:**	Coed Darcy	**Order Number:**	CD0744
Job:	H_ATKINS_LDC-224	**Customer:**	Atkins Global Ltd	**Report Number:**	289029
Client Reference:	Site Wide Trial Pitting	**Attention:**	Jack Lowrie	**Superseded Report:**	279167

PAH by GCMS

Results Legend

#	ISO17025 accredited.
M	*m*CERTS accredited.
aq	Aqueous / settled sample.
diss.filt	Dissolved / filtered sample.
tot.unfilt	Total / unfiltered sample.
*	Subcontracted test.
**	% recovery of the surrogate standard to check the efficiency of the method. The results of individual compounds within samples aren't corrected for the recovery
(F)	Trigger breach confirmed
1-5&+§@	Sample deviation (see appendix)

Component	LOD/Units	Method	Customer Sample Ref.	Depth (m)	Sample Type	Date Sampled	Sample Time	Date Received	SDG Ref	Lab Sample No.(s)	AGS Reference
Naphthalene-d8 % recovery**	%	TM218	TP 968	1.50	Soil/Solid	10/07/2014	.	12/07/2014	140712-79	9609965	
			84.2								
Acenaphthene-d10 % recovery**	%	TM218	TP 968	2.50	Soil/Solid	10/07/2014	.	12/07/2014	140712-79	9609970	
			99.9								
Phenanthrene-d10 % recovery**	%	TM218	TP 968	3.50	Soil/Solid	10/07/2014	.	12/07/2014	140712-79	9609981	
			108								
Chrysene-d12 % recovery**	%	TM218	TP 971	0.50	Soil/Solid	10/07/2014	.	12/07/2014	140712-79	9610439	
			85.8								
Perylene-d12 % recovery**	%	TM218	TP 971	1.50	Soil/Solid	10/07/2014	.	12/07/2014	140712-79	9610443	
			97.4								
			TP 971	2.50	Soil/Solid	10/07/2014	.	12/07/2014	140712-79	9610450	
			102								
Naphthalene	<9 µg/kg	TM218	<9 M	<9 M	18.1 M	<9 M	1540 M	1400 M			
Acenaphthylene	<12 µg/kg	TM218	<12 M	<12 M	<12 M	<12 M	<12 M	<12 M			
Acenaphthene	<8 µg/kg	TM218	<8 M	<8 M	<8 M	<8 M	<8 M	12.1 M			
Fluorene	<10 µg/kg	TM218	<10 M	<10 M	<10 M	<10 M	40.4 M	49.3 M			
Phenanthrene	<15 µg/kg	TM218	75.2 M	66.8 M	144 M	28.9 M	607 M	280 M			
Anthracene	<16 µg/kg	TM218	<16 M	<16 M	<16 M	<16 M	<16 M	19.3 M			
Fluoranthene	<17 µg/kg	TM218	<17 M	<17 M	<17 M	<17 M	72.1 M	32.3 M			
Pyrene	<15 µg/kg	TM218	<15 M	<15 M	<15 M	<15 M	26.6 M	17.9 M			
Benz(a)anthracene	<14 µg/kg	TM218	<14 M	<14 M	<14 M	<14 M	<14 M	<14 M			
Chrysene	<10 µg/kg	TM218	<10 M	<10 M	50.3 M	<10 M	307 M	121 M			
Benzo(b)fluoranthene	<15 µg/kg	TM218	<15 M	<15 M	27 M	<15 M	177 M	69.6 M			
Benzo(k)fluoranthene	<14 µg/kg	TM218	<14 M	<14 M	<14 M	<14 M	18 M	<14 M			
Benzo(a)pyrene	<15 µg/kg	TM218	<15 M	<15 M	<15 M	<15 M	<15 M	<15 M			
Indeno(1,2,3-cd)pyrene	<18 µg/kg	TM218	<18 M	<18 M	<18 M	<18 M	<18 M	<18 M			
Dibenzo(a,h)anthracene	<23 µg/kg	TM218	<23 M	<23 M	<23 M	<23 M	30.3 M	<23 M			
Benzo(g,h,i)perylene	<24 µg/kg	TM218	<24 M	<24 M	<24 M	<24 M	<24 M	<24 M			
PAH, Total Detected USEPA 16	<118 µg/kg	TM218	<118	<118	240	<118	2820	2000			

CERTIFICATE OF ANALYSIS

SDG:	140712-79	**Location:**	Coed Darcy	**Order Number:**	CD0744
Job:	H_ATKINS_LDC-224	**Customer:**	Atkins Global Ltd	**Report Number:**	289029
Client Reference:	Site Wide Trial Pitting	**Attention:**	Jack Lowrie	**Superseded Report:**	279167

PAH by GCMS

Results Legend

#	ISO17025 accredited.
M	*m*CERTS accredited.
aq	Aqueous / settled sample.
diss.filt	Dissolved / filtered sample.
tot.unfilt	Total / unfiltered sample.
*	Subcontracted test.
**	% recovery of the surrogate standard to check the efficiency of the method. The results of individual compounds within samples aren't corrected for the recovery
(F)	Trigger breach confirmed
1-5&+§@	Sample deviation (see appendix)

Component	LOD/Units	Method	Customer Sample Ref.	TP 971	TP 1047	TP 1047	TP 1047	TP 1048	TP 1048
			Depth (m)	3.40	0.50	1.50	2.50	0.50	1.50
			Sample Type	Soil/Solid	Soil/Solid	Soil/Solid	Soil/Solid	Soil/Solid	Soil/Solid
			Date Sampled	10/07/2014	10/07/2014	10/07/2014	10/07/2014	10/07/2014	10/07/2014
			Sample Time	.	.	.	.	.	.
			Date Received	12/07/2014	12/07/2014	12/07/2014	12/07/2014	12/07/2014	12/07/2014
			SDG Ref	140712-79	140712-79	140712-79	140712-79	140712-79	140712-79
			Lab Sample No.(s)	9610454	9609888	9609895	9609903	9609907	9609914
			AGS Reference						
Naphthalene-d8 % recovery**	%	TM218		96.3	97.9	103	97.1	99.4	98.4
Acenaphthene-d10 % recovery**	%	TM218		92.6	95.6	102	96.4	94.1	94.3
Phenanthrene-d10 % recovery**	%	TM218		91.9	95.3	100	93.9	91.1	93.4
Chrysene-d12 % recovery**	%	TM218		81.2	95.3	95.6	81.9	80.3	83.2
Perylene-d12 % recovery**	%	TM218		84.7	103	100	80.6	76.8	78
Naphthalene	<9 µg/kg	TM218		91 M	23.1 M	15.5 M	29.4 M	<9 M	16.4 M
Acenaphthylene	<12 µg/kg	TM218		<12 M	<12 M	<12 M	<12 M	<12 M	<12 M
Acenaphthene	<8 µg/kg	TM218		<8 M	<8 M	<8 M	<8 M	<8 M	<8 M
Fluorene	<10 µg/kg	TM218		<10 M	<10 M	<10 M	<10 M	<10 M	<10 M
Phenanthrene	<15 µg/kg	TM218		109 M	127 M	48.5 M	89.4 M	80.9 M	94.7 M
Anthracene	<16 µg/kg	TM218		<16 M	<16 M	<16 M	<16 M	<16 M	<16 M
Fluoranthene	<17 µg/kg	TM218		23 M	31.1 M	<17 M	<17 M	132 M	<17 M
Pyrene	<15 µg/kg	TM218		<15 M	23.8 M	<15 M	<15 M	121 M	<15 M
Benz(a)anthracene	<14 µg/kg	TM218		<14 M	17.2 M	<14 M	<14 M	90.2 M	<14 M
Chrysene	<10 µg/kg	TM218		<10 M	85.4 M	<10 M	24.9 M	148 M	22.7 M
Benzo(b)fluoranthene	<15 µg/kg	TM218		<15 M	94.1 M	<15 M	<15 M	219 M	<15 M
Benzo(k)fluoranthene	<14 µg/kg	TM218		<14 M	<14 M	<14 M	<14 M	100 M	<14 M
Benzo(a)pyrene	<15 µg/kg	TM218		<15 M	<15 M	<15 M	<15 M	117 M	<15 M
Indeno(1,2,3-cd)pyrene	<18 µg/kg	TM218		<18 M	<18 M	<18 M	<18 M	107 M	<18 M
Dibenzo(a,h)anthracene	<23 µg/kg	TM218		<23 M	<23 M	<23 M	<23 M	28.1 M	<23 M
Benzo(g,h,i)perylene	<24 µg/kg	TM218		<24 M	<24 M	<24 M	<24 M	161 M	<24 M
PAH, Total Detected USEPA 16	<118 µg/kg	TM218		223	402	<118	144	1300	134

CERTIFICATE OF ANALYSIS

SDG:	140712-79	**Location:**	Coed Darcy	**Order Number:**	CD0744
Job:	H_ATKINS_LDC-224	**Customer:**	Atkins Global Ltd	**Report Number:**	289029
Client Reference:	Site Wide Trial Pitting	**Attention:**	Jack Lowrie	**Superseded Report:**	279167

PAH by GCMS

Results Legend

#	ISO17025 accredited.
M	*m*CERTS accredited.
aq	Aqueous / settled sample.
diss.filt	Dissolved / filtered sample.
tot.unfilt	Total / unfiltered sample.
*	Subcontracted test.
**	% recovery of the surrogate standard to check the efficiency of the method. The results of individual compounds within samples aren't corrected for the recovery
(F)	Trigger breach confirmed
1-5&+§@	Sample deviation (see appendix)

Component	LOD/Units	Method	Customer Sample Ref.	Depth (m)	Sample Type	Date Sampled	Sample Time	Date Received	SDG Ref	Lab Sample No.(s)	AGS Reference
Naphthalene-d8 % recovery**	%	TM218	TP 1048	2.50	Soil/Solid	10/07/2014	.	12/07/2014	140712-79	9609918	
			97.5								
Acenaphthene-d10 % recovery**	%	TM218	TP 1048	3.50	Soil/Solid	10/07/2014	.	12/07/2014	140712-79	9609928	
			91.5								
Phenanthrene-d10 % recovery**	%	TM218	TP 1048	4.00	Soil/Solid	10/07/2014	.	12/07/2014	140712-79	9609932	
			93.3								
Chrysene-d12 % recovery**	%	TM218	TP 1049	0.50	Soil/Solid	10/07/2014	.	12/07/2014	140712-79	9609936	
			89.2								
Perylene-d12 % recovery**	%	TM218	TP 1049	1.50	Soil/Solid	10/07/2014	.	12/07/2014	140712-79	9609941	
			93								
			TP 1049	2.50	Soil/Solid	10/07/2014	.	12/07/2014	140712-79	9609945	
			92.4								
Naphthalene	<9 µg/kg	TM218	97.5	98.1	97.9	90.9	96.2	88			
			18.6 M	66.9	34 M	<9 M	<9 M	148 M			
Acenaphthylene	<12 µg/kg	TM218	<12 M	<12	<12 M	<12 M	<12 M	<12 M			
Acenaphthene	<8 µg/kg	TM218	<8 M	<8	<8 M	<8 M	<8 M	<8 M			
Fluorene	<10 µg/kg	TM218	<10 M	99.6	<10 M	<10 M	<10 M	<10 M			
Phenanthrene	<15 µg/kg	TM218	153 M	485	169 M	41.1 M	68.9 M	180 M			
Anthracene	<16 µg/kg	TM218	<16 M	22.3	<16 M	<16 M	<16 M	<16 M			
Fluoranthene	<17 µg/kg	TM218	<17 M	33	<17 M	<17 M	<17 M	19.9 M			
Pyrene	<15 µg/kg	TM218	<15 M	37.5	<15 M	<15 M	<15 M	<15 M			
Benz(a)anthracene	<14 µg/kg	TM218	<14 M	21.5	<14 M	<14 M	<14 M	<14 M			
Chrysene	<10 µg/kg	TM218	36.8 M	147	48.9 M	<10 M	25.3 M	29.2 M			
Benzo(b)fluoranthene	<15 µg/kg	TM218	18.9 M	46.6	25.2 M	<15 M	<15 M	<15 M			
Benzo(k)fluoranthene	<14 µg/kg	TM218	<14 M	<14	<14 M	<14 M	<14 M	<14 M			
Benzo(a)pyrene	<15 µg/kg	TM218	<15 M	<15	<15 M	<15 M	<15 M	<15 M			
Indeno(1,2,3-cd)pyrene	<18 µg/kg	TM218	<18 M	<18	<18 M	<18 M	<18 M	<18 M			
Dibenzo(a,h)anthracene	<23 µg/kg	TM218	<23 M	<23	<23 M	<23 M	<23 M	<23 M			
Benzo(g,h,i)perylene	<24 µg/kg	TM218	<24 M	<24	<24 M	<24 M	<24 M	<24 M			
PAH, Total Detected USEPA 16	<118 µg/kg	TM218	228	959	277	<118	<118	377			

CERTIFICATE OF ANALYSIS

SDG:	140712-79	**Location:**	Coed Darcy	**Order Number:**	CD0744
Job:	H_ATKINS_LDC-224	**Customer:**	Atkins Global Ltd	**Report Number:**	289029
Client Reference:	Site Wide Trial Pitting	**Attention:**	Jack Lowrie	**Superseded Report:**	279167

PAH by GCMS

Results Legend

#	ISO17025 accredited.
M	*m*CERTS accredited.
aq	Aqueous / settled sample.
diss.filt	Dissolved / filtered sample.
tot.unfilt	Total / unfiltered sample.
*	Subcontracted test.
**	% recovery of the surrogate standard to check the efficiency of the method. The results of individual compounds within samples aren't corrected for the recovery
(F)	Trigger breach confirmed
1-5&+§@	Sample deviation (see appendix)

Component	LOD/Units	Method	Customer Sample Ref.	Depth (m)	Sample Type	Date Sampled	Sample Time	Date Received	SDG Ref	Lab Sample No.(s)	AGS Reference
Naphthalene-d8 % recovery**	%	TM218	TP 1049	3.50	Soil/Solid	10/07/2014	.	12/07/2014	140712-79	9609952	
Acenaphthene-d10 % recovery**	%	TM218	TP 1049	4.50	Soil/Solid	10/07/2014	.	12/07/2014	140712-79	9609957	
Phenanthrene-d10 % recovery**	%	TM218	TP 1058	4.50	Soil/Solid	10/07/2014	.	12/07/2014	140712-79	9609882	
Chrysene-d12 % recovery**	%	TM218	TPE1046	0.50	Soil/Solid	10/07/2014	.	12/07/2014	140712-79	9609816	
Perylene-d12 % recovery**	%	TM218	TPE1046	1.50	Soil/Solid	10/07/2014	.	12/07/2014	140712-79	9609820	
			TPE1046	2.50	Soil/Solid	10/07/2014	.	12/07/2014	140712-79	9609824	
Naphthalene	<9 µg/kg	TM218	18.4 M	40.9 M	57.1 M	<9 M	847 M	1710 #			
Acenaphthylene	<12 µg/kg	TM218	<12 M	<12 M	<12 M	<12 M	<12 M	34.4 #			
Acenaphthene	<8 µg/kg	TM218	<8 M	<8 M	<8 M	<8 M	13.7 M	62.4 #			
Fluorene	<10 µg/kg	TM218	<10 M	<10 M	<10 M	<10 M	53.2 M	101 #			
Phenanthrene	<15 µg/kg	TM218	139 M	209 M	103 M	31.3 M	505 M	936 #			
Anthracene	<16 µg/kg	TM218	<16 M	<16 M	<16 M	<16 M	<16 M	<16 #			
Fluoranthene	<17 µg/kg	TM218	<17 M	22.4 M	<17 M	<17 M	39.7 M	65.1 #			
Pyrene	<15 µg/kg	TM218	<15 M	<15 M	<15 M	<15 M	29.4 M	39.8 #			
Benz(a)anthracene	<14 µg/kg	TM218	<14 M	<14 M	<14 M	<14 M	<14 M	<14 #			
Chrysene	<10 µg/kg	TM218	32.1 M	38.8 M	<10 M	<10 M	219 M	354 #			
Benzo(b)fluoranthene	<15 µg/kg	TM218	<15 M	23.8 M	28.7 M	<15 M	119 M	135 #			
Benzo(k)fluoranthene	<14 µg/kg	TM218	<14 M	<14 M	<14 M	<14 M	<14 M	20.7 #			
Benzo(a)pyrene	<15 µg/kg	TM218	<15 M	<15 M	<15 M	<15 M	<15 M	<15 #			
Indeno(1,2,3-cd)pyrene	<18 µg/kg	TM218	<18 M	<18 M	<18 M	<18 M	<18 M	<18 #			
Dibenzo(a,h)anthracene	<23 µg/kg	TM218	<23 M	<23 M	<23 M	<23 M	<23 M	29.9 #			
Benzo(g,h,i)perylene	<24 µg/kg	TM218	<24 M	<24 M	<24 M	<24 M	<24 M	<24 #			
PAH, Total Detected USEPA 16	<118 µg/kg	TM218	189	335	189	<118	1830	3490			

CERTIFICATE OF ANALYSIS

SDG:	140712-79	**Location:**	Coed Darcy	**Order Number:**	CD0744
Job:	H_ATKINS_LDC-224	**Customer:**	Atkins Global Ltd	**Report Number:**	289029
Client Reference:	Site Wide Trial Pitting	**Attention:**	Jack Lowrie	**Superseded Report:**	279167

PAH by GCMS

Results Legend

#	ISO17025 accredited.
M	*m*CERTS accredited.
aq	Aqueous / settled sample.
diss.filt	Dissolved / filtered sample.
tot.unfilt	Total / unfiltered sample.
*	Subcontracted test.
**	% recovery of the surrogate standard to check the efficiency of the method. The results of individual compounds within samples aren't corrected for the recovery
(F)	Trigger breach confirmed
1-5&+§@	Sample deviation (see appendix)

Component	LOD/Units	Method	Customer Sample Ref.	Depth (m)	Sample Type	Date Sampled	Sample Time	Date Received	SDG Ref	Lab Sample No.(s)	AGS Reference
Naphthalene-d8 % recovery**	%	TM218	TPE1046	3.50	Soil/Solid	10/07/2014	.	12/07/2014	140712-79	9609828	
			96.2								
Acenaphthene-d10 % recovery**	%	TM218	TPE1058	0.50	Soil/Solid	10/07/2014	.	12/07/2014	140712-79	9609857	
			74								
Phenanthrene-d10 % recovery**	%	TM218	TPE1058	1.50	Soil/Solid	10/07/2014	.	12/07/2014	140712-79	9609865	
			93.4								
Chrysene-d12 % recovery**	%	TM218	TPE1058	2.50	Soil/Solid	10/07/2014	.	12/07/2014	140712-79	9609871	
			93.3								
Perylene-d12 % recovery**	%	TM218	TPE1058	3.50	Soil/Solid	10/07/2014	.	12/07/2014	140712-79	9609877	
			86.8								
			TPE1059	0.50	Soil/Solid	10/07/2014	.	12/07/2014	140712-79	9609844	
			85.1								
Naphthalene	<9 µg/kg	TM218	96.2	73	94	96.6	90.9	85.6			
			653 M	18 M	14.7 M	2560 M	130 M	<9 M			
Acenaphthylene	<12 µg/kg	TM218	<12 M	<12 M	<12 M	<12 M	<12 M	<12 M			
Acenaphthene	<8 µg/kg	TM218	<8 M	<8 M	<8 M	31.4 M	<8 M	<8 M			
Fluorene	<10 µg/kg	TM218	384 M	<10 M	<10 M	136 M	<10 M	<10 M			
Phenanthrene	<15 µg/kg	TM218	3400 M	55.5 M	36.5 M	626 M	325 M	73.5 M			
Anthracene	<16 µg/kg	TM218	110 M	<16 M	<16 M	29.7 M	<16 M	<16 M			
Fluoranthene	<17 µg/kg	TM218	421 M	75.9 M	<17 M	67.8 M	45.8 M	50 M			
Pyrene	<15 µg/kg	TM218	421 M	64.2 M	<15 M	52.8 M	20 M	33.8 M			
Benz(a)anthracene	<14 µg/kg	TM218	117 M	30.7 M	<14 M	28.5 M	16.9 M	27.7 M			
Chrysene	<10 µg/kg	TM218	1520 M	44.6 M	12.5 M	161 M	155 M	51.4 M			
Benzo(b)fluoranthene	<15 µg/kg	TM218	709 M	107 M	<15 M	99.5 M	92.1 M	38.3 M			
Benzo(k)fluoranthene	<14 µg/kg	TM218	116 M	40.1 M	<14 M	<14 M	<14 M	15.8 M			
Benzo(a)pyrene	<15 µg/kg	TM218	70.9 M	66.3 M	<15 M	<15 M	<15 M	17.8 M			
Indeno(1,2,3-cd)pyrene	<18 µg/kg	TM218	79.7 M	124 M	<18 M	<18 M	<18 M	<18 M			
Dibenzo(a,h)anthracene	<23 µg/kg	TM218	174 M	28.7 M	<23 M	<23 M	<23 M	<23 M			
Benzo(g,h,i)perylene	<24 µg/kg	TM218	133 M	206 M	<24 M	<24 M	<24 M	<24 M			
PAH, Total Detected USEPA 16	<118 µg/kg	TM218	8310	861	<118	3790	785	308			

CERTIFICATE OF ANALYSIS

SDG:	140712-79	**Location:**	Coed Darcy	**Order Number:**	CD0744
Job:	H_ATKINS_LDC-224	**Customer:**	Atkins Global Ltd	**Report Number:**	289029
Client Reference:	Site Wide Trial Pitting	**Attention:**	Jack Lowrie	**Superseded Report:**	279167

PAH by GCMS

Results Legend

#	ISO17025 accredited.
M	*m*CERTS accredited.
aq	Aqueous / settled sample.
diss.filt	Dissolved / filtered sample.
tot.unfilt	Total / unfiltered sample.
*	Subcontracted test.
**	% recovery of the surrogate standard to check the efficiency of the method. The results of individual compounds within samples aren't corrected for the recovery
(F)	Trigger breach confirmed
1-5&+§@	Sample deviation (see appendix)

Component	LOD/Units	Method	Customer Sample Ref.	TPE1059	TPE1059	TPE1060	TPE1060		
			Depth (m)	1.50	2.60	0.50	1.50		
			Sample Type	Soil/Solid	Soil/Solid	Soil/Solid	Soil/Solid		
			Date Sampled	10/07/2014	10/07/2014	10/07/2014	10/07/2014		
			Sample Time	.	.	.	.		
			Date Received	12/07/2014	12/07/2014	12/07/2014	12/07/2014		
			SDG Ref	140712-79	140712-79	140712-79	140712-79		
			Lab Sample No.(s)	9609849	9609853	9609835	9609840		
			AGS Reference						
Naphthalene-d8 % recovery**	%	TM218		97	97.4	85.1	98.1		
Acenaphthene-d10 % recovery**	%	TM218		93.1	93.6	85.7	94.2		
Phenanthrene-d10 % recovery**	%	TM218		92.3	93.4	83.7	93.3		
Chrysene-d12 % recovery**	%	TM218		82.1	83.4	71.5	82.1		
Perylene-d12 % recovery**	%	TM218		84.1	85	72.2	79.6		
Naphthalene	<9 µg/kg	TM218		16.8 M	52.3 M	<9 M	203 M		
Acenaphthylene	<12 µg/kg	TM218		<12 M	<12 M	<12 M	<12 M		
Acenaphthene	<8 µg/kg	TM218		<8 M	<8 M	<8 M	<8 M		
Fluorene	<10 µg/kg	TM218		<10 M	<10 M	<10 M	<10 M		
Phenanthrene	<15 µg/kg	TM218		111 M	182 M	97.5 M	1330 M		
Anthracene	<16 µg/kg	TM218		<16 M	<16 M	<16 M	<16 M		
Fluoranthene	<17 µg/kg	TM218		<17 M	19.2 M	25 M	108 M		
Pyrene	<15 µg/kg	TM218		<15 M	<15 M	<15 M	46.7 M		
Benz(a)anthracene	<14 µg/kg	TM218		21.7 M	27.7 M	<14 M	52.9 M		
Chrysene	<10 µg/kg	TM218		59.6 M	77.5 M	<10 M	672 M		
Benzo(b)fluoranthene	<15 µg/kg	TM218		38.7 M	39.2 M	<15 M	328 M		
Benzo(k)fluoranthene	<14 µg/kg	TM218		<14 M	<14 M	<14 M	45.6 M		
Benzo(a)pyrene	<15 µg/kg	TM218		<15 M	<15 M	<15 M	<15 M		
Indeno(1,2,3-cd)pyrene	<18 µg/kg	TM218		<18 M	<18 M	<18 M	32.5 M		
Dibenzo(a,h)anthracene	<23 µg/kg	TM218		<23 M	<23 M	<23 M	64.8 M		
Benzo(g,h,i)perylene	<24 µg/kg	TM218		<24 M	<24 M	<24 M	30.9 M		
PAH, Total Detected USEPA 16	<118 µg/kg	TM218		248	398	122	2920		

CERTIFICATE OF ANALYSIS

SDG: 140712-79 **Location:** Coed Darcy **Order Number:** CD0744
Job: H_ATKINS_LDC-224 **Customer:** Atkins Global Ltd **Report Number:** 289029
Client Reference: Site Wide Trial Pitting **Attention:** Jack Lowrie **Superseded Report:** 279167

TPH CWG (S)

Results Legend	
#	ISO17025 accredited.
M	*m*CERTS accredited.
aq	Aqueous / settled sample.
diss.filt	Dissolved / filtered sample.
tot.unfilt	Total / unfiltered sample.
*	Subcontracted test.
**	% recovery of the surrogate standard to check the efficiency of the method. The results of individual compounds within samples aren't corrected for the recovery
(F)	Trigger breach confirmed
1-5&+§@	Sample deviation (see appendix)

Component	LOD/Units	Method	Customer Sample Ref.	IP 220	IP 220	IP 234	IP 234	IP 234	IP 235
			Depth (m)	0.50	1.50	0.50	1.50	2.00	0.50
			Sample Type	Soil/Solid	Soil/Solid	Soil/Solid	Soil/Solid	Soil/Solid	Soil/Solid
			Date Sampled	10/07/2014	10/07/2014	10/07/2014	10/07/2014	10/07/2014	10/07/2014
			Sample Time	.	.	.	.	.	.
			Date Received	12/07/2014	12/07/2014	12/07/2014	12/07/2014	12/07/2014	12/07/2014
			SDG Ref	140712-79	140712-79	140712-79	140712-79	140712-79	140712-79
			Lab Sample No.(s)	9610429	9610434	9610273	9610277	9610281	9610285
			AGS Reference						
GRO Surrogate % recovery**	%	TM089		95	104	110	106	117	109
GRO TOT (Moisture Corrected)	<44 µg/kg	TM089		<176 M	516000 M	<176 M	<176 M	<176 M	<176 M
Methyl tertiary butyl ether (MTBE)	<5 µg/kg	TM089		<20 M	<50 M	<20 M	<20 M	<20 M	<20 M
Benzene	<10 µg/kg	TM089		<40 M	<100 M	<40 M	<40 M	<40 M	<40 M
Toluene	<2 µg/kg	TM089		<8 M	<20 M	<8 M	<8 M	<8 M	<8 M
Ethylbenzene	<3 µg/kg	TM089		<12 M	<30 M	<12 M	<12 M	<12 M	<12 M
m,p-Xylene	<6 µg/kg	TM089		<24 M	<60 M	<24 M	<24 M	<24 M	<24 M
o-Xylene	<3 µg/kg	TM089		<12 M	<30 M	<12 M	<12 M	<12 M	<12 M
sum of detected mpo xylene by GC	<9 µg/kg	TM089		<9	<9	<9	<9	<9	<9
sum of detected BTEX by GC	<24 µg/kg	TM089		<24	<24	<24	<24	<24	<24
Aliphatics >C5-C6	<10 µg/kg	TM089		<40	<100	<40	<40	<40	<40
Aliphatics >C6-C8	<10 µg/kg	TM089		<40	29600	<40	<40	<40	<40
Aliphatics >C8-C10	<10 µg/kg	TM089		<40	154000	<40	<40	<40	<40
Aliphatics >C10-C12	<10 µg/kg	TM089		<40	138000	<40	<40	<40	<40
Aliphatics >C12-C16	<100 µg/kg	TM173		<100	538000	<100	<100	<100	<100
Aliphatics >C16-C21	<100 µg/kg	TM173		<100	266000	<100	<100	<100	<100
Aliphatics >C21-C35	<100 µg/kg	TM173		<100	330000	<100	3250	3890	<100
Aliphatics >C35-C44	<100 µg/kg	TM173		<100	91400	<100	<100	<100	<100
Total Aliphatics >C12-C44	<100 µg/kg	TM173		<100	1230000	<100	3250	3890	<100
Aromatics >EC5-EC7	<10 µg/kg	TM089		<40	<100	<40	<40	<40	<40
Aromatics >EC7-EC8	<10 µg/kg	TM089		<40	<100	<40	<40	<40	<40
Aromatics >EC8-EC10	<10 µg/kg	TM089		<40	103000	<40	<40	<40	<40
Aromatics >EC10-EC12	<10 µg/kg	TM089		<40	92100	<40	<40	<40	<40
Aromatics >EC12-EC16	<100 µg/kg	TM173		<100	37300	<100	<100	289	<100
Aromatics >EC16-EC21	<100 µg/kg	TM173		478	65300	<100	329	7170	502
Aromatics >EC21-EC35	<100 µg/kg	TM173		3100	142000	<100	9840	28800	4880
Aromatics >EC35-EC44	<100 µg/kg	TM173		<100	61900	<100	3100	6040	1030
Aromatics >EC40-EC44	<100 µg/kg	TM173		<100	26800	<100	1800	1870	<100
Total Aromatics >EC12-EC44	<100 µg/kg	TM173		3580	306000	<100	13300	42300	6420
Total Aliphatics & Aromatics >C5-C44	<100 µg/kg	TM173		3600	2050000	<100	16500	46200	6420

CERTIFICATE OF ANALYSIS

SDG: 140712-79 **Location:** Coed Darcy **Order Number:** CD0744
Job: H_ATKINS_LDC-224 **Customer:** Atkins Global Ltd **Report Number:** 289029
Client Reference: Site Wide Trial Pitting **Attention:** Jack Lowrie **Superseded Report:** 279167

TPH CWG (S)

Results Legend	
#	ISO17025 accredited.
M	*m*CERTS accredited.
aq	Aqueous / settled sample.
diss.filt	Dissolved / filtered sample.
tot.unfilt	Total / unfiltered sample.
*	Subcontracted test.
**	% recovery of the surrogate standard to check the efficiency of the method. The results of individual compounds within samples aren't corrected for the recovery
(F)	Trigger breach confirmed
1-5&+§@	Sample deviation (see appendix)

Component	LOD/Units	Method	Customer Sample Ref.	IP 235	IP 236	IP 236	IP 236	IP 237	IP 237
			Depth (m)	1.50	0.50	1.50	3.00	0.50	1.50
			Sample Type	Soil/Solid	Soil/Solid	Soil/Solid	Soil/Solid	Soil/Solid	Soil/Solid
			Date Sampled	10/07/2014	10/07/2014	10/07/2014	10/07/2014	10/07/2014	10/07/2014
			Sample Time	.	.	.	.	.	.
			Date Received	12/07/2014	12/07/2014	12/07/2014	12/07/2014	12/07/2014	12/07/2014
			SDG Ref	140712-79	140712-79	140712-79	140712-79	140712-79	140712-79
			Lab Sample No.(s)	9610289	9610261	9610265	9610269	9610257	9610241
			AGS Reference						
GRO Surrogate % recovery**	%	TM089		76	82	96	106	79	112
GRO TOT (Moisture Corrected)	<44 µg/kg	TM089		<176 #	<176 M	<176 M	<176 M	<176 M	<176 M
Methyl tertiary butyl ether (MTBE)	<5 µg/kg	TM089		<20 #	<20 M	<20 M	<20 M	<20 M	<20 M
Benzene	<10 µg/kg	TM089		<40 #	<40 M	<40 M	<40 M	<40 M	<40 M
Toluene	<2 µg/kg	TM089		11.7 #	<8 M	<8 M	<8 M	<8 M	<8 M
Ethylbenzene	<3 µg/kg	TM089		<12 #	<12 M	<12 M	<12 M	<12 M	<12 M
m,p-Xylene	<6 µg/kg	TM089		27.8 #	<24 M	<24 M	<24 M	<24 M	<24 M
o-Xylene	<3 µg/kg	TM089		<12 #	<12 M	<12 M	<12 M	<12 M	<12 M
sum of detected mpo xylene by GC	<9 µg/kg	TM089		27.8	<9	<9	<9	<9	<9
sum of detected BTEX by GC	<24 µg/kg	TM089		39.5	<24	<24	<24	<24	<24
Aliphatics >C5-C6	<10 µg/kg	TM089		<40	<40	<40	<40	<40	<40
Aliphatics >C6-C8	<10 µg/kg	TM089		<40	<40	<40	<40	<40	<40
Aliphatics >C8-C10	<10 µg/kg	TM089		<40	<40	<40	<40	<40	<40
Aliphatics >C10-C12	<10 µg/kg	TM089		<40	<40	<40	<40	<40	<40
Aliphatics >C12-C16	<100 µg/kg	TM173		<100	<100	<100	<100	<100	<100
Aliphatics >C16-C21	<100 µg/kg	TM173		<100	<100	1440	<100	<100	<100
Aliphatics >C21-C35	<100 µg/kg	TM173		<100	<100	4510	<100	<100	<100
Aliphatics >C35-C44	<100 µg/kg	TM173		<100	<100	<100	<100	<100	<100
Total Aliphatics >C12-C44	<100 µg/kg	TM173		<100	<100	5950	<100	<100	<100
Aromatics >EC5-EC7	<10 µg/kg	TM089		<40	<40	<40	<40	<40	<40
Aromatics >EC7-EC8	<10 µg/kg	TM089		<40	<40	<40	<40	<40	<40
Aromatics >EC8-EC10	<10 µg/kg	TM089		42.7	<40	<40	<40	<40	<40
Aromatics >EC10-EC12	<10 µg/kg	TM089		<40	<40	<40	<40	<40	<40
Aromatics >EC12-EC16	<100 µg/kg	TM173		<100	<100	<100	<100	<100	<100
Aromatics >EC16-EC21	<100 µg/kg	TM173		<100	<100	<100	<100	<100	<100
Aromatics >EC21-EC35	<100 µg/kg	TM173		<100	<100	1920	<100	6360	<100
Aromatics >EC35-EC44	<100 µg/kg	TM173		<100	<100	537	<100	<100	<100
Aromatics >EC40-EC44	<100 µg/kg	TM173		<100	<100	177	<100	<100	<100
Total Aromatics >EC12-EC44	<100 µg/kg	TM173		<100	<100	2450	<100	6360	<100
Total Aliphatics & Aromatics >C5-C44	<100 µg/kg	TM173		<100	<100	8410	<100	6390	<100

CERTIFICATE OF ANALYSIS

SDG: 140712-79 **Location:** Coed Darcy **Order Number:** CD0744
Job: H_ATKINS_LDC-224 **Customer:** Atkins Global Ltd **Report Number:** 289029
Client Reference: Site Wide Trial Pitting **Attention:** Jack Lowrie **Superseded Report:** 279167

TPH CWG (S)

Results Legend
ISO17025 accredited.
M *m*CERTS accredited.
aq Aqueous / settled sample.
diss.filt Dissolved / filtered sample.
tot.unfilt Total / unfiltered sample.
***** Subcontracted test.
****** % recovery of the surrogate standard to check the efficiency of the method. The results of individual compounds within samples aren't corrected for the recovery
(F) Trigger breach confirmed
1-5&+§@ Sample deviation (see appendix)

Component	LOD/Units	Method	Customer Sample Ref.	IP 237	IP 255	IP 255	IP 257	IP 258	IP 258
			Depth (m)	1.51	0.50	1.50	0.50	0.30	2.00
			Sample Type	Soil/Solid	Soil/Solid	Soil/Solid	Soil/Solid	Soil/Solid	Soil/Solid
			Date Sampled	10/07/2014	10/07/2014	10/07/2014	10/07/2014	10/07/2014	10/07/2014
			Sample Time	.	.	.	.	.	.
			Date Received	12/07/2014	12/07/2014	12/07/2014	12/07/2014	12/07/2014	12/07/2014
			SDG Ref	140712-79	140712-79	140712-79	140712-79	140712-79	140712-79
			Lab Sample No.(s)	9610251	9610398	9610412	9610416	9610363	9610367
			AGS Reference						
GRO Surrogate % recovery**	%	TM089		104	86	80	94	95	97
GRO TOT (Moisture Corrected)	<44 µg/kg	TM089		<176 #	6590 M	<176 M	<176 M	<176 M	<880 M
Methyl tertiary butyl ether (MTBE)	<5 µg/kg	TM089		<20 #	<20 M	<20 M	<20 M	<20 M	<100 M
Benzene	<10 µg/kg	TM089		<40 #	<40 M	<40 M	<40 M	<40 M	<200 M
Toluene	<2 µg/kg	TM089		<8 #	<8 M	<8 M	<8 M	<8 M	<40 M
Ethylbenzene	<3 µg/kg	TM089		<12 #	<12 M	<12 M	<12 M	<12 M	<60 M
m,p-Xylene	<6 µg/kg	TM089		<24 #	<24 M	<24 M	<24 M	<24 M	<120 M
o-Xylene	<3 µg/kg	TM089		<12 #	<12 M	<12 M	<12 M	<12 M	<60 M
sum of detected mpo xylene by GC	<9 µg/kg	TM089		<9	<9	<9	<9	<9	<9
sum of detected BTEX by GC	<24 µg/kg	TM089		<24	<24	<24	<24	<24	<24
Aliphatics >C5-C6	<10 µg/kg	TM089		<40	<40	<40	<40	<40	<200
Aliphatics >C6-C8	<10 µg/kg	TM089		<40	2510	<40	<40	<40	<200
Aliphatics >C8-C10	<10 µg/kg	TM089		<40	2130	<40	<40	<40	<200
Aliphatics >C10-C12	<10 µg/kg	TM089		<40	277	<40	<40	<40	<200
Aliphatics >C12-C16	<100 µg/kg	TM173		<100	1940	<100	<100	<100	<100
Aliphatics >C16-C21	<100 µg/kg	TM173		<100	5490	<100	<100	<100	<100
Aliphatics >C21-C35	<100 µg/kg	TM173		<100	24000	<100	<100	3540	<100
Aliphatics >C35-C44	<100 µg/kg	TM173		<100	9850	<100	<100	<100	<100
Total Aliphatics >C12-C44	<100 µg/kg	TM173		<100	41200	<100	<100	3540	<100
Aromatics >EC5-EC7	<10 µg/kg	TM089		<40	<40	<40	<40	<40	<200
Aromatics >EC7-EC8	<10 µg/kg	TM089		<40	<40	<40	<40	<40	<200
Aromatics >EC8-EC10	<10 µg/kg	TM089		<40	1420	<40	<40	<40	<200
Aromatics >EC10-EC12	<10 µg/kg	TM089		<40	185	<40	<40	<40	<200
Aromatics >EC12-EC16	<100 µg/kg	TM173		<100	1340	<100	<100	<100	<100
Aromatics >EC16-EC21	<100 µg/kg	TM173		<100	7200	<100	<100	<100	<100
Aromatics >EC21-EC35	<100 µg/kg	TM173		<100	12800	<100	785	7600	<100
Aromatics >EC35-EC44	<100 µg/kg	TM173		<100	4850	<100	<100	2980	<100
Aromatics >EC40-EC44	<100 µg/kg	TM173		<100	1920	<100	<100	1340	<100
Total Aromatics >EC12-EC44	<100 µg/kg	TM173		<100	26200	<100	785	10600	<100
Total Aliphatics & Aromatics >C5-C44	<100 µg/kg	TM173		<100	74000	<100	789	14100	<100

CERTIFICATE OF ANALYSIS

SDG:	140712-79	**Location:**	Coed Darcy	**Order Number:**	CD0744
Job:	H_ATKINS_LDC-224	**Customer:**	Atkins Global Ltd	**Report Number:**	289029
Client Reference:	Site Wide Trial Pitting	**Attention:**	Jack Lowrie	**Superseded Report:**	279167

TPH CWG (S)

Results Legend

#	ISO17025 accredited.
M	*m*CERTS accredited.
aq	Aqueous / settled sample.
diss.filt	Dissolved / filtered sample.
tot.unfilt	Total / unfiltered sample.
*	Subcontracted test.
**	% recovery of the surrogate standard to check the efficiency of the method. The results of individual compounds within samples aren't corrected for the recovery
(F)	Trigger breach confirmed
1-5&+§@	Sample deviation (see appendix)

Component	LOD/Units	Method	Customer Sample Ref.	IP 258	IP 279	IP 279	IP 280	IP 280	IP 281
			Depth (m)	3.00	0.50	1.50	1.00	2.00	1.00
			Sample Type	Soil/Solid	Soil/Solid	Soil/Solid	Soil/Solid	Soil/Solid	Soil/Solid
			Date Sampled	10/07/2014	10/07/2014	10/07/2014	10/07/2014	10/07/2014	10/07/2014
			Sample Time	.	.	.	.	.	.
			Date Received	12/07/2014	12/07/2014	12/07/2014	12/07/2014	12/07/2014	12/07/2014
			SDG Ref	140712-79	140712-79	140712-79	140712-79	140712-79	140712-79
			Lab Sample No.(s)	9610375	9610355	9610359	9610381	9610385	9610389
			AGS Reference						
GRO Surrogate % recovery**	%	TM089		43	82	115	97	82	96
GRO TOT (Moisture Corrected)	<44 µg/kg	TM089		<880 M	<176 M	<176 #	<176 M	256 M	<176 M
Methyl tertiary butyl ether (MTBE)	<5 µg/kg	TM089		<100 M	<20 M	<20 #	<20 M	<20 M	<20 M
Benzene	<10 µg/kg	TM089		<200 M	<40 M	<40 #	<40 M	<40 M	<40 M
Toluene	<2 µg/kg	TM089		<40 M	<8 M	<8 #	<8 M	<8 M	<8 M
Ethylbenzene	<3 µg/kg	TM089		<60 M	<12 M	<12 #	<12 M	<12 M	<12 M
m,p-Xylene	<6 µg/kg	TM089		<120 M	48.8 M	<24 #	<24 M	42.6 M	<24 M
o-Xylene	<3 µg/kg	TM089		<60 M	<12 M	<12 #	<12 M	<12 M	<12 M
sum of detected mpo xylene by GC	<9 µg/kg	TM089		<9	48.8	<9	<9	42.6	<9
sum of detected BTEX by GC	<24 µg/kg	TM089		<24	48.8	<24	<24	42.6	<24
Aliphatics >C5-C6	<10 µg/kg	TM089		<200	<40	<40	<40	<40	<40
Aliphatics >C6-C8	<10 µg/kg	TM089		<200	<40	<40	<40	<40	<40
Aliphatics >C8-C10	<10 µg/kg	TM089		<200	<40	<40	<40	71.3	<40
Aliphatics >C10-C12	<10 µg/kg	TM089		<200	<40	<40	<40	<40	<40
Aliphatics >C12-C16	<100 µg/kg	TM173		<100	<100	<100	<100	<100	<100
Aliphatics >C16-C21	<100 µg/kg	TM173		<100	129	<100	<100	<100	<100
Aliphatics >C21-C35	<100 µg/kg	TM173		<100	16000	<100	<100	<100	<100
Aliphatics >C35-C44	<100 µg/kg	TM173		<100	1910	<100	<100	<100	<100
Total Aliphatics >C12-C44	<100 µg/kg	TM173		<100	18000	<100	<100	<100	<100
Aromatics >EC5-EC7	<10 µg/kg	TM089		<200	<40	<40	<40	<40	<40
Aromatics >EC7-EC8	<10 µg/kg	TM089		<200	<40	<40	<40	<40	<40
Aromatics >EC8-EC10	<10 µg/kg	TM089		<200	59.9	<40	<40	106	<40
Aromatics >EC10-EC12	<10 µg/kg	TM089		<200	<40	<40	<40	<40	<40
Aromatics >EC12-EC16	<100 µg/kg	TM173		625	<100	<100	<100	<100	<100
Aromatics >EC16-EC21	<100 µg/kg	TM173		1520	336	<100	<100	<100	<100
Aromatics >EC21-EC35	<100 µg/kg	TM173		4520	7800	4240	<100	<100	<100
Aromatics >EC35-EC44	<100 µg/kg	TM173		<100	4550	<100	<100	<100	<100
Aromatics >EC40-EC44	<100 µg/kg	TM173		<100	1830	<100	<100	<100	<100
Total Aromatics >EC12-EC44	<100 µg/kg	TM173		6660	12700	4240	<100	<100	<100
Total Aliphatics & Aromatics >C5-C44	<100 µg/kg	TM173		6660	30800	4240	<100	256	<100

CERTIFICATE OF ANALYSIS

SDG: 140712-79 **Location:** Coed Darcy **Order Number:** CD0744
Job: H_ATKINS_LDC-224 **Customer:** Atkins Global Ltd **Report Number:** 289029
Client Reference: Site Wide Trial Pitting **Attention:** Jack Lowrie **Superseded Report:** 279167

TPH CWG (S)

Results Legend	
#	ISO17025 accredited.
M	*m*CERTS accredited.
aq	Aqueous / settled sample.
diss.filt	Dissolved / filtered sample.
tot.unfilt	Total / unfiltered sample.
*	Subcontracted test.
**	% recovery of the surrogate standard to check the efficiency of the method. The results of individual compounds within samples aren't corrected for the recovery
(F)	Trigger breach confirmed
1-5&+§@	Sample deviation (see appendix)

Component	LOD/Units	Method	Customer Sample Ref.	IP 281	IP 287	IP 287	IP 289	IP 310	IP 310
			Depth (m)	2.00	0.50	1.00	0.50	0.50	1.50
			Sample Type	Soil/Solid	Soil/Solid	Soil/Solid	Soil/Solid	Soil/Solid	Soil/Solid
			Date Sampled	10/07/2014	10/07/2014	10/07/2014	10/07/2014	10/07/2014	10/07/2014
			Sample Time	.	.	.	.	.	.
			Date Received	12/07/2014	12/07/2014	12/07/2014	12/07/2014	12/07/2014	12/07/2014
			SDG Ref	140712-79	140712-79	140712-79	140712-79	140712-79	140712-79
			Lab Sample No.(s)	9610393	9610420	9610424	9610237	9610219	9610224
			AGS Reference						
GRO Surrogate % recovery**	%	TM089		91	113	79	88	94	104
GRO TOT (Moisture Corrected)	<44 µg/kg	TM089		<176 M	<176 M	245 M	<176 M	<176 M	<176 M
Methyl tertiary butyl ether (MTBE)	<5 µg/kg	TM089		<20 M	<20 M	<20 M	<20 M	<20 M	<20 M
Benzene	<10 µg/kg	TM089		<40 M	<40 M	<40 M	<40 M	<40 M	<40 M
Toluene	<2 µg/kg	TM089		<8 M	<8 M	<8 M	<8 M	<8 M	<8 M
Ethylbenzene	<3 µg/kg	TM089		<12 M	<12 M	<12 M	<12 M	<12 M	<12 M
m,p-Xylene	<6 µg/kg	TM089		<24 M	<24 M	35.8 M	<24 M	<24 M	<24 M
o-Xylene	<3 µg/kg	TM089		<12 M	<12 M	<12 M	<12 M	<12 M	<12 M
sum of detected mpo xylene by GC	<9 µg/kg	TM089		<9	<9	35.8	<9	<9	<9
sum of detected BTEX by GC	<24 µg/kg	TM089		<24	<24	35.8	<24	<24	<24
Aliphatics >C5-C6	<10 µg/kg	TM089		<40	<40	<40	<40	<40	<40
Aliphatics >C6-C8	<10 µg/kg	TM089		<40	<40	52.6	<40	<40	<40
Aliphatics >C8-C10	<10 µg/kg	TM089		<40	<40	48.2	<40	<40	<40
Aliphatics >C10-C12	<10 µg/kg	TM089		<40	<40	<40	<40	<40	<40
Aliphatics >C12-C16	<100 µg/kg	TM173		<100	<100	<100	<100	<100	<100
Aliphatics >C16-C21	<100 µg/kg	TM173		<100	<100	473	<100	<100	<100
Aliphatics >C21-C35	<100 µg/kg	TM173		<100	<100	10200	<100	2090	<100
Aliphatics >C35-C44	<100 µg/kg	TM173		<100	<100	1760	<100	<100	<100
Total Aliphatics >C12-C44	<100 µg/kg	TM173		<100	<100	12500	<100	2090	<100
Aromatics >EC5-EC7	<10 µg/kg	TM089		<40	<40	<40	<40	<40	<40
Aromatics >EC7-EC8	<10 µg/kg	TM089		<40	<40	<40	<40	<40	<40
Aromatics >EC8-EC10	<10 µg/kg	TM089		<40	<40	80.6	<40	<40	<40
Aromatics >EC10-EC12	<10 µg/kg	TM089		<40	<40	<40	<40	<40	<40
Aromatics >EC12-EC16	<100 µg/kg	TM173		<100	<100	<100	<100	<100	<100
Aromatics >EC16-EC21	<100 µg/kg	TM173		<100	<100	<100	<100	526	<100
Aromatics >EC21-EC35	<100 µg/kg	TM173		<100	<100	<100	<100	5760	<100
Aromatics >EC35-EC44	<100 µg/kg	TM173		<100	<100	<100	<100	2090	<100
Aromatics >EC40-EC44	<100 µg/kg	TM173		<100	<100	<100	<100	506	<100
Total Aromatics >EC12-EC44	<100 µg/kg	TM173		<100	<100	<100	<100	8380	<100
Total Aliphatics & Aromatics >C5-C44	<100 µg/kg	TM173		<100	<100	12700	<100	10500	<100

CERTIFICATE OF ANALYSIS

SDG: 140712-79 **Location:** Coed Darcy **Order Number:** CD0744
Job: H_ATKINS_LDC-224 **Customer:** Atkins Global Ltd **Report Number:** 289029
Client Reference: Site Wide Trial Pitting **Attention:** Jack Lowrie **Superseded Report:** 279167

TPH CWG (S)

Results Legend	
#	ISO17025 accredited.
M	*m*CERTS accredited.
aq	Aqueous / settled sample.
diss.filt	Dissolved / filtered sample.
tot.unfilt	Total / unfiltered sample.
*	Subcontracted test.
**	% recovery of the surrogate standard to check the efficiency of the method. The results of individual compounds within samples aren't corrected for the recovery
(F)	Trigger breach confirmed
1-5&+§@	Sample deviation (see appendix)

Component	LOD/Units	Method	Customer Sample Ref.	IP 310	IP 310	IP 311	IP 311	IP 321	IP 321
			Depth (m)	2.50	3.50	0.50	1.00	0.50	1.50
			Sample Type	Soil/Solid	Soil/Solid	Soil/Solid	Soil/Solid	Soil/Solid	Soil/Solid
			Date Sampled	10/07/2014	10/07/2014	10/07/2014	10/07/2014	10/07/2014	10/07/2014
			Sample Time	.	.	.	.	.	.
			Date Received	12/07/2014	12/07/2014	12/07/2014	12/07/2014	12/07/2014	12/07/2014
			SDG Ref	140712-79	140712-79	140712-79	140712-79	140712-79	140712-79
			Lab Sample No.(s)	9610228	9610232	9610343	9610347	9610326	9610330
			AGS Reference						
GRO Surrogate % recovery**	%	TM089		104	118	96	91	100	108
GRO TOT (Moisture Corrected)	<44 µg/kg	TM089		<176 M	<176 M	<176 M	18100 M	<176 M	<176 M
Methyl tertiary butyl ether (MTBE)	<5 µg/kg	TM089		<20 M	<20 M	<20 M	633 M	<20 M	<20 M
Benzene	<10 µg/kg	TM089		<40 M	<40 M	<40 M	129 M	<40 M	<40 M
Toluene	<2 µg/kg	TM089		<8 M	<8 M	<8 M	<8 M	<8 M	<8 M
Ethylbenzene	<3 µg/kg	TM089		<12 M	<12 M	<12 M	<12 M	<12 M	<12 M
m,p-Xylene	<6 µg/kg	TM089		<24 M	<24 M	<24 M	363 M	<24 M	<24 M
o-Xylene	<3 µg/kg	TM089		<12 M	<12 M	<12 M	<12 M	<12 M	<12 M
sum of detected mpo xylene by GC	<9 µg/kg	TM089		<9	<9	<9	363	<9	<9
sum of detected BTEX by GC	<24 µg/kg	TM089		<24	<24	<24	492	<24	<24
Aliphatics >C5-C6	<10 µg/kg	TM089		<40	<40	<40	1620	<40	<40
Aliphatics >C6-C8	<10 µg/kg	TM089		<40	<40	<40	4110	<40	<40
Aliphatics >C8-C10	<10 µg/kg	TM089		<40	<40	<40	4250	<40	<40
Aliphatics >C10-C12	<10 µg/kg	TM089		<40	<40	<40	2490	<40	<40
Aliphatics >C12-C16	<100 µg/kg	TM173		<100	<100	<100	7970	<100	<100
Aliphatics >C16-C21	<100 µg/kg	TM173		<100	<100	<100	11700	<100	<100
Aliphatics >C21-C35	<100 µg/kg	TM173		<100	<100	4660	31900	896	<100
Aliphatics >C35-C44	<100 µg/kg	TM173		<100	<100	<100	8980	<100	<100
Total Aliphatics >C12-C44	<100 µg/kg	TM173		<100	<100	4660	60500	896	<100
Aromatics >EC5-EC7	<10 µg/kg	TM089		<40	<40	<40	129	<40	<40
Aromatics >EC7-EC8	<10 µg/kg	TM089		<40	<40	<40	<40	<40	<40
Aromatics >EC8-EC10	<10 µg/kg	TM089		<40	<40	<40	3190	<40	<40
Aromatics >EC10-EC12	<10 µg/kg	TM089		<40	<40	<40	1660	<40	<40
Aromatics >EC12-EC16	<100 µg/kg	TM173		<100	<100	<100	7970	<100	<100
Aromatics >EC16-EC21	<100 µg/kg	TM173		<100	<100	<100	15000	<100	<100
Aromatics >EC21-EC35	<100 µg/kg	TM173		<100	<100	3500	16600	2660	<100
Aromatics >EC35-EC44	<100 µg/kg	TM173		<100	<100	<100	2990	<100	<100
Aromatics >EC40-EC44	<100 µg/kg	TM173		<100	<100	<100	286	<100	<100
Total Aromatics >EC12-EC44	<100 µg/kg	TM173		<100	<100	3500	42600	2660	<100
Total Aliphatics & Aromatics >C5-C44	<100 µg/kg	TM173		<100	<100	8180	121000	3590	<100

CERTIFICATE OF ANALYSIS

SDG: 140712-79 **Location:** Coed Darcy **Order Number:** CD0744
Job: H_ATKINS_LDC-224 **Customer:** Atkins Global Ltd **Report Number:** 289029
Client Reference: Site Wide Trial Pitting **Attention:** Jack Lowrie **Superseded Report:** 279167

TPH CWG (S)

Results Legend
ISO17025 accredited.
M *m*CERTS accredited.
aq Aqueous / settled sample.
diss.filt Dissolved / filtered sample.
tot.unfilt Total / unfiltered sample.
***** Subcontracted test.
****** % recovery of the surrogate standard to check the efficiency of the method. The results of individual compounds within samples aren't corrected for the recovery
(F) Trigger breach confirmed
1-5&+§@ Sample deviation (see appendix)

Component	LOD/Units	Method	Customer Sample Ref.	IP 321	IP 322	IP 322	IP 323	IP 323	IP 323
			Depth (m)	2.50	0.00 - 0.00	0.50	0.50	1.50	2.00
			Sample Type	Soil/Solid	Soil/Solid	Soil/Solid	Soil/Solid	Soil/Solid	Soil/Solid
			Date Sampled	10/07/2014	10/07/2014	10/07/2014	10/07/2014	10/07/2014	10/07/2014
			Sample Time	.	.	.	.	.	.
			Date Received	12/07/2014	12/07/2014	12/07/2014	12/07/2014	12/07/2014	12/07/2014
			SDG Ref	140712-79	140712-79	140712-79	140712-79	140712-79	140712-79
			Lab Sample No.(s)	9610335	9610322	9610318	9610303	9610307	9610311
			AGS Reference						
GRO Surrogate % recovery**	%	TM089		96	98	92	100	91	89
GRO TOT (Moisture Corrected)	<44 µg/kg	TM089		<176 M	<176 M	<176 M	<176 M	<176 M	<176 M
Methyl tertiary butyl ether (MTBE)	<5 µg/kg	TM089		<20 M	<20 M	<20 M	<20 M	<20 M	<20 M
Benzene	<10 µg/kg	TM089		<40 M	<40 M	<40 M	<40 M	<40 M	<40 M
Toluene	<2 µg/kg	TM089		<8 M	<8 M	<8 M	<8 M	<8 M	<8 M
Ethylbenzene	<3 µg/kg	TM089		<12 M	<12 M	<12 M	<12 M	<12 M	<12 M
m,p-Xylene	<6 µg/kg	TM089		<24 M	<24 M	27.1 M	<24 M	<24 M	<24 M
o-Xylene	<3 µg/kg	TM089		<12 M	<12 M	<12 M	<12 M	<12 M	<12 M
sum of detected mpo xylene by GC	<9 µg/kg	TM089		<9	<9	27.1	<9	<9	<9
sum of detected BTEX by GC	<24 µg/kg	TM089		<24	<24	27.1	<24	<24	<24
Aliphatics >C5-C6	<10 µg/kg	TM089		<40	<40	<40	<40	<40	<40
Aliphatics >C6-C8	<10 µg/kg	TM089		<40	<40	<40	<40	<40	<40
Aliphatics >C8-C10	<10 µg/kg	TM089		<40	<40	<40	<40	<40	<40
Aliphatics >C10-C12	<10 µg/kg	TM089		<40	<40	<40	<40	<40	<40
Aliphatics >C12-C16	<100 µg/kg	TM173		<100	<100	<100	<100	<100	<100
Aliphatics >C16-C21	<100 µg/kg	TM173		<100	<100	<100	<100	<100	<100
Aliphatics >C21-C35	<100 µg/kg	TM173		<100	3470	2290	3660	<100	<100
Aliphatics >C35-C44	<100 µg/kg	TM173		<100	<100	<100	<100	<100	<100
Total Aliphatics >C12-C44	<100 µg/kg	TM173		<100	3470	2290	3660	<100	<100
Aromatics >EC5-EC7	<10 µg/kg	TM089		<40	<40	<40	<40	<40	<40
Aromatics >EC7-EC8	<10 µg/kg	TM089		<40	<40	<40	<40	<40	<40
Aromatics >EC8-EC10	<10 µg/kg	TM089		<40	<40	<40	<40	<40	<40
Aromatics >EC10-EC12	<10 µg/kg	TM089		<40	<40	<40	<40	<40	<40
Aromatics >EC12-EC16	<100 µg/kg	TM173		<100	<100	<100	<100	<100	<100
Aromatics >EC16-EC21	<100 µg/kg	TM173		<100	776	<100	<100	<100	<100
Aromatics >EC21-EC35	<100 µg/kg	TM173		<100	6110	3520	5450	<100	<100
Aromatics >EC35-EC44	<100 µg/kg	TM173		<100	1390	<100	526	<100	<100
Aromatics >EC40-EC44	<100 µg/kg	TM173		<100	274	<100	<100	<100	<100
Total Aromatics >EC12-EC44	<100 µg/kg	TM173		<100	8280	3520	5980	<100	<100
Total Aliphatics & Aromatics >C5-C44	<100 µg/kg	TM173		<100	11800	5840	9660	<100	<100

CERTIFICATE OF ANALYSIS

SDG: 140712-79 **Location:** Coed Darcy **Order Number:** CD0744
Job: H_ATKINS_LDC-224 **Customer:** Atkins Global Ltd **Report Number:** 289029
Client Reference: Site Wide Trial Pitting **Attention:** Jack Lowrie **Superseded Report:** 279167

TPH CWG (S)

Results Legend	
#	ISO17025 accredited.
M	*m*CERTS accredited.
aq	Aqueous / settled sample.
diss.filt	Dissolved / filtered sample.
tot.unfilt	Total / unfiltered sample.
*	Subcontracted test.
**	% recovery of the surrogate standard to check the efficiency of the method. The results of individual compounds within samples aren't corrected for the recovery
(F)	Trigger breach confirmed
1-5&+§@	Sample deviation (see appendix)

Component	LOD/Units	Method	Customer Sample Ref.	IP 462	IP 462	IP 462	IP 463	IP 464	IP 471
			Depth (m)	0.50	1.50	2.50	0.20	0.20	0.50
			Sample Type	Soil/Solid	Soil/Solid	Soil/Solid	Soil/Solid	Soil/Solid	Soil/Solid
			Date Sampled	10/07/2014	10/07/2014	10/07/2014	10/07/2014	10/07/2014	10/07/2014
			Sample Time	.	.	.	.	.	.
			Date Received	12/07/2014	12/07/2014	12/07/2014	12/07/2014	12/07/2014	12/07/2014
			SDG Ref	140712-79	140712-79	140712-79	140712-79	140712-79	140712-79
			Lab Sample No.(s)	9610089	9610099	9610105	9610016	9609807	9610084
			AGS Reference						
GRO Surrogate % recovery**	%	TM089		98	102	93	93	90	93
GRO TOT (Moisture Corrected)	<44 µg/kg	TM089		<176 M	<176 M	<176 M	<176 M	<176 M	233 M
Methyl tertiary butyl ether (MTBE)	<5 µg/kg	TM089		<20 M	<20 M	<20 M	<20 M	<20 M	<20 M
Benzene	<10 µg/kg	TM089		<40 M	<40 M	<40 M	<40 M	<40 M	<40 M
Toluene	<2 µg/kg	TM089		<8 M	<8 M	<8 M	<8 M	<8 M	<8 M
Ethylbenzene	<3 µg/kg	TM089		<12 M	<12 M	<12 M	<12 M	<12 M	<12 M
m,p-Xylene	<6 µg/kg	TM089		<24 M	<24 M	<24 M	<24 M	<24 M	<24 M
o-Xylene	<3 µg/kg	TM089		<12 M	<12 M	<12 M	<12 M	<12 M	<12 M
sum of detected mpo xylene by GC	<9 µg/kg	TM089		<9	<9	<9	<9	<9	<9
sum of detected BTEX by GC	<24 µg/kg	TM089		<24	<24	<24	<24	<24	<24
Aliphatics >C5-C6	<10 µg/kg	TM089		<40	<40	<40	<40	<40	<40
Aliphatics >C6-C8	<10 µg/kg	TM089		<40	<40	<40	<40	<40	<40
Aliphatics >C8-C10	<10 µg/kg	TM089		<40	<40	<40	<40	<40	<40
Aliphatics >C10-C12	<10 µg/kg	TM089		<40	<40	<40	<40	<40	72.2
Aliphatics >C12-C16	<100 µg/kg	TM173		<100	<100	<100	1380	<100	<100
Aliphatics >C16-C21	<100 µg/kg	TM173		<100	<100	<100	<100	<100	5530
Aliphatics >C21-C35	<100 µg/kg	TM173		<100	<100	<100	4420	2630	21100
Aliphatics >C35-C44	<100 µg/kg	TM173		<100	<100	<100	2790	<100	5510
Total Aliphatics >C12-C44	<100 µg/kg	TM173		<100	<100	<100	8590	2630	32200
Aromatics >EC5-EC7	<10 µg/kg	TM089		<40	<40	<40	<40	<40	<40
Aromatics >EC7-EC8	<10 µg/kg	TM089		<40	<40	<40	<40	<40	<40
Aromatics >EC8-EC10	<10 µg/kg	TM089		<40	<40	<40	<40	<40	42.2
Aromatics >EC10-EC12	<10 µg/kg	TM089		<40	<40	<40	<40	<40	48.8
Aromatics >EC12-EC16	<100 µg/kg	TM173		<100	<100	<100	644	<100	<100
Aromatics >EC16-EC21	<100 µg/kg	TM173		<100	<100	<100	2820	336	2230
Aromatics >EC21-EC35	<100 µg/kg	TM173		<100	<100	<100	20000	5590	12800
Aromatics >EC35-EC44	<100 µg/kg	TM173		<100	<100	<100	11400	1340	7370
Aromatics >EC40-EC44	<100 µg/kg	TM173		<100	<100	<100	4380	<100	3070
Total Aromatics >EC12-EC44	<100 µg/kg	TM173		<100	<100	<100	34900	7270	22400
Total Aliphatics & Aromatics >C5-C44	<100 µg/kg	TM173		<100	<100	<100	43600	9910	54800

CERTIFICATE OF ANALYSIS

SDG:	140712-79	**Location:**	Coed Darcy	**Order Number:**	CD0744
Job:	H_ATKINS_LDC-224	**Customer:**	Atkins Global Ltd	**Report Number:**	289029
Client Reference:	Site Wide Trial Pitting	**Attention:**	Jack Lowrie	**Superseded Report:**	279167

TPH CWG (S)

Results Legend

#	ISO17025 accredited.
M	*m*CERTS accredited.
aq	Aqueous / settled sample.
diss.filt	Dissolved / filtered sample.
tot.unfilt	Total / unfiltered sample.
*	Subcontracted test.
**	% recovery of the surrogate standard to check the efficiency of the method. The results of individual compounds within samples aren't corrected for the recovery
(F)	Trigger breach confirmed
1-5&+§@	Sample deviation (see appendix)

Component	LOD/Units	Method	Customer Sample Ref.	IP 472	IP 472	IP 472	IP 473	IP 473	IP 477
			Depth (m)	0.50	0.80	1.50	1.00	2.00	0.50
			Sample Type	Soil/Solid	Soil/Solid	Soil/Solid	Soil/Solid	Soil/Solid	Soil/Solid
			Date Sampled	10/07/2014	10/07/2014	10/07/2014	10/07/2014	10/07/2014	10/07/2014
			Sample Time	.	.	.	.	.	.
			Date Received	12/07/2014	12/07/2014	12/07/2014	12/07/2014	12/07/2014	12/07/2014
			SDG Ref	140712-79	140712-79	140712-79	140712-79	140712-79	140712-79
			Lab Sample No.(s)	9610193	9610245	9610294	9610072	9610131	9610186
			AGS Reference						
GRO Surrogate % recovery**	%	TM089		97	100	128	100	97	78
GRO TOT (Moisture Corrected)	<44 µg/kg	TM089		<176 M	<176 M	<176 M	<176 M	<176 #	<176 M
Methyl tertiary butyl ether (MTBE)	<5 µg/kg	TM089		<20 M	<20 M	<20 M	<20 M	<20 #	<20 M
Benzene	<10 µg/kg	TM089		<40 M	<40 M	<40 M	<40 M	<40 #	<40 M
Toluene	<2 µg/kg	TM089		<8 M	<8 M	<8 M	<8 M	<8 #	<8 M
Ethylbenzene	<3 µg/kg	TM089		<12 M	<12 M	<12 M	<12 M	<12 #	<12 M
m,p-Xylene	<6 µg/kg	TM089		<24 M	<24 M	<24 M	<24 M	<24 #	<24 M
o-Xylene	<3 µg/kg	TM089		<12 M	<12 M	<12 M	<12 M	<12 #	<12 M
sum of detected mpo xylene by GC	<9 µg/kg	TM089		<9	<9	<9	<9	<9	<9
sum of detected BTEX by GC	<24 µg/kg	TM089		<24	<24	<24	<24	<24	<24
Aliphatics >C5-C6	<10 µg/kg	TM089		<40	<40	<40	<40	<40	<40
Aliphatics >C6-C8	<10 µg/kg	TM089		<40	<40	<40	<40	<40	<40
Aliphatics >C8-C10	<10 µg/kg	TM089		<40	<40	<40	<40	<40	<40
Aliphatics >C10-C12	<10 µg/kg	TM089		<40	<40	<40	<40	<40	<40
Aliphatics >C12-C16	<100 µg/kg	TM173		1140	<100	<100	<100	<100	2420
Aliphatics >C16-C21	<100 µg/kg	TM173		5410	<100	<100	<100	<100	6010
Aliphatics >C21-C35	<100 µg/kg	TM173		19600	<100	<100	1780	<100	19100
Aliphatics >C35-C44	<100 µg/kg	TM173		3260	<100	<100	<100	<100	3730
Total Aliphatics >C12-C44	<100 µg/kg	TM173		29500	<100	<100	1780	<100	31300
Aromatics >EC5-EC7	<10 µg/kg	TM089		<40	<40	<40	<40	<40	<40
Aromatics >EC7-EC8	<10 µg/kg	TM089		<40	<40	<40	<40	<40	<40
Aromatics >EC8-EC10	<10 µg/kg	TM089		<40	<40	<40	<40	<40	<40
Aromatics >EC10-EC12	<10 µg/kg	TM089		<40	<40	<40	<40	<40	<40
Aromatics >EC12-EC16	<100 µg/kg	TM173		<100	<100	<100	<100	<100	<100
Aromatics >EC16-EC21	<100 µg/kg	TM173		1640	<100	<100	<100	<100	2080
Aromatics >EC21-EC35	<100 µg/kg	TM173		11500	3710	<100	<100	1310	27200
Aromatics >EC35-EC44	<100 µg/kg	TM173		6510	<100	<100	<100	<100	8050
Aromatics >EC40-EC44	<100 µg/kg	TM173		2700	<100	<100	<100	<100	2490
Total Aromatics >EC12-EC44	<100 µg/kg	TM173		19700	3710	<100	<100	1310	37300
Total Aliphatics & Aromatics >C5-C44	<100 µg/kg	TM173		49200	3720	<100	1780	1310	68700

CERTIFICATE OF ANALYSIS

SDG:	140712-79	**Location:**	Coed Darcy	**Order Number:**	CD0744
Job:	H_ATKINS_LDC-224	**Customer:**	Atkins Global Ltd	**Report Number:**	289029
Client Reference:	Site Wide Trial Pitting	**Attention:**	Jack Lowrie	**Superseded Report:**	279167

TPH CWG (S)

Results Legend

#	ISO17025 accredited.
M	*m*CERTS accredited.
aq	Aqueous / settled sample.
diss.filt	Dissolved / filtered sample.
tot.unfilt	Total / unfiltered sample.
*	Subcontracted test.
**	% recovery of the surrogate standard to check the efficiency of the method. The results of individual compounds within samples aren't corrected for the recovery
(F)	Trigger breach confirmed
1-5&+§@	Sample deviation (see appendix)

Component	LOD/Units	Method	Customer Sample Ref.	IP 477	IP 478	IP 478	IP 478	IP 478	IP 481
			Depth (m)	1.50	0.50	1.50	2.50	3.10	1.00
			Sample Type	Soil/Solid	Soil/Solid	Soil/Solid	Soil/Solid	Soil/Solid	Soil/Solid
			Date Sampled	10/07/2014	10/07/2014	10/07/2014	10/07/2014	10/07/2014	10/07/2014
			Sample Time	.	.	.	.	.	.
			Date Received	12/07/2014	12/07/2014	12/07/2014	12/07/2014	12/07/2014	12/07/2014
			SDG Ref	140712-79	140712-79	140712-79	140712-79	140712-79	140712-79
			Lab Sample No.(s)	9610198	9610167	9610171	9610175	9610179	9610351
			AGS Reference						
GRO Surrogate % recovery**	%	TM089		104	91	85	91	116	97
GRO TOT (Moisture Corrected)	<44 µg/kg	TM089		<176 M	<176 M	7870 M	19200 M	2730 M	<176 M
Methyl tertiary butyl ether (MTBE)	<5 µg/kg	TM089		<20 M	<20 M	<20 M	<20 M	<20 M	<20 M
Benzene	<10 µg/kg	TM089		<40 M	<40 M	<40 M	<40 M	<40 M	<40 M
Toluene	<2 µg/kg	TM089		<8 M	<8 M	<8 M	<8 M	<8 M	<8 M
Ethylbenzene	<3 µg/kg	TM089		<12 M	<12 M	<12 M	<12 M	<12 M	<12 M
m,p-Xylene	<6 µg/kg	TM089		<24 M	<24 M	31.2 M	<24 M	<24 M	<24 M
o-Xylene	<3 µg/kg	TM089		<12 M	<12 M	<12 M	<12 M	<12 M	<12 M
sum of detected mpo xylene by GC	<9 µg/kg	TM089		<9	<9	31.2	<9	<9	<9
sum of detected BTEX by GC	<24 µg/kg	TM089		<24	<24	31.2	<24	<24	<24
Aliphatics >C5-C6	<10 µg/kg	TM089		<40	<40	<40	<40	<40	<40
Aliphatics >C6-C8	<10 µg/kg	TM089		<40	<40	503	1390	45.1	<40
Aliphatics >C8-C10	<10 µg/kg	TM089		<40	<40	2450	5060	768	<40
Aliphatics >C10-C12	<10 µg/kg	TM089		<40	<40	1940	5570	835	<40
Aliphatics >C12-C16	<100 µg/kg	TM173		<100	<100	22800	14400	<100	<100
Aliphatics >C16-C21	<100 µg/kg	TM173		<100	1510	11900	4530	<100	<100
Aliphatics >C21-C35	<100 µg/kg	TM173		10500	15100	20600	18500	1290	9450
Aliphatics >C35-C44	<100 µg/kg	TM173		1730	<100	<100	<100	<100	1620
Total Aliphatics >C12-C44	<100 µg/kg	TM173		12200	16600	55300	37400	1290	11100
Aromatics >EC5-EC7	<10 µg/kg	TM089		<40	<40	<40	<40	<40	<40
Aromatics >EC7-EC8	<10 µg/kg	TM089		<40	<40	<40	<40	<40	<40
Aromatics >EC8-EC10	<10 µg/kg	TM089		<40	<40	1660	3380	512	<40
Aromatics >EC10-EC12	<10 µg/kg	TM089		<40	<40	1290	3720	557	<40
Aromatics >EC12-EC16	<100 µg/kg	TM173		<100	<100	<100	<100	<100	<100
Aromatics >EC16-EC21	<100 µg/kg	TM173		989	1030	661	1430	<100	149
Aromatics >EC21-EC35	<100 µg/kg	TM173		11800	35800	40800	40700	2940	3530
Aromatics >EC35-EC44	<100 µg/kg	TM173		4620	13200	9360	9980	<100	<100
Aromatics >EC40-EC44	<100 µg/kg	TM173		1440	2640	<100	3740	<100	<100
Total Aromatics >EC12-EC44	<100 µg/kg	TM173		17400	50100	50800	52100	2940	3670
Total Aliphatics & Aromatics >C5-C44	<100 µg/kg	TM173		29600	66700	114000	109000	6960	14800

CERTIFICATE OF ANALYSIS

SDG: 140712-79 **Location:** Coed Darcy **Order Number:** CD0744
Job: H_ATKINS_LDC-224 **Customer:** Atkins Global Ltd **Report Number:** 289029
Client Reference: Site Wide Trial Pitting **Attention:** Jack Lowrie **Superseded Report:** 279167

TPH CWG (S)

Results Legend	
#	ISO17025 accredited.
M	*m*CERTS accredited.
aq	Aqueous / settled sample.
diss.filt	Dissolved / filtered sample.
tot.unfilt	Total / unfiltered sample.
*	Subcontracted test.
**	% recovery of the surrogate standard to check the efficiency of the method. The results of individual compounds within samples aren't corrected for the recovery
(F)	Trigger breach confirmed
1-5&+§@	Sample deviation (see appendix)

Component	LOD/Units	Method	Customer Sample Ref.	IP 481	IP 481	IP 482	IP 482	IP 482	IP491
			Depth (m)	1.80	2.00	0.50	1.50	2.50	0.50
			Sample Type	Soil/Solid	Soil/Solid	Soil/Solid	Soil/Solid	Soil/Solid	Soil/Solid
			Date Sampled	10/07/2014	10/07/2014	10/07/2014	10/07/2014	10/07/2014	10/07/2014
			Sample Time	.	.	.	.	.	.
			Date Received	12/07/2014	12/07/2014	12/07/2014	12/07/2014	12/07/2014	12/07/2014
			SDG Ref	140712-79	140712-79	140712-79	140712-79	140712-79	140712-79
			Lab Sample No.(s)	9610405	9609811	9609923	9609975	9609986	9609861
			AGS Reference						
GRO Surrogate % recovery**	%	TM089		100	94	102	100	97	84
GRO TOT (Moisture Corrected)	<44 µg/kg	TM089		<176 M	<176 M	<176 M	<176 M	137000 M	<176 M
Methyl tertiary butyl ether (MTBE)	<5 µg/kg	TM089		<20 M	<20 M	<20 M	<20 M	<20 M	<20 M
Benzene	<10 µg/kg	TM089		<40 M	<40 M	<40 M	<40 M	<40 M	<40 M
Toluene	<2 µg/kg	TM089		<8 M	<8 M	<8 M	<8 M	<8 M	<8 M
Ethylbenzene	<3 µg/kg	TM089		<12 M	<12 M	<12 M	<12 M	<12 M	<12 M
m,p-Xylene	<6 µg/kg	TM089		<24 M	<24 M	<24 M	<24 M	<24 M	<24 M
o-Xylene	<3 µg/kg	TM089		<12 M	<12 M	<12 M	<12 M	<12 M	<12 M
sum of detected mpo xylene by GC	<9 µg/kg	TM089		<9	<9	<9	<9	<9	<9
sum of detected BTEX by GC	<24 µg/kg	TM089		<24	<24	<24	<24	<24	<24
Aliphatics >C5-C6	<10 µg/kg	TM089		<40	<40	<40	<40	<40	<40
Aliphatics >C6-C8	<10 µg/kg	TM089		<40	<40	<40	<40	780	<40
Aliphatics >C8-C10	<10 µg/kg	TM089		<40	<40	<40	<40	21200	<40
Aliphatics >C10-C12	<10 µg/kg	TM089		<40	<40	<40	<40	60300	<40
Aliphatics >C12-C16	<100 µg/kg	TM173		<100	<100	<100	<100	248000	4820
Aliphatics >C16-C21	<100 µg/kg	TM173		<100	<100	<100	<100	6870	12900
Aliphatics >C21-C35	<100 µg/kg	TM173		<100	<100	<100	<100	<100	143000
Aliphatics >C35-C44	<100 µg/kg	TM173		<100	<100	<100	<100	<100	46200
Total Aliphatics >C12-C44	<100 µg/kg	TM173		<100	<100	<100	<100	255000	207000
Aromatics >EC5-EC7	<10 µg/kg	TM089		<40	<40	<40	<40	<40	<40
Aromatics >EC7-EC8	<10 µg/kg	TM089		<40	<40	<40	<40	<40	<40
Aromatics >EC8-EC10	<10 µg/kg	TM089		<40	<40	<40	<40	14100	<40
Aromatics >EC10-EC12	<10 µg/kg	TM089		<40	<40	<40	<40	40200	<40
Aromatics >EC12-EC16	<100 µg/kg	TM173		<100	<100	<100	<100	36000	1330
Aromatics >EC16-EC21	<100 µg/kg	TM173		<100	<100	<100	<100	2200	5020
Aromatics >EC21-EC35	<100 µg/kg	TM173		<100	<100	<100	<100	<100	53700
Aromatics >EC35-EC44	<100 µg/kg	TM173		<100	<100	<100	<100	<100	30900
Aromatics >EC40-EC44	<100 µg/kg	TM173		<100	<100	<100	<100	<100	11600
Total Aromatics >EC12-EC44	<100 µg/kg	TM173		<100	<100	<100	<100	38200	91000
Total Aliphatics & Aromatics >C5-C44	<100 µg/kg	TM173		<100	<100	<100	<100	430000	298000

CERTIFICATE OF ANALYSIS

SDG:	140712-79	**Location:**	Coed Darcy	**Order Number:**	CD0744
Job:	H_ATKINS_LDC-224	**Customer:**	Atkins Global Ltd	**Report Number:**	289029
Client Reference:	Site Wide Trial Pitting	**Attention:**	Jack Lowrie	**Superseded Report:**	279167

TPH CWG (S)

Results Legend

#	ISO17025 accredited.
M	*m*CERTS accredited.
aq	Aqueous / settled sample.
diss.filt	Dissolved / filtered sample.
tot.unfilt	Total / unfiltered sample.
*	Subcontracted test.
**	% recovery of the surrogate standard to check the efficiency of the method. The results of individual compounds within samples aren't corrected for the recovery
(F)	Trigger breach confirmed
1-5&+§@	Sample deviation (see appendix)

Component	LOD/Units	Method	Customer Sample Ref.	IP 492	IP 492	IP 492	IP 492	IP 498	IP 498
			Depth (m)	0.40	1.40	1.70	2.40	0.50	1.50
			Sample Type	Soil/Solid	Soil/Solid	Soil/Solid	Soil/Solid	Soil/Solid	Soil/Solid
			Date Sampled	10/07/2014	10/07/2014	10/07/2014	10/07/2014	10/07/2014	10/07/2014
			Sample Time	.	.	.	.	.	.
			Date Received	12/07/2014	12/07/2014	12/07/2014	12/07/2014	12/07/2014	12/07/2014
			SDG Ref	140712-79	140712-79	140712-79	140712-79	140712-79	140712-79
			Lab Sample No.(s)	9609993	9609997	9610001	9610005	9610204	9610208
			AGS Reference						
GRO Surrogate % recovery**	%	TM089		91	100	90	102	97	92
GRO TOT (Moisture Corrected)	<44 µg/kg	TM089		<176 M	<176 M	35000 M	327000 M	<176 M	<176 M
Methyl tertiary butyl ether (MTBE)	<5 µg/kg	TM089		<20 M	<20 M	<20 M	<50 M	<20 M	<20 M
Benzene	<10 µg/kg	TM089		<40 M	<40 M	<40 M	<100 M	<40 M	<40 M
Toluene	<2 µg/kg	TM089		12.8 M	<8 M	<8 M	<20 M	<8 M	<8 M
Ethylbenzene	<3 µg/kg	TM089		<12 M	<12 M	<12 M	<30 M	<12 M	<12 M
m,p-Xylene	<6 µg/kg	TM089		<24 M	<24 M	<24 M	<60 M	<24 M	<24 M
o-Xylene	<3 µg/kg	TM089		<12 M	<12 M	<12 M	<30 M	<12 M	<12 M
sum of detected mpo xylene by GC	<9 µg/kg	TM089		<9	<9	<9	<9	<9	<9
sum of detected BTEX by GC	<24 µg/kg	TM089		<24	<24	<24	<24	<24	<24
Aliphatics >C5-C6	<10 µg/kg	TM089		<40	<40	<40	122	<40	<40
Aliphatics >C6-C8	<10 µg/kg	TM089		<40	<40	98.8	3430	<40	<40
Aliphatics >C8-C10	<10 µg/kg	TM089		<40	<40	2890	45800	<40	<40
Aliphatics >C10-C12	<10 µg/kg	TM089		<40	<40	18100	148000	<40	<40
Aliphatics >C12-C16	<100 µg/kg	TM173		<100	<100	192000	551000	<100	2690
Aliphatics >C16-C21	<100 µg/kg	TM173		1230	<100	8740	20200	2970	4310
Aliphatics >C21-C35	<100 µg/kg	TM173		11600	<100	<100	<100	27300	23100
Aliphatics >C35-C44	<100 µg/kg	TM173		2160	<100	<100	<100	8420	7370
Total Aliphatics >C12-C44	<100 µg/kg	TM173		15000	<100	201000	571000	38700	37500
Aromatics >EC5-EC7	<10 µg/kg	TM089		<40	<40	<40	<100	<40	<40
Aromatics >EC7-EC8	<10 µg/kg	TM089		<40	<40	<40	<100	<40	<40
Aromatics >EC8-EC10	<10 µg/kg	TM089		<40	<40	1930	30600	<40	<40
Aromatics >EC10-EC12	<10 µg/kg	TM089		<40	<40	12000	98900	<40	<40
Aromatics >EC12-EC16	<100 µg/kg	TM173		<100	<100	10200	27200	<100	<100
Aromatics >EC16-EC21	<100 µg/kg	TM173		1030	<100	1140	2980	2410	1660
Aromatics >EC21-EC35	<100 µg/kg	TM173		11400	<100	<100	<100	29500	24100
Aromatics >EC35-EC44	<100 µg/kg	TM173		1940	<100	<100	<100	13600	10600
Aromatics >EC40-EC44	<100 µg/kg	TM173		<100	<100	<100	<100	5640	3260
Total Aromatics >EC12-EC44	<100 µg/kg	TM173		14300	<100	11300	30100	45500	36400
Total Aliphatics & Aromatics >C5-C44	<100 µg/kg	TM173		29400	<100	247000	929000	84200	73800

CERTIFICATE OF ANALYSIS

SDG: 140712-79 **Location:** Coed Darcy **Order Number:** CD0744
Job: H_ATKINS_LDC-224 **Customer:** Atkins Global Ltd **Report Number:** 289029
Client Reference: Site Wide Trial Pitting **Attention:** Jack Lowrie **Superseded Report:** 279167

TPH CWG (S)

Results Legend	
#	ISO17025 accredited.
M	*m*CERTS accredited.
aq	Aqueous / settled sample.
diss.filt	Dissolved / filtered sample.
tot.unfilt	Total / unfiltered sample.
*	Subcontracted test.
**	% recovery of the surrogate standard to check the efficiency of the method. The results of individual compounds within samples aren't corrected for the recovery
(F)	Trigger breach confirmed
1-5&+§@	Sample deviation (see appendix)

Component	LOD/Units	Method	Customer Sample Ref.	IP 498	IP 499	IP 499	IP 499	IP 499	IP 500
			Depth (m)	2.50	0.50	1.50	2.50	3.50	0.50
			Sample Type	Soil/Solid	Soil/Solid	Soil/Solid	Soil/Solid	Soil/Solid	Soil/Solid
			Date Sampled	10/07/2014	10/07/2014	10/07/2014	10/07/2014	10/07/2014	10/07/2014
			Sample Time	.	.	.	.	.	.
			Date Received	12/07/2014	12/07/2014	12/07/2014	12/07/2014	12/07/2014	12/07/2014
			SDG Ref	140712-79	140712-79	140712-79	140712-79	140712-79	140712-79
			Lab Sample No.(s)	9610213	9610144	9610148	9610155	9610161	9610109
			AGS Reference						
GRO Surrogate % recovery**	%	TM089		99	94	82	95	96	79
GRO TOT (Moisture Corrected)	<44 µg/kg	TM089		2590 M	91000 M	<176 M	<176 M	<176 M	<176 M
Methyl tertiary butyl ether (MTBE)	<5 µg/kg	TM089		<20 M	<20 M	<20 M	<20 M	<20 M	<20 M
Benzene	<10 µg/kg	TM089		<40 M	<40 M	<40 M	<40 M	<40 M	<40 M
Toluene	<2 µg/kg	TM089		<8 M	10.2 M	<8 M	<8 M	<8 M	9.04 M
Ethylbenzene	<3 µg/kg	TM089		<12 M	311 M	<12 M	<12 M	<12 M	<12 M
m,p-Xylene	<6 µg/kg	TM089		<24 M	314 M	<24 M	<24 M	<24 M	<24 M
o-Xylene	<3 µg/kg	TM089		<12 M	201 M	<12 M	<12 M	<12 M	<12 M
sum of detected mpo xylene by GC	<9 µg/kg	TM089		<9	515	<9	<9	<9	<9
sum of detected BTEX by GC	<24 µg/kg	TM089		<24	836	<24	<24	<24	<24
Aliphatics >C5-C6	<10 µg/kg	TM089		<40	<40	<40	<40	<40	<40
Aliphatics >C6-C8	<10 µg/kg	TM089		332	1100	<40	<40	<40	<40
Aliphatics >C8-C10	<10 µg/kg	TM089		801	27700	<40	<40	<40	<40
Aliphatics >C10-C12	<10 µg/kg	TM089		546	25700	<40	<40	46.4	<40
Aliphatics >C12-C16	<100 µg/kg	TM173		25200	2710	<100	6870	54700	<100
Aliphatics >C16-C21	<100 µg/kg	TM173		12200	<100	2120	<100	2030	2440
Aliphatics >C21-C35	<100 µg/kg	TM173		37000	3570	16400	<100	<100	12500
Aliphatics >C35-C44	<100 µg/kg	TM173		7520	<100	7090	<100	<100	5660
Total Aliphatics >C12-C44	<100 µg/kg	TM173		81900	6280	25600	6870	56700	20600
Aromatics >EC5-EC7	<10 µg/kg	TM089		<40	<40	<40	<40	<40	<40
Aromatics >EC7-EC8	<10 µg/kg	TM089		<40	<40	<40	<40	<40	<40
Aromatics >EC8-EC10	<10 µg/kg	TM089		533	19300	<40	<40	<40	<40
Aromatics >EC10-EC12	<10 µg/kg	TM089		364	17200	<40	<40	<40	<40
Aromatics >EC12-EC16	<100 µg/kg	TM173		2460	27000	<100	<100	6330	<100
Aromatics >EC16-EC21	<100 µg/kg	TM173		5980	612	1690	<100	<100	1290
Aromatics >EC21-EC35	<100 µg/kg	TM173		32200	19800	24400	<100	669	21300
Aromatics >EC35-EC44	<100 µg/kg	TM173		9760	11100	14000	<100	<100	10500
Aromatics >EC40-EC44	<100 µg/kg	TM173		3430	2170	5360	<100	<100	4510
Total Aromatics >EC12-EC44	<100 µg/kg	TM173		50400	58400	40000	<100	7000	33000
Total Aliphatics & Aromatics >C5-C44	<100 µg/kg	TM173		135000	156000	65600	6870	63800	53600

CERTIFICATE OF ANALYSIS

SDG: 140712-79 **Location:** Coed Darcy **Order Number:** CD0744
Job: H_ATKINS_LDC-224 **Customer:** Atkins Global Ltd **Report Number:** 289029
Client Reference: Site Wide Trial Pitting **Attention:** Jack Lowrie **Superseded Report:** 279167

TPH CWG (S)

Results Legend	
#	ISO17025 accredited.
M	*m*CERTS accredited.
aq	Aqueous / settled sample.
diss.filt	Dissolved / filtered sample.
tot.unfilt	Total / unfiltered sample.
*	Subcontracted test.
**	% recovery of the surrogate standard to check the efficiency of the method. The results of individual compounds within samples aren't corrected for the recovery
(F)	Trigger breach confirmed
1-5&+§@	Sample deviation (see appendix)

Component	LOD/Units	Method	Customer Sample Ref.	IP 500	IP 500	IP 500	IP 500	IP 502	IP 502
			Depth (m)	1.50	2.50	3.50	4.50	1.00	2.20
			Sample Type	Soil/Solid	Soil/Solid	Soil/Solid	Soil/Solid	Soil/Solid	Soil/Solid
			Date Sampled	10/07/2014	10/07/2014	10/07/2014	10/07/2014	10/07/2014	10/07/2014
			Sample Time	.	.	.	.	.	.
			Date Received	12/07/2014	12/07/2014	12/07/2014	12/07/2014	12/07/2014	12/07/2014
			SDG Ref	140712-79	140712-79	140712-79	140712-79	140712-79	140712-79
			Lab Sample No.(s)	9610114	9610119	9610124	9610136	9610011	9610022
			AGS Reference						
GRO Surrogate % recovery**	%	TM089		94	83	90	94	102	112
GRO TOT (Moisture Corrected)	<44 µg/kg	TM089		<176 M	<176 M	573 M	267 M	<176 M	5420 M
Methyl tertiary butyl ether (MTBE)	<5 µg/kg	TM089		<20 M	<20 M	<20 M	<20 M	<20 M	<20 M
Benzene	<10 µg/kg	TM089		<40 M	<40 M	<40 M	<40 M	<40 M	<40 M
Toluene	<2 µg/kg	TM089		<8 M	<8 M	<8 M	<8 M	<8 M	<8 M
Ethylbenzene	<3 µg/kg	TM089		<12 M	<12 M	<12 M	<12 M	<12 M	<12 M
m,p-Xylene	<6 µg/kg	TM089		<24 M	<24 M	<24 M	<24 M	<24 M	<24 M
o-Xylene	<3 µg/kg	TM089		<12 M	<12 M	<12 M	<12 M	<12 M	<12 M
sum of detected mpo xylene by GC	<9 µg/kg	TM089		<9	<9	<9	<9	<9	<9
sum of detected BTEX by GC	<24 µg/kg	TM089		<24	<24	<24	<24	<24	<24
Aliphatics >C5-C6	<10 µg/kg	TM089		<40	<40	<40	<40	<40	<40
Aliphatics >C6-C8	<10 µg/kg	TM089		<40	<40	<40	<40	<40	801
Aliphatics >C8-C10	<10 µg/kg	TM089		<40	<40	90.9	48.3	<40	1220
Aliphatics >C10-C12	<10 µg/kg	TM089		<40	<40	240	96.6	<40	1510
Aliphatics >C12-C16	<100 µg/kg	TM173		680	<100	<100	784	<100	<100
Aliphatics >C16-C21	<100 µg/kg	TM173		3050	<100	<100	7330	<100	<100
Aliphatics >C21-C35	<100 µg/kg	TM173		12600	14100	3230	79500	14200	<100
Aliphatics >C35-C44	<100 µg/kg	TM173		3830	<100	<100	12100	6550	<100
Total Aliphatics >C12-C44	<100 µg/kg	TM173		20200	14100	3230	99800	20700	<100
Aromatics >EC5-EC7	<10 µg/kg	TM089		<40	<40	<40	<40	<40	<40
Aromatics >EC7-EC8	<10 µg/kg	TM089		<40	<40	<40	<40	<40	<40
Aromatics >EC8-EC10	<10 µg/kg	TM089		<40	<40	59.8	<40	<40	814
Aromatics >EC10-EC12	<10 µg/kg	TM089		<40	<40	160	64.4	<40	1010
Aromatics >EC12-EC16	<100 µg/kg	TM173		<100	<100	<100	<100	<100	<100
Aromatics >EC16-EC21	<100 µg/kg	TM173		1670	1890	<100	1460	1260	<100
Aromatics >EC21-EC35	<100 µg/kg	TM173		22500	25500	2930	21600	11100	<100
Aromatics >EC35-EC44	<100 µg/kg	TM173		10800	9160	649	7470	6190	<100
Aromatics >EC40-EC44	<100 µg/kg	TM173		3910	3070	<100	2550	2700	<100
Total Aromatics >EC12-EC44	<100 µg/kg	TM173		34900	36500	3580	30500	18600	<100
Total Aliphatics & Aromatics >C5-C44	<100 µg/kg	TM173		55100	50600	7380	131000	39300	5420

CERTIFICATE OF ANALYSIS

SDG:	140712-79	**Location:**	Coed Darcy	**Order Number:**	CD0744
Job:	H_ATKINS_LDC-224	**Customer:**	Atkins Global Ltd	**Report Number:**	289029
Client Reference:	Site Wide Trial Pitting	**Attention:**	Jack Lowrie	**Superseded Report:**	279167

TPH CWG (S)

Results Legend

#	ISO17025 accredited.
M	*m*CERTS accredited.
aq	Aqueous / settled sample.
diss.filt	Dissolved / filtered sample.
tot.unfilt	Total / unfiltered sample.
*	Subcontracted test.
**	% recovery of the surrogate standard to check the efficiency of the method. The results of individual compounds within samples aren't corrected for the recovery
(F)	Trigger breach confirmed
1-5&+§@	Sample deviation (see appendix)

Component	LOD/Units	Method	Customer Sample Ref.	IP 502	IP 502	IP 523	IP 523	IP 523	IP 523
			Depth (m)	2.70	3.50	1.50	2.50	3.00	3.50
			Sample Type	Soil/Solid	Soil/Solid	Soil/Solid	Soil/Solid	Soil/Solid	Soil/Solid
			Date Sampled	10/07/2014	10/07/2014	10/07/2014	10/07/2014	10/07/2014	10/07/2014
			Sample Time	.	.	.	.	.	.
			Date Received	12/07/2014	12/07/2014	12/07/2014	12/07/2014	12/07/2014	12/07/2014
			SDG Ref	140712-79	140712-79	140712-79	140712-79	140712-79	140712-79
			Lab Sample No.(s)	9610027	9610032	9610047	9610051	9610055	9610060
			AGS Reference						
GRO Surrogate % recovery**	%	TM089		119	113	85	104	94	104
GRO TOT (Moisture Corrected)	<44 µg/kg	TM089		631 M	763 M	<176 M	1090 M	703 M	1860 #
Methyl tertiary butyl ether (MTBE)	<5 µg/kg	TM089		<20 M	<20 M	<20 M	<20 M	<20 M	<20 #
Benzene	<10 µg/kg	TM089		<40 M	<40 M	<40 M	<40 M	<40 M	<40 #
Toluene	<2 µg/kg	TM089		<8 M	<8 M	<8 M	<8 M	<8 M	<8 #
Ethylbenzene	<3 µg/kg	TM089		<12 M	<12 M	<12 M	<12 M	<12 M	<12 #
m,p-Xylene	<6 µg/kg	TM089		<24 M	<24 M	<24 M	<24 M	<24 M	<24 #
o-Xylene	<3 µg/kg	TM089		<12 M	<12 M	<12 M	<12 M	<12 M	<12 #
sum of detected mpo xylene by GC	<9 µg/kg	TM089		<9	<9	<9	<9	<9	<9
sum of detected BTEX by GC	<24 µg/kg	TM089		<24	<24	<24	<24	<24	<24
Aliphatics >C5-C6	<10 µg/kg	TM089		<40	<40	<40	<40	<40	<40
Aliphatics >C6-C8	<10 µg/kg	TM089		131	152	<40	46.8	61.3	411
Aliphatics >C8-C10	<10 µg/kg	TM089		127	147	<40	228	121	297
Aliphatics >C10-C12	<10 µg/kg	TM089		160	210	<40	390	253	528
Aliphatics >C12-C16	<100 µg/kg	TM173		<100	<100	<100	<100	<100	<100
Aliphatics >C16-C21	<100 µg/kg	TM173		<100	<100	<100	<100	<100	<100
Aliphatics >C21-C35	<100 µg/kg	TM173		<100	<100	3250	<100	<100	<100
Aliphatics >C35-C44	<100 µg/kg	TM173		<100	<100	<100	<100	<100	<100
Total Aliphatics >C12-C44	<100 µg/kg	TM173		<100	<100	3250	<100	<100	<100
Aromatics >EC5-EC7	<10 µg/kg	TM089		<40	<40	<40	<40	<40	<40
Aromatics >EC7-EC8	<10 µg/kg	TM089		<40	<40	<40	<40	<40	<40
Aromatics >EC8-EC10	<10 µg/kg	TM089		84.2	98	<40	152	85	220
Aromatics >EC10-EC12	<10 µg/kg	TM089		106	140	<40	260	169	353
Aromatics >EC12-EC16	<100 µg/kg	TM173		<100	<100	<100	<100	<100	<100
Aromatics >EC16-EC21	<100 µg/kg	TM173		<100	<100	828	<100	<100	<100
Aromatics >EC21-EC35	<100 µg/kg	TM173		<100	<100	8470	<100	<100	<100
Aromatics >EC35-EC44	<100 µg/kg	TM173		<100	<100	4400	<100	<100	<100
Aromatics >EC40-EC44	<100 µg/kg	TM173		<100	<100	1670	<100	<100	<100
Total Aromatics >EC12-EC44	<100 µg/kg	TM173		<100	<100	13700	<100	<100	<100
Total Aliphatics & Aromatics >C5-C44	<100 µg/kg	TM173		630	763	17000	1090	703	1860

CERTIFICATE OF ANALYSIS

SDG: 140712-79 **Location:** Coed Darcy **Order Number:** CD0744
Job: H_ATKINS_LDC-224 **Customer:** Atkins Global Ltd **Report Number:** 289029
Client Reference: Site Wide Trial Pitting **Attention:** Jack Lowrie **Superseded Report:** 279167

TPH CWG (S)

Results Legend	
#	ISO17025 accredited.
M	*m*CERTS accredited.
aq	Aqueous / settled sample.
diss.filt	Dissolved / filtered sample.
tot.unfilt	Total / unfiltered sample.
*	Subcontracted test.
**	% recovery of the surrogate standard to check the efficiency of the method. The results of individual compounds within samples aren't corrected for the recovery
(F)	Trigger breach confirmed
1-5&+§@	Sample deviation (see appendix)

Component	LOD/Units	Method	Customer Sample Ref.	IP 524	IP 533	IP 533	IP 533	IP 533	TP 968
			Depth (m)	1.00	2.00	3.00	3.50	4.00	0.50
			Sample Type	Soil/Solid	Soil/Solid	Soil/Solid	Soil/Solid	Soil/Solid	Soil/Solid
			Date Sampled	10/07/2014	10/07/2014	10/07/2014	10/07/2014	10/07/2014	10/07/2014
			Sample Time	.	.	.	.	.	.
			Date Received	12/07/2014	12/07/2014	12/07/2014	12/07/2014	12/07/2014	12/07/2014
			SDG Ref	140712-79	140712-79	140712-79	140712-79	140712-79	140712-79
			Lab Sample No.(s)	9610037	9610064	9610068	9610076	9610080	9609961
			AGS Reference						
GRO Surrogate % recovery**	%	TM089		94	76	81	109	126	85
GRO TOT (Moisture Corrected)	<44 µg/kg	TM089		<176 M	<176 M	<880 M	<176 M	<176 #	<176 M
Methyl tertiary butyl ether (MTBE)	<5 µg/kg	TM089		<20 M	<20 M	<100 M	<20 M	<20 #	<20 M
Benzene	<10 µg/kg	TM089		<40 M	<40 M	<200 M	<40 M	<40 #	<40 M
Toluene	<2 µg/kg	TM089		<8 M	<8 M	<40 M	<8 M	<8 #	<8 M
Ethylbenzene	<3 µg/kg	TM089		<12 M	<12 M	<60 M	<12 M	<12 #	<12 M
m,p-Xylene	<6 µg/kg	TM089		<24 M	<24 M	<120 M	<24 M	<24 #	<24 M
o-Xylene	<3 µg/kg	TM089		<12 M	<12 M	<60 M	<12 M	<12 #	<12 M
sum of detected mpo xylene by GC	<9 µg/kg	TM089		<9	<9	<9	<9	<9	<9
sum of detected BTEX by GC	<24 µg/kg	TM089		<24	<24	<24	<24	<24	<24
Aliphatics >C5-C6	<10 µg/kg	TM089		<40	<40	<200	<40	<40	<40
Aliphatics >C6-C8	<10 µg/kg	TM089		<40	<40	<200	<40	<40	<40
Aliphatics >C8-C10	<10 µg/kg	TM089		<40	<40	<200	<40	<40	<40
Aliphatics >C10-C12	<10 µg/kg	TM089		<40	<40	<200	<40	<40	<40
Aliphatics >C12-C16	<100 µg/kg	TM173		<100	279	688	390	<100	<100
Aliphatics >C16-C21	<100 µg/kg	TM173		1510	4020	1750	365	<100	<100
Aliphatics >C21-C35	<100 µg/kg	TM173		13700	33400	53000	<100	<100	<100
Aliphatics >C35-C44	<100 µg/kg	TM173		4480	39500	1020	<100	<100	<100
Total Aliphatics >C12-C44	<100 µg/kg	TM173		19700	77200	56500	755	<100	<100
Aromatics >EC5-EC7	<10 µg/kg	TM089		<40	<40	<200	<40	<40	<40
Aromatics >EC7-EC8	<10 µg/kg	TM089		<40	<40	<200	<40	<40	<40
Aromatics >EC8-EC10	<10 µg/kg	TM089		<40	<40	<200	<40	<40	<40
Aromatics >EC10-EC12	<10 µg/kg	TM089		<40	<40	<200	<40	<40	<40
Aromatics >EC12-EC16	<100 µg/kg	TM173		<100	<100	2020	<100	<100	<100
Aromatics >EC16-EC21	<100 µg/kg	TM173		1490	3180	4880	<100	<100	<100
Aromatics >EC21-EC35	<100 µg/kg	TM173		14800	54900	199000	1640	<100	<100
Aromatics >EC35-EC44	<100 µg/kg	TM173		9700	104000	61200	8120	<100	<100
Aromatics >EC40-EC44	<100 µg/kg	TM173		4190	54500	17900	4470	<100	<100
Total Aromatics >EC12-EC44	<100 µg/kg	TM173		26000	162000	268000	9760	<100	<100
Total Aliphatics & Aromatics >C5-C44	<100 µg/kg	TM173		45700	239000	324000	10500	<100	<100

CERTIFICATE OF ANALYSIS

SDG: 140712-79 **Location:** Coed Darcy **Order Number:** CD0744
Job: H_ATKINS_LDC-224 **Customer:** Atkins Global Ltd **Report Number:** 289029
Client Reference: Site Wide Trial Pitting **Attention:** Jack Lowrie **Superseded Report:** 279167

TPH CWG (S)

Results Legend	
#	ISO17025 accredited.
M	*m*CERTS accredited.
aq	Aqueous / settled sample.
diss.filt	Dissolved / filtered sample.
tot.unfilt	Total / unfiltered sample.
*	Subcontracted test.
**	% recovery of the surrogate standard to check the efficiency of the method. The results of individual compounds within samples aren't corrected for the recovery
(F)	Trigger breach confirmed
1-5&+§@	Sample deviation (see appendix)

Component	LOD/Units	Method	Customer Sample Ref.	TP 968	TP 968	TP 968	TP 971	TP 971	TP 971
			Depth (m)	1.50	2.50	3.50	0.50	1.50	2.50
			Sample Type	Soil/Solid	Soil/Solid	Soil/Solid	Soil/Solid	Soil/Solid	Soil/Solid
			Date Sampled	10/07/2014	10/07/2014	10/07/2014	10/07/2014	10/07/2014	10/07/2014
			Sample Time	.	.	.	.	.	.
			Date Received	12/07/2014	12/07/2014	12/07/2014	12/07/2014	12/07/2014	12/07/2014
			SDG Ref	140712-79	140712-79	140712-79	140712-79	140712-79	140712-79
			Lab Sample No.(s)	9609965	9609970	9609981	9610439	9610443	9610450
			AGS Reference						
GRO Surrogate % recovery**	%	TM089		109	93	107	91	32	73
GRO TOT (Moisture Corrected)	<44 µg/kg	TM089		<176 M	<44 M	<176 M	<176 M	33400 M	45300 M
Methyl tertiary butyl ether (MTBE)	<5 µg/kg	TM089		<20 M	<5 M	<20 M	<20 M	<5 M	1490 M
Benzene	<10 µg/kg	TM089		<40 M	<10 M	<40 M	<40 M	1930 M	664 M
Toluene	<2 µg/kg	TM089		<8 M	<2 M	<8 M	<8 M	78.2 M	70.3 M
Ethylbenzene	<3 µg/kg	TM089		<12 M	<3 M	<12 M	<12 M	168 M	129 M
m,p-Xylene	<6 µg/kg	TM089		<24 M	<6 M	<24 M	<24 M	<6 M	723 M
o-Xylene	<3 µg/kg	TM089		<12 M	<3 M	<12 M	<12 M	<3 M	<12 M
sum of detected mpo xylene by GC	<9 µg/kg	TM089		<9	<9	<9	<9	<9	723
sum of detected BTEX by GC	<24 µg/kg	TM089		<24	<24	<24	<24	2180	1590
Aliphatics >C5-C6	<10 µg/kg	TM089		<40	<10	<40	<40	1820	1140
Aliphatics >C6-C8	<10 µg/kg	TM089		<40	<10	<40	<40	11400	7910
Aliphatics >C8-C10	<10 µg/kg	TM089		<40	<10	<40	<40	6420	6840
Aliphatics >C10-C12	<10 µg/kg	TM089		<40	<10	<40	<40	4360	13100
Aliphatics >C12-C16	<100 µg/kg	TM173		195	<100	<100	<100	25200	17100
Aliphatics >C16-C21	<100 µg/kg	TM173		163	<100	<100	<100	<100	4340
Aliphatics >C21-C35	<100 µg/kg	TM173		<100	<100	<100	1320	<100	<100
Aliphatics >C35-C44	<100 µg/kg	TM173		<100	<100	<100	<100	<100	<100
Total Aliphatics >C12-C44	<100 µg/kg	TM173		358	<100	<100	1320	25200	21500
Aromatics >EC5-EC7	<10 µg/kg	TM089		<40	<10	<40	<40	1930	664
Aromatics >EC7-EC8	<10 µg/kg	TM089		<40	<10	<40	<40	78.2	70.3
Aromatics >EC8-EC10	<10 µg/kg	TM089		<40	<10	<40	<40	4450	5410
Aromatics >EC10-EC12	<10 µg/kg	TM089		<40	<10	<40	<40	2900	8710
Aromatics >EC12-EC16	<100 µg/kg	TM173		<100	<100	<100	<100	10200	2300
Aromatics >EC16-EC21	<100 µg/kg	TM173		<100	<100	<100	<100	3980	2140
Aromatics >EC21-EC35	<100 µg/kg	TM173		<100	<100	<100	<100	5330	1720
Aromatics >EC35-EC44	<100 µg/kg	TM173		<100	<100	<100	<100	<100	<100
Aromatics >EC40-EC44	<100 µg/kg	TM173		<100	<100	<100	<100	<100	<100
Total Aromatics >EC12-EC44	<100 µg/kg	TM173		<100	<100	<100	<100	19500	6160
Total Aliphatics & Aromatics >C5-C44	<100 µg/kg	TM173		358	<100	<100	1320	78100	71400

CERTIFICATE OF ANALYSIS

SDG:	140712-79	**Location:**	Coed Darcy	**Order Number:**	CD0744
Job:	H_ATKINS_LDC-224	**Customer:**	Atkins Global Ltd	**Report Number:**	289029
Client Reference:	Site Wide Trial Pitting	**Attention:**	Jack Lowrie	**Superseded Report:**	279167

TPH CWG (S)

Results Legend

#	ISO17025 accredited.
M	*m*CERTS accredited.
aq	Aqueous / settled sample.
diss.filt	Dissolved / filtered sample.
tot.unfilt	Total / unfiltered sample.
*	Subcontracted test.
**	% recovery of the surrogate standard to check the efficiency of the method. The results of individual compounds within samples aren't corrected for the recovery
(F)	Trigger breach confirmed
1-5&+§@	Sample deviation (see appendix)

Component	LOD/Units	Method	Customer Sample Ref.	TP 971	TP 1047	TP 1047	TP 1047	TP 1048	TP 1048
			Depth (m)	3.40	0.50	1.50	2.50	0.50	1.50
			Sample Type	Soil/Solid	Soil/Solid	Soil/Solid	Soil/Solid	Soil/Solid	Soil/Solid
			Date Sampled	10/07/2014	10/07/2014	10/07/2014	10/07/2014	10/07/2014	10/07/2014
			Sample Time	.	.	.	.	.	.
			Date Received	12/07/2014	12/07/2014	12/07/2014	12/07/2014	12/07/2014	12/07/2014
			SDG Ref	140712-79	140712-79	140712-79	140712-79	140712-79	140712-79
			Lab Sample No.(s)	9610454	9609888	9609895	9609903	9609907	9609914
			AGS Reference						
GRO Surrogate % recovery**	%	TM089		87	100	91	91	112	94
GRO TOT (Moisture Corrected)	<44 µg/kg	TM089		3440 M	<176 M	1340 M	3400 M	<176 M	6220 M
Methyl tertiary butyl ether (MTBE)	<5 µg/kg	TM089		<20 M	<20 M	<20 M	<20 M	<20 M	<20 M
Benzene	<10 µg/kg	TM089		<40 M	<40 M	<40 M	<40 M	<40 M	<40 M
Toluene	<2 µg/kg	TM089		<8 M	<8 M	<8 M	12.2 M	<8 M	<8 M
Ethylbenzene	<3 µg/kg	TM089		<12 M	<12 M	15.3 M	13.3 M	<12 M	<12 M
m,p-Xylene	<6 µg/kg	TM089		<24 M	<24 M	<24 M	47.7 M	<24 M	<24 M
o-Xylene	<3 µg/kg	TM089		<12 M	<12 M	<12 M	86.6 M	<12 M	<12 M
sum of detected mpo xylene by GC	<9 µg/kg	TM089		<9	<9	<9	134	<9	<9
sum of detected BTEX by GC	<24 µg/kg	TM089		<24	<24	<24	160	<24	<24
Aliphatics >C5-C6	<10 µg/kg	TM089		96.8	<40	45.9	45.5	<40	<40
Aliphatics >C6-C8	<10 µg/kg	TM089		485	<40	246	253	<40	974
Aliphatics >C8-C10	<10 µg/kg	TM089		713	<40	350	1210	<40	2560
Aliphatics >C10-C12	<10 µg/kg	TM089		975	<40	244	543	<40	576
Aliphatics >C12-C16	<100 µg/kg	TM173		<100	<100	<100	<100	<100	<100
Aliphatics >C16-C21	<100 µg/kg	TM173		<100	<100	<100	<100	<100	<100
Aliphatics >C21-C35	<100 µg/kg	TM173		<100	<100	<100	<100	<100	<100
Aliphatics >C35-C44	<100 µg/kg	TM173		<100	<100	<100	<100	<100	<100
Total Aliphatics >C12-C44	<100 µg/kg	TM173		<100	<100	<100	<100	<100	<100
Aromatics >EC5-EC7	<10 µg/kg	TM089		<40	<40	<40	<40	<40	<40
Aromatics >EC7-EC8	<10 µg/kg	TM089		<40	<40	<40	<40	<40	<40
Aromatics >EC8-EC10	<10 µg/kg	TM089		484	40.7	270	953	<40	1700
Aromatics >EC10-EC12	<10 µg/kg	TM089		650	<40	163	362	<40	383
Aromatics >EC12-EC16	<100 µg/kg	TM173		<100	<100	<100	<100	<100	<100
Aromatics >EC16-EC21	<100 µg/kg	TM173		<100	<100	<100	<100	<100	<100
Aromatics >EC21-EC35	<100 µg/kg	TM173		964	3590	<100	<100	1300	<100
Aromatics >EC35-EC44	<100 µg/kg	TM173		<100	<100	<100	<100	<100	<100
Aromatics >EC40-EC44	<100 µg/kg	TM173		<100	<100	<100	<100	<100	<100
Total Aromatics >EC12-EC44	<100 µg/kg	TM173		964	3590	<100	<100	1300	<100
Total Aliphatics & Aromatics >C5-C44	<100 µg/kg	TM173		4400	3640	1340	3400	1310	6220

CERTIFICATE OF ANALYSIS

SDG:	140712-79	**Location:**	Coed Darcy	**Order Number:**	CD0744
Job:	H_ATKINS_LDC-224	**Customer:**	Atkins Global Ltd	**Report Number:**	289029
Client Reference:	Site Wide Trial Pitting	**Attention:**	Jack Lowrie	**Superseded Report:**	279167

TPH CWG (S)

Results Legend

#	ISO17025 accredited.
M	*m*CERTS accredited.
aq	Aqueous / settled sample.
diss.filt	Dissolved / filtered sample.
tot.unfilt	Total / unfiltered sample.
*	Subcontracted test.
**	% recovery of the surrogate standard to check the efficiency of the method. The results of individual compounds within samples aren't corrected for the recovery
(F)	Trigger breach confirmed
1-5&+§@	Sample deviation (see appendix)

Component	LOD/Units	Method	Customer Sample Ref.	TP 1048	TP 1048	TP 1048	TP 1049	TP 1049	TP 1049
			Depth (m)	2.50	3.50	4.00	0.50	1.50	2.50
			Sample Type	Soil/Solid	Soil/Solid	Soil/Solid	Soil/Solid	Soil/Solid	Soil/Solid
			Date Sampled	10/07/2014	10/07/2014	10/07/2014	10/07/2014	10/07/2014	10/07/2014
			Sample Time	.	.	.	.	.	.
			Date Received	12/07/2014	12/07/2014	12/07/2014	12/07/2014	12/07/2014	12/07/2014
			SDG Ref	140712-79	140712-79	140712-79	140712-79	140712-79	140712-79
			Lab Sample No.(s)	9609918	9609928	9609932	9609936	9609941	9609945
			AGS Reference						
GRO Surrogate % recovery**	%	TM089		100	24	129	96	104	111
GRO TOT (Moisture Corrected)	<44 µg/kg	TM089		2640 M	429	84700 M	<176 M	<176 M	30400 M
Methyl tertiary butyl ether (MTBE)	<5 µg/kg	TM089		<20 M	<20	<20 M	<20 M	<20 M	<20 M
Benzene	<10 µg/kg	TM089		<40 M	<40	<40 M	<40 M	<40 M	<40 M
Toluene	<2 µg/kg	TM089		<8 M	<8	<8 M	<8 M	<8 M	<8 M
Ethylbenzene	<3 µg/kg	TM089		<12 M	<12	<12 M	<12 M	<12 M	<12 M
m,p-Xylene	<6 µg/kg	TM089		<24 M	<24	<24 M	<24 M	<24 M	<24 M
o-Xylene	<3 µg/kg	TM089		<12 M	<12	<12 M	<12 M	<12 M	<12 M
sum of detected mpo xylene by GC	<9 µg/kg	TM089		<9	<9	<9	<9	<9	<9
sum of detected BTEX by GC	<24 µg/kg	TM089		<24	<24	<24	<24	<24	<24
Aliphatics >C5-C6	<10 µg/kg	TM089		<40	<40	48.8	<40	<40	45.9
Aliphatics >C6-C8	<10 µg/kg	TM089		328	125	13800	<40	<40	3920
Aliphatics >C8-C10	<10 µg/kg	TM089		1250	163	40000	<40	<40	13400
Aliphatics >C10-C12	<10 µg/kg	TM089		131	<40	2490	<40	<40	2500
Aliphatics >C12-C16	<100 µg/kg	TM173		<100	<100	<100	<100	<100	<100
Aliphatics >C16-C21	<100 µg/kg	TM173		<100	<100	<100	<100	<100	<100
Aliphatics >C21-C35	<100 µg/kg	TM173		<100	<100	<100	<100	<100	<100
Aliphatics >C35-C44	<100 µg/kg	TM173		<100	<100	<100	<100	<100	<100
Total Aliphatics >C12-C44	<100 µg/kg	TM173		<100	<100	<100	<100	<100	<100
Aromatics >EC5-EC7	<10 µg/kg	TM089		<40	<40	<40	<40	<40	<40
Aromatics >EC7-EC8	<10 µg/kg	TM089		<40	<40	<40	<40	<40	<40
Aromatics >EC8-EC10	<10 µg/kg	TM089		831	110	26700	<40	<40	8920
Aromatics >EC10-EC12	<10 µg/kg	TM089		87.7	<40	1660	<40	<40	1670
Aromatics >EC12-EC16	<100 µg/kg	TM173		<100	2700	<100	<100	<100	1890
Aromatics >EC16-EC21	<100 µg/kg	TM173		<100	4130	<100	<100	<100	<100
Aromatics >EC21-EC35	<100 µg/kg	TM173		<100	7290	<100	<100	<100	<100
Aromatics >EC35-EC44	<100 µg/kg	TM173		<100	<100	<100	<100	<100	<100
Aromatics >EC40-EC44	<100 µg/kg	TM173		<100	<100	<100	<100	<100	<100
Total Aromatics >EC12-EC44	<100 µg/kg	TM173		<100	14100	<100	<100	<100	1890
Total Aliphatics & Aromatics >C5-C44	<100 µg/kg	TM173		2640	14600	84700	<100	<100	32300

CERTIFICATE OF ANALYSIS

SDG:	140712-79	**Location:**	Coed Darcy	**Order Number:**	CD0744
Job:	H_ATKINS_LDC-224	**Customer:**	Atkins Global Ltd	**Report Number:**	289029
Client Reference:	Site Wide Trial Pitting	**Attention:**	Jack Lowrie	**Superseded Report:**	279167

TPH CWG (S)

Results Legend

#	ISO17025 accredited.
M	*m*CERTS accredited.
aq	Aqueous / settled sample.
diss.filt	Dissolved / filtered sample.
tot.unfilt	Total / unfiltered sample.
*	Subcontracted test.
**	% recovery of the surrogate standard to check the efficiency of the method. The results of individual compounds within samples aren't corrected for the recovery
(F)	Trigger breach confirmed
1-5&+§@	Sample deviation (see appendix)

Component	LOD/Units	Method	Customer Sample Ref.	TP 1049	TP 1049	TP 1058	TPE1046	TPE1046	TPE1046
			Depth (m)	3.50	4.50	4.50	0.50	1.50	2.50
			Sample Type	Soil/Solid	Soil/Solid	Soil/Solid	Soil/Solid	Soil/Solid	Soil/Solid
			Date Sampled	10/07/2014	10/07/2014	10/07/2014	10/07/2014	10/07/2014	10/07/2014
			Sample Time	.	.	.	.	.	.
			Date Received	12/07/2014	12/07/2014	12/07/2014	12/07/2014	12/07/2014	12/07/2014
			SDG Ref	140712-79	140712-79	140712-79	140712-79	140712-79	140712-79
			Lab Sample No.(s)	9609952	9609957	9609882	9609816	9609820	9609824
			AGS Reference						
GRO Surrogate % recovery**	%	TM089		133	125	71	92	71	93
GRO TOT (Moisture Corrected)	<44 µg/kg	TM089		84600 M	96900 M	4770 M	<176 M	5040 M	288000 #
Methyl tertiary butyl ether (MTBE)	<5 µg/kg	TM089		<20 M	<20 M	<20 M	<20 M	139 M	<50 #
Benzene	<10 µg/kg	TM089		<40 M	58.1 M	<40 M	<40 M	<40 M	703 #
Toluene	<2 µg/kg	TM089		<8 M	<8 M	<8 M	<8 M	34.5 M	<20 #
Ethylbenzene	<3 µg/kg	TM089		<12 M	<12 M	18.1 M	<12 M	18.4 M	<30 #
m,p-Xylene	<6 µg/kg	TM089		<24 M	<24 M	55.4 M	<24 M	71.3 M	193 #
o-Xylene	<3 µg/kg	TM089		<12 M	<12 M	<12 M	<12 M	<12 M	<30 #
sum of detected mpo xylene by GC	<9 µg/kg	TM089		<9	<9	55.4	<9	71.3	193
sum of detected BTEX by GC	<24 µg/kg	TM089		<24	58.1	73.5	<24	124	896
Aliphatics >C5-C6	<10 µg/kg	TM089		<40	51.3	73.5	<40	118	2540
Aliphatics >C6-C8	<10 µg/kg	TM089		8510	19800	791	<40	1270	15400
Aliphatics >C8-C10	<10 µg/kg	TM089		42500	44200	1500	<40	921	23700
Aliphatics >C10-C12	<10 µg/kg	TM089		3130	2010	785	<40	1090	138000
Aliphatics >C12-C16	<100 µg/kg	TM173		<100	<100	<100	<100	6220	701000
Aliphatics >C16-C21	<100 µg/kg	TM173		<100	<100	<100	<100	<100	97900
Aliphatics >C21-C35	<100 µg/kg	TM173		<100	<100	<100	<100	<100	3740
Aliphatics >C35-C44	<100 µg/kg	TM173		<100	<100	<100	<100	<100	<100
Total Aliphatics >C12-C44	<100 µg/kg	TM173		<100	<100	<100	<100	6220	802000
Aromatics >EC5-EC7	<10 µg/kg	TM089		<40	58.1	<40	<40	<40	703
Aromatics >EC7-EC8	<10 µg/kg	TM089		<40	<40	<40	<40	<40	<100
Aromatics >EC8-EC10	<10 µg/kg	TM089		28300	29400	1070	<40	704	16000
Aromatics >EC10-EC12	<10 µg/kg	TM089		2090	1340	523	<40	726	92000
Aromatics >EC12-EC16	<100 µg/kg	TM173		<100	<100	<100	<100	<100	66300
Aromatics >EC16-EC21	<100 µg/kg	TM173		<100	<100	<100	<100	1350	20400
Aromatics >EC21-EC35	<100 µg/kg	TM173		<100	<100	<100	<100	1490	8460
Aromatics >EC35-EC44	<100 µg/kg	TM173		<100	<100	<100	<100	<100	<100
Aromatics >EC40-EC44	<100 µg/kg	TM173		<100	<100	<100	<100	<100	<100
Total Aromatics >EC12-EC44	<100 µg/kg	TM173		<100	<100	<100	<100	2840	95100
Total Aliphatics & Aromatics >C5-C44	<100 µg/kg	TM173		84600	96900	4770	<100	14000	1190000

CERTIFICATE OF ANALYSIS

SDG: 140712-79 **Location:** Coed Darcy **Order Number:** CD0744
Job: H_ATKINS_LDC-224 **Customer:** Atkins Global Ltd **Report Number:** 289029
Client Reference: Site Wide Trial Pitting **Attention:** Jack Lowrie **Superseded Report:** 279167

TPH CWG (S)

Results Legend	
#	ISO17025 accredited.
M	*m*CERTS accredited.
aq	Aqueous / settled sample.
diss.filt	Dissolved / filtered sample.
tot.unfilt	Total / unfiltered sample.
*	Subcontracted test.
**	% recovery of the surrogate standard to check the efficiency of the method. The results of individual compounds within samples aren't corrected for the recovery
(F)	Trigger breach confirmed
1-5&+§@	Sample deviation (see appendix)

Component	LOD/Units	Method	Customer Sample Ref.	TPE1046	TPE1058	TPE1058	TPE1058	TPE1058	TPE1059
			Depth (m)	3.50	0.50	1.50	2.50	3.50	0.50
			Sample Type	Soil/Solid	Soil/Solid	Soil/Solid	Soil/Solid	Soil/Solid	Soil/Solid
			Date Sampled	10/07/2014	10/07/2014	10/07/2014	10/07/2014	10/07/2014	10/07/2014
			Sample Time	.	.	.	.	.	.
			Date Received	12/07/2014	12/07/2014	12/07/2014	12/07/2014	12/07/2014	12/07/2014
			SDG Ref	140712-79	140712-79	140712-79	140712-79	140712-79	140712-79
			Lab Sample No.(s)	9609828	9609857	9609865	9609871	9609877	9609844
			AGS Reference						
GRO Surrogate % recovery**	%	TM089		48	84	105	105	77	111
GRO TOT (Moisture Corrected)	<44 µg/kg	TM089		21600 M	<176 M	40800 M	181000 M	4280 M	<176 M
Methyl tertiary butyl ether (MTBE)	<5 µg/kg	TM089		<100 M	<20 M	<20 M	<25 M	<20 M	<20 M
Benzene	<10 µg/kg	TM089		517 M	<40 M	<40 M	2490 M	<40 M	<40 M
Toluene	<2 µg/kg	TM089		<40 M	8.78 M	<8 M	459 M	<8 M	<8 M
Ethylbenzene	<3 µg/kg	TM089		<60 M	<12 M	<12 M	5580 M	31.9 M	<12 M
m,p-Xylene	<6 µg/kg	TM089		<120 M	<24 M	<24 M	22500 M	160 M	<24 M
o-Xylene	<3 µg/kg	TM089		<60 M	<12 M	<12 M	4130 M	<12 M	<12 M
sum of detected mpo xylene by GC	<9 µg/kg	TM089		<9	<9	<9	26600	160	<9
sum of detected BTEX by GC	<24 µg/kg	TM089		517	<24	<24	35100	192	<24
Aliphatics >C5-C6	<10 µg/kg	TM089		425	<40	90.5	5780	44.5	<40
Aliphatics >C6-C8	<10 µg/kg	TM089		4450	<40	6740	42800	556	<40
Aliphatics >C8-C10	<10 µg/kg	TM089		3310	<40	17600	46300	1450	<40
Aliphatics >C10-C12	<10 µg/kg	TM089		6420	<40	2790	12000	638	<40
Aliphatics >C12-C16	<100 µg/kg	TM173		50800	6650	1100	7480	<100	<100
Aliphatics >C16-C21	<100 µg/kg	TM173		11400	30200	8450	3690	<100	<100
Aliphatics >C21-C35	<100 µg/kg	TM173		2020	100000	18700	4300	<100	<100
Aliphatics >C35-C44	<100 µg/kg	TM173		<100	18800	<100	<100	<100	<100
Total Aliphatics >C12-C44	<100 µg/kg	TM173		64200	156000	28200	15500	<100	<100
Aromatics >EC5-EC7	<10 µg/kg	TM089		517	<40	<40	2490	<40	<40
Aromatics >EC7-EC8	<10 µg/kg	TM089		<200	<40	<40	459	<40	<40
Aromatics >EC8-EC10	<10 µg/kg	TM089		2210	<40	11700	63100	1160	<40
Aromatics >EC10-EC12	<10 µg/kg	TM089		4280	<40	1860	8020	425	<40
Aromatics >EC12-EC16	<100 µg/kg	TM173		5400	2530	1220	42700	780	<100
Aromatics >EC16-EC21	<100 µg/kg	TM173		9980	16700	4770	2110	1030	457
Aromatics >EC21-EC35	<100 µg/kg	TM173		23200	136000	12000	<100	<100	4980
Aromatics >EC35-EC44	<100 µg/kg	TM173		7680	66900	<100	<100	<100	3380
Aromatics >EC40-EC44	<100 µg/kg	TM173		3020	26900	<100	<100	<100	1510
Total Aromatics >EC12-EC44	<100 µg/kg	TM173		46300	222000	18000	44800	1810	8820
Total Aliphatics & Aromatics >C5-C44	<100 µg/kg	TM173		132000	378000	87000	241000	6080	8830

CERTIFICATE OF ANALYSIS

SDG:	140712-79	**Location:**	Coed Darcy	**Order Number:**	CD0744
Job:	H_ATKINS_LDC-224	**Customer:**	Atkins Global Ltd	**Report Number:**	289029
Client Reference:	Site Wide Trial Pitting	**Attention:**	Jack Lowrie	**Superseded Report:**	279167

TPH CWG (S)

Results Legend

#	ISO17025 accredited.
M	*m*CERTS accredited.
aq	Aqueous / settled sample.
diss.filt	Dissolved / filtered sample.
tot.unfilt	Total / unfiltered sample.
*	Subcontracted test.
**	% recovery of the surrogate standard to check the efficiency of the method. The results of individual compounds within samples aren't corrected for the recovery
(F)	Trigger breach confirmed
1-5&+§@	Sample deviation (see appendix)

Component	LOD/Units	Method	Customer Sample Ref.	TPE1059	TPE1059	TPE1060	TPE1060		
			Depth (m)	1.50	2.60	0.50	1.50		
			Sample Type	Soil/Solid	Soil/Solid	Soil/Solid	Soil/Solid		
			Date Sampled	10/07/2014	10/07/2014	10/07/2014	10/07/2014		
			Sample Time	.	.	.	.		
			Date Received	12/07/2014	12/07/2014	12/07/2014	12/07/2014		
			SDG Ref	140712-79	140712-79	140712-79	140712-79		
			Lab Sample No.(s)	9609849	9609853	9609835	9609840		
			AGS Reference						
GRO Surrogate % recovery**	%	TM089		96	111	92	70		
GRO TOT (Moisture Corrected)	<44 µg/kg	TM089		<176 M	73000 M	<176 M	406 M		
Methyl tertiary butyl ether (MTBE)	<5 µg/kg	TM089		<20 M	<20 M	<20 M	<20 M		
Benzene	<10 µg/kg	TM089		<40 M	67.8 M	<40 M	<40 M		
Toluene	<2 µg/kg	TM089		<8 M	<8 M	<8 M	21.1 M		
Ethylbenzene	<3 µg/kg	TM089		<12 M	<12 M	<12 M	<12 M		
m,p-Xylene	<6 µg/kg	TM089		<24 M	<24 M	<24 M	51.5 M		
o-Xylene	<3 µg/kg	TM089		<12 M	<12 M	<12 M	19.9 M		
sum of detected mpo xylene by GC	<9 µg/kg	TM089		<9	<9	<9	71.4		
sum of detected BTEX by GC	<24 µg/kg	TM089		<24	67.8	<24	92.5		
Aliphatics >C5-C6	<10 µg/kg	TM089		<40	510	<40	<40		
Aliphatics >C6-C8	<10 µg/kg	TM089		<40	27200	<40	56.2		
Aliphatics >C8-C10	<10 µg/kg	TM089		<40	24000	<40	62		
Aliphatics >C10-C12	<10 µg/kg	TM089		<40	3110	<40	72.5		
Aliphatics >C12-C16	<100 µg/kg	TM173		<100	<100	<100	<100		
Aliphatics >C16-C21	<100 µg/kg	TM173		<100	<100	<100	<100		
Aliphatics >C21-C35	<100 µg/kg	TM173		<100	<100	2300	<100		
Aliphatics >C35-C44	<100 µg/kg	TM173		<100	<100	<100	<100		
Total Aliphatics >C12-C44	<100 µg/kg	TM173		<100	<100	2300	<100		
Aromatics >EC5-EC7	<10 µg/kg	TM089		<40	67.8	<40	<40		
Aromatics >EC7-EC8	<10 µg/kg	TM089		<40	<40	<40	<40		
Aromatics >EC8-EC10	<10 µg/kg	TM089		<40	16000	<40	116		
Aromatics >EC10-EC12	<10 µg/kg	TM089		<40	2070	<40	48		
Aromatics >EC12-EC16	<100 µg/kg	TM173		<100	<100	<100	<100		
Aromatics >EC16-EC21	<100 µg/kg	TM173		<100	<100	<100	948		
Aromatics >EC21-EC35	<100 µg/kg	TM173		<100	<100	2990	3200		
Aromatics >EC35-EC44	<100 µg/kg	TM173		<100	<100	603	813		
Aromatics >EC40-EC44	<100 µg/kg	TM173		<100	<100	<100	<100		
Total Aromatics >EC12-EC44	<100 µg/kg	TM173		<100	<100	3590	4960		
Total Aliphatics & Aromatics >C5-C44	<100 µg/kg	TM173		<100	73000	5900	5350		

CERTIFICATE OF ANALYSIS

SDG:	140712-79	**Location:**	Coed Darcy	**Order Number:**	CD0744
Job:	H_ATKINS_LDC-224	**Customer:**	Atkins Global Ltd	**Report Number:**	289029
Client Reference:	Site Wide Trial Pitting	**Attention:**	Jack Lowrie	**Superseded Report:**	279167

Asbestos Identification - Solid Samples

		Date of Analysis	Analysed By	Comments	Amosite (Brown) Asbestos	Chrysotile (White) Asbestos	Crocidolite (Blue) Asbestos	Fibrous Actinolite	Fibrous Anthophyllite	Fibrous Tremolite	Non-Asbestos Fibre
Cust. Sample Ref. Depth (m) Sample Type Date Sampled Date Receieved SDG Original Sample Method Number	IP 220 0.50 SOLID 10/07/2014 00:00:00 140712-79 9610429 TM048	23/7/14	Kevin Bowron	-	Not Detected (#)	Not Detected (#)	Not Detected (#)	Not Detected (#)	Not Detected (#)	Not Detected (#)	Not Detected
Cust. Sample Ref. Depth (m) Sample Type Date Sampled Date Receieved SDG Original Sample Method Number	IP 234 0.50 SOLID 10/07/2014 00:00:00 140712-79 9610273 TM048	23/7/14	Kevin Bowron	-	Not Detected (#)	Not Detected (#)	Not Detected (#)	Not Detected (#)	Not Detected (#)	Not Detected (#)	Not Detected
Cust. Sample Ref. Depth (m) Sample Type Date Sampled Date Receieved SDG Original Sample Method Number	IP 235 0.50 SOLID 10/07/2014 00:00:00 140712-79 9610285 TM048	23/7/14	Simon Postlewhite	-	Not Detected (#)	Not Detected (#)	Not Detected (#)	Not Detected (#)	Not Detected (#)	Not Detected (#)	Not Detected
Cust. Sample Ref. Depth (m) Sample Type Date Sampled Date Receieved SDG Original Sample Method Number	IP 237 0.50 SOLID 10/07/2014 00:00:00 140712-79 9610257 TM048	23/7/14	Kevin Gill	-	Not Detected (#)	Not Detected (#)	Not Detected (#)	Not Detected (#)	Not Detected (#)	Not Detected (#)	Not Detected
Cust. Sample Ref. Depth (m) Sample Type Date Sampled Date Receieved SDG Original Sample Method Number	IP 255 0.50 SOLID 10/07/2014 00:00:00 140712-79 9610398 TM048	23/7/14	Kevin Bowron	Loose fibres in soil	Not Detected (#)	Detected (#)	Not Detected (#)	Not Detected (#)	Not Detected (#)	Not Detected (#)	Not Detected

CERTIFICATE OF ANALYSIS

SDG: 140712-79 **Location:** Coed Darcy **Order Number:** CD0744
Job: H_ATKINS_LDC-224 **Customer:** Atkins Global Ltd **Report Number:** 289029
Client Reference: Site Wide Trial Pitting **Attention:** Jack Lowrie **Superseded Report:** 279167

		Date of Analysis	Analysed By	Comments	Amosite (Brown) Asbestos	Chrysotile (White) Asbestos	Crocidolite (Blue) Asbestos	Fibrous Actinolite	Fibrous Anthophyllite	Fibrous Tremolite	Non-Asbestos Fibre
Cust. Sample Ref. Depth (m) Sample Type Date Sampled Date Receieved SDG Original Sample Method Number	IP 257 0.50 SOLID 10/07/2014 00:00:00 140712-79 9610416 TM048	22/7/14	Lauren Sargeant	-	Not Detected (#)	Not Detected (#)	Not Detected (#)	Not Detected (#)	Not Detected (#)	Not Detected (#)	Not Detected
Cust. Sample Ref. Depth (m) Sample Type Date Sampled Date Receieved SDG Original Sample Method Number	IP 258 0.30 SOLID 10/07/2014 00:00:00 140712-79 9610363 TM048	23/7/14	Simon Postlewhite	-	Not Detected (#)	Not Detected (#)	Not Detected (#)	Not Detected (#)	Not Detected (#)	Not Detected (#)	Not Detected
Cust. Sample Ref. Depth (m) Sample Type Date Sampled Date Receieved SDG Original Sample Method Number	IP 279 0.50 SOLID 10/07/2014 00:00:00 140712-79 9610355 TM048	23/7/14	Chris Swindells	-	Not Detected (#)	Not Detected (#)	Not Detected (#)	Not Detected (#)	Not Detected (#)	Not Detected (#)	Not Detected
Cust. Sample Ref. Depth (m) Sample Type Date Sampled Date Receieved SDG Original Sample Method Number	IP 280 1.00 SOLID 10/07/2014 00:00:00 140712-79 9610381 TM048	23/7/14	Laura Robbins	-	Not Detected (#)	Not Detected (#)	Not Detected (#)	Not Detected (#)	Not Detected (#)	Not Detected (#)	Not Detected
Cust. Sample Ref. Depth (m) Sample Type Date Sampled Date Receieved SDG Original Sample Method Number	IP 281 1.00 SOLID 10/07/2014 00:00:00 140712-79 9610389 TM048	23/7/14	Simon Postlewhite	-	Not Detected (#)	Not Detected (#)	Not Detected (#)	Not Detected (#)	Not Detected (#)	Not Detected (#)	Not Detected
Cust. Sample Ref. Depth (m) Sample Type Date Sampled Date Receieved SDG Original Sample Method Number	IP 287 0.50 SOLID 10/07/2014 00:00:00 140712-79 9610420 TM048	22/7/14	Lauren Sargeant	-	Not Detected (#)	Not Detected (#)	Not Detected (#)	Not Detected (#)	Not Detected (#)	Not Detected (#)	Not Detected

CERTIFICATE OF ANALYSIS

SDG: 140712-79 **Location:** Coed Darcy **Order Number:** CD0744
Job: H_ATKINS_LDC-224 **Customer:** Atkins Global Ltd **Report Number:** 289029
Client Reference: Site Wide Trial Pitting **Attention:** Jack Lowrie **Superseded Report:** 279167

		Date of Analysis	Analysed By	Comments	Amosite (Brown) Asbestos	Chrysotile (White) Asbestos	Crocidolite (Blue) Asbestos	Fibrous Actinolite	Fibrous Anthophyllite	Fibrous Tremolite	Non-Asbestos Fibre
Cust. Sample Ref. Depth (m) Sample Type Date Sampled Date Receieved SDG Original Sample Method Number	IP 287 1.00 SOLID 10/07/2014 00:00:00 140712-79 9610424 TM048	23/7/14	Simon Postlewhite	Loose fibres in soil	Not Detected (#)	Detected (#)	Not Detected (#)	Not Detected (#)	Not Detected (#)	Not Detected (#)	Not Detected
Cust. Sample Ref. Depth (m) Sample Type Date Sampled Date Receieved SDG Original Sample Method Number	IP 289 0.50 SOLID 10/07/2014 00:00:00 140712-79 9610237 TM048	23/7/14	Simon Postlewhite	-	Not Detected (#)	Not Detected (#)	Not Detected (#)	Not Detected (#)	Not Detected (#)	Not Detected (#)	Not Detected
Cust. Sample Ref. Depth (m) Sample Type Date Sampled Date Receieved SDG Original Sample Method Number	IP 310 0.50 SOLID 10/07/2014 00:00:00 140712-79 9610219 TM048	23/7/14	Chris Swindells	-	Not Detected (#)	Not Detected (#)	Not Detected (#)	Not Detected (#)	Not Detected (#)	Not Detected (#)	Not Detected
Cust. Sample Ref. Depth (m) Sample Type Date Sampled Date Receieved SDG Original Sample Method Number	IP 311 0.50 SOLID 10/07/2014 00:00:00 140712-79 9610343 TM048	23/7/14	Kevin Gill	loose fibres in soil	Not Detected (#)	Detected (#)	Not Detected (#)	Not Detected (#)	Not Detected (#)	Not Detected (#)	Not Detected
Cust. Sample Ref. Depth (m) Sample Type Date Sampled Date Receieved SDG Original Sample Method Number	IP 321 0.50 SOLID 10/07/2014 00:00:00 140712-79 9610326 TM048	23/7/14	Kevin Gill	-	Not Detected (#)	Not Detected (#)	Not Detected (#)	Not Detected (#)	Not Detected (#)	Not Detected (#)	Not Detected
Cust. Sample Ref. Depth (m) Sample Type Date Sampled Date Receieved SDG Original Sample Method Number	IP 322 0.00 - 0.00 SOLID 10/07/2014 00:00:00 140712-79 9610322 TM048	23/7/14	Chris Swindells	-	Not Detected (#)	Not Detected (#)	Not Detected (#)	Not Detected (#)	Not Detected (#)	Not Detected (#)	Not Detected

CERTIFICATE OF ANALYSIS

SDG: 140712-79 **Location:** Coed Darcy **Order Number:** CD0744
Job: H_ATKINS_LDC-224 **Customer:** Atkins Global Ltd **Report Number:** 289029
Client Reference: Site Wide Trial Pitting **Attention:** Jack Lowrie **Superseded Report:** 279167

		Date of Analysis	Analysed By	Comments	Amosite (Brown) Asbestos	Chrysotile (White) Asbestos	Crocidolite (Blue) Asbestos	Fibrous Actinolite	Fibrous Anthophyllite	Fibrous Tremolite	Non-Asbestos Fibre
Cust. Sample Ref. Depth (m) Sample Type Date Sampled Date Receieved SDG Original Sample Method Number	IP 322 0.50 SOLID 10/07/2014 00:00:00 140712-79 9610318 TM048	23/7/14	Simon Postlewhite	-	Not Detected (#)	Not Detected (#)	Not Detected (#)	Not Detected (#)	Not Detected (#)	Not Detected (#)	Not Detected
Cust. Sample Ref. Depth (m) Sample Type Date Sampled Date Receieved SDG Original Sample Method Number	IP 323 0.50 SOLID 10/07/2014 00:00:00 140712-79 9610303 TM048	23/7/14	Kevin Gill	-	Not Detected (#)	Not Detected (#)	Not Detected (#)	Not Detected (#)	Not Detected (#)	Not Detected (#)	Not Detected
Cust. Sample Ref. Depth (m) Sample Type Date Sampled Date Receieved SDG Original Sample Method Number	IP 462 0.50 SOLID 10/07/2014 00:00:00 140712-79 9610089 TM048	23/7/14	Kevin Gill	-	Not Detected (#)	Not Detected (#)	Not Detected (#)	Not Detected (#)	Not Detected (#)	Not Detected (#)	Not Detected
Cust. Sample Ref. Depth (m) Sample Type Date Sampled Date Receieved SDG Original Sample Method Number	IP 463 0.20 SOLID 10/07/2014 00:00:00 140712-79 9610016 TM048	23/7/14	Laura Robbins	-	Not Detected (#)	Not Detected (#)	Not Detected (#)	Not Detected (#)	Not Detected (#)	Not Detected (#)	Not Detected
Cust. Sample Ref. Depth (m) Sample Type Date Sampled Date Receieved SDG Original Sample Method Number	IP 464 0.20 SOLID 10/07/2014 00:00:00 140712-79 9609807 TM048	23/7/14	Kevin Bowron	-	Not Detected (#)	Not Detected (#)	Not Detected (#)	Not Detected (#)	Not Detected (#)	Not Detected (#)	Not Detected
Cust. Sample Ref. Depth (m) Sample Type Date Sampled Date Receieved SDG Original Sample Method Number	IP 471 0.50 SOLID 10/07/2014 00:00:00 140712-79 9610084 TM048	23/7/14	Kevin Bowron	-	Not Detected (#)	Not Detected (#)	Not Detected (#)	Not Detected (#)	Not Detected (#)	Not Detected (#)	Not Detected

CERTIFICATE OF ANALYSIS

SDG: 140712-79 **Location:** Coed Darcy **Order Number:** CD0744
Job: H_ATKINS_LDC-224 **Customer:** Atkins Global Ltd **Report Number:** 289029
Client Reference: Site Wide Trial Pitting **Attention:** Jack Lowrie **Superseded Report:** 279167

		Date of Analysis	Analysed By	Comments	Amosite (Brown) Asbestos	Chrysotile (White) Asbestos	Crocidolite (Blue) Asbestos	Fibrous Actinolite	Fibrous Anthophyllite	Fibrous Tremolite	Non-Asbestos Fibre
Cust. Sample Ref. Depth (m) Sample Type Date Sampled Date Receieved SDG Original Sample Method Number	IP 472 0.50 SOLID 10/07/2014 00:00:00 140712-79 9610193 TM048	23/7/14	Chris Swindells	-	Not Detected (#)	Not Detected (#)	Not Detected (#)	Not Detected (#)	Not Detected (#)	Not Detected (#)	Not Detected
Cust. Sample Ref. Depth (m) Sample Type Date Sampled Date Receieved SDG Original Sample Method Number	IP 472 0.80 SOLID 10/07/2014 00:00:00 140712-79 9610245 TM048	23/7/14	Chris Swindells	-	Not Detected (#)	Not Detected (#)	Not Detected (#)	Not Detected (#)	Not Detected (#)	Not Detected (#)	Not Detected
Cust. Sample Ref. Depth (m) Sample Type Date Sampled Date Receieved SDG Original Sample Method Number	IP 473 1.00 SOLID 10/07/2014 00:00:00 140712-79 9610072 TM048	23/7/14	Laura Robbins	-	Not Detected (#)	Not Detected (#)	Not Detected (#)	Not Detected (#)	Not Detected (#)	Not Detected (#)	Not Detected
Cust. Sample Ref. Depth (m) Sample Type Date Sampled Date Receieved SDG Original Sample Method Number	IP 477 0.50 SOLID 10/07/2014 00:00:00 140712-79 9610186 TM048	22/7/14	Lauren Sargeant	-	Not Detected (#)	Not Detected (#)	Not Detected (#)	Not Detected (#)	Not Detected (#)	Not Detected (#)	Not Detected
Cust. Sample Ref. Depth (m) Sample Type Date Sampled Date Receieved SDG Original Sample Method Number	IP 478 0.50 SOLID 10/07/2014 00:00:00 140712-79 9610167 TM048	22/7/14	Lauren Sargeant	-	Not Detected (#)	Not Detected (#)	Not Detected (#)	Not Detected (#)	Not Detected (#)	Not Detected (#)	Not Detected
Cust. Sample Ref. Depth (m) Sample Type Date Sampled Date Receieved SDG Original Sample Method Number	IP 481 1.00 SOLID 10/07/2014 00:00:00 140712-79 9610351 TM048	23/7/14	Laura Robbins	-	Not Detected (#)	Not Detected (#)	Not Detected (#)	Not Detected (#)	Not Detected (#)	Not Detected (#)	Not Detected

CERTIFICATE OF ANALYSIS

SDG: 140712-79 **Location:** Coed Darcy **Order Number:** CD0744
Job: H_ATKINS_LDC-224 **Customer:** Atkins Global Ltd **Report Number:** 289029
Client Reference: Site Wide Trial Pitting **Attention:** Jack Lowrie **Superseded Report:** 279167

		Date of Analysis	Analysed By	Comments	Amosite (Brown) Asbestos	Chrysotile (White) Asbestos	Crocidolite (Blue) Asbestos	Fibrous Actinolite	Fibrous Anthophyllite	Fibrous Tremolite	Non-Asbestos Fibre
Cust. Sample Ref. Depth (m) Sample Type Date Sampled Date Receieved SDG Original Sample Method Number	IP 482 0.50 SOLID 10/07/2014 00:00:00 140712-79 9609923 TM048	23/7/14	Laura Robbins	-	Not Detected (#)	Not Detected (#)	Not Detected (#)	Not Detected (#)	Not Detected (#)	Not Detected (#)	Not Detected
Cust. Sample Ref. Depth (m) Sample Type Date Sampled Date Receieved SDG Original Sample Method Number	IP491 0.50 SOLID 10/07/2014 00:00:00 140712-79 9609861 TM048	23/7/14	Simon Postlewhite	-	Not Detected (#)	Not Detected (#)	Not Detected (#)	Not Detected (#)	Not Detected (#)	Not Detected (#)	Not Detected
Cust. Sample Ref. Depth (m) Sample Type Date Sampled Date Receieved SDG Original Sample Method Number	IP 492 0.40 SOLID 10/07/2014 00:00:00 140712-79 9609993 TM048	23/7/14	Kevin Bowron	-	Not Detected (#)	Not Detected (#)	Not Detected (#)	Not Detected (#)	Not Detected (#)	Not Detected (#)	Not Detected
Cust. Sample Ref. Depth (m) Sample Type Date Sampled Date Receieved SDG Original Sample Method Number	IP 498 0.50 SOLID 10/07/2014 00:00:00 140712-79 9610204 TM048	23/7/14	Kevin Gill	-	Not Detected (#)	Not Detected (#)	Not Detected (#)	Not Detected (#)	Not Detected (#)	Not Detected (#)	Not Detected
Cust. Sample Ref. Depth (m) Sample Type Date Sampled Date Receieved SDG Original Sample Method Number	IP 499 0.50 SOLID 10/07/2014 00:00:00 140712-79 9610144 TM048	23/7/14	Laura Robbins	-	Not Detected (#)	Not Detected (#)	Not Detected (#)	Not Detected (#)	Not Detected (#)	Not Detected (#)	Not Detected
Cust. Sample Ref. Depth (m) Sample Type Date Sampled Date Receieved SDG Original Sample Method Number	IP 500 0.50 SOLID 10/07/2014 00:00:00 140712-79 9610109 TM048	23/7/14	Kevin Gill	-	Not Detected (#)	Not Detected (#)	Not Detected (#)	Not Detected (#)	Not Detected (#)	Not Detected (#)	Not Detected

CERTIFICATE OF ANALYSIS

SDG: 140712-79 **Location:** Coed Darcy **Order Number:** CD0744
Job: H_ATKINS_LDC-224 **Customer:** Atkins Global Ltd **Report Number:** 289029
Client Reference: Site Wide Trial Pitting **Attention:** Jack Lowrie **Superseded Report:** 279167

		Date of Analysis	Analysed By	Comments	Amosite (Brown) Asbestos	Chrysotile (White) Asbestos	Crocidolite (Blue) Asbestos	Fibrous Actinolite	Fibrous Anthophyllite	Fibrous Tremolite	Non-Asbestos Fibre
Cust. Sample Ref. Depth (m) Sample Type Date Sampled Date Receieved SDG Original Sample Method Number	IP 502 1.00 SOLID 10/07/2014 00:00:00 140712-79 9610011 TM048	23/7/14	Laura Robbins	-	Not Detected (#)	Not Detected (#)	Not Detected (#)	Not Detected (#)	Not Detected (#)	Not Detected (#)	Not Detected
Cust. Sample Ref. Depth (m) Sample Type Date Sampled Date Receieved SDG Original Sample Method Number	IP 524 1.00 SOLID 10/07/2014 00:00:00 140712-79 9610037 TM048	23/7/14	Simon Postlewhite	-	Not Detected (#)	Not Detected (#)	Not Detected (#)	Not Detected (#)	Not Detected (#)	Not Detected (#)	Not Detected
Cust. Sample Ref. Depth (m) Sample Type Date Sampled Date Receieved SDG Original Sample Method Number	TP 968 0.50 SOLID 10/07/2014 00:00:00 140712-79 9609961 TM048	23/7/14	Kevin Gill	-	Not Detected (#)	Not Detected (#)	Not Detected (#)	Not Detected (#)	Not Detected (#)	Not Detected (#)	Not Detected
Cust. Sample Ref. Depth (m) Sample Type Date Sampled Date Receieved SDG Original Sample Method Number	TP 971 0.50 SOLID 10/07/2014 00:00:00 140712-79 9610439 TM048	23/7/14	Kevin Bowron	-	Not Detected (#)	Not Detected (#)	Not Detected (#)	Not Detected (#)	Not Detected (#)	Not Detected (#)	Not Detected
Cust. Sample Ref. Depth (m) Sample Type Date Sampled Date Receieved SDG Original Sample Method Number	TP 1047 0.50 SOLID 10/07/2014 00:00:00 140712-79 9609888 TM048	23/7/14	Chris Swindells	-	Not Detected (#)	Not Detected (#)	Not Detected (#)	Not Detected (#)	Not Detected (#)	Not Detected (#)	Not Detected
Cust. Sample Ref. Depth (m) Sample Type Date Sampled Date Receieved SDG Original Sample Method Number	TP 1048 0.50 SOLID 10/07/2014 00:00:00 140712-79 9609907 TM048	23/7/14	Chris Swindells	-	Not Detected (#)	Not Detected (#)	Not Detected (#)	Not Detected (#)	Not Detected (#)	Not Detected (#)	Not Detected

CERTIFICATE OF ANALYSIS

SDG: 140712-79 **Location:** Coed Darcy **Order Number:** CD0744
Job: H_ATKINS_LDC-224 **Customer:** Atkins Global Ltd **Report Number:** 289029
Client Reference: Site Wide Trial Pitting **Attention:** Jack Lowrie **Superseded Report:** 279167

		Date of Analysis	Analysed By	Comments	Amosite (Brown) Asbestos	Chrysotile (White) Asbestos	Crocidolite (Blue) Asbestos	Fibrous Actinolite	Fibrous Anthophyllite	Fibrous Tremolite	Non-Asbestos Fibre
Cust. Sample Ref. Depth (m) Sample Type Date Sampled Date Receieved SDG Original Sample Method Number	TP 1049 0.50 SOLID 10/07/2014 00:00:00 140712-79 9609936 TM048	23/7/14	Kevin Bowron	-	Not Detected (#)	Not Detected (#)	Not Detected (#)	Not Detected (#)	Not Detected (#)	Not Detected (#)	Not Detected
Cust. Sample Ref. Depth (m) Sample Type Date Sampled Date Receieved SDG Original Sample Method Number	TPE1046 0.50 SOLID 10/07/2014 00:00:00 140712-79 9609816 TM048	23/7/14	Kevin Bowron	-	Not Detected (#)	Not Detected (#)	Not Detected (#)	Not Detected (#)	Not Detected (#)	Not Detected (#)	Not Detected
Cust. Sample Ref. Depth (m) Sample Type Date Sampled Date Receieved SDG Original Sample Method Number	TPE1058 0.50 SOLID 10/07/2014 00:00:00 140712-79 9609857 TM048	23/7/14	Kevin Bowron	-	Not Detected (#)	Not Detected (#)	Not Detected (#)	Not Detected (#)	Not Detected (#)	Not Detected (#)	Not Detected
Cust. Sample Ref. Depth (m) Sample Type Date Sampled Date Receieved SDG Original Sample Method Number	TPE1059 0.50 SOLID 10/07/2014 00:00:00 140712-79 9609844 TM048	23/7/14	Laura Robbins	-	Not Detected (#)	Not Detected (#)	Not Detected (#)	Not Detected (#)	Not Detected (#)	Not Detected (#)	Not Detected
Cust. Sample Ref. Depth (m) Sample Type Date Sampled Date Receieved SDG Original Sample Method Number	TPE1060 0.50 SOLID 10/07/2014 00:00:00 140712-79 9609835 TM048	23/7/14	Kevin Bowron	-	Not Detected (#)	Not Detected (#)	Not Detected (#)	Not Detected (#)	Not Detected (#)	Not Detected (#)	Not Detected

CERTIFICATE OF ANALYSIS

SDG:	140712-79	**Location:**	Coed Darcy	**Order Number:**	CD0744
Job:	H_ATKINS_LDC-224	**Customer:**	Atkins Global Ltd	**Report Number:**	289029
Client Reference:	Site Wide Trial Pitting	**Attention:**	Jack Lowrie	**Superseded Report:**	279167

Asbestos Quantification - Full

		Additional Asbestos Components (Using TM048)	Analysts Comments	Asbestos Quantification - Gravimetric - %	Asbestos Quantification - PCOM Evaluation - %	Asbestos Quantification - Total - %
Cust. Sample Ref. Depth (m) Sample Type Date Sampled Date Receieved SDG Original Sample Method Number	IP 255 0.50 SOLID 10/07/2014 00:00:00 140712-79 9610398 TM 304	None (#)	N/C	<0.001 (#)	<0.001 (#)	<0.001 (#)
Cust. Sample Ref. Depth (m) Sample Type Date Sampled Date Receieved SDG Original Sample Method Number	IP 287 1.00 SOLID 10/07/2014 00:00:00 140712-79 9610424 TM 304	None (#)	N/C	0.0012 (#)	<0.001 (#)	0.0014 (#)
Cust. Sample Ref. Depth (m) Sample Type Date Sampled Date Receieved SDG Original Sample Method Number	IP 311 0.50 SOLID 10/07/2014 00:00:00 140712-79 9610343 TM 304	None (#)	N/C	<0.001 (#)	<0.001 (#)	<0.001 (#)

CERTIFICATE OF ANALYSIS

SDG:	140712-79	**Location:**	Coed Darcy	**Order Number:**	CD0744
Job:	H_ATKINS_LDC-224	**Customer:**	Atkins Global Ltd	**Report Number:**	289029
Client Reference:	Site Wide Trial Pitting	**Attention:**	Jack Lowrie	**Superseded Report:**	279167

Table of Results - Appendix

Method No	Reference	Description	Wet/Dry Sample [1]	Surrogate Corrected
ASB_PREP				
PM001		Preparation of Samples for Metals Analysis		
PM024	Modified BS 1377	Soil preparation including homogenisation, moisture screens of soils for Asbestos Containing Material		
TM 304				
TM048	HSG 248, Asbestos: The analysts' guide for sampling, analysis and clearance procedures	Identification of Asbestos in Bulk Material		
TM089	Modified: US EPA Methods 8020 & 602	Determination of Gasoline Range Hydrocarbons (GRO) and BTEX (MTBE) compounds by Headspace GC-FID (C4-C12)		
TM132	In - house Method	ELTRA CS800 Operators Guide		
TM133	BS 1377: Part 3 1990;BS 6068-2.5	Determination of pH in Soil and Water using the GLpH pH Meter		
TM173	Analysis of Petroleum Hydrocarbons in Environmental Media – Total Petroleum Hydrocarbon Criteria	Determination of Speciated Extractable Petroleum Hydrocarbons in Soils by GC-FID		
TM181	US EPA Method 6010B	Determination of Routine Metals in Soil by iCap 6500 Duo ICP-OES		
TM218	Microwave extraction – EPA method 3546	Microwave extraction - EPA method 3546		

[1] Applies to Solid samples only. DRY indicates samples have been dried at 35°C. NA = not applicable.

CERTIFICATE OF ANALYSIS

SDG:	140712-79	**Location:**	Coed Darcy	**Order Number:**	CD0744
Job:	H_ATKINS_LDC-224	**Customer:**	Atkins Global Ltd	**Report Number:**	289029
Client Reference:	Site Wide Trial Pitting	**Attention:**	Jack Lowrie	**Superseded Report:**	279167

Test Completion Dates

Lab Sample No(s)	9610429	9610434	9610273	9610277	9610281	9610285	9610289	9610261	9610265	9610269
Customer Sample Ref.	IP 220	IP 220	IP 234	IP 234	IP 234	IP 235	IP 235	IP 236	IP 236	IP 236
AGS Ref.										
Depth	0.50	1.50	0.50	1.50	2.00	0.50	1.50	0.50	1.50	3.00
Type	SOLID	SOLID	SOLID	SOLID	SOLID	SOLID	SOLID	SOLID	SOLID	SOLID
Asbestos ID in Solid Samples	24-Jul-2014		24-Jul-2014			24-Jul-2014				
EPH CWG (Aliphatic) GC (S)	24-Jul-2014	24-Jul-2014	23-Jul-2014	24-Jul-2014	24-Jul-2014	24-Jul-2014	24-Jul-2014	24-Jul-2014	24-Jul-2014	24-Jul-2014
EPH CWG (Aromatic) GC (S)	24-Jul-2014	24-Jul-2014	23-Jul-2014	24-Jul-2014	24-Jul-2014	24-Jul-2014	24-Jul-2014	24-Jul-2014	24-Jul-2014	24-Jul-2014
GRO by GC-FID (S)	23-Jul-2014	23-Jul-2014	23-Jul-2014	23-Jul-2014	23-Jul-2014	23-Jul-2014	23-Jul-2014	24-Jul-2014	23-Jul-2014	23-Jul-2014
Metals in solid samples by OES	21-Jul-2014	21-Jul-2014	22-Jul-2014	21-Jul-2014	21-Jul-2014	22-Jul-2014	22-Jul-2014	21-Jul-2014	22-Jul-2014	18-Jul-2014
PAH by GCMS	20-Jul-2014	22-Jul-2014	18-Jul-2014	22-Jul-2014	22-Jul-2014	18-Jul-2014	22-Jul-2014	19-Jul-2014	16-Jul-2014	19-Jul-2014
pH	21-Jul-2014	18-Jul-2014	21-Jul-2014	18-Jul-2014	18-Jul-2014	21-Jul-2014	18-Jul-2014	18-Jul-2014	21-Jul-2014	18-Jul-2014
Sample description	15-Jul-2014	15-Jul-2014	16-Jul-2014	16-Jul-2014	16-Jul-2014	16-Jul-2014	16-Jul-2014	13-Jul-2014	13-Jul-2014	13-Jul-2014
Total Organic Carbon	22-Jul-2014								22-Jul-2014	
TPH CWG GC (S)	24-Jul-2014	24-Jul-2014	23-Jul-2014	24-Jul-2014	24-Jul-2014	24-Jul-2014	24-Jul-2014	24-Jul-2014	24-Jul-2014	24-Jul-2014

Lab Sample No(s)	9610241	9610251	9610257	9610398	9610412	9610416	9610363	9610367	9610375	9610355
Customer Sample Ref.	IP 237	IP 237	IP 237	IP 255	IP 255	IP 257	IP 258	IP 258	IP 258	IP 279
AGS Ref.										
Depth	1.50	1.51	0.50	0.50	1.50	0.50	0.30	2.00	3.00	0.50
Type	SOLID	SOLID	SOLID	SOLID	SOLID	SOLID	SOLID	SOLID	SOLID	SOLID
Asbestos ID in Solid Samples			24-Jul-2014	24-Jul-2014		24-Jul-2014	24-Jul-2014			24-Jul-2014
Asbestos Quantification - Full				04-Aug-2014						
EPH CWG (Aliphatic) GC (S)	24-Jul-2014	24-Jul-2014	24-Jul-2014	24-Jul-2014	24-Jul-2014	24-Jul-2014	24-Jul-2014	23-Jul-2014	23-Jul-2014	24-Jul-2014
EPH CWG (Aromatic) GC (S)	24-Jul-2014	24-Jul-2014	24-Jul-2014	24-Jul-2014	24-Jul-2014	24-Jul-2014	24-Jul-2014	23-Jul-2014	23-Jul-2014	24-Jul-2014
GRO by GC-FID (S)	23-Jul-2014	23-Jul-2014	24-Jul-2014	24-Jul-2014	24-Jul-2014	24-Jul-2014	24-Jul-2014	24-Jul-2014	24-Jul-2014	23-Jul-2014
Metals in solid samples by OES	18-Jul-2014	18-Jul-2014	21-Jul-2014	22-Jul-2014	21-Jul-2014	22-Jul-2014	22-Jul-2014	22-Jul-2014	22-Jul-2014	22-Jul-2014
PAH by GCMS	19-Jul-2014	19-Jul-2014	19-Jul-2014	19-Jul-2014	20-Jul-2014	19-Jul-2014	19-Jul-2014	20-Jul-2014	23-Jul-2014	19-Jul-2014
pH	18-Jul-2014	18-Jul-2014	21-Jul-2014	21-Jul-2014	21-Jul-2014	21-Jul-2014	21-Jul-2014	21-Jul-2014	21-Jul-2014	21-Jul-2014
Sample description	13-Jul-2014	13-Jul-2014	13-Jul-2014	16-Jul-2014	17-Jul-2014	16-Jul-2014	17-Jul-2014	17-Jul-2014	17-Jul-2014	15-Jul-2014
TPH CWG GC (S)	24-Jul-2014	24-Jul-2014	24-Jul-2014	24-Jul-2014	24-Jul-2014	24-Jul-2014	24-Jul-2014	24-Jul-2014	24-Jul-2014	24-Jul-2014

Lab Sample No(s)	9610359	9610381	9610385	9610389	9610393	9610420	9610424	9610237	9610219	9610224
Customer Sample Ref.	IP 279	IP 280	IP 280	IP 281	IP 281	IP 287	IP 287	IP 289	IP 310	IP 310
AGS Ref.										
Depth	1.50	1.00	2.00	1.00	2.00	0.50	1.00	0.50	0.50	1.50
Type	SOLID	SOLID	SOLID	SOLID	SOLID	SOLID	SOLID	SOLID	SOLID	SOLID
Asbestos ID in Solid Samples		24-Jul-2014		24-Jul-2014		24-Jul-2014	24-Jul-2014	24-Jul-2014	24-Jul-2014	
Asbestos Quantification - Full							04-Aug-2014			
EPH CWG (Aliphatic) GC (S)	24-Jul-2014	24-Jul-2014	23-Jul-2014	24-Jul-2014	25-Jul-2014	24-Jul-2014	24-Jul-2014	24-Jul-2014	24-Jul-2014	24-Jul-2014
EPH CWG (Aromatic) GC (S)	24-Jul-2014	24-Jul-2014	23-Jul-2014	24-Jul-2014	25-Jul-2014	24-Jul-2014	24-Jul-2014	24-Jul-2014	24-Jul-2014	24-Jul-2014
GRO by GC-FID (S)	23-Jul-2014	24-Jul-2014	24-Jul-2014	24-Jul-2014	24-Jul-2014	23-Jul-2014	24-Jul-2014	24-Jul-2014	23-Jul-2014	23-Jul-2014
Metals in solid samples by OES	22-Jul-2014	22-Jul-2014	22-Jul-2014	22-Jul-2014	21-Jul-2014	22-Jul-2014	22-Jul-2014	22-Jul-2014	22-Jul-2014	21-Jul-2014
PAH by GCMS	22-Jul-2014	19-Jul-2014	23-Jul-2014	19-Jul-2014	23-Jul-2014	19-Jul-2014	20-Jul-2014	16-Jul-2014	16-Jul-2014	19-Jul-2014
pH	21-Jul-2014	21-Jul-2014	21-Jul-2014	21-Jul-2014	21-Jul-2014	21-Jul-2014	21-Jul-2014	21-Jul-2014	21-Jul-2014	18-Jul-2014
Sample description	15-Jul-2014	16-Jul-2014	17-Jul-2014	16-Jul-2014	18-Jul-2014	17-Jul-2014	16-Jul-2014	13-Jul-2014	13-Jul-2014	13-Jul-2014
Total Organic Carbon		21-Jul-2014								
TPH CWG GC (S)	24-Jul-2014	24-Jul-2014	24-Jul-2014	24-Jul-2014	25-Jul-2014	24-Jul-2014	24-Jul-2014	24-Jul-2014	24-Jul-2014	24-Jul-2014

Lab Sample No(s)	9610228	9610232	9610343	9610347	9610326	9610330	9610335	9610318	9610322	9610303
Customer Sample Ref.	IP 310	IP 310	IP 311	IP 311	IP 321	IP 321	IP 321	IP 322	IP 322	IP 323
AGS Ref.										
Depth	2.50	3.50	0.50	1.00	0.50	1.50	2.50	0.50	0.00 - 0.00	0.50
Type	SOLID	SOLID	SOLID	SOLID	SOLID	SOLID	SOLID	SOLID	SOLID	SOLID
Asbestos ID in Solid Samples			24-Jul-2014		24-Jul-2014			24-Jul-2014	24-Jul-2014	24-Jul-2014
Asbestos Quantification - Full			04-Aug-2014							
EPH CWG (Aliphatic) GC (S)	24-Jul-2014	24-Jul-2014	23-Jul-2014	24-Jul-2014	24-Jul-2014	24-Jul-2014	24-Jul-2014	24-Jul-2014	23-Jul-2014	24-Jul-2014
EPH CWG (Aromatic) GC (S)	24-Jul-2014	24-Jul-2014	23-Jul-2014	24-Jul-2014	24-Jul-2014	24-Jul-2014	24-Jul-2014	24-Jul-2014	23-Jul-2014	24-Jul-2014
GRO by GC-FID (S)	23-Jul-2014	23-Jul-2014	23-Jul-2014	24-Jul-2014	23-Jul-2014	23-Jul-2014	22-Jul-2014	23-Jul-2014	23-Jul-2014	23-Jul-2014
Metals in solid samples by OES	18-Jul-2014	17-Jul-2014	21-Jul-2014	22-Jul-2014	22-Jul-2014	22-Jul-2014	21-Jul-2014	22-Jul-2014	21-Jul-2014	22-Jul-2014
PAH by GCMS	19-Jul-2014	19-Jul-2014	18-Jul-2014	22-Jul-2014	19-Jul-2014	22-Jul-2014	19-Jul-2014	18-Jul-2014	18-Jul-2014	19-Jul-2014
pH	18-Jul-2014	18-Jul-2014	21-Jul-2014	21-Jul-2014	21-Jul-2014	21-Jul-2014	21-Jul-2014	21-Jul-2014	21-Jul-2014	21-Jul-2014
Sample description	13-Jul-2014	13-Jul-2014	16-Jul-2014	15-Jul-2014	15-Jul-2014	15-Jul-2014	15-Jul-2014	16-Jul-2014	16-Jul-2014	15-Jul-2014
Total Organic Carbon		15-Jul-2014		21-Jul-2014						
TPH CWG GC (S)	24-Jul-2014	24-Jul-2014	23-Jul-2014	24-Jul-2014	24-Jul-2014	24-Jul-2014	24-Jul-2014	24-Jul-2014	23-Jul-2014	24-Jul-2014

CERTIFICATE OF ANALYSIS

SDG: 140712-79 **Location:** Coed Darcy **Order Number:** CD0744
Job: H_ATKINS_LDC-224 **Customer:** Atkins Global Ltd **Report Number:** 289029
Client Reference: Site Wide Trial Pitting **Attention:** Jack Lowrie **Superseded Report:** 279167

Lab Sample No(s)	9610307	9610311	9610089	9610099	9610105	9610016	9609807	9610084	9610193	9610245
Customer Sample Ref.	IP 323	IP 323	IP 462	IP 462	IP 462	IP 463	IP 464	IP 471	IP 472	IP 472
AGS Ref.										
Depth	1.50	2.00	0.50	1.50	2.50	0.20	0.20	0.50	0.50	0.80
Type	SOLID	SOLID	SOLID	SOLID	SOLID	SOLID	SOLID	SOLID	SOLID	SOLID
Asbestos ID in Solid Samples			24-Jul-2014			24-Jul-2014	24-Jul-2014	24-Jul-2014	24-Jul-2014	24-Jul-2014
EPH CWG (Aliphatic) GC (S)	24-Jul-2014	24-Jul-2014	24-Jul-2014	23-Jul-2014	23-Jul-2014	24-Jul-2014	24-Jul-2014	24-Jul-2014	24-Jul-2014	24-Jul-2014
EPH CWG (Aromatic) GC (S)	24-Jul-2014	24-Jul-2014	24-Jul-2014	23-Jul-2014	23-Jul-2014	24-Jul-2014	24-Jul-2014	24-Jul-2014	24-Jul-2014	24-Jul-2014
GRO by GC-FID (S)	22-Jul-2014	22-Jul-2014	23-Jul-2014	23-Jul-2014	22-Jul-2014	23-Jul-2014	23-Jul-2014	23-Jul-2014	23-Jul-2014	23-Jul-2014
Metals in solid samples by OES	21-Jul-2014	21-Jul-2014	21-Jul-2014	21-Jul-2014	21-Jul-2014	22-Jul-2014	22-Jul-2014	21-Jul-2014	22-Jul-2014	21-Jul-2014
PAH by GCMS	19-Jul-2014	19-Jul-2014	18-Jul-2014	22-Jul-2014	22-Jul-2014	19-Jul-2014	19-Jul-2014	21-Jul-2014	19-Jul-2014	19-Jul-2014
pH	21-Jul-2014	21-Jul-2014	21-Jul-2014	18-Jul-2014	18-Jul-2014	21-Jul-2014	21-Jul-2014	21-Jul-2014	21-Jul-2014	21-Jul-2014
Sample description	15-Jul-2014	15-Jul-2014	16-Jul-2014	15-Jul-2014	15-Jul-2014	15-Jul-2014	15-Jul-2014	16-Jul-2014	15-Jul-2014	15-Jul-2014
Total Organic Carbon	21-Jul-2014		21-Jul-2014			22-Jul-2014				22-Jul-2014
TPH CWG GC (S)	24-Jul-2014	24-Jul-2014	24-Jul-2014	23-Jul-2014	23-Jul-2014	24-Jul-2014	24-Jul-2014	24-Jul-2014	24-Jul-2014	24-Jul-2014

Lab Sample No(s)	9610294	9610072	9610131	9610186	9610198	9610167	9610171	9610175	9610179	9609811
Customer Sample Ref.	IP 472	IP 473	IP 473	IP 477	IP 477	IP 478	IP 478	IP 478	IP 478	IP 481
AGS Ref.										
Depth	1.50	1.00	2.00	0.50	1.50	0.50	1.50	2.50	3.10	2.00
Type	SOLID	SOLID	SOLID	SOLID	SOLID	SOLID	SOLID	SOLID	SOLID	SOLID
Asbestos ID in Solid Samples		24-Jul-2014		24-Jul-2014		24-Jul-2014				
EPH CWG (Aliphatic) GC (S)	24-Jul-2014	24-Jul-2014	24-Jul-2014	23-Jul-2014	23-Jul-2014	23-Jul-2014	24-Jul-2014	24-Jul-2014	23-Jul-2014	24-Jul-2014
EPH CWG (Aromatic) GC (S)	24-Jul-2014	24-Jul-2014	24-Jul-2014	23-Jul-2014	23-Jul-2014	23-Jul-2014	24-Jul-2014	24-Jul-2014	23-Jul-2014	24-Jul-2014
GRO by GC-FID (S)	22-Jul-2014	23-Jul-2014	22-Jul-2014	24-Jul-2014	23-Jul-2014	23-Jul-2014	23-Jul-2014	23-Jul-2014	23-Jul-2014	22-Jul-2014
Metals in solid samples by OES	21-Jul-2014	21-Jul-2014	21-Jul-2014	22-Jul-2014	21-Jul-2014	22-Jul-2014	21-Jul-2014	21-Jul-2014	21-Jul-2014	21-Jul-2014
PAH by GCMS	20-Jul-2014	19-Jul-2014	23-Jul-2014	21-Jul-2014	19-Jul-2014	18-Jul-2014	22-Jul-2014	22-Jul-2014	19-Jul-2014	23-Jul-2014
pH	18-Jul-2014	21-Jul-2014	18-Jul-2014	21-Jul-2014	18-Jul-2014	21-Jul-2014	18-Jul-2014	18-Jul-2014	18-Jul-2014	18-Jul-2014
Sample description	15-Jul-2014	15-Jul-2014	15-Jul-2014	16-Jul-2014	15-Jul-2014	16-Jul-2014	16-Jul-2014	16-Jul-2014	15-Jul-2014	15-Jul-2014
Total Organic Carbon				21-Jul-2014						
TPH CWG GC (S)	24-Jul-2014	24-Jul-2014	24-Jul-2014	24-Jul-2014	23-Jul-2014	23-Jul-2014	24-Jul-2014	24-Jul-2014	23-Jul-2014	24-Jul-2014

Lab Sample No(s)	9609861	9610351	9610405	9609923	9609975	9609986	9609993	9609997	9610001	9610005
Customer Sample Ref.	IP491	IP 481	IP 481	IP 482	IP 482	IP 482	IP 492	IP 492	IP 492	IP 492
AGS Ref.										
Depth	0.50	1.00	1.80	0.50	1.50	2.50	0.40	1.40	1.70	2.40
Type	SOLID	SOLID	SOLID	SOLID	SOLID	SOLID	SOLID	SOLID	SOLID	SOLID
Asbestos ID in Solid Samples	24-Jul-2014	24-Jul-2014		24-Jul-2014			24-Jul-2014			
EPH CWG (Aliphatic) GC (S)	24-Jul-2014	24-Jul-2014	24-Jul-2014	24-Jul-2014	24-Jul-2014	24-Jul-2014	23-Jul-2014	24-Jul-2014	23-Jul-2014	23-Jul-2014
EPH CWG (Aromatic) GC (S)	24-Jul-2014	24-Jul-2014	24-Jul-2014	24-Jul-2014	24-Jul-2014	24-Jul-2014	23-Jul-2014	24-Jul-2014	23-Jul-2014	23-Jul-2014
GRO by GC-FID (S)	23-Jul-2014	23-Jul-2014	22-Jul-2014	23-Jul-2014	22-Jul-2014	22-Jul-2014	23-Jul-2014	23-Jul-2014	22-Jul-2014	24-Jul-2014
Metals in solid samples by OES	21-Jul-2014	21-Jul-2014	21-Jul-2014	21-Jul-2014	21-Jul-2014	21-Jul-2014	21-Jul-2014	21-Jul-2014	21-Jul-2014	21-Jul-2014
PAH by GCMS	19-Jul-2014	19-Jul-2014	23-Jul-2014	19-Jul-2014	23-Jul-2014	23-Jul-2014	18-Jul-2014	22-Jul-2014	22-Jul-2014	22-Jul-2014
pH	22-Jul-2014	21-Jul-2014	18-Jul-2014	21-Jul-2014	18-Jul-2014	18-Jul-2014	21-Jul-2014	18-Jul-2014	18-Jul-2014	18-Jul-2014
Sample description	15-Jul-2014	15-Jul-2014	15-Jul-2014	15-Jul-2014	15-Jul-2014	15-Jul-2014	16-Jul-2014	15-Jul-2014	15-Jul-2014	15-Jul-2014
Total Organic Carbon				22-Jul-2014			21-Jul-2014			
TPH CWG GC (S)	24-Jul-2014	24-Jul-2014	24-Jul-2014	24-Jul-2014	24-Jul-2014	24-Jul-2014	23-Jul-2014	24-Jul-2014	23-Jul-2014	24-Jul-2014

Lab Sample No(s)	9610204	9610208	9610213	9610144	9610148	9610155	9610161	9610109	9610114	9610119
Customer Sample Ref.	IP 498	IP 498	IP 498	IP 499	IP 499	IP 499	IP 499	IP 500	IP 500	IP 500
AGS Ref.										
Depth	0.50	1.50	2.50	0.50	1.50	2.50	3.50	0.50	1.50	2.50
Type	SOLID	SOLID	SOLID	SOLID	SOLID	SOLID	SOLID	SOLID	SOLID	SOLID
Asbestos ID in Solid Samples	24-Jul-2014			24-Jul-2014				24-Jul-2014		
EPH CWG (Aliphatic) GC (S)	24-Jul-2014	23-Jul-2014	24-Jul-2014	24-Jul-2014	23-Jul-2014	23-Jul-2014	23-Jul-2014	24-Jul-2014	24-Jul-2014	23-Jul-2014
EPH CWG (Aromatic) GC (S)	24-Jul-2014	23-Jul-2014	24-Jul-2014	24-Jul-2014	23-Jul-2014	23-Jul-2014	23-Jul-2014	24-Jul-2014	24-Jul-2014	23-Jul-2014
GRO by GC-FID (S)	23-Jul-2014	23-Jul-2014	23-Jul-2014	23-Jul-2014	22-Jul-2014	22-Jul-2014	22-Jul-2014	23-Jul-2014	23-Jul-2014	23-Jul-2014
Metals in solid samples by OES	22-Jul-2014	22-Jul-2014	21-Jul-2014	21-Jul-2014	22-Jul-2014	21-Jul-2014	21-Jul-2014	22-Jul-2014	22-Jul-2014	21-Jul-2014
PAH by GCMS	20-Jul-2014	19-Jul-2014	22-Jul-2014	20-Jul-2014	22-Jul-2014	22-Jul-2014	22-Jul-2014	18-Jul-2014	18-Jul-2014	18-Jul-2014
pH	21-Jul-2014	18-Jul-2014	18-Jul-2014	21-Jul-2014	18-Jul-2014	18-Jul-2014	18-Jul-2014	21-Jul-2014	21-Jul-2014	21-Jul-2014
Sample description	16-Jul-2014	15-Jul-2014	16-Jul-2014	16-Jul-2014	15-Jul-2014	15-Jul-2014	15-Jul-2014	16-Jul-2014	15-Jul-2014	15-Jul-2014
TPH CWG GC (S)	24-Jul-2014	23-Jul-2014	24-Jul-2014	24-Jul-2014	23-Jul-2014	23-Jul-2014	23-Jul-2014	24-Jul-2014	24-Jul-2014	23-Jul-2014

CERTIFICATE OF ANALYSIS

SDG: 140712-79 **Location:** Coed Darcy **Order Number:** CD0744
Job: H_ATKINS_LDC-224 **Customer:** Atkins Global Ltd **Report Number:** 289029
Client Reference: Site Wide Trial Pitting **Attention:** Jack Lowrie **Superseded Report:** 279167

Lab Sample No(s)	9610124	9610136	9610011	9610022	9610027	9610032	9610047	9610051	9610055	9610060
Customer Sample Ref.	IP 500	IP 500	IP 502	IP 502	IP 502	IP 502	IP 523	IP 523	IP 523	IP 523
AGS Ref.										
Depth	3.50	4.50	1.00	2.20	2.70	3.50	1.50	2.50	3.00	3.50
Type	SOLID	SOLID	SOLID	SOLID	SOLID	SOLID	SOLID	SOLID	SOLID	SOLID
Asbestos ID in Solid Samples			24-Jul-2014							
EPH CWG (Aliphatic) GC (S)	23-Jul-2014	23-Jul-2014	24-Jul-2014	23-Jul-2014	23-Jul-2014	23-Jul-2014	24-Jul-2014	23-Jul-2014	23-Jul-2014	25-Jul-2014
EPH CWG (Aromatic) GC (S)	23-Jul-2014	23-Jul-2014	24-Jul-2014	23-Jul-2014	23-Jul-2014	23-Jul-2014	24-Jul-2014	23-Jul-2014	23-Jul-2014	25-Jul-2014
GRO by GC-FID (S)	22-Jul-2014	22-Jul-2014	23-Jul-2014	23-Jul-2014	23-Jul-2014	23-Jul-2014	23-Jul-2014	23-Jul-2014	23-Jul-2014	23-Jul-2014
Metals in solid samples by OES	21-Jul-2014	21-Jul-2014	22-Jul-2014	21-Jul-2014	21-Jul-2014	21-Jul-2014	22-Jul-2014	21-Jul-2014	21-Jul-2014	21-Jul-2014
PAH by GCMS	22-Jul-2014	22-Jul-2014	20-Jul-2014	21-Jul-2014	19-Jul-2014	19-Jul-2014	19-Jul-2014	21-Jul-2014	20-Jul-2014	20-Jul-2014
pH	18-Jul-2014	18-Jul-2014	21-Jul-2014	18-Jul-2014	18-Jul-2014	18-Jul-2014	21-Jul-2014	18-Jul-2014	18-Jul-2014	18-Jul-2014
Sample description	15-Jul-2014	15-Jul-2014	17-Jul-2014	15-Jul-2014	15-Jul-2014	15-Jul-2014	15-Jul-2014	17-Jul-2014	17-Jul-2014	17-Jul-2014
Total Organic Carbon		21-Jul-2014								21-Jul-2014
TPH CWG GC (S)	23-Jul-2014	23-Jul-2014	24-Jul-2014	23-Jul-2014	23-Jul-2014	23-Jul-2014	24-Jul-2014	23-Jul-2014	23-Jul-2014	25-Jul-2014

Lab Sample No(s)	9610037	9610064	9610068	9610076	9610080	9609961	9609965	9609970	9609981	9610439
Customer Sample Ref.	IP 524	IP 533	IP 533	IP 533	IP 533	TP 968	TP 968	TP 968	TP 968	TP 971
AGS Ref.										
Depth	1.00	2.00	3.00	3.50	4.00	0.50	1.50	2.50	3.50	0.50
Type	SOLID	SOLID	SOLID	SOLID	SOLID	SOLID	SOLID	SOLID	SOLID	SOLID
Asbestos ID in Solid Samples	24-Jul-2014					24-Jul-2014				24-Jul-2014
EPH CWG (Aliphatic) GC (S)	24-Jul-2014	24-Jul-2014	22-Jul-2014	22-Jul-2014	24-Jul-2014	24-Jul-2014	24-Jul-2014	23-Jul-2014	23-Jul-2014	24-Jul-2014
EPH CWG (Aromatic) GC (S)	24-Jul-2014	24-Jul-2014	22-Jul-2014	22-Jul-2014	24-Jul-2014	24-Jul-2014	24-Jul-2014	23-Jul-2014	23-Jul-2014	24-Jul-2014
GRO by GC-FID (S)	23-Jul-2014	23-Jul-2014	24-Jul-2014	23-Jul-2014	23-Jul-2014	24-Jul-2014	23-Jul-2014	24-Jul-2014	24-Jul-2014	23-Jul-2014
Metals in solid samples by OES	22-Jul-2014	22-Jul-2014	22-Jul-2014	21-Jul-2014	21-Jul-2014	22-Jul-2014	21-Jul-2014	21-Jul-2014	21-Jul-2014	21-Jul-2014
PAH by GCMS	19-Jul-2014	19-Jul-2014	21-Jul-2014	20-Jul-2014	21-Jul-2014	21-Jul-2014	20-Jul-2014	21-Jul-2014	23-Jul-2014	20-Jul-2014
pH	21-Jul-2014	21-Jul-2014	21-Jul-2014	21-Jul-2014	18-Jul-2014	21-Jul-2014	21-Jul-2014	18-Jul-2014	18-Jul-2014	21-Jul-2014
Sample description	16-Jul-2014	15-Jul-2014	17-Jul-2014	17-Jul-2014	17-Jul-2014	16-Jul-2014	17-Jul-2014	17-Jul-2014	17-Jul-2014	15-Jul-2014
Total Organic Carbon	21-Jul-2014							21-Jul-2014		
TPH CWG GC (S)	24-Jul-2014	24-Jul-2014	24-Jul-2014	23-Jul-2014	24-Jul-2014	24-Jul-2014	24-Jul-2014	24-Jul-2014	24-Jul-2014	24-Jul-2014

Lab Sample No(s)	9610443	9610450	9610454	9609888	9609895	9609903	9609907	9609914	9609918	9609928
Customer Sample Ref.	TP 971	TP 971	TP 971	TP 1047	TP 1047	TP 1047	TP 1048	TP 1048	TP 1048	TP 1048
AGS Ref.										
Depth	1.50	2.50	3.40	0.50	1.50	2.50	0.50	1.50	2.50	3.50
Type	SOLID	SOLID	SOLID	SOLID	SOLID	SOLID	SOLID	SOLID	SOLID	SOLID
Asbestos ID in Solid Samples				24-Jul-2014			24-Jul-2014			
EPH CWG (Aliphatic) GC (S)	24-Jul-2014	24-Jul-2014	24-Jul-2014	24-Jul-2014	24-Jul-2014	24-Jul-2014	24-Jul-2014	25-Jul-2014	23-Jul-2014	25-Jul-2014
EPH CWG (Aromatic) GC (S)	24-Jul-2014	24-Jul-2014	24-Jul-2014	24-Jul-2014	24-Jul-2014	24-Jul-2014	24-Jul-2014	25-Jul-2014	23-Jul-2014	25-Jul-2014
GRO by GC-FID (S)	23-Jul-2014	22-Jul-2014	22-Jul-2014	23-Jul-2014	22-Jul-2014	22-Jul-2014	23-Jul-2014	23-Jul-2014	23-Jul-2014	23-Jul-2014
Metals in solid samples by OES	21-Jul-2014	21-Jul-2014	22-Jul-2014	22-Jul-2014	21-Jul-2014	21-Jul-2014	22-Jul-2014	21-Jul-2014	21-Jul-2014	21-Jul-2014
PAH by GCMS	22-Jul-2014	22-Jul-2014	22-Jul-2014	19-Jul-2014	20-Jul-2014	19-Jul-2014	21-Jul-2014	21-Jul-2014	21-Jul-2014	21-Jul-2014
pH	18-Jul-2014	21-Jul-2014	18-Jul-2014	21-Jul-2014	21-Jul-2014	21-Jul-2014	21-Jul-2014	21-Jul-2014	18-Jul-2014	18-Jul-2014
Sample description	15-Jul-2014	15-Jul-2014	15-Jul-2014	15-Jul-2014	15-Jul-2014	15-Jul-2014	18-Jul-2014	17-Jul-2014	17-Jul-2014	17-Jul-2014
Total Organic Carbon							22-Jul-2014			
TPH CWG GC (S)	24-Jul-2014	24-Jul-2014	24-Jul-2014	24-Jul-2014	24-Jul-2014	24-Jul-2014	24-Jul-2014	25-Jul-2014	23-Jul-2014	25-Jul-2014

Lab Sample No(s)	9609932	9609936	9609941	9609945	9609952	9609957	9609882	9609816	9609820	9609824
Customer Sample Ref.	TP 1048	TP 1049	TP 1049	TP 1049	TP 1049	TP 1049	TP 1058	TPE1046	TPE1046	TPE1046
AGS Ref.										
Depth	4.00	0.50	1.50	2.50	3.50	4.50	4.50	0.50	1.50	2.50
Type	SOLID	SOLID	SOLID	SOLID	SOLID	SOLID	SOLID	SOLID	SOLID	SOLID
Asbestos ID in Solid Samples		24-Jul-2014						24-Jul-2014		
EPH CWG (Aliphatic) GC (S)	25-Jul-2014	24-Jul-2014	24-Jul-2014	24-Jul-2014	24-Jul-2014	24-Jul-2014	24-Jul-2014	24-Jul-2014	24-Jul-2014	24-Jul-2014
EPH CWG (Aromatic) GC (S)	25-Jul-2014	24-Jul-2014	24-Jul-2014	24-Jul-2014	24-Jul-2014	24-Jul-2014	24-Jul-2014	24-Jul-2014	24-Jul-2014	24-Jul-2014
GRO by GC-FID (S)	23-Jul-2014	24-Jul-2014	23-Jul-2014	23-Jul-2014	23-Jul-2014	23-Jul-2014	22-Jul-2014	23-Jul-2014	22-Jul-2014	24-Jul-2014
Metals in solid samples by OES	21-Jul-2014	22-Jul-2014	21-Jul-2014	21-Jul-2014	21-Jul-2014	21-Jul-2014	21-Jul-2014	21-Jul-2014	21-Jul-2014	22-Jul-2014
PAH by GCMS	21-Jul-2014	18-Jul-2014	21-Jul-2014	20-Jul-2014	21-Jul-2014	20-Jul-2014	22-Jul-2014	20-Jul-2014	22-Jul-2014	22-Jul-2014
pH	21-Jul-2014	21-Jul-2014	21-Jul-2014	18-Jul-2014	18-Jul-2014	18-Jul-2014	18-Jul-2014	21-Jul-2014	18-Jul-2014	18-Jul-2014
Sample description	17-Jul-2014	16-Jul-2014	17-Jul-2014	17-Jul-2014	17-Jul-2014	17-Jul-2014	15-Jul-2014	15-Jul-2014	15-Jul-2014	15-Jul-2014
Total Organic Carbon			21-Jul-2014							
TPH CWG GC (S)	25-Jul-2014	24-Jul-2014	24-Jul-2014	24-Jul-2014	24-Jul-2014	24-Jul-2014	24-Jul-2014	24-Jul-2014	24-Jul-2014	24-Jul-2014

CERTIFICATE OF ANALYSIS

Validated

SDG:	140712-79	**Location:**	Coed Darcy	**Order Number:**	CD0744
Job:	H_ATKINS_LDC-224	**Customer:**	Atkins Global Ltd	**Report Number:**	289029
Client Reference:	Site Wide Trial Pitting	**Attention:**	Jack Lowrie	**Superseded Report:**	279167

Lab Sample No(s)	9609828	9609857	9609865	9609871	9609877	9609844	9609849	9609853	9609835	9609840
Customer Sample Ref.	TPE1046	TPE1058	TPE1058	TPE1058	TPE1058	TPE1059	TPE1059	TPE1059	TPE1060	TPE1060
AGS Ref.										
Depth	3.50	0.50	1.50	2.50	3.50	0.50	1.50	2.60	0.50	1.50
Type	SOLID	SOLID	SOLID	SOLID	SOLID	SOLID	SOLID	SOLID	SOLID	SOLID
Asbestos ID in Solid Samples		24-Jul-2014				24-Jul-2014			24-Jul-2014	
EPH CWG (Aliphatic) GC (S)	24-Jul-2014	24-Jul-2014	24-Jul-2014	24-Jul-2014	24-Jul-2014	24-Jul-2014	24-Jul-2014	24-Jul-2014	24-Jul-2014	24-Jul-2014
EPH CWG (Aromatic) GC (S)	24-Jul-2014	24-Jul-2014	24-Jul-2014	24-Jul-2014	24-Jul-2014	24-Jul-2014	24-Jul-2014	24-Jul-2014	24-Jul-2014	24-Jul-2014
GRO by GC-FID (S)	23-Jul-2014	23-Jul-2014	22-Jul-2014	23-Jul-2014	22-Jul-2014	23-Jul-2014	22-Jul-2014	22-Jul-2014	23-Jul-2014	22-Jul-2014
Metals in solid samples by OES	21-Jul-2014	22-Jul-2014	21-Jul-2014	21-Jul-2014	21-Jul-2014	21-Jul-2014	21-Jul-2014	21-Jul-2014	21-Jul-2014	22-Jul-2014
PAH by GCMS	22-Jul-2014	20-Jul-2014	19-Jul-2014	22-Jul-2014	22-Jul-2014	20-Jul-2014	22-Jul-2014	22-Jul-2014	20-Jul-2014	22-Jul-2014
pH	18-Jul-2014	21-Jul-2014	18-Jul-2014	18-Jul-2014	18-Jul-2014	21-Jul-2014	18-Jul-2014	18-Jul-2014	21-Jul-2014	18-Jul-2014
Sample description	15-Jul-2014	15-Jul-2014	15-Jul-2014	15-Jul-2014	15-Jul-2014	15-Jul-2014	15-Jul-2014	15-Jul-2014	15-Jul-2014	15-Jul-2014
Total Organic Carbon	22-Jul-2014			21-Jul-2014						
TPH CWG GC (S)	24-Jul-2014	24-Jul-2014	24-Jul-2014	24-Jul-2014	24-Jul-2014	24-Jul-2014	24-Jul-2014	24-Jul-2014	24-Jul-2014	24-Jul-2014

SDG:	140712-79	**Location:**	Coed Darcy	**Order Number:**	CD0744
Job:	H_ATKINS_LDC-224	**Customer:**	Atkins Global Ltd	**Report Number:**	289029
Client Reference:	Site Wide Trial Pitting	**Attention:**	Jack Lowrie	**Superseded Report:**	279167

Appendix

General

1. Results are expressed on a dry weight basis (dried at 35ºC) for all soil analyses except for the following: NRA and CEN Leach tests, flash point LOI, pH, ammonium as NH4 by the BRE method, VOC TICS and SVOC TICS.

2. Samples will be run in duplicate upon request, but an additional charge may be incurred

3. If sufficient sample is received a sub sample will be retained free of charge for 30 days after analysis is completed (e-mailed) for all sample types unless the sample is destroyed on testing. The prepared soil sub sample that is analysed for asbestos will be retained for a period of 6 months after the analysis date. All bulk samples will be retained for a period of 6 months after the analysis date. All samples received and not scheduled will be disposed of one month after the date of receipt unless we are instructed to the contrary. Once the initial period has expired, a storage charge will be applied for each month or part thereof until the client cancels the request for sample storage. ALcontrol Laboratories reserve the right to charge for samples received and stored but not analysed.

4. With respect to turnaround, we will always endeavour to meet client requirements wherever possible, but turnaround times cannot be absolutely guaranteed due to so many variables beyond our control.

5. We take responsibility for any test performed by sub-contractors (marked with an asterisk). We endeavour to use UKAS/MCERTS Accredited Laboratories, who either complete a quality questionnaire or are audited by ourselves. For some determinands there are no UKAS/MCERTS Accredited Laboratories, in this instance a laboratory with a known track record will be utilised.

6. When requested, the individual sub sample scheduled will be analysed in house for the presence of asbestos fibres and asbestos containing material by our documented in house method TM048 based on HSG 248 (2005), which is accredited to ISO17025. If a specific asbestos fibre type is not found this will be reported as “Not detected”. If no asbestos fibre types are found all will be reported as “Not detected” and the sub sample analysed deemed to be clear of asbestos. If an asbestos fibre type is found it will be reported as detected (for each fibre type found). Testing can be carried out on asbestos positive samples, but, due to Health and Safety considerations, may be replaced by alternative tests or reported as No Determination Possible. The quantity of asbestos present is not determined unless specifically requested.

7. If no separate volatile sample is supplied by the client, or if a headspace or sediment is present in the volatile sample, the integrity of the data may be compromised. This will be flagged up as an invalid VOC on the test schedule and the result marked as deviating on the test certificate.

8. If appropriate preserved bottles are not received preservation will take place on receipt. However, the integrity of the data may be compromised.

9. NDP -No determination possible due to insufficient/unsuitable sample.

10. Metals in water are performed on a filtered sample, and therefore represent dissolved metals -total metals must be requested separately.

11. Results relate only to the items tested.

12. LODs for wet tests reported on a dry weight basis are not corrected for moisture content.

13. **Surrogate recoveries** -Most of our organic methods include surrogates, the recovery of which is monitored and reported. For EPH, MO, PAH, GRO and VOCs on soils the result is not surrogate corrected, but a percentage recovery is quoted. Acceptable limits for most organic methods are 70 -130 %.

14. **Product analyses** -Organic analyses on products can only be semi-quantitative due to the matrix effects and high dilution factors
employed.

15. Phenols monohydric by HPLC include phenol, cresols (2-Methylphenol, 3-Methylphenol and 4-Methylphenol) and Xylenols (2,3 Dimethylphenol, 2,4 Dimethylphenol, 2,5 Dimethylphenol, 2,6 Dimethylphenol, 3,4 Dimethyphenol, 3,5 Dimethylphenol).

16. Total of 5 speciated phenols by HPLC includes Phenol, 2,3,5-Trimethyl Phenol, 2-Isopropylphenol, Cresols and Xylenols (as detailed in 15).

17. Stones/debris are not routinely removed. We always endeavour to take a representative sub sample from the received sample.

18. In certain circumstances the method detection limit may be elevated due to the sample being outside the calibration range. Other factors that may contribute to this include possible interferences. In both cases the sample would be diluted which would cause the method detection limit to be raised.

19. Mercury results quoted on soils will not include volatile mercury as the analysis is performed on a dried and crushed sample.

20. For the BSEN 12457-3 two batch process to allow the cumulative release to be calculated, the volume of the leachate produced is measured and filtered for all tests. We therefore cannot carry out any unfiltered analysis. The tests affected include volatiles GCFID/GCMS and all subcontracted analysis.

21. For all leachate preparations (NRA, DIN, TCLP, BSEN 12457-1, 2, 3) volatile loss may occur, as we do not employ zero headspace extraction.

22. We are accredited to MCERTS for sand, clay and loam/topsoil, or any of these materials - whether these are derived from naturally occurring soil profiles, or from fill/made ground, as long as these materials constitute the major part of the sample. Other coarse granular material such as concrete, gravel and brick are not accredited if they comprise the major part of the sample.

23. Analysis and identification of specific compounds using GCFID is by retention time only, and we routinely calibrate and quantify for benzene, toluene, ethylbenzenes and xylenes (BTEX). For total volatiles in the C5 -C12 range, the total area of the chromatogram is integrated and expressed as ug/kg or ug/l. Although this analysis is commonly used for the quantification of gasoline range organics (GRO), the system will also detect other compounds such as chlorinated solvents, and this may lead to a falsely high result with respect to hydrocarbons only. It is not possible to specifically identify these non-hydrocarbons, as standards are not routinely run for any other compounds, and for more definitive identification, volatiles by GCMS should be utilised.

Sample Deviations

1	Container with Headspace provided for volatiles analysis
2	Incorrect container received
3	Deviation from method
4	Holding time exceeded before sample received
5	Samples exceeded holding time before presevation was performed
§	Sampled on date not provided
♦	Sample holding time exceeded in laboratory
@	Sample holding time exceeded due to sampled on date
&	Sample Holding Time exceeded - Late arrival of instructions.

Asbestos

Identification of Asbestos in Bulk Materials & Soils

The results for identification of asbestos in bulk materials are obtained from supplied bulk materials which have been examined to determine the presence of asbestos fibres using Alcontrol Laboratories (Hawarden) in-house method of transmitted/polarised light microscopy and central stop dispersion staining, based on HSG 248 (2005).

The results for identification of asbestos in soils are obtained from a homogenised sub sample which has been examined to determine the presence of asbestos fibres using Alcontrol Laboratories (Hawarden) in-house method of transmitted/polarised light microscopy and central stop dispersion staining, based on HSG 248 (2005).

Asbestos Type	Common Name
Chrysotile	White Asbestos
Amosite	Brown Asbestos
Crocidolite	Blue Asbestos
Fibrous Actinolite	-
Fibrous Anthophyllite	-
Fibrous Tremolite	-

Visual Estimation Of Fibre Content

Estimation of fibre content is not permitted as part of our UKAS accredited test other than: - Trace - Where only one or two asbestos fibres were identified.

Further guidance on typical asbestos fibre content of manufactured products can be found in HSG 264.

The identification of asbestos containing materials and soils falls within our schedule of tests for which we hold UKAS accreditation, however opinions, interpretations and all other information contained in the report are outside the scope of UKAS accreditation.

ALcontrol Laboratories

Unit 7-8 Hawarden Business Park
Manor Road (off Manor Lane)
Hawarden
Deeside
CH5 3US
Tel: (01244) 528700
Fax: (01244) 528701
email: mkt@alcontrol.com
Website: www.alcontrol.com

Atkins Global Ltd
Project Jonah site office
Llan Coed House
Suite 24
Coed Darcy
Llandarcy
SA10 6HJ

Attention: Jack Lowrie

CERTIFICATE OF ANALYSIS

Date:	29 July 2014
Customer:	H_ATKINS_LDC
Sample Delivery Group (SDG):	140706-12
Your Reference:	Site Wide Trial Pitting
Location:	Coed Darcy
Report No:	278495

This report has been revised and directly supersedes 277575 in its entirety.

We received 166 samples on Sunday July 06, 2014 and 164 of these samples were scheduled for analysis which was completed on Tuesday July 29, 2014. Accredited laboratory tests are defined within the report, but opinions, interpretations and on-site data expressed herein are outside the scope of ISO 17025 accreditation.

Should this report require incorporation into client reports, it must be used in its entirety and not simply with the data sections alone.

All chemical testing (unless subcontracted) is performed at ALcontrol Hawarden Laboratories.

Approved By:



Sonia McWhan

Operations Manager

Alcontrol Laboratories is a trading division of ALcontrol UK Limited
Registered Office: Units 7 & 8 Hawarden Business Park, Manor Road, Hawarden, Deeside, CH5 3US. Registered in England and Wales No.

CERTIFICATE OF ANALYSIS

SDG:	140706-12	**Location:**	Coed Darcy	**Order Number:**	CD0732
Job:	H_ATKINS_LDC-224	**Customer:**	Atkins Global Ltd	**Report Number:**	278495
Client Reference:	Site Wide Trial Pitting	**Attention:**	Jack Lowrie	**Superseded Report:**	277575

Received Sample Overview

Lab Sample No(s)	Customer Sample Ref.	AGS Ref.	Depth (m)	Sampled Date
9566543	249		0.20	
9566545	249		1.20	
9565975	IP027		0.50	03/07/2014
9565978	IP027		1.50	03/07/2014
9565986	IP027		2.50	03/07/2014
9565648	IP035		0.50	03/07/2014
9565652	IP035		1.50	03/07/2014
9565659	IP035		2.50	03/07/2014
9565663	IP035		3.50	03/07/2014
9565967	IP057		0.40	03/07/2014
9565971	IP057		0.80	03/07/2014
9565619	IP060		0.50	03/07/2014
9565623	IP060		1.00	03/07/2014
9565627	IP060		2.50	03/07/2014
9565635	IP060		3.50	03/07/2014
9565639	IP060		4.00	03/07/2014
9565644	IP060		5.00	03/07/2014
9565580	IP061		0.50	03/07/2014
9565589	IP061		1.60	03/07/2014
9565593	IP061		2.60	03/07/2014
9565597	IP061		3.60	03/07/2014
9565544	IP069		0.50	03/07/2014
9565548	IP069		1.00	03/07/2014
9565552	IP069		1.70	03/07/2014
9565556	IP069		2.50	03/07/2014
9565560	IP070		0.20	03/07/2014
9565564	IP070		0.50	03/07/2014
9565568	IP070		1.50	03/07/2014
9565572	IP071		0.50	03/07/2014
9565576	IP071		1.50	03/07/2014
9565601	IP072		0.50	03/07/2014
9565605	IP072		1.50	03/07/2014
9565609	IP072		2.50	03/07/2014
9565615	IP072		3.50	03/07/2014
9565514	IP077		0.50	03/07/2014
9565518	IP077		1.30	03/07/2014
9565522	IP077		2.50	03/07/2014
9565883	IP085		0.50	03/07/2014
9565887	IP085		1.50	03/07/2014
9565891	IP085		2.50	03/07/2014
9565766	IP093		0.50	03/07/2014
9565771	IP093		1.50	03/07/2014
9565775	IP093		2.50	03/07/2014
9565779	IP093		3.50	03/07/2014
9565816	IP094		0.50	03/07/2014
9565820	IP094		1.50	03/07/2014
9565824	IP094		2.50	03/07/2014
9565827	IP094		3.30	03/07/2014
9565831	IP094		3.80	03/07/2014
9565959	IP095		0.40	03/07/2014
9565963	IP095		1.20	03/07/2014
9565526	IP101		0.20	03/07/2014
9565531	IP101		0.70	03/07/2014
9565535	IP101		1.50	03/07/2014
9565951	IP120		0.50	03/07/2014
9565955	IP120		1.50	03/07/2014

CERTIFICATE OF ANALYSIS

SDG:	140706-12	**Location:**	Coed Darcy	**Order Number:**	CD0732
Job:	H_ATKINS_LDC-224	**Customer:**	Atkins Global Ltd	**Report Number:**	278495
Client Reference:	Site Wide Trial Pitting	**Attention:**	Jack Lowrie	**Superseded Report:**	277575

9565931	IP121	0.50	03/07/2014
9565935	IP121	1.50	03/07/2014
9565943	IP121	2.50	03/07/2014
9565947	IP121	3.70	03/07/2014
9565835	IP122	0.50	03/07/2014
9565839	IP122	1.50	03/07/2014
9565843	IP122	2.50	03/07/2014
9565847	IP122	3.50	03/07/2014
9565855	IP122	4.50	03/07/2014
9565796	IP123	0.50	03/07/2014
9565800	IP123	1.10	03/07/2014
9565804	IP123	2.10	03/07/2014
9565812	IP123	3.10	03/07/2014
9565783	IP124	0.50	03/07/2014
9565787	IP124	1.50	03/07/2014
9565792	IP124	2.50	03/07/2014
9565871	IP125	0.50	03/07/2014
9565875	IP125	1.50	03/07/2014
9565879	IP125	2.50	03/07/2014
9565859	IP131	0.50	03/07/2014
9565863	IP131	1.50	03/07/2014
9565867	IP131	2.50	03/07/2014
9565915	IP132	0.50	03/07/2014
9565919	IP132	1.50	03/07/2014
9565923	IP132	2.50	03/07/2014
9565927	IP132	3.50	03/07/2014
9565899	IP159	0.50	03/07/2014
9565903	IP159	1.50	03/07/2014
9565907	IP159	2.50	03/07/2014
9565911	IP159	3.50	03/07/2014
9565539	IP231	0.50	03/07/2014
9565585	IP231	1.50	03/07/2014
9565631	IP241	0.30	03/07/2014
9565679	IP241	1.00	03/07/2014
9565404	IP242	0.50	03/07/2014
9565449	IP242	1.50	03/07/2014
9565494	IP242	2.00	03/07/2014
9565982	IP243	0.50	03/07/2014
9566026	IP243	1.50	03/07/2014
9565808	IP247	0.50	03/07/2014
9565851	IP247	1.50	03/07/2014
9565704	IP265	0.20	03/07/2014
9565708	IP265	1.00	03/07/2014
9565729	IP266	0.50	03/07/2014
9565733	IP266	1.50	03/07/2014
9565400	IP267	1.00	03/07/2014
9565717	IP267	2.00	03/07/2014
9565762	IP267	3.00	03/07/2014
9565895	IP269	0.50	03/07/2014
9565939	IP269	1.50	03/07/2014
9565713	IP276	0.50	03/07/2014
9565721	IP276	1.50	03/07/2014
9565725	IP276	2.50	03/07/2014
9565754	IP331	0.30	03/07/2014
9565758	IP331	1.50	03/07/2014
9565749	IP332	1.50	03/07/2014
9565741	IP337	0.50	03/07/2014
9565745	IP337	1.50	03/07/2014
9565737	IP356	1.00	03/07/2014

CERTIFICATE OF ANALYSIS

SDG:	140706-12	**Location:**	Coed Darcy	**Order Number:**	CD0732
Job:	H_ATKINS_LDC-224	**Customer:**	Atkins Global Ltd	**Report Number:**	278495
Client Reference:	Site Wide Trial Pitting	**Attention:**	Jack Lowrie	**Superseded Report:**	277575

9566054	IP399	0.50	03/07/2014
9566058	IP399	1.50	03/07/2014
9565667	IP404	0.50	03/07/2014
9565671	IP404	1.20	03/07/2014
9565675	IP404	1.70	03/07/2014
9565683	IP405	0.50	03/07/2014
9565687	IP405	1.50	03/07/2014
9565691	IP405	2.50	03/07/2014
9565696	IP405	3.30	03/07/2014
9565700	IP405	3.70	03/07/2014
9566034	IP407	0.50	03/07/2014
9566038	IP407	1.50	03/07/2014
9566042	IP407	2.50	03/07/2014
9565470	IP410	0.50	03/07/2014
9565474	IP410	1.50	03/07/2014
9565478	IP410	2.50	03/07/2014
9565445	IP411	0.50	03/07/2014
9565453	IP411	1.50	03/07/2014
9566050	IP412	0.50	03/07/2014
9566046	IP413	0.50	03/07/2014
9566062	IP422	0.50	03/07/2014
9566066	IP422	1.50	03/07/2014
9565408	IP422	2.50	03/07/2014
9565412	IP423	0.50	03/07/2014
9565416	IP423	1.50	03/07/2014
9565420	IP423	2.50	03/07/2014
9565498	IP424	0.50	03/07/2014
9565502	IP424	1.50	03/07/2014
9565506	IP424	2.50	03/07/2014
9565510	IP424	3.50	03/07/2014
9566030	IP425	0.50	03/07/2014
9566002	IP434	0.50	03/07/2014
9566006	IP434	1.50	03/07/2014
9566010	IP434	1.80	03/07/2014
9566014	IP435	0.50	03/07/2014
9566018	IP435	1.50	03/07/2014
9566022	IP435	2.50	03/07/2014
9565482	IP437	0.50	03/07/2014
9565486	IP437	1.50	03/07/2014
9565490	IP437	2.50	03/07/2014
9565457	IP438	0.50	03/07/2014
9565462	IP438	1.50	03/07/2014
9565466	IP438	2.50	03/07/2014
9565432	IP439	0.50	03/07/2014
9565436	IP439	1.50	03/07/2014
9565440	IP439	2.50	03/07/2014
9565424	IP440	0.50	03/07/2014
9565428	IP440	1.50	03/07/2014
9565990	IP449	0.50	03/07/2014
9565994	IP449	1.50	03/07/2014
9565998	IP449	2.30	03/07/2014

Only received samples which have had analysis scheduled will be shown on the following pages.

CERTIFICATE OF ANALYSIS

SDG:	140706-12	**Location:**	Coed Darcy	**Order Number:**	CD0732
Job:	H_ATKINS_LDC-224	**Customer:**	Atkins Global Ltd	**Report Number:**	278495
Client Reference:	Site Wide Trial Pitting	**Attention:**	Jack Lowrie	**Superseded Report:**	277575

SOLID

Results Legend

X Test

N No Determination Possible

			Lab Sample No(s)	Customer Sample Reference	AGS Reference	Depth (m)	Container
Asbestos ID in Solid Samples	All	NDPs: 0 Tests: 51	9565975	IP027		0.50	400g Tub (ALE214)
			9565978	IP027		1.50	60g VOC (ALE215)
			9565986	IP027		2.50	250g Amber Jar (AL
			9565648	IP035		0.50	400g Tub (ALE214)
			9565652	IP035		1.50	60g VOC (ALE215)
			9565659	IP035		2.50	250g Amber Jar (AL
			9565663	IP035		3.50	400g Tub (ALE214)
			9565967	IP057		0.40	60g VOC (ALE215)
			9565971	IP057		0.80	250g Amber Jar (AL
			9565619	IP060		0.50	400g Tub (ALE214)
			9565623	IP060		1.00	60g VOC (ALE215)
			9565627	IP060		2.50	250g Amber Jar (AL
			9565635	IP060		3.50	400g Tub (ALE214)
			9565639	IP060		4.00	60g VOC (ALE215)
							250g Amber Jar (AL
EPH CWG (Aliphatic) GC (S)	All	NDPs: 0 Tests: 164					
EPH CWG (Aromatic) GC (S)	All	NDPs: 0 Tests: 164					
GRO by GC-FID (S)	All	NDPs: 0 Tests: 164					
Metals in solid samples by OES	All	NDPs: 0 Tests: 164					
PAH by GCMS	All	NDPs: 0 Tests: 164					
pH	All	NDPs: 0 Tests: 164					
Sample description	All	NDPs: 0 Tests: 162					
TPH CWG GC (S)	All	NDPs: 0 Tests: 164					

SDG:	140706-12	**Location:**	Coed Darcy	**Order Number:**	CD0732
Job:	H_ATKINS_LDC-224	**Customer:**	Atkins Global Ltd	**Report Number:**	278495
Client Reference:	Site Wide Trial Pitting	**Attention:**	Jack Lowrie	**Superseded Report:**	277575

SOLID

Results Legend

X **Test**

N **No Determination Possible**

Lab Sample No(s)			9565639			9565644			9565580			9565589			9565593			9565597			9565544			9565548			9565552			9565556			9565560			9565564			9565568			9565572
Customer Sample Reference			IP060			IP060			IP061			IP061			IP061			IP061			IP069			IP069			IP069			IP069			IP070			IP070			IP070			IP071
AGS Reference																																											
Depth (m)			4.00			5.00			0.50			1.60			2.60			3.60			0.50			1.00			1.70			2.50			0.20			0.50			1.50			0.50
Container			60g VOC (ALE215)	250g Amber Jar (AL	400g Tub (ALE214)	60g VOC (ALE215)	250g Amber Jar (AL	400g Tub (ALE214)	60g VOC (ALE215)	250g Amber Jar (AL	400g Tub (ALE214)	60g VOC (ALE215)	250g Amber Jar (AL	400g Tub (ALE214)	60g VOC (ALE215)	250g Amber Jar (AL	400g Tub (ALE214)	60g VOC (ALE215)	250g Amber Jar (AL	400g Tub (ALE214)	60g VOC (ALE215)	250g Amber Jar (AL	400g Tub (ALE214)	60g VOC (ALE215)	250g Amber Jar (AL	400g Tub (ALE214)	60g VOC (ALE215)	250g Amber Jar (AL	400g Tub (ALE214)	60g VOC (ALE215)	250g Amber Jar (AL	400g Tub (ALE214)	60g VOC (ALE215)	250g Amber Jar (AL	400g Tub (ALE214)	60g VOC (ALE215)	250g Amber Jar (AL	400g Tub (ALE214)	60g VOC (ALE215)	250g Amber Jar (AL	400g Tub (ALE214)	60g VOC (ALE215)
Asbestos ID in Solid Samples	All	NDPs: 0 Tests: 51																		X												X			X						X	
EPH CWG (Aliphatic) GC (S)	All	NDPs: 0 Tests: 164		X			X			X			X			X			X			X			X			X			X			X			X			X		
EPH CWG (Aromatic) GC (S)	All	NDPs: 0 Tests: 164		X			X			X			X			X			X			X			X			X			X			X			X			X		
GRO by GC-FID (S)	All	NDPs: 0 Tests: 164	X			X			X			X			X			X			X			X			X			X			X			X			X			X
Metals in solid samples by OES	All	NDPs: 0 Tests: 164		X			X			X			X			X			X			X			X			X			X			X			X			X		
PAH by GCMS	All	NDPs: 0 Tests: 164		X			X			X			X			X			X			X			X			X			X			X			X			X		
pH	All	NDPs: 0 Tests: 164			X			X			X			X			X			X			X			X			X			X			X			X			X	
Sample description	All	NDPs: 0 Tests: 162		X			X			X			X						X			X			X			X			X			X			X			X		
TPH CWG GC (S)	All	NDPs: 0 Tests: 164		X			X			X			X			X			X			X			X			X			X			X			X			X		

ALcontrol Laboratories

Validated

CERTIFICATE OF ANALYSIS

SDG:	140706-12	**Location:**	Coed Darcy	**Order Number:**	CD0732
Job:	H_ATKINS_LDC-224	**Customer:**	Atkins Global Ltd	**Report Number:**	278495
Client Reference:	Site Wide Trial Pitting	**Attention:**	Jack Lowrie	**Superseded Report:**	277575

SOLID

Results Legend

- **X** Test
- **N** No Determination Possible

Lab Sample No(s)			9565576			9565601			9565605			9565609			9565615			9565514			9565518			9565522			9565883			9565887			9565891		9565766			9565771			9565775	
Customer Sample Reference			IP071			IP072			IP072			IP072			IP072			IP077			IP077			IP077			IP085			IP085			IP085		IP093			IP093			IP093	
AGS Reference																																											
Depth (m)			1.50			0.50			1.50			2.50			3.50			0.50			1.30			2.50			0.50			1.50			2.50		0.50			1.50			2.50	
Container			250g Amber Jar (AL	400g Tub (ALE214)	60g VOC (ALE215)	250g Amber Jar (AL	400g Tub (ALE214)	60g VOC (ALE215)	250g Amber Jar (AL	400g Tub (ALE214)	60g VOC (ALE215)	250g Amber Jar (AL	400g Tub (ALE214)	60g VOC (ALE215)	250g Amber Jar (AL	400g Tub (ALE214)	60g VOC (ALE215)	250g Amber Jar (AL	400g Tub (ALE214)	60g VOC (ALE215)	250g Amber Jar (AL	400g Tub (ALE214)	60g VOC (ALE215)	250g Amber Jar (AL	400g Tub (ALE214)	60g VOC (ALE215)	250g Amber Jar (AL	400g Tub (ALE214)	60g VOC (ALE215)	250g Amber Jar (AL	400g Tub (ALE214)	60g VOC (ALE215)	250g Amber Jar (AL	400g Tub (ALE214)	250g Amber Jar (AL	400g Tub (ALE214)	60g VOC (ALE215)	250g Amber Jar (AL	400g Tub (ALE214)	60g VOC (ALE215)	250g Amber Jar (AL	400g Tub (ALE214)
Asbestos ID in Solid Samples	All	NDPs: 0 Tests: 51					X												X									X								X						
EPH CWG (Aliphatic) GC (S)	All	NDPs: 0 Tests: 164	X			X			X			X			X			X			X			X			X			X			X		X			X			X	
EPH CWG (Aromatic) GC (S)	All	NDPs: 0 Tests: 164	X			X			X			X			X			X			X			X			X			X			X		X			X			X	
GRO by GC-FID (S)	All	NDPs: 0 Tests: 164			X			X			X			X			X			X			X			X			X			X	X				X			X		
Metals in solid samples by OES	All	NDPs: 0 Tests: 164	X			X			X			X			X			X			X			X			X			X			X		X			X			X	
PAH by GCMS	All	NDPs: 0 Tests: 164	X			X			X			X			X			X			X			X			X			X			X		X			X			X	
pH	All	NDPs: 0 Tests: 164		X			X			X			X			X			X			X			X			X			X			X		X			X			X
Sample description	All	NDPs: 0 Tests: 162	X			X			X			X			X			X			X						X			X			X		X			X			X	
TPH CWG GC (S)	All	NDPs: 0 Tests: 164	X			X			X			X			X			X			X			X			X			X			X		X			X			X	

13:54:17 29/07/2014

CERTIFICATE OF ANALYSIS

SDG:	140706-12	**Location:**	Coed Darcy	**Order Number:**	CD0732
Job:	H_ATKINS_LDC-224	**Customer:**	Atkins Global Ltd	**Report Number:**	278495
Client Reference:	Site Wide Trial Pitting	**Attention:**	Jack Lowrie	**Superseded Report:**	277575

SOLID

Results Legend

X Test

N No Determination Possible

Lab Sample No(s)	Customer Sample Reference	AGS Reference	Depth (m)	Container
9565775	IP093		2.50	60g VOC (ALE215)
9565779	IP093		3.50	250g Amber Jar (AL), 400g Tub (ALE214), 60g VOC (ALE215)
9565816	IP094		0.50	250g Amber Jar (AL), 400g Tub (ALE214), 60g VOC (ALE215)
9565820	IP094		1.50	250g Amber Jar (AL), 400g Tub (ALE214), 60g VOC (ALE215)
9565824	IP094		2.50	250g Amber Jar (AL), 400g Tub (ALE214), 60g VOC (ALE215)
9565827	IP094		3.30	250g Amber Jar (AL), 400g Tub (ALE214), 60g VOC (ALE215)
9565831	IP094		3.80	250g Amber Jar (AL), 400g Tub (ALE214), 60g VOC (ALE215)
9565959	IP095		0.40	250g Amber Jar (AL), 400g Tub (ALE214), 60g VOC (ALE215)
9565963	IP095		1.20	250g Amber Jar (AL), 400g Tub (ALE214), 60g VOC (ALE215)
9565526	IP101		0.20	250g Amber Jar (AL), 400g Tub (ALE214), 60g VOC (ALE215)
9565531	IP101		0.70	250g Amber Jar (AL), 400g Tub (ALE214), 60g VOC (ALE215)
9565535	IP101		1.50	250g Amber Jar (AL), 400g Tub (ALE214), 60g VOC (ALE215)
9565951	IP120		0.50	250g Amber Jar (AL), 400g Tub (ALE214), 60g VOC (ALE215)
9565955	IP120		1.50	250g Amber Jar (AL), 400g Tub (ALE214), 60g VOC (ALE215)
9565931	IP121		0.50	250g Amber Jar (AL), 400g Tub (ALE214)

			9565775	9565779	9565816	9565820	9565824	9565827	9565831	9565959	9565963	9565526	9565531	9565535	9565951	9565955	9565931
Asbestos ID in Solid Samples	All	NDPs: 0 Tests: 51			X					X		X	X		X		X
Asbestos Quantification - Full	All	NDPs: 0 Tests: 2			X												
EPH CWG (Aliphatic) GC (S)	All	NDPs: 0 Tests: 164		X	X	X	X	X	X	X	X	X	X	X	X	X	X
EPH CWG (Aromatic) GC (S)	All	NDPs: 0 Tests: 164		X	X	X	X	X	X	X	X	X	X	X	X	X	X
GRO by GC-FID (S)	All	NDPs: 0 Tests: 164	X	X	X	X	X	X	X	X	X	X	X	X	X	X	
Metals in solid samples by OES	All	NDPs: 0 Tests: 164		X	X	X	X	X	X	X	X	X	X	X	X	X	X
PAH by GCMS	All	NDPs: 0 Tests: 164		X	X	X	X	X	X	X	X	X	X	X	X	X	X
pH	All	NDPs: 0 Tests: 164		X	X	X	X	X	X	X	X	X	X	X	X	X	X
Sample description	All	NDPs: 0 Tests: 162		X	X	X	X	X	X	X	X	X	X	X	X	X	X
Total Organic Carbon	All	NDPs: 0 Tests: 4										X					
TPH CWG GC (S)	All	NDPs: 0 Tests: 164		X	X	X	X	X	X	X	X	X	X	X	X	X	X

SOLID

Results Legend

X **Test**

N **No Determination Possible**

Lab Sample No(s)			9565931			9565935			9565943			9565947			9565835			9565839			9565843			9565847			9565855			9565796			9565800			9565804			9565812			9565783
Customer Sample Reference			IP121			IP121			IP121			IP121			IP122			IP122			IP122			IP122			IP122			IP123			IP123			IP123			IP123			IP124
AGS Reference																																											
Depth (m)			0.50			1.50			2.50			3.70			0.50			1.50			2.50			3.50			4.50			0.50			1.10			2.10			3.10			0.50
Container			60g VOC (ALE215)	250g Amber Jar (AL	400g Tub (ALE214)	60g VOC (ALE215)	250g Amber Jar (AL	400g Tub (ALE214)	60g VOC (ALE215)	250g Amber Jar (AL	400g Tub (ALE214)	60g VOC (ALE215)	250g Amber Jar (AL	400g Tub (ALE214)	60g VOC (ALE215)	250g Amber Jar (AL	400g Tub (ALE214)	60g VOC (ALE215)	250g Amber Jar (AL	400g Tub (ALE214)	60g VOC (ALE215)	250g Amber Jar (AL	400g Tub (ALE214)	60g VOC (ALE215)	250g Amber Jar (AL	400g Tub (ALE214)	60g VOC (ALE215)	250g Amber Jar (AL	400g Tub (ALE214)	60g VOC (ALE215)	250g Amber Jar (AL	400g Tub (ALE214)	60g VOC (ALE215)	250g Amber Jar (AL	400g Tub (ALE214)	60g VOC (ALE215)	250g Amber Jar (AL	400g Tub (ALE214)	60g VOC (ALE215)	250g Amber Jar (AL	400g Tub (ALE214)	60g VOC (ALE215)
Asbestos ID in Solid Samples	All	NDPs: 0 Tests: 51												X																X												X	
EPH CWG (Aliphatic) GC (S)	All	NDPs: 0 Tests: 164		X			X			X			X			X			X			X			X			X			X			X			X			X		
EPH CWG (Aromatic) GC (S)	All	NDPs: 0 Tests: 164		X			X			X			X			X			X			X			X			X			X			X			X			X		
GRO by GC-FID (S)	All	NDPs: 0 Tests: 164	X			X			X			X			X			X			X			X			X			X			X			X			X			X
Metals in solid samples by OES	All	NDPs: 0 Tests: 164		X			X			X			X			X			X			X			X			X			X			X			X			X		
PAH by GCMS	All	NDPs: 0 Tests: 164		X			X			X			X			X			X			X			X			X			X			X			X			X		
pH	All	NDPs: 0 Tests: 164			X			X			X			X			X			X			X			X			X			X			X			X			X	
Sample description	All	NDPs: 0 Tests: 162		X			X			X			X			X			X			X			X			X			X			X			X			X		
TPH CWG GC (S)	All	NDPs: 0 Tests: 164		X			X			X			X			X			X			X			X			X			X			X			X			X		

CERTIFICATE OF ANALYSIS

SDG:	140706-12	**Location:**	Coed Darcy	**Order Number:**	CD0732
Job:	H_ATKINS_LDC-224	**Customer:**	Atkins Global Ltd	**Report Number:**	278495
Client Reference:	Site Wide Trial Pitting	**Attention:**	Jack Lowrie	**Superseded Report:**	277575

SOLID

Results Legend

- **X** Test
- **N** No Determination Possible

Lab Sample No(s)			9565787			9565792			9565871			9565875			9565879			9565859			9565863			9565867			9565915			9565919			9565923			9565927			9565899			9565903
Customer Sample Reference			IP124			IP124			IP125			IP125			IP125			IP131			IP131			IP131			IP132			IP132			IP132			IP132			IP159			IP159
AGS Reference																																											
Depth (m)			1.50			2.50			0.50			1.50			2.50			0.50			1.50			2.50			0.50			1.50			2.50			3.50			0.50			1.50
Container			250g Amber Jar (AL	400g Tub (ALE214)	60g VOC (ALE215)	250g Amber Jar (AL	400g Tub (ALE214)	60g VOC (ALE215)	250g Amber Jar (AL	400g Tub (ALE214)	60g VOC (ALE215)	250g Amber Jar (AL	400g Tub (ALE214)	60g VOC (ALE215)	250g Amber Jar (AL	400g Tub (ALE214)	60g VOC (ALE215)	250g Amber Jar (AL	400g Tub (ALE214)	60g VOC (ALE215)	250g Amber Jar (AL	400g Tub (ALE214)	60g VOC (ALE215)	250g Amber Jar (AL	400g Tub (ALE214)	60g VOC (ALE215)	250g Amber Jar (AL	400g Tub (ALE214)	60g VOC (ALE215)	250g Amber Jar (AL	400g Tub (ALE214)	60g VOC (ALE215)	250g Amber Jar (AL	400g Tub (ALE214)	60g VOC (ALE215)	250g Amber Jar (AL	400g Tub (ALE214)	60g VOC (ALE215)	250g Amber Jar (AL	400g Tub (ALE214)	60g VOC (ALE215)	250g Amber Jar (AL
Asbestos ID in Solid Samples	All	NDPs: 0 Tests: 51								X										X									X													X		
EPH CWG (Aliphatic) GC (S)	All	NDPs: 0 Tests: 164	X			X			X			X			X			X			X			X			X			X			X			X			X			X
EPH CWG (Aromatic) GC (S)	All	NDPs: 0 Tests: 164	X			X			X			X			X			X			X			X			X			X			X			X			X			X
GRO by GC-FID (S)	All	NDPs: 0 Tests: 164			X			X			X			X			X			X			X			X			X			X			X			X			X	
Metals in solid samples by OES	All	NDPs: 0 Tests: 164	X			X			X			X			X			X			X			X			X			X			X			X			X			X
PAH by GCMS	All	NDPs: 0 Tests: 164	X			X			X			X			X			X			X			X			X			X			X			X			X			X
pH	All	NDPs: 0 Tests: 164		X			X			X			X			X			X			X			X			X			X			X			X			X		
Sample description	All	NDPs: 0 Tests: 162	X			X			X			X			X			X			X			X			X			X			X			X			X			X
TPH CWG GC (S)	All	NDPs: 0 Tests: 164	X			X			X			X			X			X			X			X			X			X			X			X			X			X

CERTIFICATE OF ANALYSIS

SDG:	140706-12	**Location:**	Coed Darcy	**Order Number:**	CD0732
Job:	H_ATKINS_LDC-224	**Customer:**	Atkins Global Ltd	**Report Number:**	278495
Client Reference:	Site Wide Trial Pitting	**Attention:**	Jack Lowrie	**Superseded Report:**	277575

SOLID

Results Legend

X Test

N No Determination Possible

Lab Sample No(s)			9565903		9565907			9565911			9565539			9565585			9565631			9565679			9565404			9565449			9565494			9565982			9566026			9565808		9565851		
Customer Sample Reference			IP159		IP159			IP159			IP231			IP231			IP241			IP241			IP242			IP242			IP242			IP243			IP243			IP247		IP247		
AGS Reference																																											
Depth (m)			1.50		2.50			3.50			0.50			1.50			0.30			1.00			0.50			1.50			2.00			0.50			1.50			0.50		1.50		
Container			400g Tub (ALE214)	60g VOC (ALE215)	250g Amber Jar (AL	400g Tub (ALE214)	60g VOC (ALE215)	250g Amber Jar (AL	400g Tub (ALE214)	60g VOC (ALE215)	250g Amber Jar (AL	400g Tub (ALE214)	60g VOC (ALE215)	250g Amber Jar (AL	400g Tub (ALE214)	60g VOC (ALE215)	250g Amber Jar (AL	400g Tub (ALE214)	60g VOC (ALE215)	250g Amber Jar (AL	400g Tub (ALE214)	60g VOC (ALE215)	250g Amber Jar (AL	400g Tub (ALE214)	60g VOC (ALE215)	250g Amber Jar (AL	400g Tub (ALE214)	60g VOC (ALE215)	250g Amber Jar (AL	400g Tub (ALE214)	60g VOC (ALE215)	250g Amber Jar (AL	400g Tub (ALE214)	60g VOC (ALE215)	250g Amber Jar (AL	400g Tub (ALE214)	60g VOC (ALE215)	250g Amber Jar (AL	60g VOC (ALE215)	250g Amber Jar (AL	400g Tub (ALE214)	60g VOC (ALE215)
Asbestos ID in Solid Samples	All	NDPs: 0 Tests: 51										X						X						X										X					X				
EPH CWG (Aliphatic) GC (S)	All	NDPs: 0 Tests: 164			X			X			X			X			X			X			X			X			X			X			X			X		X		
EPH CWG (Aromatic) GC (S)	All	NDPs: 0 Tests: 164			X			X			X			X			X			X			X			X			X			X			X			X		X		
GRO by GC-FID (S)	All	NDPs: 0 Tests: 164		X			X			X			X			X			X			X			X			X			X			X			X		X			X
Metals in solid samples by OES	All	NDPs: 0 Tests: 164			X			X			X			X			X			X			X			X			X			X			X			X		X		
PAH by GCMS	All	NDPs: 0 Tests: 164			X			X			X			X			X			X			X			X			X			X			X			X		X		
pH	All	NDPs: 0 Tests: 164	X			X			X			X			X			X			X			X			X			X			X			X		X			X	
Sample description	All	NDPs: 0 Tests: 162			X			X			X			X			X			X			X			X			X			X			X			X		X		
TPH CWG GC (S)	All	NDPs: 0 Tests: 164			X			X			X			X			X			X			X			X			X			X			X			X		X		

CERTIFICATE OF ANALYSIS

SDG:	140706-12	**Location:**	Coed Darcy	**Order Number:**	CD0732
Job:	H_ATKINS_LDC-224	**Customer:**	Atkins Global Ltd	**Report Number:**	278495
Client Reference:	Site Wide Trial Pitting	**Attention:**	Jack Lowrie	**Superseded Report:**	277575

SOLID

Results Legend

- **X** Test
- **N** No Determination Possible

Lab Sample No(s)			9565704			9565708			9565729			9565733			9565400		9565717			9565762			9565895			9565939			9565713			9565721			9565725			9565754		9565758		9565749
Customer Sample Reference			IP265			IP265			IP266			IP266			IP267		IP267			IP267			IP269			IP269			IP276			IP276			IP276			IP331		IP331		IP332
AGS Reference																																										
Depth (m)			0.20			1.00			0.50			1.50			1.00		2.00			3.00			0.50			1.50			0.50			1.50			2.50			0.30		1.50		1.50
Container			250g Amber Jar (AL	400g Tub (ALE214)	60g VOC (ALE215)	250g Amber Jar (AL	400g Tub (ALE214)	60g VOC (ALE215)	250g Amber Jar (AL	400g Tub (ALE214)	60g VOC (ALE215)	250g Amber Jar (AL	400g Tub (ALE214)	60g VOC (ALE215)	250g Amber Jar (AL	60g VOC (ALE215)	250g Amber Jar (AL	400g Tub (ALE214)	60g VOC (ALE215)	250g Amber Jar (AL	400g Tub (ALE214)	60g VOC (ALE215)	250g Amber Jar (AL	400g Tub (ALE214)	60g VOC (ALE215)	250g Amber Jar (AL	400g Tub (ALE214)	60g VOC (ALE215)	250g Amber Jar (AL	400g Tub (ALE214)	60g VOC (ALE215)	250g Amber Jar (AL	400g Tub (ALE214)	60g VOC (ALE215)	250g Amber Jar (AL	400g Tub (ALE214)	60g VOC (ALE215)	400g Tub (ALE214)	60g VOC (ALE215)	400g Tub (ALE214)	60g VOC (ALE215)	250g Amber Jar (AL
Asbestos ID in Solid Samples	All	NDPs: 0 Tests: 51		X						X														X						X								X				
EPH CWG (Aliphatic) GC (S)	All	NDPs: 0 Tests: 164	X			X			X			X			X		X			X			X			X			X			X			X			X		X		X
EPH CWG (Aromatic) GC (S)	All	NDPs: 0 Tests: 164	X			X			X			X			X		X			X			X			X			X			X			X			X		X		X
GRO by GC-FID (S)	All	NDPs: 0 Tests: 164			X			X			X			X		X			X			X			X			X			X			X			X		X		X	
Metals in solid samples by OES	All	NDPs: 0 Tests: 164	X			X			X			X			X		X			X			X			X			X			X			X			X		X		X
PAH by GCMS	All	NDPs: 0 Tests: 164	X			X			X			X			X		X			X			X			X			X			X			X			X		X		X
pH	All	NDPs: 0 Tests: 164		X			X			X			X		X			X			X			X			X			X			X			X		X		X		
Sample description	All	NDPs: 0 Tests: 162	X			X			X			X			X		X			X			X			X			X			X			X			X		X		X
TPH CWG GC (S)	All	NDPs: 0 Tests: 164	X			X			X			X			X		X			X			X			X			X			X			X			X		X		X

SDG:	140706-12	**Location:**	Coed Darcy	**Order Number:**	CD0732
Job:	H_ATKINS_LDC-224	**Customer:**	Atkins Global Ltd	**Report Number:**	278495
Client Reference:	Site Wide Trial Pitting	**Attention:**	Jack Lowrie	**Superseded Report:**	277575

SOLID

Results Legend

- X — Test
- N — No Determination Possible

Lab Sample No(s)			9565749		9565741			9565745			9565737			9566054			9566058			9565667			9565671			9565675			9565683			9565687			9565691			9565696			9565700	
Customer Sample Reference			IP332		IP337			IP337			IP356			IP399			IP399			IP404			IP404			IP404			IP405			IP405			IP405			IP405			IP405	
AGS Reference																																											
Depth (m)			1.50		0.50			1.50			1.00			0.50			1.50			0.50			1.20			1.70			0.50			1.50			2.50			3.30			3.70	
Container			400g Tub (ALE214)	60g VOC (ALE215)	250g Amber Jar (AL	400g Tub (ALE214)	60g VOC (ALE215)	250g Amber Jar (AL	400g Tub (ALE214)	60g VOC (ALE215)	250g Amber Jar (AL	400g Tub (ALE214)	60g VOC (ALE215)	250g Amber Jar (AL	400g Tub (ALE214)	60g VOC (ALE215)	250g Amber Jar (AL	400g Tub (ALE214)	60g VOC (ALE215)	250g Amber Jar (AL	400g Tub (ALE214)	60g VOC (ALE215)	250g Amber Jar (AL	400g Tub (ALE214)	60g VOC (ALE215)	250g Amber Jar (AL	400g Tub (ALE214)	60g VOC (ALE215)	250g Amber Jar (AL	400g Tub (ALE214)	60g VOC (ALE215)	250g Amber Jar (AL	400g Tub (ALE214)	60g VOC (ALE215)	250g Amber Jar (AL	400g Tub (ALE214)	60g VOC (ALE215)	250g Amber Jar (AL	400g Tub (ALE214)	60g VOC (ALE215)	250g Amber Jar (AL	400g Tub (ALE214)
Asbestos ID in Solid Samples	All	NDPs: 0 Tests: 51				X															X									X												
Asbestos Quantification - Full	All	NDPs: 0 Tests: 2																			X																					
EPH CWG (Aliphatic) GC (S)	All	NDPs: 0 Tests: 164			X			X			X			X			X			X			X			X			X			X			X			X			X	
EPH CWG (Aromatic) GC (S)	All	NDPs: 0 Tests: 164			X			X			X			X			X			X			X			X			X			X			X			X			X	
GRO by GC-FID (S)	All	NDPs: 0 Tests: 164		X			X			X			X			X			X			X			X			X			X			X			X			X		
Metals in solid samples by OES	All	NDPs: 0 Tests: 164			X			X			X			X			X			X			X			X			X			X			X			X			X	
PAH by GCMS	All	NDPs: 0 Tests: 164			X			X			X			X			X			X			X			X			X			X			X			X			X	
pH	All	NDPs: 0 Tests: 164	X			X			X			X			X			X			X			X			X			X			X			X			X			X
Sample description	All	NDPs: 0 Tests: 162			X			X			X			X			X			X			X			X			X			X			X			X			X	
TPH CWG GC (S)	All	NDPs: 0 Tests: 164			X			X			X			X			X			X			X			X			X			X			X			X			X	

CERTIFICATE OF ANALYSIS

SDG:	140706-12	**Location:**	Coed Darcy	**Order Number:**	CD0732
Job:	H_ATKINS_LDC-224	**Customer:**	Atkins Global Ltd	**Report Number:**	278495
Client Reference:	Site Wide Trial Pitting	**Attention:**	Jack Lowrie	**Superseded Report:**	277575

SOLID

Results Legend

X Test

N No Determination Possible

Lab Sample No(s)	9565700	9566034	9566038	9566042	9565470	9565474	9565478	9565445	9565453	9566050	9566046	9566062	9566066	9565408	9565412
Customer Sample Reference	IP405	IP407	IP407	IP407	IP410	IP410	IP410	IP411	IP411	IP412	IP413	IP422	IP422	IP422	IP423
AGS Reference															
Depth (m)	3.70	0.50	1.50	2.50	0.50	1.50	2.50	0.50	1.50	0.50	0.50	0.50	1.50	2.50	0.50
Container	60g VOC (ALE215)	250g Amber Jar (AL 400g Tub (ALE214)	60g VOC (ALE215)	250g Amber Jar (AL 400g Tub (ALE214)	60g VOC (ALE215)	250g Amber Jar (AL 400g Tub (ALE214)	60g VOC (ALE215)	250g Amber Jar (AL 400g Tub (ALE214)	60g VOC (ALE215)	250g Amber Jar (AL 400g Tub (ALE214)	60g VOC (ALE215)	250g Amber Jar (AL 60g VOC (ALE215)	250g Amber Jar (AL 400g Tub (ALE214)	60g VOC (ALE215)	250g Amber Jar (AL 400g Tub (ALE214)

Asbestos ID in Solid Samples	All	NDPs: 0 Tests: 51		X			X			X		X	X		
EPH CWG (Aliphatic) GC (S)	All	NDPs: 0 Tests: 164	X		X		X	X		X		X	X	X	X
EPH CWG (Aromatic) GC (S)	All	NDPs: 0 Tests: 164	X		X		X	X		X		X	X	X	X
GRO by GC-FID (S)	All	NDPs: 0 Tests: 164	X	X		X		X		X		X	X		X
Metals in solid samples by OES	All	NDPs: 0 Tests: 164	X		X		X	X		X		X	X	X	X
PAH by GCMS	All	NDPs: 0 Tests: 164	X		X		X	X		X		X	X	X	X
pH	All	NDPs: 0 Tests: 164		X		X		X		X		X	X		
Sample description	All	NDPs: 0 Tests: 162	X		X		X	X		X		X	X	X	X
Total Organic Carbon	All	NDPs: 0 Tests: 4									X				
TPH CWG GC (S)	All	NDPs: 0 Tests: 164	X		X		X	X		X		X	X	X	X

CERTIFICATE OF ANALYSIS

SDG:	140706-12	**Location:**	Coed Darcy	**Order Number:**	CD0732
Job:	H_ATKINS_LDC-224	**Customer:**	Atkins Global Ltd	**Report Number:**	278495
Client Reference:	Site Wide Trial Pitting	**Attention:**	Jack Lowrie	**Superseded Report:**	277575

SOLID

Results Legend

- **X** Test
- **N** No Determination Possible

	Lab Sample No(s)		9565412		9565416			9565420			9565498			9565502			9565506			9565510			9566030			9566002			9566006			9566010			9566014			9566018			9566022	
	Customer Sample Reference		IP423		IP423			IP423			IP424			IP424			IP424			IP424			IP425			IP434			IP434			IP434			IP435			IP435			IP435	
	AGS Reference																																									
	Depth (m)		0.50		1.50			2.50			0.50			1.50			2.50			3.50			0.50			0.50			1.50			1.80			0.50			1.50			2.50	
	Container		400g Tub (ALE214)	60g VOC (ALE215)	250g Amber Jar (AL	400g Tub (ALE214)	60g VOC (ALE215)	250g Amber Jar (AL	400g Tub (ALE214)	60g VOC (ALE215)	250g Amber Jar (AL	400g Tub (ALE214)	60g VOC (ALE215)	250g Amber Jar (AL	400g Tub (ALE214)	60g VOC (ALE215)	250g Amber Jar (AL	400g Tub (ALE214)	60g VOC (ALE215)	250g Amber Jar (AL	400g Tub (ALE214)	60g VOC (ALE215)	250g Amber Jar (AL	400g Tub (ALE214)	60g VOC (ALE215)	250g Amber Jar (AL	400g Tub (ALE214)	60g VOC (ALE215)	250g Amber Jar (AL	400g Tub (ALE214)	60g VOC (ALE215)	250g Amber Jar (AL	400g Tub (ALE214)	60g VOC (ALE215)	250g Amber Jar (AL	400g Tub (ALE214)	60g VOC (ALE215)	250g Amber Jar (AL	400g Tub (ALE214)	60g VOC (ALE215)	250g Amber Jar (AL	400g Tub (ALE214)
Asbestos ID in Solid Samples	All	NDPs: 0 Tests: 51	X									X												X			X								X						
EPH CWG (Aliphatic) GC (S)	All	NDPs: 0 Tests: 164			X			X			X			X			X			X			X			X			X			X			X			X			X	
EPH CWG (Aromatic) GC (S)	All	NDPs: 0 Tests: 164			X			X			X			X			X			X			X			X			X			X			X			X			X	
GRO by GC-FID (S)	All	NDPs: 0 Tests: 164		X			X			X			X			X			X			X			X			X			X			X			X			X			
Metals in solid samples by OES	All	NDPs: 0 Tests: 164			X			X			X			X			X			X			X			X			X			X			X			X			X	
PAH by GCMS	All	NDPs: 0 Tests: 164			X			X			X			X			X			X			X			X			X			X			X			X			X	
pH	All	NDPs: 0 Tests: 164	X			X			X			X			X			X			X			X			X			X			X			X			X			X
Sample description	All	NDPs: 0 Tests: 162			X			X			X			X			X			X			X			X			X			X			X			X			X	
TPH CWG GC (S)	All	NDPs: 0 Tests: 164			X			X			X			X			X			X			X			X			X			X			X			X			X	

SDG:	140706-12	**Location:**	Coed Darcy	**Order Number:**	CD0732
Job:	H_ATKINS_LDC-224	**Customer:**	Atkins Global Ltd	**Report Number:**	278495
Client Reference:	Site Wide Trial Pitting	**Attention:**	Jack Lowrie	**Superseded Report:**	277575

SOLID

Results Legend

- X Test
- N No Determination Possible

Lab Sample No(s)			9566022	9565482			9565486			9565490			9565457			9565462			9565466			9565432			9565436			9565440			9565424			9565428			9565990			9565994		
Customer Sample Reference			IP435	IP437			IP437			IP437			IP438			IP438			IP438			IP439			IP439			IP439			IP440			IP440			IP449			IP449		
AGS Reference																																										
Depth (m)			2.50	0.50			1.50			2.50			0.50			1.50			2.50			0.50			1.50			2.50			0.50			1.50			0.50			1.50		
Container			60g VOC (ALE215)	250g Amber Jar (AL	400g Tub (ALE214)	60g VOC (ALE215)	250g Amber Jar (AL	400g Tub (ALE214)	60g VOC (ALE215)	250g Amber Jar (AL	400g Tub (ALE214)	60g VOC (ALE215)	250g Amber Jar (AL	400g Tub (ALE214)	60g VOC (ALE215)	250g Amber Jar (AL	400g Tub (ALE214)	60g VOC (ALE215)	250g Amber Jar (AL	400g Tub (ALE214)	60g VOC (ALE215)	250g Amber Jar (AL	400g Tub (ALE214)	60g VOC (ALE215)	250g Amber Jar (AL	400g Tub (ALE214)	60g VOC (ALE215)	250g Amber Jar (AL	400g Tub (ALE214)	60g VOC (ALE215)	250g Amber Jar (AL	400g Tub (ALE214)	60g VOC (ALE215)	250g Amber Jar (AL	400g Tub (ALE214)	60g VOC (ALE215)	250g Amber Jar (AL	400g Tub (ALE214)	60g VOC (ALE215)	250g Amber Jar (AL	400g Tub (ALE214)	60g VOC (ALE215)
Asbestos ID in Solid Samples	All	NDPs: 0 Tests: 51			X									X																			X						X				
EPH CWG (Aliphatic) GC (S)	All	NDPs: 0 Tests: 164		X			X			X			X			X			X			X			X			X			X			X			X			X		
EPH CWG (Aromatic) GC (S)	All	NDPs: 0 Tests: 164		X			X			X			X			X			X			X			X			X			X			X			X			X		
GRO by GC-FID (S)	All	NDPs: 0 Tests: 164	X			X			X			X			X			X			X			X			X			X			X			X			X			X
Metals in solid samples by OES	All	NDPs: 0 Tests: 164		X			X			X			X			X			X			X			X			X			X			X			X			X		
PAH by GCMS	All	NDPs: 0 Tests: 164		X			X			X			X			X			X			X			X			X			X			X			X			X		
pH	All	NDPs: 0 Tests: 164			X			X			X			X			X			X			X			X			X			X			X			X			X	
Sample description	All	NDPs: 0 Tests: 162		X			X			X			X			X			X			X			X			X			X			X			X			X		
Total Organic Carbon	All	NDPs: 0 Tests: 4																														X						X					
TPH CWG GC (S)	All	NDPs: 0 Tests: 164		X			X			X			X			X			X			X			X			X			X			X			X			X		

CERTIFICATE OF ANALYSIS

SDG:	140706-12	**Location:**	Coed Darcy	**Order Number:**	CD0732
Job:	H_ATKINS_LDC-224	**Customer:**	Atkins Global Ltd	**Report Number:**	278495
Client Reference:	Site Wide Trial Pitting	**Attention:**	Jack Lowrie	**Superseded Report:**	277575

SOLID

Results Legend

X **Test**

N **No Determination Possible**

			Lab Sample No(s)	Customer Sample Reference	AGS Reference	Depth (m)	Container	
			9565998	IP449		2.30	250g Amber Jar (AL	400g Tub (ALE214)	60g VOC (ALE215)
EPH CWG (Aliphatic) GC (S)	All	NDPs: 0 Tests: 164					X		
EPH CWG (Aromatic) GC (S)	All	NDPs: 0 Tests: 164					X		
GRO by GC-FID (S)	All	NDPs: 0 Tests: 164							X
Metals in solid samples by OES	All	NDPs: 0 Tests: 164					X		
PAH by GCMS	All	NDPs: 0 Tests: 164					X		
pH	All	NDPs: 0 Tests: 164						X	
Sample description	All	NDPs: 0 Tests: 162					X		
TPH CWG GC (S)	All	NDPs: 0 Tests: 164					X		

CERTIFICATE OF ANALYSIS

SDG:	140706-12	**Location:**	Coed Darcy	**Order Number:**	CD0732
Job:	H_ATKINS_LDC-224	**Customer:**	Atkins Global Ltd	**Report Number:**	278495
Client Reference:	Site Wide Trial Pitting	**Attention:**	Jack Lowrie	**Superseded Report:**	277575

Sample Descriptions

Grain Sizes

very fine	<0.063mm	fine	0.063mm - 0.1mm	medium	0.1mm - 2mm	coarse	2mm - 10mm	very coarse	>10mm

Lab Sample No(s)	Customer Sample Ref.	Depth (m)	Colour	Description	Grain size	Inclusions	Inclusions 2
9565975	IP027	0.50	Dark Brown	Sandy Loam	0.1 - 2 mm	Vegetation	Stones
9565978	IP027	1.50	Dark Brown	Sandy Clay Loam	0.1 - 2 mm	Stones	None
9565986	IP027	2.50	Dark Brown	Sandy Clay Loam	0.1 - 2 mm	Brick	Fibres
9565648	IP035	0.50	Light Brown	Clay Loam	0.063 - 0.1 mm	Stones	None
9565652	IP035	1.50	Dark Brown	Loamy Sand	0.063 - 0.1 mm	Stones	None
9565659	IP035	2.50	Dark Brown	Loamy Sand	0.063 - 0.1 mm	Stones	None
9565663	IP035	3.50	Dark Brown	Loamy Sand	0.063 - 0.1 mm	Stones	None
9565967	IP057	0.40	Dark Brown	Loamy Sand	0.1 - 2 mm	Vegetation	Stones
9565971	IP057	0.80	Dark Brown	Sandy Loam	0.1 - 2 mm	Stones	Vegetation
9565619	IP060	0.50	Dark Brown	Silt Loam	0.063 - 0.1 mm	Stones	None
9565623	IP060	1.00	Dark Brown	Loamy Sand	0.1 - 2 mm	Stones	None
9565627	IP060	2.50	Dark Brown	Sand	0.1 - 2 mm	Stones	None
9565635	IP060	3.50	Dark Brown	Loamy Sand	0.063 - 0.1 mm	Stones	Vegetation
9565639	IP060	4.00	Dark Brown	Sandy Clay Loam	0.1 - 2 mm	Stones	None
9565644	IP060	5.00	Dark Brown	Sandy Loam	0.1 - 2 mm	Stones	Vegetation
9565580	IP061	0.50	Dark Brown	Loamy Sand	0.1 - 2 mm	Vegetation	Stones
9565589	IP061	1.60	Dark Brown	Sandy Loam	0.1 - 2 mm	Stones	None
9565593	IP061	2.60	Dark Brown	Silt Loam	0.063 - 0.1 mm	Stones	Vegetation
9565597	IP061	3.60	Dark Brown	Stone/Soil	2 - 10 mm	Stones	None
9565544	IP069	0.50	Dark Brown	Sandy Loam	0.1 - 2 mm	Stones	None
9565548	IP069	1.00	Dark Brown	Clay	0.063 - 0.1 mm	None	None
9565552	IP069	1.70	Black	Sand	0.1 - 2 mm	Stones	None
9565556	IP069	2.50	Dark Brown	Sand	0.1 - 2 mm	Stones	None
9565560	IP070	0.20	Dark Brown	Loamy Sand	0.1 - 2 mm	Vegetation	Stones
9565564	IP070	0.50	Dark Brown	Silt Loam	0.063 - 0.1 mm	Stones	Vegetation
9565568	IP070	1.50	Dark Brown	Loamy Sand	0.1 - 2 mm	Stones	Concrete/Aggregate
9565572	IP071	0.50	Dark Brown	Silt Loam	0.063 - 0.1 mm	Vegetation	Stones
9565576	IP071	1.50	Dark Brown	Sand	0.1 - 2 mm	Stones	None
9565601	IP072	0.50	Dark Brown	Sandy Clay Loam	0.1 - 2 mm	Stones	Vegetation
9565605	IP072	1.50	Dark Brown	Silty Clay Loam	0.063 - 0.1 mm	Vegetation	Stones
9565609	IP072	2.50	Dark Brown	Loamy Sand	0.1 - 2 mm	None	Stones
9565615	IP072	3.50	Dark Brown	Silty Clay Loam	0.063 - 0.1 mm	Stones	None
9565514	IP077	0.50	Dark Brown	Sandy Clay Loam	0.1 - 2 mm	Stones	Vegetation
9565518	IP077	1.30	Dark Brown	Sandy Clay Loam	0.1 - 2 mm	Stones	N/A
9565522	IP077	2.50	Dark Brown	Sandy Loam	0.1 - 2 mm	Stones	Oil/Petroleum
9565883	IP085	0.50	Dark Brown	Loamy Sand	0.1 - 2 mm	Stones	Vegetation
9565887	IP085	1.50	Dark Brown	Stone/Soil	2 - 10 mm	Stones	None
9565891	IP085	2.50	Dark Brown	Loamy Sand	0.1 - 2 mm	Stones	Vegetation

CERTIFICATE OF ANALYSIS

SDG:	140706-12	**Location:**	Coed Darcy	**Order Number:**	CD0732
Job:	H_ATKINS_LDC-224	**Customer:**	Atkins Global Ltd	**Report Number:**	278495
Client Reference:	Site Wide Trial Pitting	**Attention:**	Jack Lowrie	**Superseded Report:**	277575

			Colour	Description	Grain size	Inclusions	Inclusions 2
9565766	IP093	0.50	Dark Brown	Silty Clay Loam	0.063 - 0.1 mm	Stones	Vegetation
9565771	IP093	1.50	Dark Brown	Loamy Sand	0.1 - 2 mm	Stones	None
9565775	IP093	2.50	Dark Brown	Sand	0.1 - 2 mm	Stones	Oil/Petroleum
9565779	IP093	3.50	Dark Brown	Sandy Loam	0.1 - 2 mm	Stones	Vegetation
9565816	IP094	0.50	Dark Brown	Sandy Clay Loam	0.1 - 2 mm	Stones	None
9565820	IP094	1.50	Dark Brown	Sandy Clay Loam	0.1 - 2 mm	Stones	None
9565824	IP094	2.50	Dark Brown	Silty Clay Loam	0.063 - 0.1 mm	Stones	None
9565827	IP094	3.30	Dark Brown	Sand	0.1 - 2 mm	None	None
9565831	IP094	3.80	Light Brown	Sand	0.1 - 2 mm	Stones	None
9565959	IP095	0.40	Dark Brown	Loamy Sand	0.1 - 2 mm	Vegetation	Stones
9565963	IP095	1.20	Dark Brown	Loamy Sand	0.1 - 2 mm	Stones	None
9565526	IP101	0.20	Dark Brown	Sandy Clay Loam	0.1 - 2 mm	Stones	Vegetation
9565531	IP101	0.70	Dark Brown	Sandy Clay Loam	0.1 - 2 mm	Stones	Vegetation
9565535	IP101	1.50	Light Brown	Clay	0.063 - 0.1 mm	None	None
9565951	IP120	0.50	Dark Brown	Silty Clay Loam	0.063 - 0.1 mm	Vegetation	Stones
9565955	IP120	1.50	Dark Brown	Sandy Clay Loam	0.1 - 2 mm	Stones	Vegetation
9565931	IP121	0.50	Dark Brown	Sandy Clay Loam	0.1 - 2 mm	Stones	None
9565935	IP121	1.50	Dark Brown	Sandy Clay Loam	0.1 - 2 mm	Stones	Vegetation
9565943	IP121	2.50	Dark Brown	Loamy Sand	0.1 - 2 mm	Stones	None
9565947	IP121	3.70	Dark Brown	Loamy Sand	0.1 - 2 mm	Stones	Oil/Petroleum
9565835	IP122	0.50	Dark Brown	Silty Clay Loam	0.063 - 0.1 mm	Stones	Vegetation
9565839	IP122	1.50	Dark Brown	Sandy Loam	0.1 - 2 mm	Stones	None
9565843	IP122	2.50	Dark Brown	Sandy Loam	0.1 - 2 mm	Stones	None
9565847	IP122	3.50	Dark Brown	Sandy Loam	0.1 - 2 mm	Stones	None
9565855	IP122	4.50	Dark Brown	Sandy Loam	0.1 - 2 mm	Stones	None
9565796	IP123	0.50	Dark Brown	Sandy Loam	0.1 - 2 mm	Stones	None
9565800	IP123	1.10	Dark Brown	Loamy Sand	0.1 - 2 mm	Stones	None
9565804	IP123	2.10	Dark Brown	Sand	0.1 - 2 mm	Stones	None
9565812	IP123	3.10	Light Brown	Sand	0.1 - 2 mm	Stones	None
9565783	IP124	0.50	Dark Brown	Sandy Loam	0.1 - 2 mm	Stones	None
9565787	IP124	1.50	Dark Brown	Sand	0.1 - 2 mm	Stones	None
9565792	IP124	2.50	Dark Brown	Sand	0.1 - 2 mm	Stones	None
9565871	IP125	0.50	Dark Brown	Loamy Sand	0.1 - 2 mm	Stones	None
9565875	IP125	1.50	Dark Brown	Sand	0.1 - 2 mm	Stones	None
9565879	IP125	2.50	Dark Brown	Sand	0.1 - 2 mm	Stones	None
9565859	IP131	0.50	Dark Brown	Loamy Sand	0.1 - 2 mm	Stones	None
9565863	IP131	1.50	Dark Brown	Sand	0.1 - 2 mm	Stones	None
9565867	IP131	2.50	Dark Brown	Loamy Sand	0.1 - 2 mm	Stones	Vegetation
9565915	IP132	0.50	Dark Brown	Sandy Clay Loam	0.1 - 2 mm	Stones	None
9565919	IP132	1.50	Dark Brown	Sandy Loam	0.1 - 2 mm	Stones	Vegetation
9565923	IP132	2.50	Dark Brown	Sandy Loam	0.1 - 2 mm	Stones	None

CERTIFICATE OF ANALYSIS

SDG:	140706-12	**Location:**	Coed Darcy	**Order Number:**	CD0732
Job:	H_ATKINS_LDC-224	**Customer:**	Atkins Global Ltd	**Report Number:**	278495
Client Reference:	Site Wide Trial Pitting	**Attention:**	Jack Lowrie	**Superseded Report:**	277575

			Colour	Description	Grain size	Inclusions	Inclusions 2
9565927	IP132	3.50	Dark Brown	Sandy Loam	0.1 - 2 mm	Stones	None
9565899	IP159	0.50	Dark Brown	Sandy Clay Loam	0.1 - 2 mm	Stones	Vegetation
9565903	IP159	1.50	Dark Brown	Sandy Loam	0.1 - 2 mm	Stones	None
9565907	IP159	2.50	Dark Brown	Sandy Clay Loam	0.1 - 2 mm	Stones	None
9565911	IP159	3.50	Dark Brown	Loamy Sand	0.1 - 2 mm	Stones	Oil/Petroleum
9565539	IP231	0.50	Dark Brown	Silt Loam	0.063 - 0.1 mm	Stones	Vegetation
9565585	IP231	1.50	Dark Brown	Sandy Clay	0.1 - 2 mm	None	None
9565631	IP241	0.30	Dark Brown	Sandy Loam	0.1 - 2 mm	Stones	None
9565679	IP241	1.00	Red	Sandy Clay	0.1 - 2 mm	None	None
9565404	IP242	0.50	Dark Brown	Loamy Sand	0.1 - 2 mm	Vegetation	Stones
9565449	IP242	1.50	Dark Brown	Sandy Clay Loam	0.1 - 2 mm	Stones	Vegetation
9565494	IP242	2.00	Dark Brown	Sandy Clay Loam	0.1 - 2 mm	Vegetation	Stones
9565982	IP243	0.50	Dark Brown	Silt Loam	0.063 - 0.1 mm	Stones	Vegetation
9566026	IP243	1.50	Dark Brown	Sandy Loam	0.1 - 2 mm	Vegetation	Stones
9565808	IP247	0.50	Dark Brown	Silt Loam	0.063 - 0.1 mm	Stones	Oil/Petroleum
9565851	IP247	1.50	Dark Brown	Sandy Clay Loam	0.1 - 2 mm	Stones	Vegetation
9565704	IP265	0.20	Dark Brown	Sandy Clay Loam	0.1 - 2 mm	Stones	Vegetation
9565708	IP265	1.00	Light Brown	Sandy Clay	0.1 - 2 mm	Stones	None
9565729	IP266	0.50	Dark Brown	Sandy Clay Loam	0.1 - 2 mm	Stones	None
9565733	IP266	1.50	Dark Brown	Sandy Clay	0.1 - 2 mm	Stones	None
9565400	IP267	1.00	Dark Brown	Sandy Loam	0.1 - 2 mm	Vegetation	Stones
9565717	IP267	2.00	Dark Brown	Sandy Loam	0.1 - 2 mm	Stones	Vegetation
9565762	IP267	3.00	Dark Brown	Sandy Clay Loam	0.1 - 2 mm	Vegetation	Stones
9565895	IP269	0.50	Dark Brown	Sandy Loam	0.1 - 2 mm	Stones	None
9565939	IP269	1.50	Dark Brown	Sandy Clay	0.1 - 2 mm	None	None
9565713	IP276	0.50	Dark Brown	Loamy Sand	0.1 - 2 mm	Stones	Vegetation
9565721	IP276	1.50	Dark Brown	Sandy Loam	0.1 - 2 mm	Stones	Vegetation
9565725	IP276	2.50	Dark Brown	Loamy Sand	0.1 - 2 mm	Oil/Petroleum	Stones
9565754	IP331	0.30	Dark Brown	Silt Loam	0.063 - 0.1 mm	Vegetation	None
9565758	IP331	1.50	Dark Brown	Sandy Clay Loam	0.1 - 2 mm	Stones	Vegetation
9565749	IP332	1.50	Light Brown	Sandy Loam	0.1 - 2 mm	Stones	None
9565741	IP337	0.50	Dark Brown	Sand	0.1 - 2 mm	Vegetation	None
9565745	IP337	1.50	Dark Brown	Loamy Sand	0.063 - 0.1 mm	Stones	Vegetation
9565737	IP356	1.00	Light Brown	Sandy Clay	0.1 - 2 mm	Stones	Vegetation
9566054	IP399	0.50	Dark Brown	Sandy Loam	0.1 - 2 mm	Stones	None
9566058	IP399	1.50	Dark Brown	Sand	0.1 - 2 mm	Stones	Vegetation
9565667	IP404	0.50	Light Brown	Sandy Clay	0.1 - 2 mm	Concrete/Aggregate	Stones
9565671	IP404	1.20	Dark Brown	Sandy Clay Loam	0.1 - 2 mm	Stones	None
9565675	IP404	1.70	Dark Brown	Loamy Sand	0.063 - 0.1 mm	Stones	None
9565683	IP405	0.50	Dark Brown	Silt Loam	0.063 - 0.1 mm	Vegetation	Stones
9565687	IP405	1.50	Dark Brown	Sand	2 - 10 mm	Stones	Vegetation

CERTIFICATE OF ANALYSIS

SDG:	140706-12	**Location:**	Coed Darcy	**Order Number:**	CD0732
Job:	H_ATKINS_LDC-224	**Customer:**	Atkins Global Ltd	**Report Number:**	278495
Client Reference:	Site Wide Trial Pitting	**Attention:**	Jack Lowrie	**Superseded Report:**	277575

			Colour	Description	Grain size	Inclusions	Inclusions 2
9565691	IP405	2.50	Dark Brown	Loamy Sand	0.063 - 0.1 mm	Stones	None
9565696	IP405	3.30	Dark Brown	Loamy Sand	0.063 - 0.1 mm	None	None
9565700	IP405	3.70	Dark Brown	Sand	0.1 - 2 mm	Stones	None
9566034	IP407	0.50	Dark Brown	Sandy Loam	0.1 - 2 mm	Stones	None
9566038	IP407	1.50	Dark Brown	Sandy Clay Loam	0.1 - 2 mm	Stones	Vegetation
9566042	IP407	2.50	Dark Brown	Sandy Loam	0.1 - 2 mm	Stones	Vegetation
9565470	IP410	0.50	Dark Brown	Loamy Sand	0.1 - 2 mm	Stones	Vegetation
9565474	IP410	1.50	Dark Brown	Sandy Loam	0.1 - 2 mm	Stones	None
9565478	IP410	2.50	Dark Brown	Sandy Loam	0.1 - 2 mm	Stones	Vegetation
9565445	IP411	0.50	Dark Brown	Loamy Sand	0.1 - 2 mm	Stones	None
9565453	IP411	1.50	Dark Brown	Sandy Loam	0.1 - 2 mm	Stones	None
9566050	IP412	0.50	Dark Brown	Sand	0.1 - 2 mm	Stones	Vegetation
9566046	IP413	0.50	Dark Brown	Sand	0.1 - 2 mm	Stones	Vegetation
9565408	IP422	2.50	Dark Brown	Sandy Loam	0.1 - 2 mm	Stones	None
9566062	IP422	0.50	Dark Brown	Loamy Sand	0.1 - 2 mm	Stones	Vegetation
9566066	IP422	1.50	Dark Brown	Sandy Loam	0.1 - 2 mm	Stones	Vegetation
9565412	IP423	0.50	Dark Brown	Sandy Loam	0.1 - 2 mm	Stones	None
9565416	IP423	1.50	Dark Brown	Sandy Loam	0.1 - 2 mm	Stones	None
9565420	IP423	2.50	Dark Brown	Sandy Loam	0.1 - 2 mm	Stones	None
9565498	IP424	0.50	Dark Brown	Sandy Loam	0.1 - 2 mm	Stones	None
9565502	IP424	1.50	Dark Brown	Sand	0.1 - 2 mm	None	Stones
9565506	IP424	2.50	Dark Brown	Sand	0.1 - 2 mm	Stones	None
9565510	IP424	3.50	Dark Brown	Sand	0.1 - 2 mm	Stones	None
9566030	IP425	0.50	Dark Brown	Sandy Loam	0.1 - 2 mm	Stones	None
9566002	IP434	0.50	Dark Brown	Sandy Loam	0.1 - 2 mm	Stones	None
9566006	IP434	1.50	Dark Brown	Clay Loam	0.063 - 0.1 mm	Stones	Vegetation
9566010	IP434	1.80	Dark Brown	Sandy Loam	0.1 - 2 mm	Vegetation	Stones
9566014	IP435	0.50	Dark Brown	Sandy Loam	0.1 - 2 mm	Stones	None
9566018	IP435	1.50	Dark Brown	Sandy Loam	0.1 - 2 mm	Stones	Vegetation
9566022	IP435	2.50	Dark Brown	Loamy Sand	0.063 - 0.1 mm	Vegetation	Stones
9565482	IP437	0.50	Dark Brown	Sandy Loam	0.1 - 2 mm	Stones	Brick
9565486	IP437	1.50	Dark Brown	Loamy Sand	0.1 - 2 mm	Stones	Vegetation
9565490	IP437	2.50	Dark Brown	Sand	0.1 - 2 mm	Stones	None
9565457	IP438	0.50	Dark Brown	Sand	0.1 - 2 mm	Stones	Vegetation
9565462	IP438	1.50	Dark Brown	Sandy Loam	0.1 - 2 mm	Vegetation	Stones
9565466	IP438	2.50	Dark Brown	Loamy Sand	0.063 - 0.1 mm	Plastic	Vegetation
9565432	IP439	0.50	Dark Brown	Sandy Loam	0.1 - 2 mm	Stones	Vegetation
9565436	IP439	1.50	Dark Brown	Sandy Clay Loam	0.1 - 2 mm	Brick	Stones
9565440	IP439	2.50	Dark Brown	Loamy Sand	0.1 - 2 mm	Stones	Vegetation
9565424	IP440	0.50	Dark Brown	Sandy Loam	0.1 - 2 mm	Stones	Vegetation
9565428	IP440	1.50	Dark Brown	Sand	0.1 - 2 mm	Stones	Vegetation

CERTIFICATE OF ANALYSIS

SDG:	140706-12	**Location:**	Coed Darcy	**Order Number:**	CD0732
Job:	H_ATKINS_LDC-224	**Customer:**	Atkins Global Ltd	**Report Number:**	278495
Client Reference:	Site Wide Trial Pitting	**Attention:**	Jack Lowrie	**Superseded Report:**	277575

			Colour	Description	Grain size	Inclusions	Inclusions 2
9565990	IP449	0.50	Black	Sandy Loam	0.1 - 2 mm	Stones	Vegetation
9565994	IP449	1.50	Dark Brown	Silty Clay Loam	0.063 - 0.1 mm	Stones	None
9565998	IP449	2.30	Dark Brown	Sandy Clay Loam	0.1 - 2 mm	Vegetation	Stones

These descriptions are only intended to act as a cross check if sample identities are questioned, and to provide a log of sample matrices with respect to MCERTS validation. They are not intended as full geological descriptions.

We are accredited to MCERTS for sand, clay and loam/topsoil, or any of these materials - whether these are derived from naturally ocurring soil profiles, or from fill/made ground, as long as these materials constitute the major part of the sample.

Other coarse granular materials such as concrete, gravel and brick are not accredited if they comprise the major part of the sample.

CERTIFICATE OF ANALYSIS

SDG:	140706-12	**Location:**	Coed Darcy	**Order Number:**	CD0732
Job:	H_ATKINS_LDC-224	**Customer:**	Atkins Global Ltd	**Report Number:**	278495
Client Reference:	Site Wide Trial Pitting	**Attention:**	Jack Lowrie	**Superseded Report:**	277575

Results Legend

#	ISO17025 accredited.
M	*m*CERTS accredited.
aq	Aqueous / settled sample.
diss.filt	Dissolved / filtered sample.
tot.unfilt	Total / unfiltered sample.
*	Subcontracted test.
**	% recovery of the surrogate standard to check the efficiency of the method. The results of individual compounds within samples aren't corrected for the recovery
(F)	Trigger breach confirmed
1-5&+§@	Sample deviation (see appendix)

Component	LOD/Units	Method	Customer Sample R	IP027	IP027	IP027	IP035	IP035	IP035
			Depth (m)	0.50	1.50	2.50	0.50	1.50	2.50
			Sample Type	Soil/Solid	Soil/Solid	Soil/Solid	Soil/Solid	Soil/Solid	Soil/Solid
			Date Sampled	03/07/2014	03/07/2014	03/07/2014	03/07/2014	03/07/2014	03/07/2014
			Sample Time	.	.	.	.	.	.
			Date Received	06/07/2014	06/07/2014	06/07/2014	06/07/2014	06/07/2014	06/07/2014
			SDG Ref	140706-12	140706-12	140706-12	140706-12	140706-12	140706-12
			Lab Sample No.(s)	9565975	9565978	9565986	9565648	9565652	9565659
			AGS Reference						
Moisture Content Ratio	%	PM024		30	11	11	14	7.8	8.5
pH	1 pH Units	TM133		5.76 M	6.22 M	5.89 M	5.1 M	6.08 M	5.61 M
Arsenic	<0.6 mg/kg	TM181		29.1 M	9.78 M	9.42 M	14.9 M	9.41 M	11.3 M
Cadmium	<0.02 mg/kg	TM181		1.09 M	0.324 M	0.372 M	0.772 M	<0.02 M	0.485 M
Chromium	<0.9 mg/kg	TM181		28.8 M	11.9 M	12.3 M	15.6 M	12.3 M	12.5 M
Copper	<1.4 mg/kg	TM181		70.3 M	16 M	15.2 M	75.3 M	14.5 M	15.7 M
Lead	<0.7 mg/kg	TM181		509 M	15.5 M	21.6 M	18.4 M	13.1 M	15.5 M
Mercury	<0.14 mg/kg	TM181		0.232 M	<0.14 M	<0.14 M	<0.14 M	<0.14 M	<0.14 M
Nickel	<0.2 mg/kg	TM181		47.6 M	30.8 M	31.5 M	11.9 M	23.1 M	25.4 M
Selenium	<1 mg/kg	TM181		<1 #	<1 #	<1 #	2.31 #	<1 #	<1 #
Vanadium	<0.2 mg/kg	TM181		30.4 #	15.6 #	13 #	24 #	13.7 #	16.3 #
Zinc	<1.9 mg/kg	TM181		312 M	76.9 M	80.9 M	102 M	64.6 M	77.6 M

CERTIFICATE OF ANALYSIS

SDG:	140706-12	**Location:**	Coed Darcy	**Order Number:**	CD0732
Job:	H_ATKINS_LDC-224	**Customer:**	Atkins Global Ltd	**Report Number:**	278495
Client Reference:	Site Wide Trial Pitting	**Attention:**	Jack Lowrie	**Superseded Report:**	277575

Results Legend

#	ISO17025 accredited.
M	*m*CERTS accredited.
aq	Aqueous / settled sample.
diss.filt	Dissolved / filtered sample.
tot.unfilt	Total / unfiltered sample.
*	Subcontracted test.
**	% recovery of the surrogate standard to check the efficiency of the method. The results of individual compounds within samples aren't corrected for the recovery
(F)	Trigger breach confirmed
1-5&+§@	Sample deviation (see appendix)

Component	LOD/Units	Method	Customer Sample R	IP035	IP057	IP057	IP060	IP060	IP060
			Depth (m)	3.50	0.40	0.80	0.50	1.00	2.50
			Sample Type	Soil/Solid	Soil/Solid	Soil/Solid	Soil/Solid	Soil/Solid	Soil/Solid
			Date Sampled	03/07/2014	03/07/2014	03/07/2014	03/07/2014	03/07/2014	03/07/2014
			Sample Time	.	.	.	.	.	.
			Date Received	06/07/2014	06/07/2014	06/07/2014	06/07/2014	06/07/2014	06/07/2014
			SDG Ref	140706-12	140706-12	140706-12	140706-12	140706-12	140706-12
			Lab Sample No.(s)	9565663	9565967	9565971	9565619	9565623	9565627
			AGS Reference						
Moisture Content Ratio	%	PM024		8.7	9.7	11	16	6.2	8.2
pH	1 pH Units	TM133		6.54 M	7.17 M	7.39 M	8.43 M	6.43 M	7.01 M
Arsenic	<0.6 mg/kg	TM181		10.1 M	19 M	17.1 M	50.3 M	9.58 M	11.9 M
Cadmium	<0.02 mg/kg	TM181		0.519 M	0.906 M	0.898 M	1.12 M	0.488 M	0.506 M
Chromium	<0.9 mg/kg	TM181		12.3 M	18.7 M	25.6 M	16.3 M	13.7 M	12.6 M
Copper	<1.4 mg/kg	TM181		13.8 M	59.4 M	29.9 M	97.4 M	11.4 M	13.3 M
Lead	<0.7 mg/kg	TM181		14.3 M	153 M	335 M	54.5 M	14.7 M	16 M
Mercury	<0.14 mg/kg	TM181		<0.14 M	0.445 M	<0.14 M	<0.14 M	<0.14 M	<0.14 M
Nickel	<0.2 mg/kg	TM181		25.1 M	27 M	29.4 M	18.5 M	24.3 M	23.6 M
Selenium	<1 mg/kg	TM181		<1 #	1.11 #	<1 #	1.2 #	<1 #	<1 #
Vanadium	<0.2 mg/kg	TM181		16.7 #	22.1 #	19.4 #	23.6 #	15.6 #	16.8 #
Zinc	<1.9 mg/kg	TM181		71.7 M	180 M	189 M	134 M	69.4 M	74.9 M

CERTIFICATE OF ANALYSIS

SDG:	140706-12	**Location:**	Coed Darcy	**Order Number:**	CD0732
Job:	H_ATKINS_LDC-224	**Customer:**	Atkins Global Ltd	**Report Number:**	278495
Client Reference:	Site Wide Trial Pitting	**Attention:**	Jack Lowrie	**Superseded Report:**	277575

Results Legend

#	ISO17025 accredited.
M	*m*CERTS accredited.
aq	Aqueous / settled sample.
diss.filt	Dissolved / filtered sample.
tot.unfilt	Total / unfiltered sample.
*	Subcontracted test.
**	% recovery of the surrogate standard to check the efficiency of the method. The results of individual compounds within samples aren't corrected for the recovery
(F)	Trigger breach confirmed
1-5&+§@	Sample deviation (see appendix)

Component	LOD/Units	Method	Customer Sample R	IP060	IP060	IP060	IP061	IP061	IP061
			Depth (m)	3.50	4.00	5.00	0.50	1.60	2.60
			Sample Type	Soil/Solid	Soil/Solid	Soil/Solid	Soil/Solid	Soil/Solid	Soil/Solid
			Date Sampled	03/07/2014	03/07/2014	03/07/2014	03/07/2014	03/07/2014	03/07/2014
			Sample Time	.	.	.	.	.	.
			Date Received	06/07/2014	06/07/2014	06/07/2014	06/07/2014	06/07/2014	06/07/2014
			SDG Ref	140706-12	140706-12	140706-12	140706-12	140706-12	140706-12
			Lab Sample No.(s)	9565635	9565639	9565644	9565580	9565589	9565593
			AGS Reference						
Moisture Content Ratio	%	PM024		11	13	7.5	15	8.6	8
pH	1 pH Units	TM133		6.68 M	6.25 M	6.39 M	6.42 M	6.96 M	8.85 M
Arsenic	<0.6 mg/kg	TM181		7.19 M	6.66 M	10.6 M	12.4 M	10.6 M	9.06 M
Cadmium	<0.02 mg/kg	TM181		0.507 M	0.624 M	0.516 M	1.04 M	0.322 M	0.388 M
Chromium	<0.9 mg/kg	TM181		16.3 M	13.7 M	16.4 M	16.6 M	12.9 M	12.1 M
Copper	<1.4 mg/kg	TM181		28.8 M	32 M	27.8 M	18.7 M	15.1 M	12.9 M
Lead	<0.7 mg/kg	TM181		20 M	21.6 M	23.1 M	49.6 M	12.9 M	13.2 M
Mercury	<0.14 mg/kg	TM181		<0.14 M	<0.14 M	<0.14 M	<0.14 M	<0.14 M	<0.14 M
Nickel	<0.2 mg/kg	TM181		39.5 M	37.6 M	35 M	25.6 M	23.6 M	27.6 M
Selenium	<1 mg/kg	TM181		<1 #	<1 #	<1 #	1.6 #	<1 #	<1 #
Vanadium	<0.2 mg/kg	TM181		16.5 #	18.5 #	18.7 #	21.5 #	14.2 #	16.3 #
Zinc	<1.9 mg/kg	TM181		93.2 M	81 M	93.6 M	161 M	64 M	58 M

CERTIFICATE OF ANALYSIS

SDG:	140706-12	**Location:**	Coed Darcy	**Order Number:**	CD0732
Job:	H_ATKINS_LDC-224	**Customer:**	Atkins Global Ltd	**Report Number:**	278495
Client Reference:	Site Wide Trial Pitting	**Attention:**	Jack Lowrie	**Superseded Report:**	277575

Results Legend

#	ISO17025 accredited.
M	*m*CERTS accredited.
aq	Aqueous / settled sample.
diss.filt	Dissolved / filtered sample.
tot.unfilt	Total / unfiltered sample.
*	Subcontracted test.
**	% recovery of the surrogate standard to check the efficiency of the method. The results of individual compounds within samples aren't corrected for the recovery
(F)	Trigger breach confirmed
1-5&+§@	Sample deviation (see appendix)

Component	LOD/Units	Method	Customer Sample R	IP061	IP069	IP069	IP069	IP069	IP070
			Depth (m)	3.60	0.50	1.00	1.70	2.50	0.20
			Sample Type	Soil/Solid	Soil/Solid	Soil/Solid	Soil/Solid	Soil/Solid	Soil/Solid
			Date Sampled	03/07/2014	03/07/2014	03/07/2014	03/07/2014	03/07/2014	03/07/2014
			Sample Time	.	.	.	.	.	.
			Date Received	06/07/2014	06/07/2014	06/07/2014	06/07/2014	06/07/2014	06/07/2014
			SDG Ref	140706-12	140706-12	140706-12	140706-12	140706-12	140706-12
			Lab Sample No.(s)	9565597	9565544	9565548	9565552	9565556	9565560
			AGS Reference						
Moisture Content Ratio	%	PM024		8.8	6.9	14	16	11	3.5
pH	1 pH Units	TM133		7.09 #	7.33 M	6.06 M	6.36 M	6.73 M	6.9 M
Arsenic	<0.6 mg/kg	TM181		9.3 #	16.9 M	6.09 M	7.91 M	10.4 M	20 M
Cadmium	<0.02 mg/kg	TM181		0.382 #	1.49 M	0.249 M	0.423 M	0.354 M	0.639 M
Chromium	<0.9 mg/kg	TM181		14.1 #	13.2 M	15.7 M	8.76 M	11.3 M	11 M
Copper	<1.4 mg/kg	TM181		16.7 #	24.1 M	26.7 M	38 M	28.9 M	39.4 M
Lead	<0.7 mg/kg	TM181		15.2 #	28.1 M	11.8 M	20.4 M	16.8 M	50.8 M
Mercury	<0.14 mg/kg	TM181		<0.14 #	<0.14 M	<0.14 M	0.216 M	<0.14 M	<0.14 M
Nickel	<0.2 mg/kg	TM181		30 #	42.1 M	17.5 M	62 M	34.3 M	17.6 M
Selenium	<1 mg/kg	TM181		<1 #	<10 #	<1 #	1.11 #	<1 #	<1 #
Vanadium	<0.2 mg/kg	TM181		18.3 #	23.8 #	15.5 #	21.4 #	16.5 #	12.6 #
Zinc	<1.9 mg/kg	TM181		81.8 #	131 M	57.2 M	50 M	76 M	94.9 M

CERTIFICATE OF ANALYSIS

SDG:	140706-12	**Location:**	Coed Darcy	**Order Number:**	CD0732
Job:	H_ATKINS_LDC-224	**Customer:**	Atkins Global Ltd	**Report Number:**	278495
Client Reference:	Site Wide Trial Pitting	**Attention:**	Jack Lowrie	**Superseded Report:**	277575

Results Legend

#	ISO17025 accredited.
M	*m*CERTS accredited.
aq	Aqueous / settled sample.
diss.filt	Dissolved / filtered sample.
tot.unfilt	Total / unfiltered sample.
*	Subcontracted test.
**	% recovery of the surrogate standard to check the efficiency of the method. The results of individual compounds within samples aren't corrected for the recovery
(F)	Trigger breach confirmed
1-5&+§@	Sample deviation (see appendix)

Component	LOD/Units	Method	Customer Sample R	IP070	IP070	IP071	IP071	IP072	IP072
			Depth (m)	0.50	1.50	0.50	1.50	0.50	1.50
			Sample Type	Soil/Solid	Soil/Solid	Soil/Solid	Soil/Solid	Soil/Solid	Soil/Solid
			Date Sampled	03/07/2014	03/07/2014	03/07/2014	03/07/2014	03/07/2014	03/07/2014
			Sample Time	.	.	.	.	.	.
			Date Received	06/07/2014	06/07/2014	06/07/2014	06/07/2014	06/07/2014	06/07/2014
			SDG Ref	140706-12	140706-12	140706-12	140706-12	140706-12	140706-12
			Lab Sample No.(s)	9565564	9565568	9565572	9565576	9565601	9565605
			AGS Reference						
Moisture Content Ratio	%	PM024		4.4	9.6	12	7.9	13	9
pH	1 pH Units	TM133		7.13 M	5.24 M	5.52 M	5.65 M	5.46 M	4.88 M
Arsenic	<0.6 mg/kg	TM181		7.03 M	8.15 M	27.8 M	13.2 M	89.3 M	6.75 M
Cadmium	<0.02 mg/kg	TM181		0.346 M	0.464 M	0.356 M	0.421 M	1.05 M	0.242 M
Chromium	<0.9 mg/kg	TM181		15.1 M	11.4 M	13.5 M	11.9 M	13.7 M	13.7 M
Copper	<1.4 mg/kg	TM181		14.2 M	15 M	54.3 M	23.7 M	91.4 M	12.8 M
Lead	<0.7 mg/kg	TM181		10.3 M	13 M	33.2 M	13.9 M	82.1 M	16.6 M
Mercury	<0.14 mg/kg	TM181		<0.14 M	<0.14 M	<0.14 M	<0.14 M	<0.14 M	<0.14 M
Nickel	<0.2 mg/kg	TM181		29.2 M	22.1 M	21.5 M	23 M	20.2 M	18.8 M
Selenium	<1 mg/kg	TM181		<1 #	<1 #	1.5 #	<1 #	1.54 #	<1 #
Vanadium	<0.2 mg/kg	TM181		15.3 #	13.5 #	16.3 #	13.7 #	23 #	16.4 #
Zinc	<1.9 mg/kg	TM181		64 M	68 M	70.6 M	72.8 M	106 M	49.5 M

CERTIFICATE OF ANALYSIS

SDG:	140706-12	**Location:**	Coed Darcy	**Order Number:**	CD0732
Job:	H_ATKINS_LDC-224	**Customer:**	Atkins Global Ltd	**Report Number:**	278495
Client Reference:	Site Wide Trial Pitting	**Attention:**	Jack Lowrie	**Superseded Report:**	277575

Results Legend

#	ISO17025 accredited.
M	*m*CERTS accredited.
aq	Aqueous / settled sample.
diss.filt	Dissolved / filtered sample.
tot.unfilt	Total / unfiltered sample.
*	Subcontracted test.
**	% recovery of the surrogate standard to check the efficiency of the method. The results of individual compounds within samples aren't corrected for the recovery
(F)	Trigger breach confirmed
1-5&+§@	Sample deviation (see appendix)

Component	LOD/Units	Method	Customer Sample R	IP072	IP072	IP077	IP077	IP077	IP085
			Depth (m)	2.50	3.50	0.50	1.30	2.50	0.50
			Sample Type	Soil/Solid	Soil/Solid	Soil/Solid	Soil/Solid	Soil/Solid	Soil/Solid
			Date Sampled	03/07/2014	03/07/2014	03/07/2014	03/07/2014	03/07/2014	03/07/2014
			Sample Time	.	.	.	.	.	.
			Date Received	06/07/2014	06/07/2014	06/07/2014	06/07/2014	06/07/2014	06/07/2014
			SDG Ref	140706-12	140706-12	140706-12	140706-12	140706-12	140706-12
			Lab Sample No.(s)	9565609	9565615	9565514	9565518	9565522	9565883
			AGS Reference						
Moisture Content Ratio	%	PM024		5.7	11	6.8	15	14	10
pH	1 pH Units	TM133		5.18 M	6.21 M	6.43 M	6.42 M	6.2 M	7.22 M
Arsenic	<0.6 mg/kg	TM181		8.61 M	8.85 M	17.9 M	24.3 M	14.7 M	10.6 M
Cadmium	<0.02 mg/kg	TM181		0.213 M	0.398 M	0.619 M	1.46 M	0.48 M	0.708 M
Chromium	<0.9 mg/kg	TM181		9.76 M	13.3 M	13.9 M	17.4 M	14.2 M	14.5 M
Copper	<1.4 mg/kg	TM181		11.4 M	26.2 M	60.5 M	171 M	35.6 M	24 M
Lead	<0.7 mg/kg	TM181		13.6 M	19.1 M	60 M	88.2 M	27.9 M	20.7 M
Mercury	<0.14 mg/kg	TM181		<0.14 M	<0.14 M	0.222 M	2.06 M	<0.14 M	<0.14 M
Nickel	<0.2 mg/kg	TM181		16.1 M	37.4 M	25 M	31.1 M	28.5 M	23.9 M
Selenium	<1 mg/kg	TM181		<1 #	<1 #	1.3 #	<1 #	<1 #	1.24 #
Vanadium	<0.2 mg/kg	TM181		10.3 #	15.6 #	18.5 #	34.2 #	17.8 #	18.4 #
Zinc	<1.9 mg/kg	TM181		38.6 M	88.1 M	217 M	348 M	113 M	99 M

CERTIFICATE OF ANALYSIS

SDG:	140706-12	**Location:**	Coed Darcy	**Order Number:**	CD0732
Job:	H_ATKINS_LDC-224	**Customer:**	Atkins Global Ltd	**Report Number:**	278495
Client Reference:	Site Wide Trial Pitting	**Attention:**	Jack Lowrie	**Superseded Report:**	277575

Results Legend

#	ISO17025 accredited.
M	*m*CERTS accredited.
aq	Aqueous / settled sample.
diss.filt	Dissolved / filtered sample.
tot.unfilt	Total / unfiltered sample.
*	Subcontracted test.
**	% recovery of the surrogate standard to check the efficiency of the method. The results of individual compounds within samples aren't corrected for the recovery
(F)	Trigger breach confirmed
1-5&+§@	Sample deviation (see appendix)

Component	LOD/Units	Method	Customer Sample R	IP085	IP085	IP093	IP093	IP093	IP093
			Depth (m)	1.50	2.50	0.50	1.50	2.50	3.50
			Sample Type	Soil/Solid	Soil/Solid	Soil/Solid	Soil/Solid	Soil/Solid	Soil/Solid
			Date Sampled	03/07/2014	03/07/2014	03/07/2014	03/07/2014	03/07/2014	03/07/2014
			Sample Time	.	.	.	.	.	.
			Date Received	06/07/2014	06/07/2014	06/07/2014	06/07/2014	06/07/2014	06/07/2014
			SDG Ref	140706-12	140706-12	140706-12	140706-12	140706-12	140706-12
			Lab Sample No.(s)	9565887	9565891	9565766	9565771	9565775	9565779
			AGS Reference						
Moisture Content Ratio	%	PM024		9	12	9.3	10	9.8	16
pH	1 pH Units	TM133		6.85 #	6.93 M	6.95 M	6.81 M	6.13 M	6.96 M
Arsenic	<0.6 mg/kg	TM181		9.05 #	13.6 M	13.6 M	10.4 M	10.4 M	16.6 M
Cadmium	<0.02 mg/kg	TM181		0.271 #	0.397 M	0.749 M	0.355 M	0.402 M	0.768 M
Chromium	<0.9 mg/kg	TM181		14 #	12.1 M	15.2 M	13.3 M	12.4 M	14.6 M
Copper	<1.4 mg/kg	TM181		17.6 #	28.1 M	56.5 M	18 M	18.8 M	41.4 M
Lead	<0.7 mg/kg	TM181		15.2 #	19.5 M	37.2 M	15.2 M	15.2 M	28.2 M
Mercury	<0.14 mg/kg	TM181		<0.14 #	<0.14 M	0.311 M	<0.14 M	<0.14 M	<0.14 M
Nickel	<0.2 mg/kg	TM181		25.9 #	23.9 M	23.4 M	25.2 M	24.6 M	17.1 M
Selenium	<1 mg/kg	TM181		<1 #	<1 #	<1 #	<1 #	<1 #	1.43 #
Vanadium	<0.2 mg/kg	TM181		18.9 #	17 #	19.8 #	16.3 #	15.9 #	20.7 #
Zinc	<1.9 mg/kg	TM181		71.3 #	76.8 M	130 M	68.1 M	69.7 M	108 M

CERTIFICATE OF ANALYSIS

SDG:	140706-12	**Location:**	Coed Darcy	**Order Number:**	CD0732
Job:	H_ATKINS_LDC-224	**Customer:**	Atkins Global Ltd	**Report Number:**	278495
Client Reference:	Site Wide Trial Pitting	**Attention:**	Jack Lowrie	**Superseded Report:**	277575

Results Legend

#	ISO17025 accredited.
M	*m*CERTS accredited.
aq	Aqueous / settled sample.
diss.filt	Dissolved / filtered sample.
tot.unfilt	Total / unfiltered sample.
*	Subcontracted test.
**	% recovery of the surrogate standard to check the efficiency of the method. The results of individual compounds within samples aren't corrected for the recovery
(F)	Trigger breach confirmed
1-5&+§@	Sample deviation (see appendix)

Component	LOD/Units	Method	Customer Sample R	IP094	IP094	IP094	IP094	IP094	IP095
			Depth (m)	0.50	1.50	2.50	3.30	3.80	0.40
			Sample Type	Soil/Solid	Soil/Solid	Soil/Solid	Soil/Solid	Soil/Solid	Soil/Solid
			Date Sampled	03/07/2014	03/07/2014	03/07/2014	03/07/2014	03/07/2014	03/07/2014
			Sample Time	.	.	.	.	.	.
			Date Received	06/07/2014	06/07/2014	06/07/2014	06/07/2014	06/07/2014	06/07/2014
			SDG Ref	140706-12	140706-12	140706-12	140706-12	140706-12	140706-12
			Lab Sample No.(s)	9565816	9565820	9565824	9565827	9565831	9565959
			AGS Reference						
Moisture Content Ratio	%	PM024		11	13	24	13	12	12
pH	1 pH Units	TM133		6.01 M	7.52 M	6.63 M	6.35 M	6.54 M	5.8 M
Arsenic	<0.6 mg/kg	TM181		25.2 M	25.1 M	12.2 M	7.66 M	9.13 M	23.2 M
Cadmium	<0.02 mg/kg	TM181		0.901 M	1.08 M	0.757 M	0.339 M	0.349 M	0.992 M
Chromium	<0.9 mg/kg	TM181		14.7 M	20.4 M	18.4 M	9.31 M	12.2 M	14.8 M
Copper	<1.4 mg/kg	TM181		65.5 M	55.3 M	15.1 M	16.2 M	16.4 M	59.4 M
Lead	<0.7 mg/kg	TM181		40.3 M	90.7 M	29.8 M	24.5 M	25.4 M	36.6 M
Mercury	<0.14 mg/kg	TM181		0.239 M	<0.14 M	<0.14 M	<0.14 M	<0.14 M	0.177 M
Nickel	<0.2 mg/kg	TM181		22.8 M	24.8 M	15.1 M	18.8 M	22.2 M	23.2 M
Selenium	<1 mg/kg	TM181		<1 #	1.46 #	1.73 #	<1 #	<1 #	1.34 #
Vanadium	<0.2 mg/kg	TM181		20.3 #	22.3 #	29 #	11.8 #	13.8 #	21.4 #
Zinc	<1.9 mg/kg	TM181		139 M	156 M	136 M	63.4 M	72 M	128 M

CERTIFICATE OF ANALYSIS

SDG:	140706-12	**Location:**	Coed Darcy	**Order Number:**	CD0732
Job:	H_ATKINS_LDC-224	**Customer:**	Atkins Global Ltd	**Report Number:**	278495
Client Reference:	Site Wide Trial Pitting	**Attention:**	Jack Lowrie	**Superseded Report:**	277575

Results Legend

#	ISO17025 accredited.
M	*m*CERTS accredited.
aq	Aqueous / settled sample.
diss.filt	Dissolved / filtered sample.
tot.unfilt	Total / unfiltered sample.
*	Subcontracted test.
**	% recovery of the surrogate standard to check the efficiency of the method. The results of individual compounds within samples aren't corrected for the recovery
(F)	Trigger breach confirmed
1-5&+§@	Sample deviation (see appendix)

Component	LOD/Units	Method	Customer Sample R	IP095	IP101	IP101	IP101	IP120	IP120
			Depth (m)	1.20	0.20	0.70	1.50	0.50	1.50
			Sample Type	Soil/Solid	Soil/Solid	Soil/Solid	Soil/Solid	Soil/Solid	Soil/Solid
			Date Sampled	03/07/2014	03/07/2014	03/07/2014	03/07/2014	03/07/2014	03/07/2014
			Sample Time	.	.	.	.	.	.
			Date Received	06/07/2014	06/07/2014	06/07/2014	06/07/2014	06/07/2014	06/07/2014
			SDG Ref	140706-12	140706-12	140706-12	140706-12	140706-12	140706-12
			Lab Sample No.(s)	9565963	9565526	9565531	9565535	9565951	9565955
			AGS Reference						
Moisture Content Ratio	%	PM024		11	7.7	16	16	12	12
Soil Organic Matter (SOM)	<0.35 %	TM132			3.24 #				
pH	1 pH Units	TM133		7.3 M	8.06 M	7.72 M	5.57 M	6.43 M	7.85 M
Arsenic	<0.6 mg/kg	TM181		13.8 M	33.8 M	176 M	6.06 M	22.2 M	17.6 M
Cadmium	<0.02 mg/kg	TM181		0.62 M	1.31 M	0.961 M	0.324 M	0.845 M	0.735 M
Chromium	<0.9 mg/kg	TM181		19.5 M	135 M	13.1 M	12.4 M	14.7 M	22.7 M
Copper	<1.4 mg/kg	TM181		24.8 M	58.9 M	221 M	29.2 M	41.6 M	34.1 M
Lead	<0.7 mg/kg	TM181		160 M	306 M	181 M	10.9 M	27.1 M	255 M
Mercury	<0.14 mg/kg	TM181		<0.14 M	<0.14 M	<0.14 M	<0.14 M	<0.14 M	<0.14 M
Nickel	<0.2 mg/kg	TM181		26.6 M	35.6 M	35.4 M	14.4 M	21.7 M	25.6 M
Selenium	<1 mg/kg	TM181		<1 #	1.23 #	2.07 #	<1 #	1.17 #	<1 #
Vanadium	<0.2 mg/kg	TM181		18.6 #	21.1 #	20.7 #	15.9 #	21 #	19 #
Zinc	<1.9 mg/kg	TM181		128 M	513 M	99.6 M	69 M	109 M	173 M

CERTIFICATE OF ANALYSIS

SDG:	140706-12	**Location:**	Coed Darcy	**Order Number:**	CD0732
Job:	H_ATKINS_LDC-224	**Customer:**	Atkins Global Ltd	**Report Number:**	278495
Client Reference:	Site Wide Trial Pitting	**Attention:**	Jack Lowrie	**Superseded Report:**	277575

Results Legend

#	ISO17025 accredited.
M	*m*CERTS accredited.
aq	Aqueous / settled sample.
diss.filt	Dissolved / filtered sample.
tot.unfilt	Total / unfiltered sample.
*	Subcontracted test.
**	% recovery of the surrogate standard to check the efficiency of the method. The results of individual compounds within samples aren't corrected for the recovery
(F)	Trigger breach confirmed
1-5&+§@	Sample deviation (see appendix)

Component	LOD/Units	Method	Customer Sample R	IP121	IP121	IP121	IP121	IP122	IP122
			Depth (m)	0.50	1.50	2.50	3.70	0.50	1.50
			Sample Type	Soil/Solid	Soil/Solid	Soil/Solid	Soil/Solid	Soil/Solid	Soil/Solid
			Date Sampled	03/07/2014	03/07/2014	03/07/2014	03/07/2014	03/07/2014	03/07/2014
			Sample Time	.	.	.	.	.	.
			Date Received	06/07/2014	06/07/2014	06/07/2014	06/07/2014	06/07/2014	06/07/2014
			SDG Ref	140706-12	140706-12	140706-12	140706-12	140706-12	140706-12
			Lab Sample No.(s)	9565931	9565935	9565943	9565947	9565835	9565839
			AGS Reference						
Moisture Content Ratio	%	PM024		12	19	12	10	13	19
pH	1 pH Units	TM133		6.02 M	6.38 M	5.09 M	5.78 M	5.84 M	6.77 M
Arsenic	<0.6 mg/kg	TM181		25.2 M	38.2 M	8.44 M	11.3 M	24.8 M	22.4 M
Cadmium	<0.02 mg/kg	TM181		0.861 M	1.4 M	0.291 M	0.526 M	1.51 M	0.74 M
Chromium	<0.9 mg/kg	TM181		16.4 M	19.8 M	15.4 M	13 M	15.9 M	18.6 M
Copper	<1.4 mg/kg	TM181		68.6 M	82.3 M	15.2 M	17.5 M	205 M	39.2 M
Lead	<0.7 mg/kg	TM181		41.9 M	61.4 M	15.2 M	16.1 M	92.7 M	24.9 M
Mercury	<0.14 mg/kg	TM181		0.244 M	<0.14 M	<0.14 M	<0.14 M	3.17 M	<0.14 M
Nickel	<0.2 mg/kg	TM181		21.7 M	21.3 M	22.9 M	31.2 M	29.3 M	22.9 M
Selenium	<1 mg/kg	TM181		1.84 #	1.5 #	<1 #	1.26 #	1.49 #	1.08 #
Vanadium	<0.2 mg/kg	TM181		24.3 #	26.8 #	19.5 #	16 #	34.6 #	23.1 #
Zinc	<1.9 mg/kg	TM181		138 M	164 M	57.5 M	76.2 M	361 M	125 M

CERTIFICATE OF ANALYSIS

SDG:	140706-12	**Location:**	Coed Darcy	**Order Number:**	CD0732
Job:	H_ATKINS_LDC-224	**Customer:**	Atkins Global Ltd	**Report Number:**	278495
Client Reference:	Site Wide Trial Pitting	**Attention:**	Jack Lowrie	**Superseded Report:**	277575

Results Legend	
#	ISO17025 accredited.
M	*m*CERTS accredited.
aq	Aqueous / settled sample.
diss.filt	Dissolved / filtered sample.
tot.unfilt	Total / unfiltered sample.
*	Subcontracted test.
**	% recovery of the surrogate standard to check the efficiency of the method. The results of individual compounds within samples aren't corrected for the recovery
(F)	Trigger breach confirmed
1-5&+§@	Sample deviation (see appendix)

Component	LOD/Units	Method	Customer Sample R	IP122	IP122	IP122	IP123	IP123	IP123
			Depth (m)	2.50	3.50	4.50	0.50	1.10	2.10
			Sample Type	Soil/Solid	Soil/Solid	Soil/Solid	Soil/Solid	Soil/Solid	Soil/Solid
			Date Sampled	03/07/2014	03/07/2014	03/07/2014	03/07/2014	03/07/2014	03/07/2014
			Sample Time	.	.	.	.	.	.
			Date Received	06/07/2014	06/07/2014	06/07/2014	06/07/2014	06/07/2014	06/07/2014
			SDG Ref	140706-12	140706-12	140706-12	140706-12	140706-12	140706-12
			Lab Sample No.(s)	9565843	9565847	9565855	9565796	9565800	9565804
			AGS Reference						
Moisture Content Ratio	%	PM024		15	7	11	12	16	10
pH	1 pH Units	TM133		6.77 M	5.78 M	6.03 M	5.79 M	6.37 M	6.97 M
Arsenic	<0.6 mg/kg	TM181		44.3 M	8.72 M	17 M	23.6 M	10.3 M	12 M
Cadmium	<0.02 mg/kg	TM181		0.811 M	0.341 M	0.572 M	0.985 M	0.979 M	0.481 M
Chromium	<0.9 mg/kg	TM181		14.8 M	11.3 M	12.5 M	16.4 M	18.1 M	15.4 M
Copper	<1.4 mg/kg	TM181		89.1 M	11.2 M	38.6 M	67.3 M	12 M	25.5 M
Lead	<0.7 mg/kg	TM181		38.1 M	10.9 M	23.2 M	36 M	14.3 M	18.8 M
Mercury	<0.14 mg/kg	TM181		<0.14 M	<0.14 M	<0.14 M	0.29 M	<0.14 M	<0.14 M
Nickel	<0.2 mg/kg	TM181		17.4 M	23.8 M	23.4 M	20.2 M	23.4 M	24.7 M
Selenium	<1 mg/kg	TM181		<1 #	<1 #	<1 #	1.28 #	1.2 #	<1 #
Vanadium	<0.2 mg/kg	TM181		20.1 #	12.5 #	15.2 #	24.5 #	24.3 #	19.9 #
Zinc	<1.9 mg/kg	TM181		96.8 M	60.4 M	90.8 M	148 M	110 M	71.6 M

CERTIFICATE OF ANALYSIS

SDG:	140706-12	**Location:**	Coed Darcy	**Order Number:**	CD0732
Job:	H_ATKINS_LDC-224	**Customer:**	Atkins Global Ltd	**Report Number:**	278495
Client Reference:	Site Wide Trial Pitting	**Attention:**	Jack Lowrie	**Superseded Report:**	277575

Results Legend

#	ISO17025 accredited.
M	*m*CERTS accredited.
aq	Aqueous / settled sample.
diss.filt	Dissolved / filtered sample.
tot.unfilt	Total / unfiltered sample.
*	Subcontracted test.
**	% recovery of the surrogate standard to check the efficiency of the method. The results of individual compounds within samples aren't corrected for the recovery
(F)	Trigger breach confirmed
1-5&+§@	Sample deviation (see appendix)

Component	LOD/Units	Method	Customer Sample R	IP123	IP124	IP124	IP124	IP125	IP125
			Depth (m)	3.10	0.50	1.50	2.50	0.50	1.50
			Sample Type	Soil/Solid	Soil/Solid	Soil/Solid	Soil/Solid	Soil/Solid	Soil/Solid
			Date Sampled	03/07/2014	03/07/2014	03/07/2014	03/07/2014	03/07/2014	03/07/2014
			Sample Time	.	.	.	.	.	.
			Date Received	06/07/2014	06/07/2014	06/07/2014	06/07/2014	06/07/2014	06/07/2014
			SDG Ref	140706-12	140706-12	140706-12	140706-12	140706-12	140706-12
			Lab Sample No.(s)	9565812	9565783	9565787	9565792	9565871	9565875
			AGS Reference						
Moisture Content Ratio	%	PM024		9.3	8.9	7.4	8.8	10	9
pH	1 pH Units	TM133		5.96 M	6.74 M	6.63 M	7.16 M	6.81 M	6.85 M
Arsenic	<0.6 mg/kg	TM181		11.8 M	21.9 M	12.5 M	12.7 M	14.6 M	13.3 M
Cadmium	<0.02 mg/kg	TM181		0.361 M	0.708 M	0.356 M	0.469 M	0.144 M	0.397 M
Chromium	<0.9 mg/kg	TM181		12.9 M	14.3 M	13.2 M	13.3 M	14.2 M	12.4 M
Copper	<1.4 mg/kg	TM181		20.1 M	35.1 M	19.7 M	21.2 M	21.3 M	16.9 M
Lead	<0.7 mg/kg	TM181		15 M	21.6 M	15 M	16.9 M	16.4 M	14.6 M
Mercury	<0.14 mg/kg	TM181		<0.14 M	<0.14 M	<0.14 M	<0.14 M	<0.14 M	<0.14 M
Nickel	<0.2 mg/kg	TM181		24.1 M	23.6 M	24.4 M	23.2 M	24.9 M	24.5 M
Selenium	<1 mg/kg	TM181		<1 #	<1 #	<1 #	<10 #	<1 #	1.03 #
Vanadium	<0.2 mg/kg	TM181		15.2 #	15.3 #	15.3 #	15.4 #	22.8 #	16 #
Zinc	<1.9 mg/kg	TM181		70.4 M	95.5 M	75 M	80.7 M	73.4 M	70.7 M

CERTIFICATE OF ANALYSIS

SDG:	140706-12	**Location:**	Coed Darcy	**Order Number:**	CD0732
Job:	H_ATKINS_LDC-224	**Customer:**	Atkins Global Ltd	**Report Number:**	278495
Client Reference:	Site Wide Trial Pitting	**Attention:**	Jack Lowrie	**Superseded Report:**	277575

Results Legend

#	ISO17025 accredited.
M	*m*CERTS accredited.
aq	Aqueous / settled sample.
diss.filt	Dissolved / filtered sample.
tot.unfilt	Total / unfiltered sample.
*	Subcontracted test.
**	% recovery of the surrogate standard to check the efficiency of the method. The results of individual compounds within samples aren't corrected for the recovery
(F)	Trigger breach confirmed
1-5&+§@	Sample deviation (see appendix)

Component	LOD/Units	Method	Customer Sample R	IP125	IP131	IP131	IP131	IP132	IP132
			Depth (m)	2.50	0.50	1.50	2.50	0.50	1.50
			Sample Type	Soil/Solid	Soil/Solid	Soil/Solid	Soil/Solid	Soil/Solid	Soil/Solid
			Date Sampled	03/07/2014	03/07/2014	03/07/2014	03/07/2014	03/07/2014	03/07/2014
			Sample Time	.	.	.	.	.	.
			Date Received	06/07/2014	06/07/2014	06/07/2014	06/07/2014	06/07/2014	06/07/2014
			SDG Ref	140706-12	140706-12	140706-12	140706-12	140706-12	140706-12
			Lab Sample No.(s)	9565879	9565859	9565863	9565867	9565915	9565919
			AGS Reference						
Moisture Content Ratio	%	PM024		8.7	8.3	12	13	15	21
pH	1 pH Units	TM133		6.8 M	6.82 M	6.79 M	6.63 M	5.82 M	5.73 M
Arsenic	<0.6 mg/kg	TM181		13 M	21.4 M	21.3 M	33 M	31.8 M	62.4 M
Cadmium	<0.02 mg/kg	TM181		0.495 M	0.918 M	0.805 M	0.998 M	0.768 M	1.29 M
Chromium	<0.9 mg/kg	TM181		12.4 M	14.9 M	15.2 M	15.5 M	15 M	16.5 M
Copper	<1.4 mg/kg	TM181		19.2 M	15 M	37.8 M	44.7 M	71 M	141 M
Lead	<0.7 mg/kg	TM181		15 M	20.5 M	22.4 M	23.2 M	40.4 M	55 M
Mercury	<0.14 mg/kg	TM181		<0.14 M	<0.14 M	<0.14 M	<0.14 M	<0.14 M	<0.14 M
Nickel	<0.2 mg/kg	TM181		24.3 M	26.8 M	25.4 M	25.2 M	19.4 M	15.7 M
Selenium	<1 mg/kg	TM181		1.16 #	<10 #	1.68 #	1.78 #	1.24 #	1.66 #
Vanadium	<0.2 mg/kg	TM181		16.3 #	22.1 #	20.8 #	21 #	20.3 #	25.6 #
Zinc	<1.9 mg/kg	TM181		73.4 M	84.8 M	103 M	130 M	137 M	131 M

CERTIFICATE OF ANALYSIS

SDG:	140706-12	**Location:**	Coed Darcy	**Order Number:**	CD0732
Job:	H_ATKINS_LDC-224	**Customer:**	Atkins Global Ltd	**Report Number:**	278495
Client Reference:	Site Wide Trial Pitting	**Attention:**	Jack Lowrie	**Superseded Report:**	277575

Results Legend	
#	ISO17025 accredited.
M	*m*CERTS accredited.
aq	Aqueous / settled sample.
diss.filt	Dissolved / filtered sample.
tot.unfilt	Total / unfiltered sample.
*	Subcontracted test.
**	% recovery of the surrogate standard to check the efficiency of the method. The results of individual compounds within samples aren't corrected for the recovery
(F)	Trigger breach confirmed
1-5&+§@	Sample deviation (see appendix)

Component	LOD/Units	Method	Customer Sample R	IP132	IP132	IP159	IP159	IP159	IP159
			Depth (m)	2.50	3.50	0.50	1.50	2.50	3.50
			Sample Type	Soil/Solid	Soil/Solid	Soil/Solid	Soil/Solid	Soil/Solid	Soil/Solid
			Date Sampled	03/07/2014	03/07/2014	03/07/2014	03/07/2014	03/07/2014	03/07/2014
			Sample Time	.	.	.	.	.	.
			Date Received	06/07/2014	06/07/2014	06/07/2014	06/07/2014	06/07/2014	06/07/2014
			SDG Ref	140706-12	140706-12	140706-12	140706-12	140706-12	140706-12
			Lab Sample No.(s)	9565923	9565927	9565899	9565903	9565907	9565911
			AGS Reference						
Moisture Content Ratio	%	PM024		17	11	13	15	17	12
pH	1 pH Units	TM133		6.63 M	6.48 M	6.54 M	6.38 M	6.92 M	6.23 M
Arsenic	<0.6 mg/kg	TM181		25.8 M	9.1 M	29.6 M	24.1 M	34.2 M	11.4 M
Cadmium	<0.02 mg/kg	TM181		0.625 M	0.308 M	0.942 M	0.976 M	0.678 M	0.4 M
Chromium	<0.9 mg/kg	TM181		17.2 M	15.5 M	15.9 M	15.3 M	14.6 M	12.2 M
Copper	<1.4 mg/kg	TM181		50.5 M	15.6 M	59.4 M	52.2 M	70 M	18.5 M
Lead	<0.7 mg/kg	TM181		23.5 M	14.2 M	38.4 M	37 M	39.9 M	16.5 M
Mercury	<0.14 mg/kg	TM181		<0.14 M	<0.14 M	<0.14 M	<0.14 M	<0.14 M	<0.14 M
Nickel	<0.2 mg/kg	TM181		16.2 M	25.7 M	23.7 M	24.3 M	19.2 M	24.9 M
Selenium	<1 mg/kg	TM181		1.39 #	<1 #	1.59 #	1.36 #	1.15 #	1.2 #
Vanadium	<0.2 mg/kg	TM181		24.1 #	17.6 #	24.5 #	25 #	20.9 #	15.7 #
Zinc	<1.9 mg/kg	TM181		75.8 M	61.2 M	122 M	117 M	95.1 M	74.8 M

CERTIFICATE OF ANALYSIS

SDG:	140706-12	**Location:**	Coed Darcy	**Order Number:**	CD0732
Job:	H_ATKINS_LDC-224	**Customer:**	Atkins Global Ltd	**Report Number:**	278495
Client Reference:	Site Wide Trial Pitting	**Attention:**	Jack Lowrie	**Superseded Report:**	277575

Results Legend

#	ISO17025 accredited.
M	*m*CERTS accredited.
aq	Aqueous / settled sample.
diss.filt	Dissolved / filtered sample.
tot.unfilt	Total / unfiltered sample.
*	Subcontracted test.
**	% recovery of the surrogate standard to check the efficiency of the method. The results of individual compounds within samples aren't corrected for the recovery
(F)	Trigger breach confirmed
1-5&+§@	Sample deviation (see appendix)

Component	LOD/Units	Method	Customer Sample R	IP231	IP231	IP241	IP241	IP242	IP242
			Depth (m)	0.50	1.50	0.30	1.00	0.50	1.50
			Sample Type	Soil/Solid	Soil/Solid	Soil/Solid	Soil/Solid	Soil/Solid	Soil/Solid
			Date Sampled	03/07/2014	03/07/2014	03/07/2014	03/07/2014	03/07/2014	03/07/2014
			Sample Time	.	.	.	.	.	.
			Date Received	06/07/2014	06/07/2014	06/07/2014	06/07/2014	06/07/2014	06/07/2014
			SDG Ref	140706-12	140706-12	140706-12	140706-12	140706-12	140706-12
			Lab Sample No.(s)	9565539	9565585	9565631	9565679	9565404	9565449
			AGS Reference						
Moisture Content Ratio	%	PM024		11	14	11	15	5.9	17
pH	1 pH Units	TM133		6.84 M	6.88 M	6.99 M	6.86 M	6.28 M	6.19 M
Arsenic	<0.6 mg/kg	TM181		47 M	14.2 M	67.2 M	9.76 M	12.5 M	54.3 M
Cadmium	<0.02 mg/kg	TM181		1.93 M	0.727 M	3.03 M	0.296 M	<0.02 M	2.78 M
Chromium	<0.9 mg/kg	TM181		14.5 M	15.8 M	13.2 M	18.5 M	17.8 M	13.6 M
Copper	<1.4 mg/kg	TM181		107 M	25 M	175 M	13.3 M	19.8 M	137 M
Lead	<0.7 mg/kg	TM181		57.4 M	16.6 M	80.2 M	14.9 M	22.7 M	66 M
Mercury	<0.14 mg/kg	TM181		<0.14 M	<0.14 M	<0.14 M	<0.14 M	<0.14 M	<0.14 M
Nickel	<0.2 mg/kg	TM181		27.4 M	18.8 M	34.4 M	27.1 M	39.2 M	24.6 M
Selenium	<1 mg/kg	TM181		<1 #	1.28 #	<1 #	1.38 #	<1 #	1.15 #
Vanadium	<0.2 mg/kg	TM181		19.9 #	21.2 #	25.1 #	23.1 #	18.6 #	17.1 #
Zinc	<1.9 mg/kg	TM181		211 M	164 M	246 M	77.7 M	101 M	274 M

CERTIFICATE OF ANALYSIS

SDG:	140706-12	**Location:**	Coed Darcy	**Order Number:**	CD0732
Job:	H_ATKINS_LDC-224	**Customer:**	Atkins Global Ltd	**Report Number:**	278495
Client Reference:	Site Wide Trial Pitting	**Attention:**	Jack Lowrie	**Superseded Report:**	277575

Results Legend

#	ISO17025 accredited.
M	*m*CERTS accredited.
aq	Aqueous / settled sample.
diss.filt	Dissolved / filtered sample.
tot.unfilt	Total / unfiltered sample.
*	Subcontracted test.
**	% recovery of the surrogate standard to check the efficiency of the method. The results of individual compounds within samples aren't corrected for the recovery
(F)	Trigger breach confirmed
1-5&+§@	Sample deviation (see appendix)

Component	LOD/Units	Method	Customer Sample R	IP242	IP243	IP243	IP247	IP247	IP265
			Depth (m)	2.00	0.50	1.50	0.50	1.50	0.20
			Sample Type	Soil/Solid	Soil/Solid	Soil/Solid	Soil/Solid	Soil/Solid	Soil/Solid
			Date Sampled	03/07/2014	03/07/2014	03/07/2014	03/07/2014	03/07/2014	03/07/2014
			Sample Time	.	.	.	.	.	.
			Date Received	06/07/2014	06/07/2014	06/07/2014	06/07/2014	06/07/2014	06/07/2014
			SDG Ref	140706-12	140706-12	140706-12	140706-12	140706-12	140706-12
			Lab Sample No.(s)	9565494	9565982	9566026	9565808	9565851	9565704
			AGS Reference						
Moisture Content Ratio	%	PM024		13	9.7	15	12	9.5	3.7
pH	1 pH Units	TM133		7.46 M	7.04 M	6.37 M	6.73 M	6.53 M	5.97 M
Arsenic	<0.6 mg/kg	TM181		23.3 M	26.9 M	57.3 M	19.6 M	10.9 M	9.75 M
Cadmium	<0.02 mg/kg	TM181		0.883 M	1.28 M	2.88 M	0.945 M	0.318 M	0.479 M
Chromium	<0.9 mg/kg	TM181		15.3 M	17.6 M	14.1 M	13.5 M	13.5 M	12.2 M
Copper	<1.4 mg/kg	TM181		44.7 M	59.6 M	156 M	46.9 M	14.1 M	16.2 M
Lead	<0.7 mg/kg	TM181		26 M	63.6 M	96.7 M	28.7 M	13 M	36 M
Mercury	<0.14 mg/kg	TM181		<0.14 M	<0.14 M	<0.14 M	<0.14 M	<0.14 M	<0.14 M
Nickel	<0.2 mg/kg	TM181		27.3 M	26.4 M	25.6 M	21 M	24.8 M	22.7 M
Selenium	<1 mg/kg	TM181		1.35 #	<1 #	1.35 #	<1 #	<1 #	<1 #
Vanadium	<0.2 mg/kg	TM181		17.8 #	18.2 #	21.3 #	17.5 #	17.8 #	11.8 #
Zinc	<1.9 mg/kg	TM181		149 M	168 M	263 M	112 M	58.9 M	74.1 M

CERTIFICATE OF ANALYSIS

SDG:	140706-12	**Location:**	Coed Darcy	**Order Number:**	CD0732
Job:	H_ATKINS_LDC-224	**Customer:**	Atkins Global Ltd	**Report Number:**	278495
Client Reference:	Site Wide Trial Pitting	**Attention:**	Jack Lowrie	**Superseded Report:**	277575

Results Legend

#	ISO17025 accredited.
M	*m*CERTS accredited.
aq	Aqueous / settled sample.
diss.filt	Dissolved / filtered sample.
tot.unfilt	Total / unfiltered sample.
*	Subcontracted test.
**	% recovery of the surrogate standard to check the efficiency of the method. The results of individual compounds within samples aren't corrected for the recovery
(F)	Trigger breach confirmed
1-5&+§@	Sample deviation (see appendix)

Component	LOD/Units	Method	Customer Sample R	IP265	IP266	IP266	IP267	IP267	IP267
			Depth (m)	1.00	0.50	1.50	1.00	2.00	3.00
			Sample Type	Soil/Solid	Soil/Solid	Soil/Solid	Soil/Solid	Soil/Solid	Soil/Solid
			Date Sampled	03/07/2014	03/07/2014	03/07/2014	03/07/2014	03/07/2014	03/07/2014
			Sample Time	.	.	.	.	.	.
			Date Received	06/07/2014	06/07/2014	06/07/2014	06/07/2014	06/07/2014	06/07/2014
			SDG Ref	140706-12	140706-12	140706-12	140706-12	140706-12	140706-12
			Lab Sample No.(s)	9565708	9565729	9565733	9565400	9565717	9565762
			AGS Reference						
Moisture Content Ratio	%	PM024		15	5.9	18	10	12	13
pH	1 pH Units	TM133		6.48 M	6.71 M	6.39 M	6.96 M	7.18 M	6.83 M
Arsenic	<0.6 mg/kg	TM181		114 M	8.04 M	65.9 M	10.5 M	15.7 M	17.2 M
Cadmium	<0.02 mg/kg	TM181		2.77 M	0.385 M	2.61 M	0.477 M	0.579 M	0.716 M
Chromium	<0.9 mg/kg	TM181		13.6 M	13 M	14.8 M	16.4 M	17 M	14.6 M
Copper	<1.4 mg/kg	TM181		275 M	12.2 M	150 M	20.1 M	33.4 M	29.4 M
Lead	<0.7 mg/kg	TM181		86.3 M	15.2 M	65.3 M	15.8 M	20 M	18.7 M
Mercury	<0.14 mg/kg	TM181		<0.14 M	<0.14 M	<0.14 M	<0.14 M	<0.14 M	<0.14 M
Nickel	<0.2 mg/kg	TM181		15.5 M	26.5 M	22.4 M	37.1 M	33.6 M	25.4 M
Selenium	<1 mg/kg	TM181		1.53 #	<1 #	1.88 #	<1 #	1.01 #	1.06 #
Vanadium	<0.2 mg/kg	TM181		22.5 #	12.2 #	24.5 #	18.1 #	19.1 #	17.7 #
Zinc	<1.9 mg/kg	TM181		200 M	74 M	254 M	86 M	95.6 M	91.9 M

CERTIFICATE OF ANALYSIS

SDG:	140706-12	**Location:**	Coed Darcy	**Order Number:**	CD0732
Job:	H_ATKINS_LDC-224	**Customer:**	Atkins Global Ltd	**Report Number:**	278495
Client Reference:	Site Wide Trial Pitting	**Attention:**	Jack Lowrie	**Superseded Report:**	277575

Results Legend

#	ISO17025 accredited.
M	*m*CERTS accredited.
aq	Aqueous / settled sample.
diss.filt	Dissolved / filtered sample.
tot.unfilt	Total / unfiltered sample.
*	Subcontracted test.
**	% recovery of the surrogate standard to check the efficiency of the method. The results of individual compounds within samples aren't corrected for the recovery
(F)	Trigger breach confirmed
1-5&+§@	Sample deviation (see appendix)

Component	LOD/Units	Method	Customer Sample R	IP269	IP269	IP276	IP276	IP276	IP331
			Depth (m)	0.50	1.50	0.50	1.50	2.50	0.30
			Sample Type	Soil/Solid	Soil/Solid	Soil/Solid	Soil/Solid	Soil/Solid	Soil/Solid
			Date Sampled	03/07/2014	03/07/2014	03/07/2014	03/07/2014	03/07/2014	03/07/2014
			Sample Time	.	.	.	.	.	.
			Date Received	06/07/2014	06/07/2014	06/07/2014	06/07/2014	06/07/2014	06/07/2014
			SDG Ref	140706-12	140706-12	140706-12	140706-12	140706-12	140706-12
			Lab Sample No.(s)	9565895	9565939	9565713	9565721	9565725	9565754
			AGS Reference						
Moisture Content Ratio	%	PM024		12	15	18	14	17	17
pH	1 pH Units	TM133		6.29 M	6.51 M	6.74 M	6.55 M	6.07 M	6.1 M
Arsenic	<0.6 mg/kg	TM181		24.6 M	10.7 M	32.7 M	19.4 M	10.5 M	69.9 M
Cadmium	<0.02 mg/kg	TM181		1.34 M	1.07 M	1.49 M	0.765 M	0.308 M	0.958 M
Chromium	<0.9 mg/kg	TM181		16.9 M	15 M	15.9 M	15 M	15.7 M	13.2 M
Copper	<1.4 mg/kg	TM181		66.2 M	15 M	75.3 M	44.2 M	6.59 M	154 M
Lead	<0.7 mg/kg	TM181		53.5 M	14.4 M	83.3 M	39.7 M	13.1 M	83.6 M
Mercury	<0.14 mg/kg	TM181		<0.14 M	<0.14 M	<0.14 M	<0.14 M	<0.14 M	<0.14 M
Nickel	<0.2 mg/kg	TM181		31 M	17.5 M	27 M	30.4 M	20.1 M	17.9 M
Selenium	<1 mg/kg	TM181		1.68 #	1.2 #	1.55 #	<1 #	<1 #	<1 #
Vanadium	<0.2 mg/kg	TM181		20.9 #	22.2 #	19.1 #	16.7 #	21.3 #	19.2 #
Zinc	<1.9 mg/kg	TM181		162 M	143 M	249 M	110 M	59.9 M	141 M

CERTIFICATE OF ANALYSIS

SDG:	140706-12	**Location:**	Coed Darcy	**Order Number:**	CD0732
Job:	H_ATKINS_LDC-224	**Customer:**	Atkins Global Ltd	**Report Number:**	278495
Client Reference:	Site Wide Trial Pitting	**Attention:**	Jack Lowrie	**Superseded Report:**	277575

Results Legend

#	ISO17025 accredited.
M	*m*CERTS accredited.
aq	Aqueous / settled sample.
diss.filt	Dissolved / filtered sample.
tot.unfilt	Total / unfiltered sample.
*	Subcontracted test.
**	% recovery of the surrogate standard to check the efficiency of the method. The results of individual compounds within samples aren't corrected for the recovery
(F)	Trigger breach confirmed
1-5&+§@	Sample deviation (see appendix)

Component	LOD/Units	Method	Customer Sample R	IP331	IP332	IP337	IP337	IP356	IP399
			Depth (m)	1.50	1.50	0.50	1.50	1.00	0.50
			Sample Type	Soil/Solid	Soil/Solid	Soil/Solid	Soil/Solid	Soil/Solid	Soil/Solid
			Date Sampled	03/07/2014	03/07/2014	03/07/2014	03/07/2014	03/07/2014	03/07/2014
			Sample Time	.	.	.	.	.	.
			Date Received	06/07/2014	06/07/2014	06/07/2014	06/07/2014	06/07/2014	06/07/2014
			SDG Ref	140706-12	140706-12	140706-12	140706-12	140706-12	140706-12
			Lab Sample No.(s)	9565758	9565749	9565741	9565745	9565737	9566054
			AGS Reference						
Moisture Content Ratio	%	PM024		8.8	9.5	13	8.7	8.3	7.1
pH	1 pH Units	TM133		6.57 M	5.84 M	6.45 M	6.65 M	7.3 M	6.71 M
Arsenic	<0.6 mg/kg	TM181		10.8 M	8.44 M	8.71 M	8.87 M	7.17 M	16.2 M
Cadmium	<0.02 mg/kg	TM181		0.423 M	0.293 M	0.277 M	0.367 M	0.279 M	0.767 M
Chromium	<0.9 mg/kg	TM181		13.6 M	13.1 M	11.5 M	14.6 M	15.9 M	14.8 M
Copper	<1.4 mg/kg	TM181		19.5 M	13.4 M	9.07 M	16.8 M	15.2 M	25 M
Lead	<0.7 mg/kg	TM181		18.3 M	12.7 M	12.8 M	14.4 M	12.8 M	48.3 M
Mercury	<0.14 mg/kg	TM181		<0.14 M	<0.14 M	<0.14 M	<0.14 M	<0.14 M	<0.14 M
Nickel	<0.2 mg/kg	TM181		27.9 M	27.4 M	7.67 M	27.9 M	27.1 M	28.6 M
Selenium	<1 mg/kg	TM181		<1 #	<1 #	<1 #	<1 #	<1 #	1.33 #
Vanadium	<0.2 mg/kg	TM181		13.9 #	15.3 #	19.5 #	14.9 #	15.4 #	21.5 #
Zinc	<1.9 mg/kg	TM181		78.8 M	69.1 M	44.6 M	74.4 M	68.5 M	110 M

CERTIFICATE OF ANALYSIS

SDG:	140706-12	**Location:**	Coed Darcy	**Order Number:**	CD0732
Job:	H_ATKINS_LDC-224	**Customer:**	Atkins Global Ltd	**Report Number:**	278495
Client Reference:	Site Wide Trial Pitting	**Attention:**	Jack Lowrie	**Superseded Report:**	277575

Results Legend

#	ISO17025 accredited.
M	*m*CERTS accredited.
aq	Aqueous / settled sample.
diss.filt	Dissolved / filtered sample.
tot.unfilt	Total / unfiltered sample.
*	Subcontracted test.
**	% recovery of the surrogate standard to check the efficiency of the method. The results of individual compounds within samples aren't corrected for the recovery
(F)	Trigger breach confirmed
1-5&+§@	Sample deviation (see appendix)

Component	LOD/Units	Method	Customer Sample R	IP399	IP404	IP404	IP404	IP405	IP405
			Depth (m)	1.50	0.50	1.20	1.70	0.50	1.50
			Sample Type	Soil/Solid	Soil/Solid	Soil/Solid	Soil/Solid	Soil/Solid	Soil/Solid
			Date Sampled	03/07/2014	03/07/2014	03/07/2014	03/07/2014	03/07/2014	03/07/2014
			Sample Time	.	.	.	.	.	.
			Date Received	06/07/2014	06/07/2014	06/07/2014	06/07/2014	06/07/2014	06/07/2014
			SDG Ref	140706-12	140706-12	140706-12	140706-12	140706-12	140706-12
			Lab Sample No.(s)	9566058	9565667	9565671	9565675	9565683	9565687
			AGS Reference						
Moisture Content Ratio	%	PM024		7.6	6.1	15	9.4	11	6.7
pH	1 pH Units	TM133		7.12 M	8.23 M	7.55 M	7.67 M	6.82 M	7.06 M
Arsenic	<0.6 mg/kg	TM181		17.1 M	16.6 M	9.77 M	10.6 M	19.5 M	11.2 M
Cadmium	<0.02 mg/kg	TM181		1.05 M	1.09 M	0.208 M	0.374 M	0.684 M	0.437 M
Chromium	<0.9 mg/kg	TM181		18.2 M	14.6 M	21.3 M	14.8 M	14.6 M	12.1 M
Copper	<1.4 mg/kg	TM181		27.7 M	59.7 M	15.6 M	19 M	25.3 M	12.9 M
Lead	<0.7 mg/kg	TM181		114 M	80.2 M	15.8 M	16.5 M	18.5 M	13.3 M
Mercury	<0.14 mg/kg	TM181		0.155 M	<0.14 M	<0.14 M	<0.14 M	<0.14 M	<0.14 M
Nickel	<0.2 mg/kg	TM181		31.6 M	23.6 M	22 M	23.3 M	21.9 M	23.9 M
Selenium	<1 mg/kg	TM181		<1 #	<1 #	<1 #	1.15 #	1.77 #	1.11 #
Vanadium	<0.2 mg/kg	TM181		19.2 #	33.5 #	26.8 #	18.5 #	18.9 #	16 #
Zinc	<1.9 mg/kg	TM181		165 M	251 M	52.6 M	64.9 M	121 M	62.7 M

CERTIFICATE OF ANALYSIS

SDG:	140706-12	**Location:**	Coed Darcy	**Order Number:**	CD0732
Job:	H_ATKINS_LDC-224	**Customer:**	Atkins Global Ltd	**Report Number:**	278495
Client Reference:	Site Wide Trial Pitting	**Attention:**	Jack Lowrie	**Superseded Report:**	277575

Results Legend	
#	ISO17025 accredited.
M	*m*CERTS accredited.
aq	Aqueous / settled sample.
diss.filt	Dissolved / filtered sample.
tot.unfilt	Total / unfiltered sample.
*	Subcontracted test.
**	% recovery of the surrogate standard to check the efficiency of the method. The results of individual compounds within samples aren't corrected for the recovery
(F)	Trigger breach confirmed
1-5&+§@	Sample deviation (see appendix)

Component	LOD/Units	Method	Customer Sample R	IP405	IP405	IP405	IP407	IP407	IP407
			Depth (m)	2.50	3.30	3.70	0.50	1.50	2.50
			Sample Type	Soil/Solid	Soil/Solid	Soil/Solid	Soil/Solid	Soil/Solid	Soil/Solid
			Date Sampled	03/07/2014	03/07/2014	03/07/2014	03/07/2014	03/07/2014	03/07/2014
			Sample Time	.	.	.	.	.	.
			Date Received	06/07/2014	06/07/2014	06/07/2014	06/07/2014	06/07/2014	06/07/2014
			SDG Ref	140706-12	140706-12	140706-12	140706-12	140706-12	140706-12
			Lab Sample No.(s)	9565691	9565696	9565700	9566034	9566038	9566042
			AGS Reference						
Moisture Content Ratio	%	PM024		9.6	23	13	15	14	15
pH	1 pH Units	TM133		7.12 M	6.19 M	5.48 M	7.33 M	6.84 M	6.92 M
Arsenic	<0.6 mg/kg	TM181		8.24 M	7.06 M	9.14 M	32.8 M	26.4 M	20.8 M
Cadmium	<0.02 mg/kg	TM181		0.0448 M	0.312 M	0.552 M	1.07 M	0.813 M	0.89 M
Chromium	<0.9 mg/kg	TM181		10.1 M	6.35 M	12.1 M	13 M	14.4 M	13.4 M
Copper	<1.4 mg/kg	TM181		11.9 M	15.1 M	11.7 M	61.6 M	46.3 M	38.2 M
Lead	<0.7 mg/kg	TM181		14 M	11.9 M	12.4 M	73.5 M	29.5 M	23.6 M
Mercury	<0.14 mg/kg	TM181		<0.14 M	<0.14 M	<0.14 M	<0.14 M	<0.14 M	<0.14 M
Nickel	<0.2 mg/kg	TM181		21.5 M	24.8 M	39.9 M	17.6 M	19.6 M	32.9 M
Selenium	<1 mg/kg	TM181		<1 #	1.23 #	1.66 #	1.15 #	1.03 #	1.18 #
Vanadium	<0.2 mg/kg	TM181		11.6 #	9.24 #	11.2 #	19.4 #	20.6 #	23.5 #
Zinc	<1.9 mg/kg	TM181		63.2 M	48.8 M	68.3 M	117 M	101 M	107 M

CERTIFICATE OF ANALYSIS

SDG:	140706-12	**Location:**	Coed Darcy	**Order Number:**	CD0732
Job:	H_ATKINS_LDC-224	**Customer:**	Atkins Global Ltd	**Report Number:**	278495
Client Reference:	Site Wide Trial Pitting	**Attention:**	Jack Lowrie	**Superseded Report:**	277575

Results Legend

#	ISO17025 accredited.
M	*m*CERTS accredited.
aq	Aqueous / settled sample.
diss.filt	Dissolved / filtered sample.
tot.unfilt	Total / unfiltered sample.
*	Subcontracted test.
**	% recovery of the surrogate standard to check the efficiency of the method. The results of individual compounds within samples aren't corrected for the recovery
(F)	Trigger breach confirmed
1-5&+§@	Sample deviation (see appendix)

Component	LOD/Units	Method	Customer Sample R	IP410	IP410	IP410	IP411	IP411	IP412
			Depth (m)	0.50	1.50	2.50	0.50	1.50	0.50
			Sample Type	Soil/Solid	Soil/Solid	Soil/Solid	Soil/Solid	Soil/Solid	Soil/Solid
			Date Sampled	03/07/2014	03/07/2014	03/07/2014	03/07/2014	03/07/2014	03/07/2014
			Sample Time	.	.	.	.	.	.
			Date Received	06/07/2014	06/07/2014	06/07/2014	06/07/2014	06/07/2014	06/07/2014
			SDG Ref	140706-12	140706-12	140706-12	140706-12	140706-12	140706-12
			Lab Sample No.(s)	9565470	9565474	9565478	9565445	9565453	9566050
			AGS Reference						
Moisture Content Ratio	%	PM024		8.7	8.6	9.9	8.7	6.2	6.9
pH	1 pH Units	TM133		6.31 M	7.46 M	6.29 M	7.99 M	7.38 M	7.76 M
Arsenic	<0.6 mg/kg	TM181		35.5 M	12.4 M	11 M	23.5 M	13.2 M	19.5 M
Cadmium	<0.02 mg/kg	TM181		2.11 M	0.63 M	0.514 M	0.569 M	0.529 M	0.841 M
Chromium	<0.9 mg/kg	TM181		18.9 M	15.4 M	13.7 M	22.7 M	12.9 M	24 M
Copper	<1.4 mg/kg	TM181		60.6 M	21.6 M	18.4 M	46.3 M	23.7 M	34.6 M
Lead	<0.7 mg/kg	TM181		77.7 M	62.1 M	41.1 M	234 M	38.5 M	1020 M
Mercury	<0.14 mg/kg	TM181		<0.14 M	<0.14 M	<0.14 M	<0.14 M	<0.14 M	0.454 M
Nickel	<0.2 mg/kg	TM181		31 M	30.4 M	30.9 M	30.9 M	24.2 M	26.5 M
Selenium	<1 mg/kg	TM181		<10 #	<1 #	<1 #	1.12 #	<1 #	1.51 #
Vanadium	<0.2 mg/kg	TM181		40.1 #	17.7 #	15.9 #	17.2 #	14.7 #	16.1 #
Zinc	<1.9 mg/kg	TM181		159 M	96.9 M	83.3 M	172 M	82.8 M	179 M

CERTIFICATE OF ANALYSIS

SDG:	140706-12	**Location:**	Coed Darcy	**Order Number:**	CD0732
Job:	H_ATKINS_LDC-224	**Customer:**	Atkins Global Ltd	**Report Number:**	278495
Client Reference:	Site Wide Trial Pitting	**Attention:**	Jack Lowrie	**Superseded Report:**	277575

Results Legend

#	ISO17025 accredited.
M	*m*CERTS accredited.
aq	Aqueous / settled sample.
diss.filt	Dissolved / filtered sample.
tot.unfilt	Total / unfiltered sample.
*	Subcontracted test.
**	% recovery of the surrogate standard to check the efficiency of the method. The results of individual compounds within samples aren't corrected for the recovery
(F)	Trigger breach confirmed
1-5&+§@	Sample deviation (see appendix)

Component	LOD/Units	Method	Customer Sample R	IP413	IP422	IP422	IP422	IP423	IP423
			Depth (m)	0.50	0.50	1.50	2.50	0.50	1.50
			Sample Type	Soil/Solid	Soil/Solid	Soil/Solid	Soil/Solid	Soil/Solid	Soil/Solid
			Date Sampled	03/07/2014	03/07/2014	03/07/2014	03/07/2014	03/07/2014	03/07/2014
			Sample Time	.	.	.	.	.	.
			Date Received	06/07/2014	06/07/2014	06/07/2014	06/07/2014	06/07/2014	06/07/2014
			SDG Ref	140706-12	140706-12	140706-12	140706-12	140706-12	140706-12
			Lab Sample No.(s)	9566046	9566062	9566066	9565408	9565412	9565416
			AGS Reference						
Moisture Content Ratio	%	PM024		6.4	8.1	7.6	7.1	7.2	7.2
Soil Organic Matter (SOM)	<0.35 %	TM132		1.78 #					
pH	1 pH Units	TM133		6.99 M	7.88 M	7.01 M	7.06 M	7.21 M	6.85 M
Arsenic	<0.6 mg/kg	TM181		13.4 M	21.9 M	13.6 M	15 M	15.1 M	15.5 M
Cadmium	<0.02 mg/kg	TM181		0.639 M	0.927 M	0.685 M	0.83 M	0.179 M	0.738 M
Chromium	<0.9 mg/kg	TM181		12.8 M	13.6 M	13.4 M	12.3 M	16.3 M	20.8 M
Copper	<1.4 mg/kg	TM181		22.5 M	37.1 M	19.8 M	19.5 M	20.9 M	32.1 M
Lead	<0.7 mg/kg	TM181		39.8 M	60.8 M	32.5 M	34.6 M	38.3 M	174 M
Mercury	<0.14 mg/kg	TM181		<0.14 M	<0.14 M	<0.14 M	<0.14 M	<0.14 M	0.744 M
Nickel	<0.2 mg/kg	TM181		22.3 M	20.2 M	24.8 M	26 M	27.8 M	30.4 M
Selenium	<1 mg/kg	TM181		<1 #	1.14 #	<1 #	<1 #	<1 #	<1 #
Vanadium	<0.2 mg/kg	TM181		16.3 #	19.6 #	20.4 #	15.7 #	23.2 #	21.2 #
Zinc	<1.9 mg/kg	TM181		123 M	215 M	88.6 M	99.2 M	95 M	119 M

CERTIFICATE OF ANALYSIS

SDG:	140706-12	**Location:**	Coed Darcy	**Order Number:**	CD0732
Job:	H_ATKINS_LDC-224	**Customer:**	Atkins Global Ltd	**Report Number:**	278495
Client Reference:	Site Wide Trial Pitting	**Attention:**	Jack Lowrie	**Superseded Report:**	277575

Results Legend

#	ISO17025 accredited.
M	*m*CERTS accredited.
aq	Aqueous / settled sample.
diss.filt	Dissolved / filtered sample.
tot.unfilt	Total / unfiltered sample.
*	Subcontracted test.
**	% recovery of the surrogate standard to check the efficiency of the method. The results of individual compounds within samples aren't corrected for the recovery
(F)	Trigger breach confirmed
1-5&+§@	Sample deviation (see appendix)

Component	LOD/Units	Method	Customer Sample R	IP423	IP424	IP424	IP424	IP424	IP425
			Depth (m)	2.50	0.50	1.50	2.50	3.50	0.50
			Sample Type	Soil/Solid	Soil/Solid	Soil/Solid	Soil/Solid	Soil/Solid	Soil/Solid
			Date Sampled	03/07/2014	03/07/2014	03/07/2014	03/07/2014	03/07/2014	03/07/2014
			Sample Time	.	.	.	.	.	.
			Date Received	06/07/2014	06/07/2014	06/07/2014	06/07/2014	06/07/2014	06/07/2014
			SDG Ref	140706-12	140706-12	140706-12	140706-12	140706-12	140706-12
			Lab Sample No.(s)	9565420	9565498	9565502	9565506	9565510	9566030
			AGS Reference						
Moisture Content Ratio	%	PM024		7.3	8.4	7.5	6.7	6.6	14
pH	1 pH Units	TM133		7.68 M	6.75 M	7.03 M	7.12 M	7.1 M	5.95 M
Arsenic	<0.6 mg/kg	TM181		13.5 M	12.4 M	12.8 M	11.8 M	9.79 M	35.8 M
Cadmium	<0.02 mg/kg	TM181		0.687 M	0.52 M	0.666 M	0.671 M	0.476 M	0.926 M
Chromium	<0.9 mg/kg	TM181		17.5 M	13.5 M	12.8 M	13.9 M	13.3 M	16.5 M
Copper	<1.4 mg/kg	TM181		26.1 M	20.7 M	15.6 M	14.9 M	14.2 M	68.1 M
Lead	<0.7 mg/kg	TM181		143 M	20.9 M	25.8 M	26.6 M	106 M	54.1 M
Mercury	<0.14 mg/kg	TM181		1.05 M	<0.14 M	<0.14 M	<0.14 M	<0.14 M	<0.14 M
Nickel	<0.2 mg/kg	TM181		25.9 M	24.3 M	26.8 M	30.9 M	22.9 M	27.9 M
Selenium	<1 mg/kg	TM181		1.09 #	<1 #	<1 #	<1 #	<1 #	2.32 #
Vanadium	<0.2 mg/kg	TM181		15.6 #	14.6 #	17.9 #	19.9 #	13.5 #	25.6 #
Zinc	<1.9 mg/kg	TM181		112 M	85 M	76.4 M	90.5 M	81.8 M	138 M

CERTIFICATE OF ANALYSIS

SDG:	140706-12	**Location:**	Coed Darcy	**Order Number:**	CD0732
Job:	H_ATKINS_LDC-224	**Customer:**	Atkins Global Ltd	**Report Number:**	278495
Client Reference:	Site Wide Trial Pitting	**Attention:**	Jack Lowrie	**Superseded Report:**	277575

Results Legend

#	ISO17025 accredited.
M	*m*CERTS accredited.
aq	Aqueous / settled sample.
diss.filt	Dissolved / filtered sample.
tot.unfilt	Total / unfiltered sample.
*	Subcontracted test.
**	% recovery of the surrogate standard to check the efficiency of the method. The results of individual compounds within samples aren't corrected for the recovery
(F)	Trigger breach confirmed
1-5&+§@	Sample deviation (see appendix)

Component	LOD/Units	Method	Customer Sample R	IP434	IP434	IP434	IP435	IP435	IP435
			Depth (m)	0.50	1.50	1.80	0.50	1.50	2.50
			Sample Type	Soil/Solid	Soil/Solid	Soil/Solid	Soil/Solid	Soil/Solid	Soil/Solid
			Date Sampled	03/07/2014	03/07/2014	03/07/2014	03/07/2014	03/07/2014	03/07/2014
			Sample Time	.	.	.	.	.	.
			Date Received	06/07/2014	06/07/2014	06/07/2014	06/07/2014	06/07/2014	06/07/2014
			SDG Ref	140706-12	140706-12	140706-12	140706-12	140706-12	140706-12
			Lab Sample No.(s)	9566002	9566006	9566010	9566014	9566018	9566022
			AGS Reference						
Moisture Content Ratio	%	PM024		14	16	10	11	17	7.7
pH	1 pH Units	TM133		6.52 M	6.13 M	6.6 M	6.5 M	6.58 M	6.72 M
Arsenic	<0.6 mg/kg	TM181		41 M	23.5 M	20.1 M	23.9 M	39.7 M	12.6 M
Cadmium	<0.02 mg/kg	TM181		1.43 M	0.417 M	0.6 M	0.84 M	1.36 M	0.417 M
Chromium	<0.9 mg/kg	TM181		14.6 M	15.3 M	14.1 M	18.4 M	16.6 M	11.8 M
Copper	<1.4 mg/kg	TM181		75.3 M	78 M	35.6 M	45.5 M	99.9 M	18.7 M
Lead	<0.7 mg/kg	TM181		47.8 M	24.8 M	21 M	106 M	99.3 M	17.6 M
Mercury	<0.14 mg/kg	TM181		<0.14 M	<0.14 M	<0.14 M	<0.14 M	<0.14 M	<0.14 M
Nickel	<0.2 mg/kg	TM181		22.8 M	20 M	27.3 M	26.6 M	21.8 M	21.4 M
Selenium	<1 mg/kg	TM181		1.55 #	1.19 #	1.43 #	2.2 #	1.45 #	<1 #
Vanadium	<0.2 mg/kg	TM181		21.8 #	19.8 #	19.1 #	22.8 #	25.2 #	16.1 #
Zinc	<1.9 mg/kg	TM181		162 M	70.2 M	86 M	122 M	145 M	65 M

CERTIFICATE OF ANALYSIS

SDG:	140706-12	**Location:**	Coed Darcy	**Order Number:**	CD0732
Job:	H_ATKINS_LDC-224	**Customer:**	Atkins Global Ltd	**Report Number:**	278495
Client Reference:	Site Wide Trial Pitting	**Attention:**	Jack Lowrie	**Superseded Report:**	277575

Results Legend

#	ISO17025 accredited.
M	*m*CERTS accredited.
aq	Aqueous / settled sample.
diss.filt	Dissolved / filtered sample.
tot.unfilt	Total / unfiltered sample.
*	Subcontracted test.
**	% recovery of the surrogate standard to check the efficiency of the method. The results of individual compounds within samples aren't corrected for the recovery
(F)	Trigger breach confirmed
1-5&+§@	Sample deviation (see appendix)

Component	LOD/Units	Method	Customer Sample R	IP437	IP437	IP437	IP438	IP438	IP438
			Depth (m)	0.50	1.50	2.50	0.50	1.50	2.50
			Sample Type	Soil/Solid	Soil/Solid	Soil/Solid	Soil/Solid	Soil/Solid	Soil/Solid
			Date Sampled	03/07/2014	03/07/2014	03/07/2014	03/07/2014	03/07/2014	03/07/2014
			Sample Time	.	.	.	.	.	.
			Date Received	06/07/2014	06/07/2014	06/07/2014	06/07/2014	06/07/2014	06/07/2014
			SDG Ref	140706-12	140706-12	140706-12	140706-12	140706-12	140706-12
			Lab Sample No.(s)	9565482	9565486	9565490	9565457	9565462	9565466
			AGS Reference						
Moisture Content Ratio	%	PM024		7.9	9.9	7.7	6.6	15	9.9
pH	1 pH Units	TM133		6.57 M	6.56 M	6.64 M	6.49 M	7.37 M	6.07 M
Arsenic	<0.6 mg/kg	TM181		23.1 M	23.7 M	9.48 M	21.7 M	30.1 M	14.3 M
Cadmium	<0.02 mg/kg	TM181		0.711 M	1.03 M	0.395 M	0.619 M	2.48 M	0.433 M
Chromium	<0.9 mg/kg	TM181		17.8 M	24.2 M	12.4 M	15.1 M	31 M	13.4 M
Copper	<1.4 mg/kg	TM181		36.6 M	52.6 M	13.7 M	38.4 M	71.7 M	20.9 M
Lead	<0.7 mg/kg	TM181		237 M	307 M	16.2 M	59 M	769 M	32 M
Mercury	<0.14 mg/kg	TM181		0.524 M	0.549 M	<0.14 M	<0.14 M	1.94 M	<0.14 M
Nickel	<0.2 mg/kg	TM181		27.9 M	35.9 M	25.3 M	25.7 M	37.6 M	25 M
Selenium	<1 mg/kg	TM181		<1 #	1.45 #	<1 #	1.91 #	1.09 #	<1 #
Vanadium	<0.2 mg/kg	TM181		14.9 #	19.4 #	15.9 #	18.2 #	22.2 #	16.8 #
Zinc	<1.9 mg/kg	TM181		121 M	158 M	64.7 M	107 M	295 M	71.6 M

CERTIFICATE OF ANALYSIS

SDG:	140706-12	**Location:**	Coed Darcy	**Order Number:**	CD0732
Job:	H_ATKINS_LDC-224	**Customer:**	Atkins Global Ltd	**Report Number:**	278495
Client Reference:	Site Wide Trial Pitting	**Attention:**	Jack Lowrie	**Superseded Report:**	277575

Results Legend

#	ISO17025 accredited.
M	*m*CERTS accredited.
aq	Aqueous / settled sample.
diss.filt	Dissolved / filtered sample.
tot.unfilt	Total / unfiltered sample.
*	Subcontracted test.
**	% recovery of the surrogate standard to check the efficiency of the method. The results of individual compounds within samples aren't corrected for the recovery
(F)	Trigger breach confirmed
1-5&+§@	Sample deviation (see appendix)

Component	LOD/Units	Method	Customer Sample R	IP439	IP439	IP439	IP440	IP440	IP449
			Depth (m)	0.50	1.50	2.50	0.50	1.50	0.50
			Sample Type	Soil/Solid	Soil/Solid	Soil/Solid	Soil/Solid	Soil/Solid	Soil/Solid
			Date Sampled	03/07/2014	03/07/2014	03/07/2014	03/07/2014	03/07/2014	03/07/2014
			Sample Time	.	.	.	.	.	.
			Date Received	06/07/2014	06/07/2014	06/07/2014	06/07/2014	06/07/2014	06/07/2014
			SDG Ref	140706-12	140706-12	140706-12	140706-12	140706-12	140706-12
			Lab Sample No.(s)	9565432	9565436	9565440	9565424	9565428	9565990
			AGS Reference						
Moisture Content Ratio	%	PM024		6.4	11	8.4	10	9.5	16
Soil Organic Matter (SOM)	<0.35 %	TM132					2.12 #		18.8 #
pH	1 pH Units	TM133		6.98 M	7.17 M	7.14 M	6.43 M	7.34 M	7.05 M
Arsenic	<0.6 mg/kg	TM181		15.4 M	25 M	11.3 M	17.6 M	14 M	31.6 M
Cadmium	<0.02 mg/kg	TM181		0.582 M	1.25 M	0.538 M	1.2 M	0.693 M	2.13 M
Chromium	<0.9 mg/kg	TM181		13.8 M	22.8 M	12.7 M	22.5 M	14.4 M	17.8 M
Copper	<1.4 mg/kg	TM181		24.6 M	42.7 M	16.7 M	27.8 M	26.4 M	64.1 M
Lead	<0.7 mg/kg	TM181		51.9 M	233 M	29.6 M	158 M	60.7 M	76.4 M
Mercury	<0.14 mg/kg	TM181		<0.14 M	<0.14 M	<0.14 M	<0.14 M	<0.14 M	<0.14 M
Nickel	<0.2 mg/kg	TM181		24.3 M	28 M	25.6 M	24.7 M	23.6 M	30.2 M
Selenium	<1 mg/kg	TM181		<1 #	<1 #	1.12 #	<1 #	1.06 #	2.02 #
Vanadium	<0.2 mg/kg	TM181		17.4 #	19 #	15.5 #	19.7 #	18.4 #	27.1 #
Zinc	<1.9 mg/kg	TM181		83.9 M	152 M	73.5 M	132 M	93.6 M	326 M

CERTIFICATE OF ANALYSIS

SDG:	140706-12	**Location:**	Coed Darcy	**Order Number:**	CD0732
Job:	H_ATKINS_LDC-224	**Customer:**	Atkins Global Ltd	**Report Number:**	278495
Client Reference:	Site Wide Trial Pitting	**Attention:**	Jack Lowrie	**Superseded Report:**	277575

Results Legend

#	ISO17025 accredited.
M	*m*CERTS accredited.
aq	Aqueous / settled sample.
diss.filt	Dissolved / filtered sample.
tot.unfilt	Total / unfiltered sample.
*	Subcontracted test.
**	% recovery of the surrogate standard to check the efficiency of the method. The results of individual compounds within samples aren't corrected for the recovery
(F)	Trigger breach confirmed
1-5&+§@	Sample deviation (see appendix)

Component	LOD/Units	Method	Customer Sample R	IP449	IP449				
			Depth (m)	1.50	2.30				
			Sample Type	Soil/Solid	Soil/Solid				
			Date Sampled	03/07/2014	03/07/2014				
			Sample Time	.	.				
			Date Received	06/07/2014	06/07/2014				
			SDG Ref	140706-12	140706-12				
			Lab Sample No.(s)	9565994	9565998				
			AGS Reference						
Moisture Content Ratio	%	PM024		22	17				
pH	1 pH Units	TM133		7.02 M	6.71 M				
Arsenic	<0.6 mg/kg	TM181		14 M	30.3 M				
Cadmium	<0.02 mg/kg	TM181		0.536 M	1.02 M				
Chromium	<0.9 mg/kg	TM181		18.5 M	16.2 M				
Copper	<1.4 mg/kg	TM181		79.6 M	38.9 M				
Lead	<0.7 mg/kg	TM181		21.7 M	27.8 M				
Mercury	<0.14 mg/kg	TM181		<0.14 M	<0.14 M				
Nickel	<0.2 mg/kg	TM181		19.5 M	29.3 M				
Selenium	<1 mg/kg	TM181		1.85 #	1.33 #				
Vanadium	<0.2 mg/kg	TM181		23.7 #	22.6 #				
Zinc	<1.9 mg/kg	TM181		77.2 M	112 M				

CERTIFICATE OF ANALYSIS

SDG:	140706-12	**Location:**	Coed Darcy	**Order Number:**	CD0732
Job:	H_ATKINS_LDC-224	**Customer:**	Atkins Global Ltd	**Report Number:**	278495
Client Reference:	Site Wide Trial Pitting	**Attention:**	Jack Lowrie	**Superseded Report:**	277575

PAH by GCMS

Results Legend	
#	ISO17025 accredited.
M	*m*CERTS accredited.
aq	Aqueous / settled sample.
diss.filt	Dissolved / filtered sample.
tot.unfilt	Total / unfiltered sample.
*	Subcontracted test.
**	% recovery of the surrogate standard to check the efficiency of the method. The results of individual compounds within samples aren't corrected for the recovery
(F)	Trigger breach confirmed
1-5&+§@	Sample deviation (see appendix)

Component	LOD/Units	Method	Customer Sample R	IP027	IP027	IP027	IP035	IP035	IP035
			Depth (m)	0.50	1.50	2.50	0.50	1.50	2.50
			Sample Type	Soil/Solid	Soil/Solid	Soil/Solid	Soil/Solid	Soil/Solid	Soil/Solid
			Date Sampled	03/07/2014	03/07/2014	03/07/2014	03/07/2014	03/07/2014	03/07/2014
			Sample Time	.	.	.	.	.	.
			Date Received	06/07/2014	06/07/2014	06/07/2014	06/07/2014	06/07/2014	06/07/2014
			SDG Ref	140706-12	140706-12	140706-12	140706-12	140706-12	140706-12
			Lab Sample No.(s)	9565975	9565978	9565986	9565648	9565652	9565659
			AGS Reference						
Naphthalene-d8 % recovery**	%	TM218		112	102	103	103	98	99
Acenaphthene-d10 % recovery**	%	TM218		110	102	103	103	94.4	95.2
Phenanthrene-d10 % recovery**	%	TM218		104	100	102	101	92.5	92.6
Chrysene-d12 % recovery**	%	TM218		93.6	86.8	87.5	89.9	91.8	90
Perylene-d12 % recovery**	%	TM218		105	86.3	87.7	91.5	95.4	91.7
Naphthalene	<9 µg/kg	TM218		188 @ M	<9 M	<9 M	<9 M	<9 M	<9 M
Acenaphthylene	<12 µg/kg	TM218		33.8 @ M	<12 M	<12 M	<12 M	<12 M	<12 M
Acenaphthene	<8 µg/kg	TM218		88.4 @ M	<8 M	<8 M	<8 M	<8 M	<8 M
Fluorene	<10 µg/kg	TM218		86.6 @ M	<10 M	<10 M	<10 M	<10 M	<10 M
Phenanthrene	<15 µg/kg	TM218		931 @ M	58.2 M	61.6 M	36.3 M	71.5 M	78.4 M
Anthracene	<16 µg/kg	TM218		129 @ M	<16 M	<16 M	<16 M	<16 M	<16 M
Fluoranthene	<17 µg/kg	TM218		1920 @ M	<17 M	29.4 M	22.3 M	<17 M	<17 M
Pyrene	<15 µg/kg	TM218		1430 @ M	<15 M	23.3 M	<15 M	<15 M	<15 M
Benz(a)anthracene	<14 µg/kg	TM218		1120 @ M	<14 M	<14 M	<14 M	<14 M	19.7 M
Chrysene	<10 µg/kg	TM218		1350 @ M	35.9 M	38.2 M	30.9 M	35.9 M	46.8 M
Benzo(b)fluoranthene	<15 µg/kg	TM218		1940 @ M	75.1 M	85 M	60 M	53.3 M	64 M
Benzo(k)fluoranthene	<14 µg/kg	TM218		687 @ M	<14 M	<14 M	<14 M	<14 M	<14 M
Benzo(a)pyrene	<15 µg/kg	TM218		1390 @ M	<15 M	<15 M	<15 M	<15 M	<15 M
Indeno(1,2,3-cd)pyrene	<18 µg/kg	TM218		879 @ M	<18 M	<18 M	<18 M	<18 M	<18 M
Dibenzo(a,h)anthracene	<23 µg/kg	TM218		305 @ M	<23 M	<23 M	<23 M	<23 M	<23 M
Benzo(g,h,i)perylene	<24 µg/kg	TM218		982 @ M	<24 M	28.6 M	<24 M	<24 M	<24 M
PAH, Total Detected USEPA 16	<118 µg/kg	TM218		13500	169	266	150	161	209

CERTIFICATE OF ANALYSIS

SDG:	140706-12	**Location:**	Coed Darcy	**Order Number:**	CD0732
Job:	H_ATKINS_LDC-224	**Customer:**	Atkins Global Ltd	**Report Number:**	278495
Client Reference:	Site Wide Trial Pitting	**Attention:**	Jack Lowrie	**Superseded Report:**	277575

PAH by GCMS

Results Legend	
#	ISO17025 accredited.
M	*m*CERTS accredited.
aq	Aqueous / settled sample.
diss.filt	Dissolved / filtered sample.
tot.unfilt	Total / unfiltered sample.
*	Subcontracted test.
**	% recovery of the surrogate standard to check the efficiency of the method. The results of individual compounds within samples aren't corrected for the recovery
(F)	Trigger breach confirmed
1-5&+§@	Sample deviation (see appendix)

Component	LOD/Units	Method	Customer Sample R	IP035	IP057	IP057	IP060	IP060	IP060
			Depth (m)	3.50	0.40	0.80	0.50	1.00	2.50
			Sample Type	Soil/Solid	Soil/Solid	Soil/Solid	Soil/Solid	Soil/Solid	Soil/Solid
			Date Sampled	03/07/2014	03/07/2014	03/07/2014	03/07/2014	03/07/2014	03/07/2014
			Sample Time	.	.	.	.	.	.
			Date Received	06/07/2014	06/07/2014	06/07/2014	06/07/2014	06/07/2014	06/07/2014
			SDG Ref	140706-12	140706-12	140706-12	140706-12	140706-12	140706-12
			Lab Sample No.(s)	9565663	9565967	9565971	9565619	9565623	9565627
			AGS Reference						
Naphthalene-d8 % recovery**	%	TM218		98.6	91.8	93.4	98.7	96.6	98.2
Acenaphthene-d10 % recovery**	%	TM218		95.3	94.2	92.2	95.6	93.7	95.1
Phenanthrene-d10 % recovery**	%	TM218		93.6	88.3	94.1	92.4	90.6	91.8
Chrysene-d12 % recovery**	%	TM218		91.4	87.5	110	86.3	83.9	83.5
Perylene-d12 % recovery**	%	TM218		93.5	88	120	86	83.1	80.8
Naphthalene	<9 µg/kg	TM218		<9 M	78.3 M	122 M	28.5 M	<9 M	<9 M
Acenaphthylene	<12 µg/kg	TM218		<12 M	111 M	110 M	105 M	20.5 M	<12 M
Acenaphthene	<8 µg/kg	TM218		<8 M	179 M	382 M	<8 M	<8 M	<8 M
Fluorene	<10 µg/kg	TM218		<10 M	397 M	382 M	12.4 M	<10 M	<10 M
Phenanthrene	<15 µg/kg	TM218		78.9 M	1390 M	5110 M	138 M	51.2 M	60 M
Anthracene	<16 µg/kg	TM218		<16 M	1170 M	1020 M	69.9 M	<16 M	<16 M
Fluoranthene	<17 µg/kg	TM218		21.1 M	1920 M	10600 M	480 M	61 M	<17 M
Pyrene	<15 µg/kg	TM218		<15 M	2910 M	8260 M	435 M	55.3 M	<15 M
Benz(a)anthracene	<14 µg/kg	TM218		27.3 M	908 M	5410 M	327 M	54.1 M	<14 M
Chrysene	<10 µg/kg	TM218		41.6 M	1190 M	5490 M	361 M	68.5 M	41.5 M
Benzo(b)fluoranthene	<15 µg/kg	TM218		54.3 M	1470 M	6480 M	801 M	137 M	48.5 M
Benzo(k)fluoranthene	<14 µg/kg	TM218		<14 M	460 M	2730 M	257 M	31.2 M	<14 M
Benzo(a)pyrene	<15 µg/kg	TM218		<15 M	947 M	5740 M	388 M	52.6 M	<15 M
Indeno(1,2,3-cd)pyrene	<18 µg/kg	TM218		<18 M	657 M	3420 M	435 M	58 M	<18 M
Dibenzo(a,h)anthracene	<23 µg/kg	TM218		<23 M	198 M	929 M	145 M	<23 M	<23 M
Benzo(g,h,i)perylene	<24 µg/kg	TM218		<24 M	836 M	3940 M	483 M	64.7 M	<24 M
PAH, Total Detected USEPA 16	<118 µg/kg	TM218		223	14800	60200	4460	655	150

CERTIFICATE OF ANALYSIS

SDG:	140706-12	**Location:**	Coed Darcy	**Order Number:**	CD0732
Job:	H_ATKINS_LDC-224	**Customer:**	Atkins Global Ltd	**Report Number:**	278495
Client Reference:	Site Wide Trial Pitting	**Attention:**	Jack Lowrie	**Superseded Report:**	277575

PAH by GCMS

Results Legend	
#	ISO17025 accredited.
M	*m*CERTS accredited.
aq	Aqueous / settled sample.
diss.filt	Dissolved / filtered sample.
tot.unfilt	Total / unfiltered sample.
*	Subcontracted test.
**	% recovery of the surrogate standard to check the efficiency of the method. The results of individual compounds within samples aren't corrected for the recovery
(F)	Trigger breach confirmed
1-5&+§@	Sample deviation (see appendix)

Component	LOD/Units	Method	Customer Sample R	IP060	IP060	IP060	IP061	IP061	IP061
			Depth (m)	3.50	4.00	5.00	0.50	1.60	2.60
			Sample Type	Soil/Solid	Soil/Solid	Soil/Solid	Soil/Solid	Soil/Solid	Soil/Solid
			Date Sampled	03/07/2014	03/07/2014	03/07/2014	03/07/2014	03/07/2014	03/07/2014
			Sample Time	.	.	.	.	.	.
			Date Received	06/07/2014	06/07/2014	06/07/2014	06/07/2014	06/07/2014	06/07/2014
			SDG Ref	140706-12	140706-12	140706-12	140706-12	140706-12	140706-12
			Lab Sample No.(s)	9565635	9565639	9565644	9565580	9565589	9565593
			AGS Reference						
Naphthalene-d8 % recovery**	%	TM218		96.8	96.9	95.9	108	103	97.6
Acenaphthene-d10 % recovery**	%	TM218		97	97.3	95.6	107	102	95.3
Phenanthrene-d10 % recovery**	%	TM218		94.8	94.8	93.5	105	101	91.6
Chrysene-d12 % recovery**	%	TM218		82.3	82.1	80.9	94.3	88.5	84.4
Perylene-d12 % recovery**	%	TM218		80.1	77.1	78.9	96.2	88.9	81.9
Naphthalene	<9 µg/kg	TM218		29.7 M	82.7 M	30.5 M	<9 M	<9 M	<9 M
Acenaphthylene	<12 µg/kg	TM218		<12 M	<12 M	<12 M	<12 M	<12 M	<12 M
Acenaphthene	<8 µg/kg	TM218		<8 M	<8 M	<8 M	<8 M	<8 M	<8 M
Fluorene	<10 µg/kg	TM218		<10 M	<10 M	<10 M	<10 M	<10 M	<10 M
Phenanthrene	<15 µg/kg	TM218		91.2 M	392 M	107 M	46.8 M	28.7 M	40.3 M
Anthracene	<16 µg/kg	TM218		<16 M	<16 M	<16 M	<16 M	<16 M	<16 M
Fluoranthene	<17 µg/kg	TM218		<17 M	36.1 M	117 M	72.5 M	<17 M	<17 M
Pyrene	<15 µg/kg	TM218		<15 M	<15 M	86.1 M	53 M	<15 M	<15 M
Benz(a)anthracene	<14 µg/kg	TM218		<14 M	<14 M	77.5 M	50.4 M	<14 M	<14 M
Chrysene	<10 µg/kg	TM218		46.1 M	219 M	106 M	77.5 M	15.8 M	22.5 M
Benzo(b)fluoranthene	<15 µg/kg	TM218		54.8 M	243 M	145 M	135 M	24.9 M	32.5 M
Benzo(k)fluoranthene	<14 µg/kg	TM218		<14 M	<14 M	38.6 M	37.7 M	<14 M	<14 M
Benzo(a)pyrene	<15 µg/kg	TM218		<15 M	<15 M	59.6 M	57.2 M	<15 M	<15 M
Indeno(1,2,3-cd)pyrene	<18 µg/kg	TM218		<18 M	<18 M	44.7 M	50.6 M	<18 M	<18 M
Dibenzo(a,h)anthracene	<23 µg/kg	TM218		<23 M	<23 M	<23 M	<23 M	<23 M	<23 M
Benzo(g,h,i)perylene	<24 µg/kg	TM218		<24 M	<24 M	58.8 M	64 M	<24 M	<24 M
PAH, Total Detected USEPA 16	<118 µg/kg	TM218		222	973	871	645	<118	<118

CERTIFICATE OF ANALYSIS

SDG:	140706-12	**Location:**	Coed Darcy	**Order Number:**	CD0732
Job:	H_ATKINS_LDC-224	**Customer:**	Atkins Global Ltd	**Report Number:**	278495
Client Reference:	Site Wide Trial Pitting	**Attention:**	Jack Lowrie	**Superseded Report:**	277575

PAH by GCMS

Results Legend	
#	ISO17025 accredited.
M	*m*CERTS accredited.
aq	Aqueous / settled sample.
diss.filt	Dissolved / filtered sample.
tot.unfilt	Total / unfiltered sample.
*	Subcontracted test.
**	% recovery of the surrogate standard to check the efficiency of the method. The results of individual compounds within samples aren't corrected for the recovery
(F)	Trigger breach confirmed
1-5&+§@	Sample deviation (see appendix)

Component	LOD/Units	Method	Customer Sample R	IP061	IP069	IP069	IP069	IP069	IP070
			Depth (m)	3.60	0.50	1.00	1.70	2.50	0.20
			Sample Type	Soil/Solid	Soil/Solid	Soil/Solid	Soil/Solid	Soil/Solid	Soil/Solid
			Date Sampled	03/07/2014	03/07/2014	03/07/2014	03/07/2014	03/07/2014	03/07/2014
			Sample Time	.	.	.	.	.	.
			Date Received	06/07/2014	06/07/2014	06/07/2014	06/07/2014	06/07/2014	06/07/2014
			SDG Ref	140706-12	140706-12	140706-12	140706-12	140706-12	140706-12
			Lab Sample No.(s)	9565597	9565544	9565548	9565552	9565556	9565560
			AGS Reference						
Naphthalene-d8 % recovery**	%	TM218		101	92.5	98	93.3	99.1	87.9
Acenaphthene-d10 % recovery**	%	TM218		101	92.4	98.9	91.2	96.3	87.7
Phenanthrene-d10 % recovery**	%	TM218		99.2	89.4	97.2	89.6	95.6	86
Chrysene-d12 % recovery**	%	TM218		87.4	79.4	99.9	75.6	85.1	80.2
Perylene-d12 % recovery**	%	TM218		88.7	71.9	99.6	63.5	83.5	75.2
Naphthalene	<9 µg/kg	TM218		<9 #	<9 M	<9 M	114 M	13.6 M	61.8 M
Acenaphthylene	<12 µg/kg	TM218		<12 #	<12 M	<12 M	<12 M	<12 M	107 M
Acenaphthene	<8 µg/kg	TM218		<8 #	<8 M	<8 M	<8 M	<8 M	81.9 M
Fluorene	<10 µg/kg	TM218		<10 #	<10 M	<10 M	<10 M	<10 M	69.5 M
Phenanthrene	<15 µg/kg	TM218		91.5 #	92.6 M	93.7 M	1960 M	250 M	749 M
Anthracene	<16 µg/kg	TM218		<16 #	<16 M	<16 M	<16 M	<16 M	197 M
Fluoranthene	<17 µg/kg	TM218		<17 #	29.2 M	<17 M	173 M	25.1 M	2100 M
Pyrene	<15 µg/kg	TM218		<15 #	19 M	<15 M	28.1 M	<15 M	1700 M
Benz(a)anthracene	<14 µg/kg	TM218		<14 #	<14 M	<14 M	<14 M	<14 M	1210 M
Chrysene	<10 µg/kg	TM218		45.6 #	49.4 M	41.3 M	1190 M	147 M	1510 M
Benzo(b)fluoranthene	<15 µg/kg	TM218		45.7 #	47.1 M	62.5 M	1180 M	145 M	2780 M
Benzo(k)fluoranthene	<14 µg/kg	TM218		<14 #	<14 M	<14 M	<14 M	<14 M	851 M
Benzo(a)pyrene	<15 µg/kg	TM218		<15 #	<15 M	<15 M	<15 M	<15 M	1430 M
Indeno(1,2,3-cd)pyrene	<18 µg/kg	TM218		<18 #	<18 M	<18 M	<18 M	<18 M	1180 M
Dibenzo(a,h)anthracene	<23 µg/kg	TM218		<23 #	<23 M	<23 M	68.3 M	<23 M	443 M
Benzo(g,h,i)perylene	<24 µg/kg	TM218		<24 #	<24 M	<24 M	<24 M	<24 M	1350 M
PAH, Total Detected USEPA 16	<118 µg/kg	TM218		183	237	198	4720	582	15800

CERTIFICATE OF ANALYSIS

SDG:	140706-12	**Location:**	Coed Darcy	**Order Number:**	CD0732
Job:	H_ATKINS_LDC-224	**Customer:**	Atkins Global Ltd	**Report Number:**	278495
Client Reference:	Site Wide Trial Pitting	**Attention:**	Jack Lowrie	**Superseded Report:**	277575

PAH by GCMS

Results Legend	
#	ISO17025 accredited.
M	*m*CERTS accredited.
aq	Aqueous / settled sample.
diss.filt	Dissolved / filtered sample.
tot.unfilt	Total / unfiltered sample.
*	Subcontracted test.
**	% recovery of the surrogate standard to check the efficiency of the method. The results of individual compounds within samples aren't corrected for the recovery
(F)	Trigger breach confirmed
1-5&+§@	Sample deviation (see appendix)

Component	LOD/Units	Method	Customer Sample R	IP070	IP070	IP071	IP071	IP072	IP072
			Depth (m)	0.50	1.50	0.50	1.50	0.50	1.50
			Sample Type	Soil/Solid	Soil/Solid	Soil/Solid	Soil/Solid	Soil/Solid	Soil/Solid
			Date Sampled	03/07/2014	03/07/2014	03/07/2014	03/07/2014	03/07/2014	03/07/2014
			Sample Time	.	.	.	.	.	.
			Date Received	06/07/2014	06/07/2014	06/07/2014	06/07/2014	06/07/2014	06/07/2014
			SDG Ref	140706-12	140706-12	140706-12	140706-12	140706-12	140706-12
			Lab Sample No.(s)	9565564	9565568	9565572	9565576	9565601	9565605
			AGS Reference						
Naphthalene-d8 % recovery**	%	TM218		90.2	91.3	92	96.4	94	102
Acenaphthene-d10 % recovery**	%	TM218		92.1	92.6	93.2	97.4	93.7	97.6
Phenanthrene-d10 % recovery**	%	TM218		90	90.4	90.6	96.1	92.3	95.1
Chrysene-d12 % recovery**	%	TM218		85.1	84.6	84.2	98.7	86.2	89.6
Perylene-d12 % recovery**	%	TM218		85.7	82	81.7	97.9	88.4	89.1
Naphthalene	<9 µg/kg	TM218		<9 M	16.7 M	22.9 M	<9 M	60.9 M	14.4 M
Acenaphthylene	<12 µg/kg	TM218		<12 M	<12 M	<12 M	<12 M	14.2 M	<12 M
Acenaphthene	<8 µg/kg	TM218		<8 M	<8 M	<8 M	<8 M	9.68 M	<8 M
Fluorene	<10 µg/kg	TM218		<10 M	<10 M	<10 M	<10 M	<10 M	<10 M
Phenanthrene	<15 µg/kg	TM218		72.2 M	312 M	167 M	89.2 M	239 M	56.2 M
Anthracene	<16 µg/kg	TM218		<16 M	<16 M	<16 M	<16 M	19.8 M	<16 M
Fluoranthene	<17 µg/kg	TM218		62.9 M	24.6 M	39.9 M	<17 M	298 M	<17 M
Pyrene	<15 µg/kg	TM218		51.4 M	<15 M	28.1 M	<15 M	220 M	<15 M
Benz(a)anthracene	<14 µg/kg	TM218		46.2 M	<14 M	17.9 M	<14 M	161 M	<14 M
Chrysene	<10 µg/kg	TM218		61.4 M	119 M	72.2 M	44.6 M	292 M	27.3 M
Benzo(b)fluoranthene	<15 µg/kg	TM218		116 M	108 M	78.4 M	37.1 M	385 M	37.4 M
Benzo(k)fluoranthene	<14 µg/kg	TM218		29.3 M	<14 M	17.6 M	<14 M	122 M	<14 M
Benzo(a)pyrene	<15 µg/kg	TM218		50.8 M	<15 M	18.7 M	<15 M	200 M	<15 M
Indeno(1,2,3-cd)pyrene	<18 µg/kg	TM218		53.6 M	<18 M	<18 M	<18 M	183 M	<18 M
Dibenzo(a,h)anthracene	<23 µg/kg	TM218		<23 M	<23 M	<23 M	<23 M	66.8 M	<23 M
Benzo(g,h,i)perylene	<24 µg/kg	TM218		62 M	<24 M	<24 M	<24 M	210 M	<24 M
PAH, Total Detected USEPA 16	<118 µg/kg	TM218		605	580	463	171	2480	135

CERTIFICATE OF ANALYSIS

SDG:	140706-12	**Location:**	Coed Darcy	**Order Number:**	CD0732
Job:	H_ATKINS_LDC-224	**Customer:**	Atkins Global Ltd	**Report Number:**	278495
Client Reference:	Site Wide Trial Pitting	**Attention:**	Jack Lowrie	**Superseded Report:**	277575

PAH by GCMS

Results Legend	
#	ISO17025 accredited.
M	*m*CERTS accredited.
aq	Aqueous / settled sample.
diss.filt	Dissolved / filtered sample.
tot.unfilt	Total / unfiltered sample.
*	Subcontracted test.
**	% recovery of the surrogate standard to check the efficiency of the method. The results of individual compounds within samples aren't corrected for the recovery
(F)	Trigger breach confirmed
1-5&+§@	Sample deviation (see appendix)

Component	LOD/Units	Method	Customer Sample R	IP072	IP072	IP077	IP077	IP077	IP085
			Depth (m)	2.50	3.50	0.50	1.30	2.50	0.50
			Sample Type	Soil/Solid	Soil/Solid	Soil/Solid	Soil/Solid	Soil/Solid	Soil/Solid
			Date Sampled	03/07/2014	03/07/2014	03/07/2014	03/07/2014	03/07/2014	03/07/2014
			Sample Time	.	.	.	.	.	.
			Date Received	06/07/2014	06/07/2014	06/07/2014	06/07/2014	06/07/2014	06/07/2014
			SDG Ref	140706-12	140706-12	140706-12	140706-12	140706-12	140706-12
			Lab Sample No.(s)	9565609	9565615	9565514	9565518	9565522	9565883
			AGS Reference						
Naphthalene-d8 % recovery**	%	TM218		101	96.4	89.7	85.8	92.1	91.4
Acenaphthene-d10 % recovery**	%	TM218		97.3	93.7	90	91.8	94.5	92.6
Phenanthrene-d10 % recovery**	%	TM218		94.9	90.3	89.1	100	98.7	90.3
Chrysene-d12 % recovery**	%	TM218		88.9	82.8	87	107	101	87.1
Perylene-d12 % recovery**	%	TM218		87.9	81.6	96.3	125	116	84.2
Naphthalene	<9 µg/kg	TM218		40 M	18.6 M	65.9 M	455 M	48.7 M	<9 M
Acenaphthylene	<12 µg/kg	TM218		<12 M	<12 M	101 M	272 M	90.2 M	<12 M
Acenaphthene	<8 µg/kg	TM218		<8 M	<8 M	110 M	3040 M	94.1 M	<8 M
Fluorene	<10 µg/kg	TM218		<10 M	<10 M	359 M	5250 M	302 M	<10 M
Phenanthrene	<15 µg/kg	TM218		60.4 M	97.4 M	406 M	12700 M	597 M	58.1 M
Anthracene	<16 µg/kg	TM218		<16 M	<16 M	499 M	12200 M	424 M	34.2 M
Fluoranthene	<17 µg/kg	TM218		<17 M	<17 M	283 M	2780 M	335 M	<17 M
Pyrene	<15 µg/kg	TM218		<15 M	<15 M	848 M	11300 M	790 M	<15 M
Benz(a)anthracene	<14 µg/kg	TM218		<14 M	<14 M	150 M	1140 M	165 M	<14 M
Chrysene	<10 µg/kg	TM218		20.5 M	45.8 M	610 M	4010 M	251 M	26.5 M
Benzo(b)fluoranthene	<15 µg/kg	TM218		35.1 M	38 M	222 M	1310 M	342 M	42.8 M
Benzo(k)fluoranthene	<14 µg/kg	TM218		<14 M	<14 M	102 M	280 M	86.2 M	<14 M
Benzo(a)pyrene	<15 µg/kg	TM218		<15 M	<15 M	231 M	593 M	177 M	<15 M
Indeno(1,2,3-cd)pyrene	<18 µg/kg	TM218		<18 M	<18 M	138 M	242 M	103 M	<18 M
Dibenzo(a,h)anthracene	<23 µg/kg	TM218		<23 M	<23 M	128 M	175 M	45.2 M	<23 M
Benzo(g,h,i)perylene	<24 µg/kg	TM218		<24 M	<24 M	170 M	425 M	156 M	<24 M
PAH, Total Detected USEPA 16	<118 µg/kg	TM218		156	200	4420	56100	4010	161

CERTIFICATE OF ANALYSIS

SDG:	140706-12	**Location:**	Coed Darcy	**Order Number:**	CD0732
Job:	H_ATKINS_LDC-224	**Customer:**	Atkins Global Ltd	**Report Number:**	278495
Client Reference:	Site Wide Trial Pitting	**Attention:**	Jack Lowrie	**Superseded Report:**	277575

PAH by GCMS

Results Legend	
#	ISO17025 accredited.
M	*m*CERTS accredited.
aq	Aqueous / settled sample.
diss.filt	Dissolved / filtered sample.
tot.unfilt	Total / unfiltered sample.
*	Subcontracted test.
**	% recovery of the surrogate standard to check the efficiency of the method. The results of individual compounds within samples aren't corrected for the recovery
(F)	Trigger breach confirmed
1-5&+§@	Sample deviation (see appendix)

Component	LOD/Units	Method	Customer Sample R	IP085	IP085	IP093	IP093	IP093	IP093
			Depth (m)	1.50	2.50	0.50	1.50	2.50	3.50
			Sample Type	Soil/Solid	Soil/Solid	Soil/Solid	Soil/Solid	Soil/Solid	Soil/Solid
			Date Sampled	03/07/2014	03/07/2014	03/07/2014	03/07/2014	03/07/2014	03/07/2014
			Sample Time	.	.	.	.	.	.
			Date Received	06/07/2014	06/07/2014	06/07/2014	06/07/2014	06/07/2014	06/07/2014
			SDG Ref	140706-12	140706-12	140706-12	140706-12	140706-12	140706-12
			Lab Sample No.(s)	9565887	9565891	9565766	9565771	9565775	9565779
			AGS Reference						
Naphthalene-d8 % recovery**	%	TM218		102	98.3	93.7	100	98.8	96.9
Acenaphthene-d10 % recovery**	%	TM218		102	99.6	96.8	101	99.7	98.4
Phenanthrene-d10 % recovery**	%	TM218		101	98.9	98.5	98.7	97.5	97.9
Chrysene-d12 % recovery**	%	TM218		89.6	99.4	99.6	90.3	91.1	92.8
Perylene-d12 % recovery**	%	TM218		91.9	115	118	92.8	94.6	97.5
Naphthalene	<9 µg/kg	TM218		<9 #	<9 M	55.7 M	17.5 M	33.9 M	14.3 M
Acenaphthylene	<12 µg/kg	TM218		<12 #	<12 M	50.6 M	<12 M	<12 M	<12 M
Acenaphthene	<8 µg/kg	TM218		<8 #	<8 M	296 M	<8 M	18.3 M	10.9 M
Fluorene	<10 µg/kg	TM218		<10 #	16.3 M	513 M	33.6 M	78.2 M	22.4 M
Phenanthrene	<15 µg/kg	TM218		77.2 #	38.9 M	2310 M	74.3 M	88.2 M	149 M
Anthracene	<16 µg/kg	TM218		<16 #	74.8 M	1710 M	<16 M	50.7 M	47 M
Fluoranthene	<17 µg/kg	TM218		<17 #	22.2 M	769 M	<17 M	23.6 M	140 M
Pyrene	<15 µg/kg	TM218		<15 #	58.8 M	2010 M	<15 M	47.3 M	132 M
Benz(a)anthracene	<14 µg/kg	TM218		<14 #	<14 M	326 M	<14 M	<14 M	71.4 M
Chrysene	<10 µg/kg	TM218		44.5 #	24.1 M	651 M	29.9 M	36.2 M	78.6 M
Benzo(b)fluoranthene	<15 µg/kg	TM218		54.3 #	54.5 M	455 M	35.8 M	37.7 M	150 M
Benzo(k)fluoranthene	<14 µg/kg	TM218		<14 #	<14 M	107 M	<14 M	<14 M	46.9 M
Benzo(a)pyrene	<15 µg/kg	TM218		<15 #	22.3 M	247 M	<15 M	<15 M	89.1 M
Indeno(1,2,3-cd)pyrene	<18 µg/kg	TM218		<18 #	23 M	141 M	<18 M	<18 M	73.6 M
Dibenzo(a,h)anthracene	<23 µg/kg	TM218		<23 #	<23 M	52.2 M	<23 M	<23 M	<23 M
Benzo(g,h,i)perylene	<24 µg/kg	TM218		<24 #	43.9 M	193 M	<24 M	<24 M	110 M
PAH, Total Detected USEPA 16	<118 µg/kg	TM218		176	379	9900	191	414	1140

CERTIFICATE OF ANALYSIS

SDG:	140706-12	**Location:**	Coed Darcy	**Order Number:**	CD0732
Job:	H_ATKINS_LDC-224	**Customer:**	Atkins Global Ltd	**Report Number:**	278495
Client Reference:	Site Wide Trial Pitting	**Attention:**	Jack Lowrie	**Superseded Report:**	277575

PAH by GCMS

Results Legend	
#	ISO17025 accredited.
M	*m*CERTS accredited.
aq	Aqueous / settled sample.
diss.filt	Dissolved / filtered sample.
tot.unfilt	Total / unfiltered sample.
*	Subcontracted test.
**	% recovery of the surrogate standard to check the efficiency of the method. The results of individual compounds within samples aren't corrected for the recovery
(F)	Trigger breach confirmed
1-5&+§@	Sample deviation (see appendix)

Component	LOD/Units	Method	Customer Sample R	IP094	IP094	IP094	IP094	IP094	IP095
			Depth (m)	0.50	1.50	2.50	3.30	3.80	0.40
			Sample Type	Soil/Solid	Soil/Solid	Soil/Solid	Soil/Solid	Soil/Solid	Soil/Solid
			Date Sampled	03/07/2014	03/07/2014	03/07/2014	03/07/2014	03/07/2014	03/07/2014
			Sample Time	.	.	.	.	.	.
			Date Received	06/07/2014	06/07/2014	06/07/2014	06/07/2014	06/07/2014	06/07/2014
			SDG Ref	140706-12	140706-12	140706-12	140706-12	140706-12	140706-12
			Lab Sample No.(s)	9565816	9565820	9565824	9565827	9565831	9565959
			AGS Reference						
Naphthalene-d8 % recovery**	%	TM218		91.8	101	105	99.9	94.5	91.1
Acenaphthene-d10 % recovery**	%	TM218		96.2	99.2	103	99.5	95.3	90.7
Phenanthrene-d10 % recovery**	%	TM218		93	94.9	98.6	92.5	93.2	82.4
Chrysene-d12 % recovery**	%	TM218		93.5	95.8	98.1	98	94	84.1
Perylene-d12 % recovery**	%	TM218		108	101	99.7	100	102	85.4
Naphthalene	<9 µg/kg	TM218		19 M	44.4 M	172 M	1300 M	440 M	74.6 M
Acenaphthylene	<12 µg/kg	TM218		30 M	42.3 M	106 M	517 M	200 M	92.1 M
Acenaphthene	<8 µg/kg	TM218		23.6 M	138 M	473 M	2700 M	967 M	479 M
Fluorene	<10 µg/kg	TM218		<10 M	170 M	995 M	4920 M	1710 M	798 M
Phenanthrene	<15 µg/kg	TM218		219 M	1130 M	2030 M	5510 M	2140 M	2480 M
Anthracene	<16 µg/kg	TM218		181 M	380 M	579 M	2490 M	958 M	1920 M
Fluoranthene	<17 µg/kg	TM218		291 M	1390 M	58.6 M	270 M	191 M	527 M
Pyrene	<15 µg/kg	TM218		390 M	1140 M	173 M	752 M	305 M	1290 M
Benz(a)anthracene	<14 µg/kg	TM218		180 M	634 M	<14 M	78.9 M	74.7 M	169 M
Chrysene	<10 µg/kg	TM218		143 M	659 M	20.9 M	173 M	110 M	536 M
Benzo(b)fluoranthene	<15 µg/kg	TM218		272 M	785 M	<15 M	106 M	100 M	208 M
Benzo(k)fluoranthene	<14 µg/kg	TM218		73.8 M	257 M	<14 M	<14 M	29 M	32.4 M
Benzo(a)pyrene	<15 µg/kg	TM218		172 M	505 M	<15 M	28.9 M	45.3 M	67.2 M
Indeno(1,2,3-cd)pyrene	<18 µg/kg	TM218		87 M	363 M	<18 M	<18 M	26.9 M	43.2 M
Dibenzo(a,h)anthracene	<23 µg/kg	TM218		34.4 M	117 M	<23 M	<23 M	<23 M	27 M
Benzo(g,h,i)perylene	<24 µg/kg	TM218		121 M	470 M	<24 M	<24 M	42 M	67.4 M
PAH, Total Detected USEPA 16	<118 µg/kg	TM218		2240	8230	4610	18900	7340	8800

CERTIFICATE OF ANALYSIS

SDG:	140706-12	**Location:**	Coed Darcy	**Order Number:**	CD0732
Job:	H_ATKINS_LDC-224	**Customer:**	Atkins Global Ltd	**Report Number:**	278495
Client Reference:	Site Wide Trial Pitting	**Attention:**	Jack Lowrie	**Superseded Report:**	277575

PAH by GCMS

Results Legend	
#	ISO17025 accredited.
M	*m*CERTS accredited.
aq	Aqueous / settled sample.
diss.filt	Dissolved / filtered sample.
tot.unfilt	Total / unfiltered sample.
*	Subcontracted test.
**	% recovery of the surrogate standard to check the efficiency of the method. The results of individual compounds within samples aren't corrected for the recovery
(F)	Trigger breach confirmed
1-5&+§@	Sample deviation (see appendix)

Component	LOD/Units	Method	Customer Sample R	IP095	IP101	IP101	IP101	IP120	IP120
			Depth (m)	1.20	0.20	0.70	1.50	0.50	1.50
			Sample Type	Soil/Solid	Soil/Solid	Soil/Solid	Soil/Solid	Soil/Solid	Soil/Solid
			Date Sampled	03/07/2014	03/07/2014	03/07/2014	03/07/2014	03/07/2014	03/07/2014
			Sample Time	.	.	.	.	.	.
			Date Received	06/07/2014	06/07/2014	06/07/2014	06/07/2014	06/07/2014	06/07/2014
			SDG Ref	140706-12	140706-12	140706-12	140706-12	140706-12	140706-12
			Lab Sample No.(s)	9565963	9565526	9565531	9565535	9565951	9565955
			AGS Reference						
Naphthalene-d8 % recovery**	%	TM218		103	92.6	90	97.4	91.8	92.2
Acenaphthene-d10 % recovery**	%	TM218		103	92.7	90.7	97.9	92.5	99.4
Phenanthrene-d10 % recovery**	%	TM218		98.7	90.4	89.4	95.3	87.9	108
Chrysene-d12 % recovery**	%	TM218		91.6	82.8	87.1	83.2	87.4	118
Perylene-d12 % recovery**	%	TM218		98.1	77.5	82.6	78.5	85.2	108
Naphthalene	<9 µg/kg	TM218		236 M	31.3 M	176 M	<9 M	24.9 M	89.6 M
Acenaphthylene	<12 µg/kg	TM218		109 M	36 M	43.5 M	<12 M	22.4 M	150 M
Acenaphthene	<8 µg/kg	TM218		401 M	19 M	1520 M	<8 M	69.4 M	265 M
Fluorene	<10 µg/kg	TM218		888 M	18.7 M	1330 M	<10 M	131 M	595 M
Phenanthrene	<15 µg/kg	TM218		1900 M	320 M	19400 M	252 M	454 M	2310 M
Anthracene	<16 µg/kg	TM218		475 M	65.3 M	3810 M	<16 M	516 M	636 M
Fluoranthene	<17 µg/kg	TM218		1220 M	744 M	56800 M	22.5 M	159 M	4580 M
Pyrene	<15 µg/kg	TM218		1030 M	588 M	44200 M	<15 M	488 M	3740 M
Benz(a)anthracene	<14 µg/kg	TM218		433 M	352 M	32300 M	<14 M	68.4 M	1940 M
Chrysene	<10 µg/kg	TM218		447 M	429 M	29800 M	164 M	189 M	2110 M
Benzo(b)fluoranthene	<15 µg/kg	TM218		836 M	783 M	42800 M	125 M	133 M	2310 M
Benzo(k)fluoranthene	<14 µg/kg	TM218		258 M	242 M	15200 M	<14 M	19.1 M	1060 M
Benzo(a)pyrene	<15 µg/kg	TM218		566 M	379 M	26600 M	<15 M	37.6 M	2010 M
Indeno(1,2,3-cd)pyrene	<18 µg/kg	TM218		541 M	294 M	14700 M	<18 M	23.4 M	1400 M
Dibenzo(a,h)anthracene	<23 µg/kg	TM218		136 M	103 M	5710 M	<23 M	<23 M	365 M
Benzo(g,h,i)perylene	<24 µg/kg	TM218		806 M	341 M	15500 M	<24 M	34.9 M	2440 M
PAH, Total Detected USEPA 16	<118 µg/kg	TM218		10300	4740	310000	563	2370	26000

CERTIFICATE OF ANALYSIS

SDG:	140706-12	**Location:**	Coed Darcy	**Order Number:**	CD0732
Job:	H_ATKINS_LDC-224	**Customer:**	Atkins Global Ltd	**Report Number:**	278495
Client Reference:	Site Wide Trial Pitting	**Attention:**	Jack Lowrie	**Superseded Report:**	277575

PAH by GCMS

Results Legend	
#	ISO17025 accredited.
M	*m*CERTS accredited.
aq	Aqueous / settled sample.
diss.filt	Dissolved / filtered sample.
tot.unfilt	Total / unfiltered sample.
*	Subcontracted test.
**	% recovery of the surrogate standard to check the efficiency of the method. The results of individual compounds within samples aren't corrected for the recovery
(F)	Trigger breach confirmed
1-5&+§@	Sample deviation (see appendix)

Component	LOD/Units	Method	Customer Sample R	IP121	IP121	IP121	IP121	IP122	IP122
			Depth (m)	0.50	1.50	2.50	3.70	0.50	1.50
			Sample Type	Soil/Solid	Soil/Solid	Soil/Solid	Soil/Solid	Soil/Solid	Soil/Solid
			Date Sampled	03/07/2014	03/07/2014	03/07/2014	03/07/2014	03/07/2014	03/07/2014
			Sample Time	.	.	.	.	.	.
			Date Received	06/07/2014	06/07/2014	06/07/2014	06/07/2014	06/07/2014	06/07/2014
			SDG Ref	140706-12	140706-12	140706-12	140706-12	140706-12	140706-12
			Lab Sample No.(s)	9565931	9565935	9565943	9565947	9565835	9565839
			AGS Reference						
Naphthalene-d8 % recovery**	%	TM218		103	96.5	95.9	93.2	98.2	99.9
Acenaphthene-d10 % recovery**	%	TM218		104	101	101	100	107	97.9
Phenanthrene-d10 % recovery**	%	TM218		100	105	102	106	98.1	94.9
Chrysene-d12 % recovery**	%	TM218		89	111	103	112	104	92.5
Perylene-d12 % recovery**	%	TM218		99.2	103	105	99.9	105	96.2
Naphthalene	<9 µg/kg	TM218		16.2 M	55.2 M	150 M	150 M	1030 M	<9 M
Acenaphthylene	<12 µg/kg	TM218		24.5 M	86.1 M	163 M	145 M	592 M	<12 M
Acenaphthene	<8 µg/kg	TM218		60.2 M	250 M	305 M	291 M	6710 M	<8 M
Fluorene	<10 µg/kg	TM218		64.6 M	236 M	1130 M	858 M	13500 M	<10 M
Phenanthrene	<15 µg/kg	TM218		237 M	3780 M	1400 M	1410 M	37600 M	42.7 M
Anthracene	<16 µg/kg	TM218		302 M	615 M	436 M	386 M	21600 M	<16 M
Fluoranthene	<17 µg/kg	TM218		185 M	6660 M	44.3 M	54.3 M	4660 M	<17 M
Pyrene	<15 µg/kg	TM218		436 M	4870 M	131 M	171 M	15300 M	<15 M
Benz(a)anthracene	<14 µg/kg	TM218		96.1 M	2530 M	43.4 M	42 M	1710 M	<14 M
Chrysene	<10 µg/kg	TM218		186 M	2440 M	64.4 M	132 M	4750 M	19 M
Benzo(b)fluoranthene	<15 µg/kg	TM218		192 M	2850 M	42.8 M	64.9 M	1330 M	<15 M
Benzo(k)fluoranthene	<14 µg/kg	TM218		43.4 M	1200 M	<14 M	<14 M	228 M	<14 M
Benzo(a)pyrene	<15 µg/kg	TM218		86.1 M	2080 M	<15 M	<15 M	675 M	<15 M
Indeno(1,2,3-cd)pyrene	<18 µg/kg	TM218		54.7 M	1460 M	<18 M	<18 M	389 M	<18 M
Dibenzo(a,h)anthracene	<23 µg/kg	TM218		<23 M	389 M	<23 M	<23 M	265 M	<23 M
Benzo(g,h,i)perylene	<24 µg/kg	TM218		77.1 M	2150 M	<24 M	<24 M	618 M	<24 M
PAH, Total Detected USEPA 16	<118 µg/kg	TM218		2060	31700	3910	3700	111000	<118

CERTIFICATE OF ANALYSIS

SDG:	140706-12	**Location:**	Coed Darcy	**Order Number:**	CD0732
Job:	H_ATKINS_LDC-224	**Customer:**	Atkins Global Ltd	**Report Number:**	278495
Client Reference:	Site Wide Trial Pitting	**Attention:**	Jack Lowrie	**Superseded Report:**	277575

PAH by GCMS

Results Legend	
#	ISO17025 accredited.
M	*m*CERTS accredited.
aq	Aqueous / settled sample.
diss.filt	Dissolved / filtered sample.
tot.unfilt	Total / unfiltered sample.
*	Subcontracted test.
**	% recovery of the surrogate standard to check the efficiency of the method. The results of individual compounds within samples aren't corrected for the recovery
(F)	Trigger breach confirmed
1-5&+§@	Sample deviation (see appendix)

Component	LOD/Units	Method	Customer Sample R	IP122	IP122	IP122	IP123	IP123	IP123
			Depth (m)	2.50	3.50	4.50	0.50	1.10	2.10
			Sample Type	Soil/Solid	Soil/Solid	Soil/Solid	Soil/Solid	Soil/Solid	Soil/Solid
			Date Sampled	03/07/2014	03/07/2014	03/07/2014	03/07/2014	03/07/2014	03/07/2014
			Sample Time	.	.	.	.	.	.
			Date Received	06/07/2014	06/07/2014	06/07/2014	06/07/2014	06/07/2014	06/07/2014
			SDG Ref	140706-12	140706-12	140706-12	140706-12	140706-12	140706-12
			Lab Sample No.(s)	9565843	9565847	9565855	9565796	9565800	9565804
			AGS Reference						
Naphthalene-d8 % recovery**	%	TM218		100	103	100	94.7	101	99.7
Acenaphthene-d10 % recovery**	%	TM218		97.5	99.6	97.7	95.6	98.5	99.6
Phenanthrene-d10 % recovery**	%	TM218		94.4	95.5	93.7	88.6	96	99
Chrysene-d12 % recovery**	%	TM218		90.1	97.6	94.4	93.2	94.5	91.2
Perylene-d12 % recovery**	%	TM218		92.5	102	98.3	112	97.8	92.2
Naphthalene	<9 µg/kg	TM218		14.5 M	433 M	187 M	36.6 M	<9 M	<9 M
Acenaphthylene	<12 µg/kg	TM218		<12 M	134 M	93.1 M	74.1 M	<12 M	<12 M
Acenaphthene	<8 µg/kg	TM218		<8 M	429 M	191 M	504 M	<8 M	<8 M
Fluorene	<10 µg/kg	TM218		<10 M	1270 M	657 M	518 M	<10 M	<10 M
Phenanthrene	<15 µg/kg	TM218		81 M	1930 M	1210 M	1370 M	51.2 M	<15 M
Anthracene	<16 µg/kg	TM218		<16 M	508 M	311 M	1660 M	<16 M	<16 M
Fluoranthene	<17 µg/kg	TM218		58.3 M	57.9 M	85.2 M	517 M	<17 M	<17 M
Pyrene	<15 µg/kg	TM218		41.4 M	141 M	171 M	1700 M	<15 M	<15 M
Benz(a)anthracene	<14 µg/kg	TM218		44.5 M	55.7 M	45 M	201 M	23 M	<14 M
Chrysene	<10 µg/kg	TM218		46.4 M	177 M	124 M	489 M	22.9 M	<10 M
Benzo(b)fluoranthene	<15 µg/kg	TM218		60.5 M	103 M	90.2 M	249 M	23 M	18.6 M
Benzo(k)fluoranthene	<14 µg/kg	TM218		<14 M	<14 M	<14 M	38.7 M	<14 M	<14 M
Benzo(a)pyrene	<15 µg/kg	TM218		27.4 M	18.9 M	<15 M	111 M	<15 M	<15 M
Indeno(1,2,3-cd)pyrene	<18 µg/kg	TM218		<18 M	<18 M	<18 M	52 M	<18 M	<18 M
Dibenzo(a,h)anthracene	<23 µg/kg	TM218		<23 M	<23 M	<23 M	33.3 M	<23 M	<23 M
Benzo(g,h,i)perylene	<24 µg/kg	TM218		<24 M	<24 M	<24 M	87.3 M	<24 M	<24 M
PAH, Total Detected USEPA 16	<118 µg/kg	TM218		374	5260	3170	7640	120	<118

CERTIFICATE OF ANALYSIS

SDG:	140706-12	**Location:**	Coed Darcy	**Order Number:**	CD0732
Job:	H_ATKINS_LDC-224	**Customer:**	Atkins Global Ltd	**Report Number:**	278495
Client Reference:	Site Wide Trial Pitting	**Attention:**	Jack Lowrie	**Superseded Report:**	277575

PAH by GCMS

Results Legend	
#	ISO17025 accredited.
M	*m*CERTS accredited.
aq	Aqueous / settled sample.
diss.filt	Dissolved / filtered sample.
tot.unfilt	Total / unfiltered sample.
*	Subcontracted test.
**	% recovery of the surrogate standard to check the efficiency of the method. The results of individual compounds within samples aren't corrected for the recovery
(F)	Trigger breach confirmed
1-5&+§@	Sample deviation (see appendix)

Component	LOD/Units	Method	Customer Sample R	IP123	IP124	IP124	IP124	IP125	IP125
			Depth (m)	3.10	0.50	1.50	2.50	0.50	1.50
			Sample Type	Soil/Solid	Soil/Solid	Soil/Solid	Soil/Solid	Soil/Solid	Soil/Solid
			Date Sampled	03/07/2014	03/07/2014	03/07/2014	03/07/2014	03/07/2014	03/07/2014
			Sample Time	.	.	.	.	.	.
			Date Received	06/07/2014	06/07/2014	06/07/2014	06/07/2014	06/07/2014	06/07/2014
			SDG Ref	140706-12	140706-12	140706-12	140706-12	140706-12	140706-12
			Lab Sample No.(s)	9565812	9565783	9565787	9565792	9565871	9565875
			AGS Reference						
Naphthalene-d8 % recovery**	%	TM218		95.2	92	92.7	100	90.8	96.1
Acenaphthene-d10 % recovery**	%	TM218		96.6	96.8	96.3	99.5	91.4	96.5
Phenanthrene-d10 % recovery**	%	TM218		94.2	95	93.6	98.5	89.1	95
Chrysene-d12 % recovery**	%	TM218		94.3	92.3	92.8	90.4	79.6	85.4
Perylene-d12 % recovery**	%	TM218		107	105	104	91.6	73.1	90.2
Naphthalene	<9 µg/kg	TM218		157 M	<9 M	<9 M	<9 M	17.3 M	<9 M
Acenaphthylene	<12 µg/kg	TM218		111 M	<12 M	<12 M	<12 M	<12 M	<12 M
Acenaphthene	<8 µg/kg	TM218		182 M	<8 M	48.3 M	<8 M	<8 M	<8 M
Fluorene	<10 µg/kg	TM218		408 M	<10 M	53.4 M	<10 M	<10 M	<10 M
Phenanthrene	<15 µg/kg	TM218		698 M	56.9 M	198 M	<15 M	397 M	<15 M
Anthracene	<16 µg/kg	TM218		301 M	<16 M	276 M	<16 M	<16 M	<16 M
Fluoranthene	<17 µg/kg	TM218		63.3 M	34.9 M	79.6 M	<17 M	29.5 M	<17 M
Pyrene	<15 µg/kg	TM218		122 M	25.7 M	274 M	<15 M	<15 M	<15 M
Benz(a)anthracene	<14 µg/kg	TM218		42.7 M	<14 M	40.5 M	<14 M	<14 M	<14 M
Chrysene	<10 µg/kg	TM218		88.9 M	38.1 M	133 M	<10 M	121 M	<10 M
Benzo(b)fluoranthene	<15 µg/kg	TM218		79.6 M	46.7 M	57.1 M	<15 M	102 M	<15 M
Benzo(k)fluoranthene	<14 µg/kg	TM218		<14 M	<14 M	<14 M	<14 M	<14 M	<14 M
Benzo(a)pyrene	<15 µg/kg	TM218		24.1 M	19.1 M	<15 M	<15 M	<15 M	<15 M
Indeno(1,2,3-cd)pyrene	<18 µg/kg	TM218		<18 M	<18 M	<18 M	<18 M	<18 M	<18 M
Dibenzo(a,h)anthracene	<23 µg/kg	TM218		<23 M	<23 M	<23 M	<23 M	<23 M	<23 M
Benzo(g,h,i)perylene	<24 µg/kg	TM218		<24 M	<24 M	<24 M	<24 M	<24 M	<24 M
PAH, Total Detected USEPA 16	<118 µg/kg	TM218		2280	221	1160	<118	667	<118

CERTIFICATE OF ANALYSIS

SDG:	140706-12	**Location:**	Coed Darcy	**Order Number:**	CD0732
Job:	H_ATKINS_LDC-224	**Customer:**	Atkins Global Ltd	**Report Number:**	278495
Client Reference:	Site Wide Trial Pitting	**Attention:**	Jack Lowrie	**Superseded Report:**	277575

PAH by GCMS

Results Legend	
#	ISO17025 accredited.
M	*m*CERTS accredited.
aq	Aqueous / settled sample.
diss.filt	Dissolved / filtered sample.
tot.unfilt	Total / unfiltered sample.
*	Subcontracted test.
**	% recovery of the surrogate standard to check the efficiency of the method. The results of individual compounds within samples aren't corrected for the recovery
(F)	Trigger breach confirmed
1-5&+§@	Sample deviation (see appendix)

Component	LOD/Units	Method	Customer Sample R	IP125	IP131	IP131	IP131	IP132	IP132
			Depth (m)	2.50	0.50	1.50	2.50	0.50	1.50
			Sample Type	Soil/Solid	Soil/Solid	Soil/Solid	Soil/Solid	Soil/Solid	Soil/Solid
			Date Sampled	03/07/2014	03/07/2014	03/07/2014	03/07/2014	03/07/2014	03/07/2014
			Sample Time	.	.	.	.	.	.
			Date Received	06/07/2014	06/07/2014	06/07/2014	06/07/2014	06/07/2014	06/07/2014
			SDG Ref	140706-12	140706-12	140706-12	140706-12	140706-12	140706-12
			Lab Sample No.(s)	9565879	9565859	9565863	9565867	9565915	9565919
			AGS Reference						
Naphthalene-d8 % recovery**	%	TM218		96.5	107	96.6	96.1	90.3	110
Acenaphthene-d10 % recovery**	%	TM218		96.7	106	97.7	98.1	91.2	109
Phenanthrene-d10 % recovery**	%	TM218		94.9	104	97.4	98.6	90.7	108
Chrysene-d12 % recovery**	%	TM218		83.2	88.3	98.5	98.5	88.9	92.6
Perylene-d12 % recovery**	%	TM218		83.4	84.9	110	113	97	93.2
Naphthalene	<9 µg/kg	TM218		<9 M	<9 M	<9 M	<9 M	<9 M	<9 M
Acenaphthylene	<12 µg/kg	TM218		<12 M	<12 M	<12 M	<12 M	<12 M	<12 M
Acenaphthene	<8 µg/kg	TM218		<8 M	<8 M	26.8 M	<8 M	<8 M	<8 M
Fluorene	<10 µg/kg	TM218		<10 M	<10 M	38.9 M	15.7 M	<10 M	<10 M
Phenanthrene	<15 µg/kg	TM218		<15 M	81.8 M	138 M	45.2 M	105 M	74.6 M
Anthracene	<16 µg/kg	TM218		<16 M	<16 M	149 M	58.6 M	54 M	<16 M
Fluoranthene	<17 µg/kg	TM218		<17 M	<17 M	59.2 M	27.9 M	<17 M	51.2 M
Pyrene	<15 µg/kg	TM218		<15 M	<15 M	137 M	77.6 M	66.8 M	43.8 M
Benz(a)anthracene	<14 µg/kg	TM218		<14 M	<14 M	<14 M	<14 M	<14 M	17.9 M
Chrysene	<10 µg/kg	TM218		<10 M	37 M	74.6 M	33.1 M	47.6 M	32.9 M
Benzo(b)fluoranthene	<15 µg/kg	TM218		<15 M	32.7 M	42.7 M	38.1 M	47.3 M	45 M
Benzo(k)fluoranthene	<14 µg/kg	TM218		<14 M	<14 M	<14 M	<14 M	<14 M	<14 M
Benzo(a)pyrene	<15 µg/kg	TM218		<15 M	<15 M	<15 M	<15 M	<15 M	<15 M
Indeno(1,2,3-cd)pyrene	<18 µg/kg	TM218		<18 M	<18 M	<18 M	<18 M	<18 M	<18 M
Dibenzo(a,h)anthracene	<23 µg/kg	TM218		<23 M	<23 M	<23 M	<23 M	<23 M	<23 M
Benzo(g,h,i)perylene	<24 µg/kg	TM218		<24 M	<24 M	<24 M	<24 M	<24 M	<24 M
PAH, Total Detected USEPA 16	<118 µg/kg	TM218		<118	151	666	296	320	265

CERTIFICATE OF ANALYSIS

SDG:	140706-12	**Location:**	Coed Darcy	**Order Number:**	CD0732
Job:	H_ATKINS_LDC-224	**Customer:**	Atkins Global Ltd	**Report Number:**	278495
Client Reference:	Site Wide Trial Pitting	**Attention:**	Jack Lowrie	**Superseded Report:**	277575

PAH by GCMS

Results Legend	
#	ISO17025 accredited.
M	*m*CERTS accredited.
aq	Aqueous / settled sample.
diss.filt	Dissolved / filtered sample.
tot.unfilt	Total / unfiltered sample.
*	Subcontracted test.
**	% recovery of the surrogate standard to check the efficiency of the method. The results of individual compounds within samples aren't corrected for the recovery
(F)	Trigger breach confirmed
1-5&+§@	Sample deviation (see appendix)

Component	LOD/Units	Method	Customer Sample R	IP132	IP132	IP159	IP159	IP159	IP159
			Depth (m)	2.50	3.50	0.50	1.50	2.50	3.50
			Sample Type	Soil/Solid	Soil/Solid	Soil/Solid	Soil/Solid	Soil/Solid	Soil/Solid
			Date Sampled	03/07/2014	03/07/2014	03/07/2014	03/07/2014	03/07/2014	03/07/2014
			Sample Time	.	.	.	.	.	.
			Date Received	06/07/2014	06/07/2014	06/07/2014	06/07/2014	06/07/2014	06/07/2014
			SDG Ref	140706-12	140706-12	140706-12	140706-12	140706-12	140706-12
			Lab Sample No.(s)	9565923	9565927	9565899	9565903	9565907	9565911
			AGS Reference						
Naphthalene-d8 % recovery**	%	TM218		97.2	106	92.2	95.5	95.4	94.2
Acenaphthene-d10 % recovery**	%	TM218		98.2	107	92.7	96.2	95.7	99.5
Phenanthrene-d10 % recovery**	%	TM218		97.7	105	91.7	96.3	95.5	104
Chrysene-d12 % recovery**	%	TM218		94.5	88.8	87.8	89.7	87.2	106
Perylene-d12 % recovery**	%	TM218		107	88.2	94.7	98.7	94.9	92.3
Naphthalene	<9 µg/kg	TM218		27.3 M	13.1 M	<9 M	<9 M	20.5 M	172 M
Acenaphthylene	<12 µg/kg	TM218		25 M	<12 M	<12 M	<12 M	<12 M	24.5 M
Acenaphthene	<8 µg/kg	TM218		56.1 M	77.5 M	<8 M	<8 M	<8 M	79.9 M
Fluorene	<10 µg/kg	TM218		118 M	144 M	<10 M	<10 M	<10 M	172 M
Phenanthrene	<15 µg/kg	TM218		338 M	263 M	95.2 M	56.2 M	70.5 M	493 M
Anthracene	<16 µg/kg	TM218		109 M	55.2 M	<16 M	19.4 M	20.7 M	109 M
Fluoranthene	<17 µg/kg	TM218		73 M	<17 M	75.6 M	49.9 M	45 M	196 M
Pyrene	<15 µg/kg	TM218		75.9 M	<15 M	58.3 M	40.2 M	42.9 M	188 M
Benz(a)anthracene	<14 µg/kg	TM218		66.5 M	<14 M	50.4 M	54.9 M	48 M	72.9 M
Chrysene	<10 µg/kg	TM218		46 M	22.9 M	69.9 M	30.2 M	28 M	123 M
Benzo(b)fluoranthene	<15 µg/kg	TM218		65.8 M	38.3 M	98.4 M	60.7 M	49.3 M	88.1 M
Benzo(k)fluoranthene	<14 µg/kg	TM218		20.3 M	<14 M	26.2 M	16.7 M	<14 M	31.8 M
Benzo(a)pyrene	<15 µg/kg	TM218		36.3 M	<15 M	38.3 M	27 M	26.5 M	38.7 M
Indeno(1,2,3-cd)pyrene	<18 µg/kg	TM218		<18 M	<18 M	21.4 M	<18 M	22.8 M	24.5 M
Dibenzo(a,h)anthracene	<23 µg/kg	TM218		<23 M	<23 M	<23 M	<23 M	<23 M	<23 M
Benzo(g,h,i)perylene	<24 µg/kg	TM218		<24 M	<24 M	<24 M	<24 M	<24 M	36.7 M
PAH, Total Detected USEPA 16	<118 µg/kg	TM218		1060	614	534	355	374	1850

CERTIFICATE OF ANALYSIS

SDG:	140706-12	**Location:**	Coed Darcy	**Order Number:**	CD0732
Job:	H_ATKINS_LDC-224	**Customer:**	Atkins Global Ltd	**Report Number:**	278495
Client Reference:	Site Wide Trial Pitting	**Attention:**	Jack Lowrie	**Superseded Report:**	277575

PAH by GCMS

Results Legend	
#	ISO17025 accredited.
M	*m*CERTS accredited.
aq	Aqueous / settled sample.
diss.filt	Dissolved / filtered sample.
tot.unfilt	Total / unfiltered sample.
*	Subcontracted test.
**	% recovery of the surrogate standard to check the efficiency of the method. The results of individual compounds within samples aren't corrected for the recovery
(F)	Trigger breach confirmed
1-5&+§@	Sample deviation (see appendix)

Component	LOD/Units	Method	Customer Sample R	IP231	IP231	IP241	IP241	IP242	IP242
			Depth (m)	0.50	1.50	0.30	1.00	0.50	1.50
			Sample Type	Soil/Solid	Soil/Solid	Soil/Solid	Soil/Solid	Soil/Solid	Soil/Solid
			Date Sampled	03/07/2014	03/07/2014	03/07/2014	03/07/2014	03/07/2014	03/07/2014
			Sample Time	.	.	.	.	.	.
			Date Received	06/07/2014	06/07/2014	06/07/2014	06/07/2014	06/07/2014	06/07/2014
			SDG Ref	140706-12	140706-12	140706-12	140706-12	140706-12	140706-12
			Lab Sample No.(s)	9565539	9565585	9565631	9565679	9565404	9565449
			AGS Reference						
Naphthalene-d8 % recovery**	%	TM218		102	94.2	88	104	101	112
Acenaphthene-d10 % recovery**	%	TM218		102	94.4	90.6	103	101	112
Phenanthrene-d10 % recovery**	%	TM218		99.7	91.6	88.3	101	99.1	108
Chrysene-d12 % recovery**	%	TM218		94	77.2	81.8	88.4	84.1	92.5
Perylene-d12 % recovery**	%	TM218		91.6	77.4	85.8	89.1	73.2	95.8
Naphthalene	<9 µg/kg	TM218		23.7 M	<9 @ M	19.1 M	<9 M	<9 @ M	35.1 @ M
Acenaphthylene	<12 µg/kg	TM218		<12 M	<12 @ M	<12 M	<12 M	<12 @ M	<12 @ M
Acenaphthene	<8 µg/kg	TM218		<8 M	<8 @ M	54.9 M	<8 M	<8 @ M	11.1 @ M
Fluorene	<10 µg/kg	TM218		<10 M	<10 @ M	34.9 M	<10 M	<10 @ M	14.2 @ M
Phenanthrene	<15 µg/kg	TM218		240 M	32 @ M	568 M	35.7 M	34.8 @ M	181 @ M
Anthracene	<16 µg/kg	TM218		<16 M	<16 @ M	98.1 M	<16 M	<16 @ M	22.6 @ M
Fluoranthene	<17 µg/kg	TM218		116 M	<17 @ M	734 M	<17 M	<17 @ M	194 @ M
Pyrene	<15 µg/kg	TM218		77.8 M	<15 @ M	592 M	<15 M	<15 @ M	133 @ M
Benz(a)anthracene	<14 µg/kg	TM218		44.4 M	<14 @ M	255 M	<14 M	<14 @ M	70.2 @ M
Chrysene	<10 µg/kg	TM218		135 M	<10 @ M	283 M	19.5 M	<10 @ M	97.3 @ M
Benzo(b)fluoranthene	<15 µg/kg	TM218		142 M	<15 @ M	288 M	21.5 M	<15 @ M	126 @ M
Benzo(k)fluoranthene	<14 µg/kg	TM218		24.7 M	<14 @ M	133 M	<14 M	<14 @ M	36.9 @ M
Benzo(a)pyrene	<15 µg/kg	TM218		38.3 M	<15 @ M	242 M	<15 M	<15 @ M	66.1 @ M
Indeno(1,2,3-cd)pyrene	<18 µg/kg	TM218		33 M	<18 @ M	136 M	<18 M	<18 @ M	46.1 @ M
Dibenzo(a,h)anthracene	<23 µg/kg	TM218		<23 M	<23 @ M	40.9 M	<23 M	<23 @ M	<23 @ M
Benzo(g,h,i)perylene	<24 µg/kg	TM218		38.3 M	<24 @ M	185 M	<24 M	<24 @ M	63.6 @ M
PAH, Total Detected USEPA 16	<118 µg/kg	TM218		913	<118	3660	<118	<118	1100

CERTIFICATE OF ANALYSIS

SDG:	140706-12	**Location:**	Coed Darcy	**Order Number:**	CD0732
Job:	H_ATKINS_LDC-224	**Customer:**	Atkins Global Ltd	**Report Number:**	278495
Client Reference:	Site Wide Trial Pitting	**Attention:**	Jack Lowrie	**Superseded Report:**	277575

PAH by GCMS

Results Legend	
#	ISO17025 accredited.
M	*m*CERTS accredited.
aq	Aqueous / settled sample.
diss.filt	Dissolved / filtered sample.
tot.unfilt	Total / unfiltered sample.
*	Subcontracted test.
**	% recovery of the surrogate standard to check the efficiency of the method. The results of individual compounds within samples aren't corrected for the recovery
(F)	Trigger breach confirmed
1-5&+§@	Sample deviation (see appendix)

Component	LOD/Units	Method	Customer Sample R	IP242	IP243	IP243	IP247	IP247	IP265
			Depth (m)	2.00	0.50	1.50	0.50	1.50	0.20
			Sample Type	Soil/Solid	Soil/Solid	Soil/Solid	Soil/Solid	Soil/Solid	Soil/Solid
			Date Sampled	03/07/2014	03/07/2014	03/07/2014	03/07/2014	03/07/2014	03/07/2014
			Sample Time	.	.	.	.	.	.
			Date Received	06/07/2014	06/07/2014	06/07/2014	06/07/2014	06/07/2014	06/07/2014
			SDG Ref	140706-12	140706-12	140706-12	140706-12	140706-12	140706-12
			Lab Sample No.(s)	9565494	9565982	9566026	9565808	9565851	9565704
			AGS Reference						
Naphthalene-d8 % recovery**	%	TM218		101	92.8	94	95.5	94.1	97.5
Acenaphthene-d10 % recovery**	%	TM218		102	95.7	96.1	98.1	95.8	95.9
Phenanthrene-d10 % recovery**	%	TM218		99.2	93.5	93.3	96.8	93.4	92.8
Chrysene-d12 % recovery**	%	TM218		85.1	87.1	79.7	93.8	82.8	86.3
Perylene-d12 % recovery**	%	TM218		87.3	93.1	81.4	93.4	90.5	84.1
Naphthalene	<9 µg/kg	TM218		10.8 @ M	10.4 M	283 @ M	296 M	24 @ M	<9 M
Acenaphthylene	<12 µg/kg	TM218		<12 @ M	<12 M	<12 @ M	<12 M	<12 @ M	<12 M
Acenaphthene	<8 µg/kg	TM218		<8 @ M	10.3 M	<8 @ M	<8 M	<8 @ M	<8 M
Fluorene	<10 µg/kg	TM218		<10 @ M	<10 M	<10 @ M	<10 M	<10 @ M	<10 M
Phenanthrene	<15 µg/kg	TM218		80.8 @ M	120 M	54.8 @ M	46.1 M	25.1 @ M	44.1 M
Anthracene	<16 µg/kg	TM218		<16 @ M	24.9 M	<16 @ M	<16 M	<16 @ M	<16 M
Fluoranthene	<17 µg/kg	TM218		50.8 @ M	181 M	36.6 @ M	19.8 M	<17 @ M	21.3 M
Pyrene	<15 µg/kg	TM218		34.6 @ M	164 M	27.1 @ M	<15 M	<15 @ M	<15 M
Benz(a)anthracene	<14 µg/kg	TM218		24.3 @ M	198 M	16.6 @ M	<14 M	<14 @ M	<14 M
Chrysene	<10 µg/kg	TM218		40.1 @ M	221 M	23.1 @ M	<10 M	<10 @ M	25.5 M
Benzo(b)fluoranthene	<15 µg/kg	TM218		38.2 @ M	371 M	34.6 @ M	34 M	<15 @ M	28.4 M
Benzo(k)fluoranthene	<14 µg/kg	TM218		<14 @ M	141 M	<14 @ M	<14 M	<14 @ M	<14 M
Benzo(a)pyrene	<15 µg/kg	TM218		<15 @ M	241 M	<15 @ M	<15 M	<15 @ M	<15 M
Indeno(1,2,3-cd)pyrene	<18 µg/kg	TM218		<18 @ M	165 M	<18 @ M	<18 M	<18 @ M	<18 M
Dibenzo(a,h)anthracene	<23 µg/kg	TM218		<23 @ M	51.2 M	<23 @ M	<23 M	<23 @ M	<23 M
Benzo(g,h,i)perylene	<24 µg/kg	TM218		<24 @ M	216 M	<24 @ M	<24 M	<24 @ M	<24 M
PAH, Total Detected USEPA 16	<118 µg/kg	TM218		280	2120	476	396	<118	119

CERTIFICATE OF ANALYSIS

SDG:	140706-12	**Location:**	Coed Darcy	**Order Number:**	CD0732
Job:	H_ATKINS_LDC-224	**Customer:**	Atkins Global Ltd	**Report Number:**	278495
Client Reference:	Site Wide Trial Pitting	**Attention:**	Jack Lowrie	**Superseded Report:**	277575

PAH by GCMS

Results Legend	
#	ISO17025 accredited.
M	*m*CERTS accredited.
aq	Aqueous / settled sample.
diss.filt	Dissolved / filtered sample.
tot.unfilt	Total / unfiltered sample.
*	Subcontracted test.
**	% recovery of the surrogate standard to check the efficiency of the method. The results of individual compounds within samples aren't corrected for the recovery
(F)	Trigger breach confirmed
1-5&+§@	Sample deviation (see appendix)

Component	LOD/Units	Method	Customer Sample R	IP265	IP266	IP266	IP267	IP267	IP267
			Depth (m)	1.00	0.50	1.50	1.00	2.00	3.00
			Sample Type	Soil/Solid	Soil/Solid	Soil/Solid	Soil/Solid	Soil/Solid	Soil/Solid
			Date Sampled	03/07/2014	03/07/2014	03/07/2014	03/07/2014	03/07/2014	03/07/2014
			Sample Time	.	.	.	.	.	.
			Date Received	06/07/2014	06/07/2014	06/07/2014	06/07/2014	06/07/2014	06/07/2014
			SDG Ref	140706-12	140706-12	140706-12	140706-12	140706-12	140706-12
			Lab Sample No.(s)	9565708	9565729	9565733	9565400	9565717	9565762
			AGS Reference						
Naphthalene-d8 % recovery**	%	TM218		106	87.6	103	107	113	102
Acenaphthene-d10 % recovery**	%	TM218		105	90.4	102	106	113	101
Phenanthrene-d10 % recovery**	%	TM218		103	88.4	99.4	105	110	99.2
Chrysene-d12 % recovery**	%	TM218		90.1	81.1	87.1	94.3	98	88.7
Perylene-d12 % recovery**	%	TM218		89.6	85.5	88.7	94	99.4	91
Naphthalene	<9 µg/kg	TM218		16.1 M	<9 M	15.1 M	<9 M	<9 M	11.8 M
Acenaphthylene	<12 µg/kg	TM218		<12 M	<12 M	<12 M	<12 M	<12 M	<12 M
Acenaphthene	<8 µg/kg	TM218		<8 M	<8 M	<8 M	<8 M	<8 M	<8 M
Fluorene	<10 µg/kg	TM218		<10 M	<10 M	<10 M	<10 M	<10 M	<10 M
Phenanthrene	<15 µg/kg	TM218		55.9 M	31.9 M	106 M	137 M	103 M	52.7 M
Anthracene	<16 µg/kg	TM218		<16 M	<16 M	<16 M	<16 M	<16 M	<16 M
Fluoranthene	<17 µg/kg	TM218		45.1 M	<17 M	110 M	<17 M	35.2 M	36.7 M
Pyrene	<15 µg/kg	TM218		29.8 M	<15 M	80 M	<15 M	21.3 M	25.8 M
Benz(a)anthracene	<14 µg/kg	TM218		<14 M	<14 M	37.6 M	<14 M	<14 M	<14 M
Chrysene	<10 µg/kg	TM218		32.7 M	22.1 M	71.4 M	68.2 M	55.3 M	30.3 M
Benzo(b)fluoranthene	<15 µg/kg	TM218		47.7 M	22.4 M	115 M	64.2 M	59.8 M	39.6 M
Benzo(k)fluoranthene	<14 µg/kg	TM218		<14 M	<14 M	22.9 M	<14 M	<14 M	<14 M
Benzo(a)pyrene	<15 µg/kg	TM218		<15 M	<15 M	39.7 M	<15 M	<15 M	<15 M
Indeno(1,2,3-cd)pyrene	<18 µg/kg	TM218		<18 M	<18 M	28.8 M	<18 M	<18 M	<18 M
Dibenzo(a,h)anthracene	<23 µg/kg	TM218		<23 M	<23 M	<23 M	<23 M	<23 M	<23 M
Benzo(g,h,i)perylene	<24 µg/kg	TM218		<24 M	<24 M	34.8 M	<24 M	<24 M	<24 M
PAH, Total Detected USEPA 16	<118 µg/kg	TM218		227	<118	661	269	274	197

CERTIFICATE OF ANALYSIS

SDG:	140706-12	**Location:**	Coed Darcy	**Order Number:**	CD0732
Job:	H_ATKINS_LDC-224	**Customer:**	Atkins Global Ltd	**Report Number:**	278495
Client Reference:	Site Wide Trial Pitting	**Attention:**	Jack Lowrie	**Superseded Report:**	277575

PAH by GCMS

Results Legend	
#	ISO17025 accredited.
M	*m*CERTS accredited.
aq	Aqueous / settled sample.
diss.filt	Dissolved / filtered sample.
tot.unfilt	Total / unfiltered sample.
*	Subcontracted test.
**	% recovery of the surrogate standard to check the efficiency of the method. The results of individual compounds within samples aren't corrected for the recovery
(F)	Trigger breach confirmed
1-5&+§@	Sample deviation (see appendix)

Component	LOD/Units	Method	Customer Sample R	IP269	IP269	IP276	IP276	IP276	IP331
			Depth (m)	0.50	1.50	0.50	1.50	2.50	0.30
			Sample Type	Soil/Solid	Soil/Solid	Soil/Solid	Soil/Solid	Soil/Solid	Soil/Solid
			Date Sampled	03/07/2014	03/07/2014	03/07/2014	03/07/2014	03/07/2014	03/07/2014
			Sample Time	.	.	.	.	.	.
			Date Received	06/07/2014	06/07/2014	06/07/2014	06/07/2014	06/07/2014	06/07/2014
			SDG Ref	140706-12	140706-12	140706-12	140706-12	140706-12	140706-12
			Lab Sample No.(s)	9565895	9565939	9565713	9565721	9565725	9565754
			AGS Reference						
Naphthalene-d8 % recovery**	%	TM218		102	101	95.1	93.3	102	96.5
Acenaphthene-d10 % recovery**	%	TM218		103	102	95.7	98.7	104	99.4
Phenanthrene-d10 % recovery**	%	TM218		101	98.6	94.5	103	103	96.6
Chrysene-d12 % recovery**	%	TM218		93.1	84.2	90.3	103	90.1	88.7
Perylene-d12 % recovery**	%	TM218		98.3	86	97.5	90.2	96.4	93.1
Naphthalene	<9 µg/kg	TM218		24.9 M	<9 @ M	12.5 M	14.2 M	263 M	13.5 M
Acenaphthylene	<12 µg/kg	TM218		<12 M	<12 @ M	<12 M	<12 M	<12 M	<12 M
Acenaphthene	<8 µg/kg	TM218		<8 M	<8 @ M	<8 M	<8 M	<8 M	<8 M
Fluorene	<10 µg/kg	TM218		<10 M	<10 @ M	<10 M	<10 M	19.4 M	<10 M
Phenanthrene	<15 µg/kg	TM218		280 M	<15 @ M	110 M	127 M	19.5 M	90.8 M
Anthracene	<16 µg/kg	TM218		<16 M	<16 @ M	<16 M	<16 M	<16 M	<16 M
Fluoranthene	<17 µg/kg	TM218		119 M	<17 @ M	72.4 M	66.8 M	<17 M	105 M
Pyrene	<15 µg/kg	TM218		68.3 M	<15 @ M	49.4 M	44.8 M	<15 M	78.2 M
Benz(a)anthracene	<14 µg/kg	TM218		57.9 M	<14 @ M	32.5 M	44.3 M	<14 M	64.3 M
Chrysene	<10 µg/kg	TM218		189 M	<10 @ M	71.8 M	88.4 M	<10 M	64.8 M
Benzo(b)fluoranthene	<15 µg/kg	TM218		196 M	<15 @ M	70.2 M	83 M	<15 M	93 M
Benzo(k)fluoranthene	<14 µg/kg	TM218		23.5 M	<14 @ M	19.8 M	18.5 M	<14 M	29 M
Benzo(a)pyrene	<15 µg/kg	TM218		39.4 M	<15 @ M	36.9 M	26.5 M	<15 M	46.4 M
Indeno(1,2,3-cd)pyrene	<18 µg/kg	TM218		29 M	<18 @ M	28.8 M	26.8 M	<18 M	30.6 M
Dibenzo(a,h)anthracene	<23 µg/kg	TM218		<23 M	<23 @ M	<23 M	<23 M	<23 M	<23 M
Benzo(g,h,i)perylene	<24 µg/kg	TM218		33.6 M	<24 @ M	36 M	36.9 M	<24 M	41.2 M
PAH, Total Detected USEPA 16	<118 µg/kg	TM218		1060	<118	540	577	302	657

CERTIFICATE OF ANALYSIS

SDG:	140706-12	**Location:**	Coed Darcy	**Order Number:**	CD0732
Job:	H_ATKINS_LDC-224	**Customer:**	Atkins Global Ltd	**Report Number:**	278495
Client Reference:	Site Wide Trial Pitting	**Attention:**	Jack Lowrie	**Superseded Report:**	277575

PAH by GCMS

Results Legend	
#	ISO17025 accredited.
M	*m*CERTS accredited.
aq	Aqueous / settled sample.
diss.filt	Dissolved / filtered sample.
tot.unfilt	Total / unfiltered sample.
*	Subcontracted test.
**	% recovery of the surrogate standard to check the efficiency of the method. The results of individual compounds within samples aren't corrected for the recovery
(F)	Trigger breach confirmed
1-5&+§@	Sample deviation (see appendix)

Component	LOD/Units	Method	Customer Sample R	IP331	IP332	IP337	IP337	IP356	IP399
			Depth (m)	1.50	1.50	0.50	1.50	1.00	0.50
			Sample Type	Soil/Solid	Soil/Solid	Soil/Solid	Soil/Solid	Soil/Solid	Soil/Solid
			Date Sampled	03/07/2014	03/07/2014	03/07/2014	03/07/2014	03/07/2014	03/07/2014
			Sample Time	.	.	.	.	.	.
			Date Received	06/07/2014	06/07/2014	06/07/2014	06/07/2014	06/07/2014	06/07/2014
			SDG Ref	140706-12	140706-12	140706-12	140706-12	140706-12	140706-12
			Lab Sample No.(s)	9565758	9565749	9565741	9565745	9565737	9566054
			AGS Reference						
Naphthalene-d8 % recovery**	%	TM218		102	102	90.2	104	102	96.4
Acenaphthene-d10 % recovery**	%	TM218		102	102	92.9	103	101	94.9
Phenanthrene-d10 % recovery**	%	TM218		99.7	99.6	90.4	101	99.2	94.5
Chrysene-d12 % recovery**	%	TM218		87	86.8	81.4	88.7	86.6	85.2
Perylene-d12 % recovery**	%	TM218		88.4	88.6	82	88.8	87	90
Naphthalene	<9 µg/kg	TM218		130 M	218 M	<9 M	<9 M	<9 M	10.2 M
Acenaphthylene	<12 µg/kg	TM218		<12 M	<12 M	<12 M	<12 M	<12 M	30.6 M
Acenaphthene	<8 µg/kg	TM218		<8 M	<8 M	<8 M	<8 M	<8 M	<8 M
Fluorene	<10 µg/kg	TM218		22.7 M	81 M	<10 M	<10 M	<10 M	<10 M
Phenanthrene	<15 µg/kg	TM218		76 M	121 M	<15 M	73.6 M	48.8 M	112 M
Anthracene	<16 µg/kg	TM218		<16 M	27.5 M	<16 M	<16 M	<16 M	<16 M
Fluoranthene	<17 µg/kg	TM218		<17 M	<17 M	<17 M	<17 M	<17 M	171 M
Pyrene	<15 µg/kg	TM218		<15 M	28.2 M	<15 M	<15 M	<15 M	135 M
Benz(a)anthracene	<14 µg/kg	TM218		<14 M	<14 M	<14 M	<14 M	<14 M	105 M
Chrysene	<10 µg/kg	TM218		28.5 M	18.8 M	<10 M	37.4 M	21.4 M	145 M
Benzo(b)fluoranthene	<15 µg/kg	TM218		30.1 M	20.3 M	<15 M	35.7 M	18.9 M	275 M
Benzo(k)fluoranthene	<14 µg/kg	TM218		<14 M	<14 M	<14 M	<14 M	<14 M	82.1 M
Benzo(a)pyrene	<15 µg/kg	TM218		<15 M	<15 M	<15 M	<15 M	<15 M	132 M
Indeno(1,2,3-cd)pyrene	<18 µg/kg	TM218		<18 M	<18 M	<18 M	<18 M	<18 M	104 M
Dibenzo(a,h)anthracene	<23 µg/kg	TM218		<23 M	<23 M	<23 M	<23 M	<23 M	28.9 M
Benzo(g,h,i)perylene	<24 µg/kg	TM218		<24 M	<24 M	<24 M	<24 M	<24 M	122 M
PAH, Total Detected USEPA 16	<118 µg/kg	TM218		287	515	<118	147	<118	1450

CERTIFICATE OF ANALYSIS

SDG:	140706-12	**Location:**	Coed Darcy	**Order Number:**	CD0732
Job:	H_ATKINS_LDC-224	**Customer:**	Atkins Global Ltd	**Report Number:**	278495
Client Reference:	Site Wide Trial Pitting	**Attention:**	Jack Lowrie	**Superseded Report:**	277575

PAH by GCMS

Results Legend	
#	ISO17025 accredited.
M	*m*CERTS accredited.
aq	Aqueous / settled sample.
diss.filt	Dissolved / filtered sample.
tot.unfilt	Total / unfiltered sample.
*	Subcontracted test.
**	% recovery of the surrogate standard to check the efficiency of the method. The results of individual compounds within samples aren't corrected for the recovery
(F)	Trigger breach confirmed
1-5&+§@	Sample deviation (see appendix)

Component	LOD/Units	Method	Customer Sample R	IP399	IP404	IP404	IP404	IP405	IP405
			Depth (m)	1.50	0.50	1.20	1.70	0.50	1.50
			Sample Type	Soil/Solid	Soil/Solid	Soil/Solid	Soil/Solid	Soil/Solid	Soil/Solid
			Date Sampled	03/07/2014	03/07/2014	03/07/2014	03/07/2014	03/07/2014	03/07/2014
			Sample Time	.	.	.	.	.	.
			Date Received	06/07/2014	06/07/2014	06/07/2014	06/07/2014	06/07/2014	06/07/2014
			SDG Ref	140706-12	140706-12	140706-12	140706-12	140706-12	140706-12
			Lab Sample No.(s)	9566058	9565667	9565671	9565675	9565683	9565687
			AGS Reference						
Naphthalene-d8 % recovery**	%	TM218		98.5	101	96.9	102	94.7	98.6
Acenaphthene-d10 % recovery**	%	TM218		97.4	102	98.8	101	93.1	97.1
Phenanthrene-d10 % recovery**	%	TM218		96.1	101	101	99.1	92.1	101
Chrysene-d12 % recovery**	%	TM218		97	97.8	93.1	87.8	84.3	94.3
Perylene-d12 % recovery**	%	TM218		102	104	77.4	91.2	83.8	80.8
Naphthalene	<9 µg/kg	TM218		15.2 M	105 M	<9 M	<9 M	<9 M	<9 M
Acenaphthylene	<12 µg/kg	TM218		17 M	94 M	<12 M	<12 M	<12 M	<12 M
Acenaphthene	<8 µg/kg	TM218		<8 M	1270 M	<8 M	<8 M	<8 M	<8 M
Fluorene	<10 µg/kg	TM218		<10 M	848 M	<10 M	<10 M	<10 M	<10 M
Phenanthrene	<15 µg/kg	TM218		123 M	4630 M	24.6 M	34.4 M	48.1 M	37 M
Anthracene	<16 µg/kg	TM218		<16 M	900 M	<16 M	<16 M	<16 M	<16 M
Fluoranthene	<17 µg/kg	TM218		173 M	8460 M	<17 M	62.1 M	<17 M	<17 M
Pyrene	<15 µg/kg	TM218		128 M	6830 M	<15 M	53 M	<15 M	<15 M
Benz(a)anthracene	<14 µg/kg	TM218		104 M	5260 M	18.6 M	41.9 M	<14 M	23 M
Chrysene	<10 µg/kg	TM218		140 M	5150 M	<10 M	60 M	<10 M	26.7 M
Benzo(b)fluoranthene	<15 µg/kg	TM218		233 M	10500 M	<15 M	128 M	<15 M	26.5 M
Benzo(k)fluoranthene	<14 µg/kg	TM218		63.6 M	3140 M	<14 M	30.9 M	<14 M	<14 M
Benzo(a)pyrene	<15 µg/kg	TM218		103 M	6680 M	<15 M	62.3 M	<15 M	<15 M
Indeno(1,2,3-cd)pyrene	<18 µg/kg	TM218		89.9 M	4270 M	<18 M	42.1 M	<18 M	<18 M
Dibenzo(a,h)anthracene	<23 µg/kg	TM218		28 M	1590 M	<23 M	<23 M	<23 M	<23 M
Benzo(g,h,i)perylene	<24 µg/kg	TM218		112 M	5110 M	<24 M	55.8 M	<24 M	<24 M
PAH, Total Detected USEPA 16	<118 µg/kg	TM218		1330	64800	<118	570	<118	<118

CERTIFICATE OF ANALYSIS

SDG:	140706-12	**Location:**	Coed Darcy	**Order Number:**	CD0732
Job:	H_ATKINS_LDC-224	**Customer:**	Atkins Global Ltd	**Report Number:**	278495
Client Reference:	Site Wide Trial Pitting	**Attention:**	Jack Lowrie	**Superseded Report:**	277575

PAH by GCMS

Results Legend	
#	ISO17025 accredited.
M	*m*CERTS accredited.
aq	Aqueous / settled sample.
diss.filt	Dissolved / filtered sample.
tot.unfilt	Total / unfiltered sample.
*	Subcontracted test.
**	% recovery of the surrogate standard to check the efficiency of the method. The results of individual compounds within samples aren't corrected for the recovery
(F)	Trigger breach confirmed
1-5&+§@	Sample deviation (see appendix)

Component	LOD/Units	Method	Customer Sample R	IP405	IP405	IP405	IP407	IP407	IP407
			Depth (m)	2.50	3.30	3.70	0.50	1.50	2.50
			Sample Type	Soil/Solid	Soil/Solid	Soil/Solid	Soil/Solid	Soil/Solid	Soil/Solid
			Date Sampled	03/07/2014	03/07/2014	03/07/2014	03/07/2014	03/07/2014	03/07/2014
			Sample Time	.	.	.	.	.	.
			Date Received	06/07/2014	06/07/2014	06/07/2014	06/07/2014	06/07/2014	06/07/2014
			SDG Ref	140706-12	140706-12	140706-12	140706-12	140706-12	140706-12
			Lab Sample No.(s)	9565691	9565696	9565700	9566034	9566038	9566042
			AGS Reference						
Naphthalene-d8 % recovery**	%	TM218		97.5	124	102	92.4	95	97.6
Acenaphthene-d10 % recovery**	%	TM218		94.2	120	103	96.6	94.3	96.4
Phenanthrene-d10 % recovery**	%	TM218		92.2	112	102	94.3	93.6	93.5
Chrysene-d12 % recovery**	%	TM218		91.9	96.7	104	88.3	86.2	79.2
Perylene-d12 % recovery**	%	TM218		96.7	85.3	105	96.9	88.8	73
Naphthalene	<9 µg/kg	TM218		<9 M	92.8 M	<9 M	<9 M	236 M	190 M
Acenaphthylene	<12 µg/kg	TM218		<12 M	<12 M	<12 M	<12 M	<12 M	<12 M
Acenaphthene	<8 µg/kg	TM218		<8 M	<8 M	<8 M	<8 M	<8 M	<8 M
Fluorene	<10 µg/kg	TM218		<10 M	<10 M	<10 M	<10 M	20.6 M	15.3 M
Phenanthrene	<15 µg/kg	TM218		73.7 M	1560 M	43.5 M	66 M	141 M	260 M
Anthracene	<16 µg/kg	TM218		<16 M	<16 M	<16 M	<16 M	<16 M	24.8 M
Fluoranthene	<17 µg/kg	TM218		<17 M	99.3 M	<17 M	73.4 M	99.1 M	133 M
Pyrene	<15 µg/kg	TM218		<15 M	29.2 M	<15 M	51.9 M	73.1 M	96 M
Benz(a)anthracene	<14 µg/kg	TM218		23 M	<14 M	<14 M	51.3 M	51.3 M	49.2 M
Chrysene	<10 µg/kg	TM218		34.9 M	585 M	20 M	54 M	71.2 M	116 M
Benzo(b)fluoranthene	<15 µg/kg	TM218		36.9 M	335 M	19.2 M	74 M	76.3 M	126 M
Benzo(k)fluoranthene	<14 µg/kg	TM218		<14 M	<14 M	<14 M	22 M	19.1 M	21.6 M
Benzo(a)pyrene	<15 µg/kg	TM218		<15 M	<15 M	<15 M	35.2 M	30.3 M	33 M
Indeno(1,2,3-cd)pyrene	<18 µg/kg	TM218		<18 M	<18 M	<18 M	<18 M	<18 M	24.2 M
Dibenzo(a,h)anthracene	<23 µg/kg	TM218		<23 M	36.7 M	<23 M	<23 M	<23 M	<23 M
Benzo(g,h,i)perylene	<24 µg/kg	TM218		<24 M	<24 M	<24 M	<24 M	<24 M	30.7 M
PAH, Total Detected USEPA 16	<118 µg/kg	TM218		169	2740	<118	428	818	1120

CERTIFICATE OF ANALYSIS

SDG:	140706-12	**Location:**	Coed Darcy	**Order Number:**	CD0732
Job:	H_ATKINS_LDC-224	**Customer:**	Atkins Global Ltd	**Report Number:**	278495
Client Reference:	Site Wide Trial Pitting	**Attention:**	Jack Lowrie	**Superseded Report:**	277575

PAH by GCMS

Results Legend	
#	ISO17025 accredited.
M	*m*CERTS accredited.
aq	Aqueous / settled sample.
diss.filt	Dissolved / filtered sample.
tot.unfilt	Total / unfiltered sample.
*	Subcontracted test.
**	% recovery of the surrogate standard to check the efficiency of the method. The results of individual compounds within samples aren't corrected for the recovery
(F)	Trigger breach confirmed
1-5&+§@	Sample deviation (see appendix)

Component	LOD/Units	Method	Customer Sample R	IP410	IP410	IP410	IP411	IP411	IP412
			Depth (m)	0.50	1.50	2.50	0.50	1.50	0.50
			Sample Type	Soil/Solid	Soil/Solid	Soil/Solid	Soil/Solid	Soil/Solid	Soil/Solid
			Date Sampled	03/07/2014	03/07/2014	03/07/2014	03/07/2014	03/07/2014	03/07/2014
			Sample Time	.	.	.	.	.	.
			Date Received	06/07/2014	06/07/2014	06/07/2014	06/07/2014	06/07/2014	06/07/2014
			SDG Ref	140706-12	140706-12	140706-12	140706-12	140706-12	140706-12
			Lab Sample No.(s)	9565470	9565474	9565478	9565445	9565453	9566050
			AGS Reference						
Naphthalene-d8 % recovery**	%	TM218		97.8	101	100	101	99.8	92.8
Acenaphthene-d10 % recovery**	%	TM218		98.3	99	99.1	101	96	92.2
Phenanthrene-d10 % recovery**	%	TM218		95.8	95.2	98.2	99.2	92.3	89.8
Chrysene-d12 % recovery**	%	TM218		81.8	90.8	89	86.5	86.5	80.6
Perylene-d12 % recovery**	%	TM218		77.1	92.4	91.3	82.8	86.5	73.4
Naphthalene	<9 µg/kg	TM218		21.2 M	46.4 M	44.3 M	<9 M	<9 M	19.9 M
Acenaphthylene	<12 µg/kg	TM218		<12 M	<12 M	<12 M	<12 M	<12 M	24.9 M
Acenaphthene	<8 µg/kg	TM218		<8 M	27.9 M	20.7 M	<8 M	<8 M	<8 M
Fluorene	<10 µg/kg	TM218		<10 M	36.7 M	15.9 M	<10 M	<10 M	<10 M
Phenanthrene	<15 µg/kg	TM218		108 M	88.1 M	88.8 M	63.4 M	60.5 M	169 M
Anthracene	<16 µg/kg	TM218		<16 M	<16 M	90.9 M	<16 M	<16 M	21.6 M
Fluoranthene	<17 µg/kg	TM218		140 M	22.9 M	48.1 M	37.4 M	19.4 M	251 M
Pyrene	<15 µg/kg	TM218		101 M	<15 M	29.8 M	27.4 M	<15 M	188 M
Benz(a)anthracene	<14 µg/kg	TM218		66.7 M	<14 M	31.7 M	27.7 M	25.6 M	104 M
Chrysene	<10 µg/kg	TM218		106 M	48.5 M	56 M	44 M	29.1 M	181 M
Benzo(b)fluoranthene	<15 µg/kg	TM218		120 M	52.9 M	67.9 M	48 M	36.6 M	266 M
Benzo(k)fluoranthene	<14 µg/kg	TM218		38.2 M	<14 M	19.5 M	<14 M	<14 M	91.2 M
Benzo(a)pyrene	<15 µg/kg	TM218		58.6 M	<15 M	23.3 M	19 M	<15 M	118 M
Indeno(1,2,3-cd)pyrene	<18 µg/kg	TM218		41.7 M	<18 M	<18 M	<18 M	<18 M	119 M
Dibenzo(a,h)anthracene	<23 µg/kg	TM218		<23 M	<23 M	<23 M	<23 M	<23 M	35.3 M
Benzo(g,h,i)perylene	<24 µg/kg	TM218		51.5 M	<24 M	<24 M	<24 M	<24 M	137 M
PAH, Total Detected USEPA 16	<118 µg/kg	TM218		852	323	537	267	171	1730

CERTIFICATE OF ANALYSIS

SDG:	140706-12	**Location:**	Coed Darcy	**Order Number:**	CD0732
Job:	H_ATKINS_LDC-224	**Customer:**	Atkins Global Ltd	**Report Number:**	278495
Client Reference:	Site Wide Trial Pitting	**Attention:**	Jack Lowrie	**Superseded Report:**	277575

PAH by GCMS

Results Legend	
#	ISO17025 accredited.
M	*m*CERTS accredited.
aq	Aqueous / settled sample.
diss.filt	Dissolved / filtered sample.
tot.unfilt	Total / unfiltered sample.
*	Subcontracted test.
**	% recovery of the surrogate standard to check the efficiency of the method. The results of individual compounds within samples aren't corrected for the recovery
(F)	Trigger breach confirmed
1-5&+§@	Sample deviation (see appendix)

Component	LOD/Units	Method	Customer Sample R	IP413	IP422	IP422	IP422	IP423	IP423
			Depth (m)	0.50	0.50	1.50	2.50	0.50	1.50
			Sample Type	Soil/Solid	Soil/Solid	Soil/Solid	Soil/Solid	Soil/Solid	Soil/Solid
			Date Sampled	03/07/2014	03/07/2014	03/07/2014	03/07/2014	03/07/2014	03/07/2014
			Sample Time	.	.	.	.	.	.
			Date Received	06/07/2014	06/07/2014	06/07/2014	06/07/2014	06/07/2014	06/07/2014
			SDG Ref	140706-12	140706-12	140706-12	140706-12	140706-12	140706-12
			Lab Sample No.(s)	9566046	9566062	9566066	9565408	9565412	9565416
			AGS Reference						
Naphthalene-d8 % recovery**	%	TM218		90.6	106	97.4	96.2	102	98.5
Acenaphthene-d10 % recovery**	%	TM218		91.3	105	95.5	94.4	102	96.8
Phenanthrene-d10 % recovery**	%	TM218		89.7	103	95.4	94	101	96.2
Chrysene-d12 % recovery**	%	TM218		83.9	88.5	88.1	85.4	90.1	88.2
Perylene-d12 % recovery**	%	TM218		78.7	87.2	93	86.7	92.8	93
Naphthalene	<9 µg/kg	TM218		16.9 M	19.4 M	10.9 M	<9 M	<9 M	12.4 M
Acenaphthylene	<12 µg/kg	TM218		98.6 M	<12 M	29.4 M	<12 M	<12 M	14.5 M
Acenaphthene	<8 µg/kg	TM218		<8 M	<8 M	<8 M	<8 M	<8 M	<8 M
Fluorene	<10 µg/kg	TM218		29.2 M	<10 M	<10 M	<10 M	<10 M	<10 M
Phenanthrene	<15 µg/kg	TM218		911 M	117 M	117 M	88.4 M	24.2 M	69.9 M
Anthracene	<16 µg/kg	TM218		227 M	<16 M	<16 M	<16 M	<16 M	<16 M
Fluoranthene	<17 µg/kg	TM218		1430 M	127 M	246 M	97.3 M	<17 M	144 M
Pyrene	<15 µg/kg	TM218		984 M	95.7 M	194 M	70.9 M	<15 M	108 M
Benz(a)anthracene	<14 µg/kg	TM218		512 M	54.6 M	128 M	46.8 M	<14 M	79.4 M
Chrysene	<10 µg/kg	TM218		538 M	108 M	175 M	69.9 M	17.1 M	89.3 M
Benzo(b)fluoranthene	<15 µg/kg	TM218		697 M	171 M	282 M	106 M	26.8 M	142 M
Benzo(k)fluoranthene	<14 µg/kg	TM218		251 M	49.5 M	107 M	31.9 M	<14 M	47.9 M
Benzo(a)pyrene	<15 µg/kg	TM218		468 M	63.1 M	136 M	33.3 M	<15 M	73.8 M
Indeno(1,2,3-cd)pyrene	<18 µg/kg	TM218		305 M	54.3 M	98.2 M	29.1 M	<18 M	59.2 M
Dibenzo(a,h)anthracene	<23 µg/kg	TM218		83.4 M	<23 M	<23 M	<23 M	<23 M	<23 M
Benzo(g,h,i)perylene	<24 µg/kg	TM218		324 M	66.4 M	108 M	35.3 M	<24 M	70.7 M
PAH, Total Detected USEPA 16	<118 µg/kg	TM218		6870	926	1630	609	<118	911

CERTIFICATE OF ANALYSIS

SDG:	140706-12	**Location:**	Coed Darcy	**Order Number:**	CD0732
Job:	H_ATKINS_LDC-224	**Customer:**	Atkins Global Ltd	**Report Number:**	278495
Client Reference:	Site Wide Trial Pitting	**Attention:**	Jack Lowrie	**Superseded Report:**	277575

PAH by GCMS

Results Legend	
#	ISO17025 accredited.
M	*m*CERTS accredited.
aq	Aqueous / settled sample.
diss.filt	Dissolved / filtered sample.
tot.unfilt	Total / unfiltered sample.
*	Subcontracted test.
**	% recovery of the surrogate standard to check the efficiency of the method. The results of individual compounds within samples aren't corrected for the recovery
(F)	Trigger breach confirmed
1-5&+§@	Sample deviation (see appendix)

Component	LOD/Units	Method	Customer Sample R	IP423	IP424	IP424	IP424	IP424	IP425
			Depth (m)	2.50	0.50	1.50	2.50	3.50	0.50
			Sample Type	Soil/Solid	Soil/Solid	Soil/Solid	Soil/Solid	Soil/Solid	Soil/Solid
			Date Sampled	03/07/2014	03/07/2014	03/07/2014	03/07/2014	03/07/2014	03/07/2014
			Sample Time	.	.	.	.	.	.
			Date Received	06/07/2014	06/07/2014	06/07/2014	06/07/2014	06/07/2014	06/07/2014
			SDG Ref	140706-12	140706-12	140706-12	140706-12	140706-12	140706-12
			Lab Sample No.(s)	9565420	9565498	9565502	9565506	9565510	9566030
			AGS Reference						
Naphthalene-d8 % recovery**	%	TM218		95.3	97.4	95.3	97.1	92.3	90.8
Acenaphthene-d10 % recovery**	%	TM218		93.6	94.6	93	93.9	91.9	94.1
Phenanthrene-d10 % recovery**	%	TM218		93	92.2	87	91.7	87.6	91.3
Chrysene-d12 % recovery**	%	TM218		83.8	86.3	88.5	87.6	93.9	83.2
Perylene-d12 % recovery**	%	TM218		87.9	84.3	80.2	87.1	98.8	87.6
Naphthalene	<9 µg/kg	TM218		11.8 M	<9 M	<9 M	<9 M	13.5 M	28.4 M
Acenaphthylene	<12 µg/kg	TM218		26.9 M	<12 M	<12 M	<12 M	96.5 M	<12 M
Acenaphthene	<8 µg/kg	TM218		<8 M	<8 M	<8 M	<8 M	<8 M	<8 M
Fluorene	<10 µg/kg	TM218		<10 M	<10 M	<10 M	<10 M	<10 M	<10 M
Phenanthrene	<15 µg/kg	TM218		87.3 M	39.8 M	46.7 M	30.8 M	130 M	102 M
Anthracene	<16 µg/kg	TM218		<16 M	<16 M	<16 M	<16 M	34.7 M	<16 M
Fluoranthene	<17 µg/kg	TM218		176 M	<17 M	<17 M	<17 M	596 M	98 M
Pyrene	<15 µg/kg	TM218		132 M	<15 M	<15 M	<15 M	465 M	72 M
Benz(a)anthracene	<14 µg/kg	TM218		89.2 M	<14 M	17.2 M	<14 M	307 M	65.5 M
Chrysene	<10 µg/kg	TM218		108 M	14.5 M	30.4 M	13.8 M	492 M	74.5 M
Benzo(b)fluoranthene	<15 µg/kg	TM218		214 M	16.7 M	20.3 M	20.5 M	597 M	113 M
Benzo(k)fluoranthene	<14 µg/kg	TM218		74.4 M	<14 M	<14 M	<14 M	301 M	33.2 M
Benzo(a)pyrene	<15 µg/kg	TM218		103 M	<15 M	<15 M	<15 M	383 M	53 M
Indeno(1,2,3-cd)pyrene	<18 µg/kg	TM218		95 M	<18 M	<18 M	<18 M	403 M	33.7 M
Dibenzo(a,h)anthracene	<23 µg/kg	TM218		<23 M	<23 M	<23 M	<23 M	95.3 M	<23 M
Benzo(g,h,i)perylene	<24 µg/kg	TM218		113 M	<24 M	<24 M	<24 M	378 M	40.7 M
PAH, Total Detected USEPA 16	<118 µg/kg	TM218		1230	<118	<118	<118	4290	713

CERTIFICATE OF ANALYSIS

SDG:	140706-12	**Location:**	Coed Darcy	**Order Number:**	CD0732
Job:	H_ATKINS_LDC-224	**Customer:**	Atkins Global Ltd	**Report Number:**	278495
Client Reference:	Site Wide Trial Pitting	**Attention:**	Jack Lowrie	**Superseded Report:**	277575

PAH by GCMS

Results Legend	
#	ISO17025 accredited.
M	*m*CERTS accredited.
aq	Aqueous / settled sample.
diss.filt	Dissolved / filtered sample.
tot.unfilt	Total / unfiltered sample.
*	Subcontracted test.
**	% recovery of the surrogate standard to check the efficiency of the method. The results of individual compounds within samples aren't corrected for the recovery
(F)	Trigger breach confirmed
1-5&+§@	Sample deviation (see appendix)

Component	LOD/Units	Method	Customer Sample R	IP434	IP434	IP434	IP435	IP435	IP435
			Depth (m)	0.50	1.50	1.80	0.50	1.50	2.50
			Sample Type	Soil/Solid	Soil/Solid	Soil/Solid	Soil/Solid	Soil/Solid	Soil/Solid
			Date Sampled	03/07/2014	03/07/2014	03/07/2014	03/07/2014	03/07/2014	03/07/2014
			Sample Time	.	.	.	.	.	.
			Date Received	06/07/2014	06/07/2014	06/07/2014	06/07/2014	06/07/2014	06/07/2014
			SDG Ref	140706-12	140706-12	140706-12	140706-12	140706-12	140706-12
			Lab Sample No.(s)	9566002	9566006	9566010	9566014	9566018	9566022
			AGS Reference						
Naphthalene-d8 % recovery**	%	TM218		93.5	96.7	94.2	104	102	104
Acenaphthene-d10 % recovery**	%	TM218		96	94.2	91.8	104	102	104
Phenanthrene-d10 % recovery**	%	TM218		92.8	92.5	91.3	102	99.8	102
Chrysene-d12 % recovery**	%	TM218		83	83	82.9	90.7	87	90.9
Perylene-d12 % recovery**	%	TM218		82.6	81.2	83.9	90.2	87.5	93.2
Naphthalene	<9 µg/kg	TM218		11.6 M	14.1 M	12 M	14.1 M	17.9 M	44.9 M
Acenaphthylene	<12 µg/kg	TM218		<12 M	<12 M	<12 M	<12 M	<12 M	<12 M
Acenaphthene	<8 µg/kg	TM218		<8 M	<8 M	<8 M	<8 M	10.3 M	<8 M
Fluorene	<10 µg/kg	TM218		<10 M	<10 M	<10 M	<10 M	14 M	<10 M
Phenanthrene	<15 µg/kg	TM218		130 M	140 M	157 M	114 M	82.4 M	79.3 M
Anthracene	<16 µg/kg	TM218		<16 M	<16 M	<16 M	<16 M	<16 M	<16 M
Fluoranthene	<17 µg/kg	TM218		195 M	99.6 M	100 M	128 M	116 M	<17 M
Pyrene	<15 µg/kg	TM218		144 M	73.3 M	74 M	92.3 M	92.1 M	<15 M
Benz(a)anthracene	<14 µg/kg	TM218		96.5 M	43 M	40.9 M	75 M	60.3 M	<14 M
Chrysene	<10 µg/kg	TM218		132 M	90.8 M	75.4 M	112 M	88.4 M	39.6 M
Benzo(b)fluoranthene	<15 µg/kg	TM218		162 M	94.7 M	83.9 M	183 M	154 M	52.7 M
Benzo(k)fluoranthene	<14 µg/kg	TM218		52.4 M	26.9 M	21.3 M	49.3 M	42.2 M	<14 M
Benzo(a)pyrene	<15 µg/kg	TM218		77.6 M	36.3 M	32.2 M	71.4 M	60.8 M	<15 M
Indeno(1,2,3-cd)pyrene	<18 µg/kg	TM218		47.7 M	24.5 M	24.3 M	49.3 M	47.1 M	<18 M
Dibenzo(a,h)anthracene	<23 µg/kg	TM218		<23 M	<23 M	<23 M	<23 M	<23 M	<23 M
Benzo(g,h,i)perylene	<24 µg/kg	TM218		62.2 M	30.1 M	30.8 M	61.3 M	53.6 M	<24 M
PAH, Total Detected USEPA 16	<118 µg/kg	TM218		1110	673	652	949	839	216

CERTIFICATE OF ANALYSIS

SDG:	140706-12	**Location:**	Coed Darcy	**Order Number:**	CD0732
Job:	H_ATKINS_LDC-224	**Customer:**	Atkins Global Ltd	**Report Number:**	278495
Client Reference:	Site Wide Trial Pitting	**Attention:**	Jack Lowrie	**Superseded Report:**	277575

PAH by GCMS

Results Legend	
#	ISO17025 accredited.
M	*m*CERTS accredited.
aq	Aqueous / settled sample.
diss.filt	Dissolved / filtered sample.
tot.unfilt	Total / unfiltered sample.
*	Subcontracted test.
**	% recovery of the surrogate standard to check the efficiency of the method. The results of individual compounds within samples aren't corrected for the recovery
(F)	Trigger breach confirmed
1-5&+§@	Sample deviation (see appendix)

Component	LOD/Units	Method	Customer Sample R	IP437	IP437	IP437	IP438	IP438	IP438
			Depth (m)	0.50	1.50	2.50	0.50	1.50	2.50
			Sample Type	Soil/Solid	Soil/Solid	Soil/Solid	Soil/Solid	Soil/Solid	Soil/Solid
			Date Sampled	03/07/2014	03/07/2014	03/07/2014	03/07/2014	03/07/2014	03/07/2014
			Sample Time	.	.	.	.	.	.
			Date Received	06/07/2014	06/07/2014	06/07/2014	06/07/2014	06/07/2014	06/07/2014
			SDG Ref	140706-12	140706-12	140706-12	140706-12	140706-12	140706-12
			Lab Sample No.(s)	9565482	9565486	9565490	9565457	9565462	9565466
			AGS Reference						
Naphthalene-d8 % recovery**	%	TM218		97.1	97.3	96.8	95.4	99.1	100
Acenaphthene-d10 % recovery**	%	TM218		94.8	96	91.9	93	99.3	98
Phenanthrene-d10 % recovery**	%	TM218		92	93.9	88.9	90.1	99.3	98.3
Chrysene-d12 % recovery**	%	TM218		86.5	92.8	89	83.3	96	89.7
Perylene-d12 % recovery**	%	TM218		85.7	93.7	100	81	103	93.5
Naphthalene	<9 µg/kg	TM218		42.8 M	48.8 M	182 M	<9 M	431 M	123 M
Acenaphthylene	<12 µg/kg	TM218		30.8 M	51.9 M	<12 M	<12 M	350 M	<12 M
Acenaphthene	<8 µg/kg	TM218		13.6 M	<8 M	11.3 M	<8 M	<8 M	19.2 M
Fluorene	<10 µg/kg	TM218		15.9 M	<10 M	<10 M	<10 M	53.4 M	40 M
Phenanthrene	<15 µg/kg	TM218		184 M	119 M	66.2 M	46.1 M	323 M	56.6 M
Anthracene	<16 µg/kg	TM218		35.8 M	28.2 M	<16 M	<16 M	143 M	<16 M
Fluoranthene	<17 µg/kg	TM218		244 M	266 M	<17 M	28.1 M	1440 M	20.3 M
Pyrene	<15 µg/kg	TM218		178 M	209 M	<15 M	21.5 M	1290 M	<15 M
Benz(a)anthracene	<14 µg/kg	TM218		143 M	162 M	15.9 M	<14 M	874 M	28.5 M
Chrysene	<10 µg/kg	TM218		189 M	196 M	40 M	29.4 M	898 M	22.7 M
Benzo(b)fluoranthene	<15 µg/kg	TM218		255 M	337 M	46.8 M	33.5 M	2640 M	35.3 M
Benzo(k)fluoranthene	<14 µg/kg	TM218		79.3 M	120 M	<14 M	<14 M	841 M	<14 M
Benzo(a)pyrene	<15 µg/kg	TM218		129 M	195 M	20.8 M	<15 M	1530 M	<15 M
Indeno(1,2,3-cd)pyrene	<18 µg/kg	TM218		133 M	210 M	23.4 M	<18 M	1350 M	<18 M
Dibenzo(a,h)anthracene	<23 µg/kg	TM218		44.5 M	58.2 M	<23 M	<23 M	332 M	<23 M
Benzo(g,h,i)perylene	<24 µg/kg	TM218		158 M	238 M	<24 M	<24 M	1570 M	<24 M
PAH, Total Detected USEPA 16	<118 µg/kg	TM218		1880	2240	406	159	14100	346

CERTIFICATE OF ANALYSIS

SDG:	140706-12	**Location:**	Coed Darcy	**Order Number:**	CD0732
Job:	H_ATKINS_LDC-224	**Customer:**	Atkins Global Ltd	**Report Number:**	278495
Client Reference:	Site Wide Trial Pitting	**Attention:**	Jack Lowrie	**Superseded Report:**	277575

PAH by GCMS

Results Legend	
#	ISO17025 accredited.
M	*m*CERTS accredited.
aq	Aqueous / settled sample.
diss.filt	Dissolved / filtered sample.
tot.unfilt	Total / unfiltered sample.
*	Subcontracted test.
**	% recovery of the surrogate standard to check the efficiency of the method. The results of individual compounds within samples aren't corrected for the recovery
(F)	Trigger breach confirmed
1-5&+§@	Sample deviation (see appendix)

Component	LOD/Units	Method	Customer Sample R	IP439	IP439	IP439	IP440	IP440	IP449
			Depth (m)	0.50	1.50	2.50	0.50	1.50	0.50
			Sample Type	Soil/Solid	Soil/Solid	Soil/Solid	Soil/Solid	Soil/Solid	Soil/Solid
			Date Sampled	03/07/2014	03/07/2014	03/07/2014	03/07/2014	03/07/2014	03/07/2014
			Sample Time	.	.	.	.	.	.
			Date Received	06/07/2014	06/07/2014	06/07/2014	06/07/2014	06/07/2014	06/07/2014
			SDG Ref	140706-12	140706-12	140706-12	140706-12	140706-12	140706-12
			Lab Sample No.(s)	9565432	9565436	9565440	9565424	9565428	9565990
			AGS Reference						
Naphthalene-d8 % recovery**	%	TM218		97	103	103	105	94.5	105
Acenaphthene-d10 % recovery**	%	TM218		95	103	103	106	92.2	105
Phenanthrene-d10 % recovery**	%	TM218		94.7	102	101	104	92	100
Chrysene-d12 % recovery**	%	TM218		86.8	92.6	91.7	94.2	84.2	84.5
Perylene-d12 % recovery**	%	TM218		91.5	97.2	95	101	88.4	81.3
Naphthalene	<9 µg/kg	TM218		<9 M	142 M	53 M	38 M	20.9 M	66.4 M
Acenaphthylene	<12 µg/kg	TM218		<12 M	25.2 M	<12 M	90.9 M	<12 M	<12 M
Acenaphthene	<8 µg/kg	TM218		<8 M	<8 M	<8 M	<8 M	<8 M	23.8 M
Fluorene	<10 µg/kg	TM218		<10 M	<10 M	<10 M	11.5 M	<10 M	18 M
Phenanthrene	<15 µg/kg	TM218		36.5 M	92.2 M	39.7 M	261 M	77.8 M	355 M
Anthracene	<16 µg/kg	TM218		<16 M	<16 M	<16 M	60.2 M	<16 M	35.8 M
Fluoranthene	<17 µg/kg	TM218		19.6 M	89.8 M	21.2 M	981 M	32.3 M	552 M
Pyrene	<15 µg/kg	TM218		<15 M	68.3 M	<15 M	752 M	22.1 M	396 M
Benz(a)anthracene	<14 µg/kg	TM218		26.4 M	49.6 M	<14 M	523 M	28.9 M	278 M
Chrysene	<10 µg/kg	TM218		22.8 M	74.1 M	27 M	569 M	44.5 M	364 M
Benzo(b)fluoranthene	<15 µg/kg	TM218		36.4 M	164 M	47.6 M	1170 M	60.2 M	667 M
Benzo(k)fluoranthene	<14 µg/kg	TM218		<14 M	45.8 M	<14 M	380 M	<14 M	178 M
Benzo(a)pyrene	<15 µg/kg	TM218		<15 M	71.5 M	16.9 M	671 M	<15 M	269 M
Indeno(1,2,3-cd)pyrene	<18 µg/kg	TM218		<18 M	78.6 M	19.8 M	504 M	<18 M	178 M
Dibenzo(a,h)anthracene	<23 µg/kg	TM218		<23 M	<23 M	<23 M	135 M	<23 M	75.9 M
Benzo(g,h,i)perylene	<24 µg/kg	TM218		<24 M	95.7 M	<24 M	566 M	<24 M	220 M
PAH, Total Detected USEPA 16	<118 µg/kg	TM218		142	997	225	6710	287	3670

CERTIFICATE OF ANALYSIS

SDG:	140706-12	**Location:**	Coed Darcy	**Order Number:**	CD0732
Job:	H_ATKINS_LDC-224	**Customer:**	Atkins Global Ltd	**Report Number:**	278495
Client Reference:	Site Wide Trial Pitting	**Attention:**	Jack Lowrie	**Superseded Report:**	277575

PAH by GCMS

Results Legend	
#	ISO17025 accredited.
M	*m*CERTS accredited.
aq	Aqueous / settled sample.
diss.filt	Dissolved / filtered sample.
tot.unfilt	Total / unfiltered sample.
*	Subcontracted test.
**	% recovery of the surrogate standard to check the efficiency of the method. The results of individual compounds within samples aren't corrected for the recovery
(F)	Trigger breach confirmed
1-5&+§@	Sample deviation (see appendix)

Component	LOD/Units	Method	Customer Sample R	IP449	IP449				
			Depth (m)	1.50	2.30				
			Sample Type	Soil/Solid	Soil/Solid				
			Date Sampled	03/07/2014	03/07/2014				
			Sample Time	.	.				
			Date Received	06/07/2014	06/07/2014				
			SDG Ref	140706-12	140706-12				
			Lab Sample No.(s)	9565994	9565998				
			AGS Reference						
Naphthalene-d8 % recovery**	%	TM218		84.3	96				
Acenaphthene-d10 % recovery**	%	TM218		86.4	95.3				
Phenanthrene-d10 % recovery**	%	TM218		85.1	93.1				
Chrysene-d12 % recovery**	%	TM218		83.9	80.5				
Perylene-d12 % recovery**	%	TM218		84.4	82				
Naphthalene	<9 µg/kg	TM218		<9 M	<9 M				
Acenaphthylene	<12 µg/kg	TM218		<12 M	<12 M				
Acenaphthene	<8 µg/kg	TM218		<8 M	<8 M				
Fluorene	<10 µg/kg	TM218		<10 M	<10 M				
Phenanthrene	<15 µg/kg	TM218		<15 M	18.2 M				
Anthracene	<16 µg/kg	TM218		<16 M	<16 M				
Fluoranthene	<17 µg/kg	TM218		<17 M	<17 M				
Pyrene	<15 µg/kg	TM218		<15 M	<15 M				
Benz(a)anthracene	<14 µg/kg	TM218		<14 M	<14 M				
Chrysene	<10 µg/kg	TM218		<10 M	13.8 M				
Benzo(b)fluoranthene	<15 µg/kg	TM218		<15 M	21.1 M				
Benzo(k)fluoranthene	<14 µg/kg	TM218		<14 M	<14 M				
Benzo(a)pyrene	<15 µg/kg	TM218		<15 M	<15 M				
Indeno(1,2,3-cd)pyrene	<18 µg/kg	TM218		<18 M	<18 M				
Dibenzo(a,h)anthracene	<23 µg/kg	TM218		<23 M	<23 M				
Benzo(g,h,i)perylene	<24 µg/kg	TM218		<24 M	<24 M				
PAH, Total Detected USEPA 16	<118 µg/kg	TM218		<118	<118				

CERTIFICATE OF ANALYSIS

SDG:	140706-12	**Location:**	Coed Darcy	**Order Number:**	CD0732
Job:	H_ATKINS_LDC-224	**Customer:**	Atkins Global Ltd	**Report Number:**	278495
Client Reference:	Site Wide Trial Pitting	**Attention:**	Jack Lowrie	**Superseded Report:**	277575

TPH CWG (S)

Results Legend

#	ISO17025 accredited.
M	*m*CERTS accredited.
aq	Aqueous / settled sample.
diss.filt	Dissolved / filtered sample.
tot.unfilt	Total / unfiltered sample.
*	Subcontracted test.
**	% recovery of the surrogate standard to check the efficiency of the method. The results of individual compounds within samples aren't corrected for the recovery
(F)	Trigger breach confirmed
1-5&+§@	Sample deviation (see appendix)

Component	LOD/Units	Method	Customer Sample R	IP027	IP027	IP027	IP035	IP035	IP035
			Depth (m)	0.50	1.50	2.50	0.50	1.50	2.50
			Sample Type	Soil/Solid	Soil/Solid	Soil/Solid	Soil/Solid	Soil/Solid	Soil/Solid
			Date Sampled	03/07/2014	03/07/2014	03/07/2014	03/07/2014	03/07/2014	03/07/2014
			Sample Time	.	.	.	.	.	.
			Date Received	06/07/2014	06/07/2014	06/07/2014	06/07/2014	06/07/2014	06/07/2014
			SDG Ref	140706-12	140706-12	140706-12	140706-12	140706-12	140706-12
			Lab Sample No.(s)	9565975	9565978	9565986	9565648	9565652	9565659
			AGS Reference						
GRO Surrogate % recovery**	%	TM089		73 @	84 @	82 @	84	112	114
GRO TOT (Moisture Corrected)	<44 µg/kg	TM089		<176 @ M	<176 @ M	<176 @ M	<176 M	<176 M	<176 M
Methyl tertiary butyl ether (MTBE)	<5 µg/kg	TM089		<20 @ M	<20 @ M	<20 @ M	<20 M	<20 M	<20 M
Benzene	<10 µg/kg	TM089		<40 @ M	<40 @ M	<40 @ M	<40 M	<40 M	<40 M
Toluene	<2 µg/kg	TM089		<8 @ M	<8 @ M	<8 @ M	<8 M	<8 M	<8 M
Ethylbenzene	<3 µg/kg	TM089		<12 @ M	<12 @ M	<12 @ M	<12 M	<12 M	<12 M
m,p-Xylene	<6 µg/kg	TM089		<24 @ M	<24 @ M	<24 @ M	<24 M	<24 M	<24 M
o-Xylene	<3 µg/kg	TM089		<12 @ M	<12 @ M	<12 @ M	<12 M	<12 M	<12 M
sum of detected mpo xylene by GC	<9 µg/kg	TM089		<36 @	<36 @	<9 @	<9	<9	<9
sum of detected BTEX by GC	<24 µg/kg	TM089		<96 @	<96 @	<24 @	<24	<24	<24
Aliphatics >C5-C6	<10 µg/kg	TM089		<40 @	<40 @	<40 @	<40	<40	<40
Aliphatics >C6-C8	<10 µg/kg	TM089		<40 @	<40 @	<40 @	<40	<40	<40
Aliphatics >C8-C10	<10 µg/kg	TM089		<40 @	<40 @	<40 @	<40	<40	<40
Aliphatics >C10-C12	<10 µg/kg	TM089		<40 @	<40 @	<40 @	<40	<40	<40
Aliphatics >C12-C16	<100 µg/kg	TM173		5000	<100	<100	<100	<100	<100
Aliphatics >C16-C21	<100 µg/kg	TM173		40300	<100	<100	<100	<100	<100
Aliphatics >C21-C35	<100 µg/kg	TM173		173000	<100	<100	<100	<100	<100
Aliphatics >C35-C44	<100 µg/kg	TM173		49600	<100	<100	<100	<100	<100
Total Aliphatics >C12-C44	<100 µg/kg	TM173		268000	<100	<100	<100	<100	<100
Aromatics >EC5-EC7	<10 µg/kg	TM089		<40 @	<40 @	<40 @	<40	<40	<40
Aromatics >EC7-EC8	<10 µg/kg	TM089		<40 @	<40 @	<40 @	<40	<40	<40
Aromatics >EC8-EC10	<10 µg/kg	TM089		<40 @	<40 @	<40 @	<40	<40	<40
Aromatics >EC10-EC12	<10 µg/kg	TM089		<40 @	<40 @	<40 @	<40	<40	<40
Aromatics >EC12-EC16	<100 µg/kg	TM173		<100	<100	<100	<100	<100	<100
Aromatics >EC16-EC21	<100 µg/kg	TM173		12200	1100	<100	<100	<100	<100
Aromatics >EC21-EC35	<100 µg/kg	TM173		135000	6170	<100	<100	<100	<100
Aromatics >EC35-EC44	<100 µg/kg	TM173		68500	2090	<100	<100	<100	<100
Aromatics >EC40-EC44	<100 µg/kg	TM173		24600	952	<100	<100	<100	<100
Total Aromatics >EC12-EC44	<100 µg/kg	TM173		216000	9360	<100	<100	<100	<100
Total Aliphatics & Aromatics >C5-C44	<100 µg/kg	TM173		484000	9370	<100	<100	<100	<100

CERTIFICATE OF ANALYSIS

SDG:	140706-12	**Location:**	Coed Darcy	**Order Number:**	CD0732
Job:	H_ATKINS_LDC-224	**Customer:**	Atkins Global Ltd	**Report Number:**	278495
Client Reference:	Site Wide Trial Pitting	**Attention:**	Jack Lowrie	**Superseded Report:**	277575

TPH CWG (S)

Results Legend	
#	ISO17025 accredited.
M	*m*CERTS accredited.
aq	Aqueous / settled sample.
diss.filt	Dissolved / filtered sample.
tot.unfilt	Total / unfiltered sample.
*	Subcontracted test.
**	% recovery of the surrogate standard to check the efficiency of the method. The results of individual compounds within samples aren't corrected for the recovery
(F)	Trigger breach confirmed
1-5&+§@	Sample deviation (see appendix)

Component	LOD/Units	Method	Customer Sample R	IP035	IP057	IP057	IP060	IP060	IP060
			Depth (m)	3.50	0.40	0.80	0.50	1.00	2.50
			Sample Type	Soil/Solid	Soil/Solid	Soil/Solid	Soil/Solid	Soil/Solid	Soil/Solid
			Date Sampled	03/07/2014	03/07/2014	03/07/2014	03/07/2014	03/07/2014	03/07/2014
			Sample Time	.	.	.	.	.	.
			Date Received	06/07/2014	06/07/2014	06/07/2014	06/07/2014	06/07/2014	06/07/2014
			SDG Ref	140706-12	140706-12	140706-12	140706-12	140706-12	140706-12
			Lab Sample No.(s)	9565663	9565967	9565971	9565619	9565623	9565627
			AGS Reference						
GRO Surrogate % recovery**	%	TM089		114	78 @	89 @	84	87	92
GRO TOT (Moisture Corrected)	<44 µg/kg	TM089		<176 M	1470 @ M	2950 @ M	<176 M	<176 M	<176 M
Methyl tertiary butyl ether (MTBE)	<5 µg/kg	TM089		<20 M	<20 @ M	<20 @ M	<20 M	<20 M	<20 M
Benzene	<10 µg/kg	TM089		<40 M	<40 @ M	<40 @ M	<40 M	<40 M	<40 M
Toluene	<2 µg/kg	TM089		<8 M	<8 @ M	<8 @ M	<8 M	<8 M	<8 M
Ethylbenzene	<3 µg/kg	TM089		<12 M	<12 @ M	<12 @ M	<12 M	<12 M	<12 M
m,p-Xylene	<6 µg/kg	TM089		<24 M	<24 @ M	<24 @ M	<24 M	<24 M	<24 M
o-Xylene	<3 µg/kg	TM089		<12 M	<12 @ M	<12 @ M	<12 M	<12 M	<12 M
sum of detected mpo xylene by GC	<9 µg/kg	TM089		<9	<9 @	<9 @	<9	<9	<9
sum of detected BTEX by GC	<24 µg/kg	TM089		<24	<24 @	<24 @	<24	<24	<24
Aliphatics >C5-C6	<10 µg/kg	TM089		<40	<40 @	<40 @	<40	<40	<40
Aliphatics >C6-C8	<10 µg/kg	TM089		<40	83.3 @	168 @	<40	<40	<40
Aliphatics >C8-C10	<10 µg/kg	TM089		<40	259 @	847 @	<40	<40	<40
Aliphatics >C10-C12	<10 µg/kg	TM089		<40	562 @	815 @	<40	<40	<40
Aliphatics >C12-C16	<100 µg/kg	TM173		<100	405000	108000	<100	<100	<100
Aliphatics >C16-C21	<100 µg/kg	TM173		<100	1710000	507000	<100	<100	<100
Aliphatics >C21-C35	<100 µg/kg	TM173		<100	2280000	527000	8330	<100	<100
Aliphatics >C35-C44	<100 µg/kg	TM173		<100	288000	56500	<100	<100	<100
Total Aliphatics >C12-C44	<100 µg/kg	TM173		<100	4690000	1200000	8330	<100	<100
Aromatics >EC5-EC7	<10 µg/kg	TM089		<40	<40 @	<40 @	<40	<40	<40
Aromatics >EC7-EC8	<10 µg/kg	TM089		<40	<40 @	<40 @	<40	<40	<40
Aromatics >EC8-EC10	<10 µg/kg	TM089		<40	172 @	564 @	<40	<40	<40
Aromatics >EC10-EC12	<10 µg/kg	TM089		<40	375 @	544 @	<40	<40	<40
Aromatics >EC12-EC16	<100 µg/kg	TM173		<100	137000	7760	<100	<100	<100
Aromatics >EC16-EC21	<100 µg/kg	TM173		<100	945000	114000	3680	<100	<100
Aromatics >EC21-EC35	<100 µg/kg	TM173		<100	1420000	228000	35000	<100	<100
Aromatics >EC35-EC44	<100 µg/kg	TM173		<100	266000	62800	18400	<100	<100
Aromatics >EC40-EC44	<100 µg/kg	TM173		<100	101000	21800	6060	<100	<100
Total Aromatics >EC12-EC44	<100 µg/kg	TM173		<100	2770000	412000	57100	<100	<100
Total Aliphatics & Aromatics >C5-C44	<100 µg/kg	TM173		<100	7460000	1610000	65400	<100	<100

CERTIFICATE OF ANALYSIS

SDG:	140706-12	**Location:**	Coed Darcy	**Order Number:**	CD0732
Job:	H_ATKINS_LDC-224	**Customer:**	Atkins Global Ltd	**Report Number:**	278495
Client Reference:	Site Wide Trial Pitting	**Attention:**	Jack Lowrie	**Superseded Report:**	277575

TPH CWG (S)

Results Legend

#	ISO17025 accredited.
M	*m*CERTS accredited.
aq	Aqueous / settled sample.
diss.filt	Dissolved / filtered sample.
tot.unfilt	Total / unfiltered sample.
*	Subcontracted test.
**	% recovery of the surrogate standard to check the efficiency of the method. The results of individual compounds within samples aren't corrected for the recovery
(F)	Trigger breach confirmed
1-5&+§@	Sample deviation (see appendix)

Component	LOD/Units	Method	Customer Sample R	IP060	IP060	IP060	IP061	IP061	IP061
			Depth (m)	3.50	4.00	5.00	0.50	1.60	2.60
			Sample Type	Soil/Solid	Soil/Solid	Soil/Solid	Soil/Solid	Soil/Solid	Soil/Solid
			Date Sampled	03/07/2014	03/07/2014	03/07/2014	03/07/2014	03/07/2014	03/07/2014
			Sample Time	.	.	.	.	.	.
			Date Received	06/07/2014	06/07/2014	06/07/2014	06/07/2014	06/07/2014	06/07/2014
			SDG Ref	140706-12	140706-12	140706-12	140706-12	140706-12	140706-12
			Lab Sample No.(s)	9565635	9565639	9565644	9565580	9565589	9565593
			AGS Reference						
GRO Surrogate % recovery**	%	TM089		73	53 @	96	84	86	85
GRO TOT (Moisture Corrected)	<44 µg/kg	TM089		18000 M	20700 @ M	20000 M	<176 M	<176 M	<176 M
Methyl tertiary butyl ether (MTBE)	<5 µg/kg	TM089		382 M	<20 @ M	558 M	<20 M	<20 M	<20 M
Benzene	<10 µg/kg	TM089		<40 M	181 @ M	<40 M	<40 M	<40 M	<40 M
Toluene	<2 µg/kg	TM089		<8 M	<8 @ M	<8 M	<8 M	<8 M	<8 M
Ethylbenzene	<3 µg/kg	TM089		<12 M	<12 @ M	<12 M	<12 M	<12 M	<12 M
m,p-Xylene	<6 µg/kg	TM089		<24 M	<24 @ M	<24 M	<24 M	<24 M	<24 M
o-Xylene	<3 µg/kg	TM089		<12 M	<12 @ M	<12 M	<12 M	<12 M	<12 M
sum of detected mpo xylene by GC	<9 µg/kg	TM089		<9	<36 @	<9	<9	<9	<9
sum of detected BTEX by GC	<24 µg/kg	TM089		<24	181 @	<24	<24	<24	<24
Aliphatics >C5-C6	<10 µg/kg	TM089		180	1110 @	259	<40	<40	<40
Aliphatics >C6-C8	<10 µg/kg	TM089		5530	10400 @	4780	<40	<40	<40
Aliphatics >C8-C10	<10 µg/kg	TM089		4290	3900 @	4690	<40	<40	<40
Aliphatics >C10-C12	<10 µg/kg	TM089		2860	1470 @	3940	<40	<40	<40
Aliphatics >C12-C16	<100 µg/kg	TM173		<100	<100	<100	<100	<100	<100
Aliphatics >C16-C21	<100 µg/kg	TM173		<100	<100	<100	<100	<100	<100
Aliphatics >C21-C35	<100 µg/kg	TM173		<100	<100	<100	<100	<100	<100
Aliphatics >C35-C44	<100 µg/kg	TM173		<100	<100	<100	<100	<100	<100
Total Aliphatics >C12-C44	<100 µg/kg	TM173		<100	<100	<100	<100	<100	<100
Aromatics >EC5-EC7	<10 µg/kg	TM089		<40	181 @	<40	<40	<40	<40
Aromatics >EC7-EC8	<10 µg/kg	TM089		<40	<40 @	<40	<40	<40	<40
Aromatics >EC8-EC10	<10 µg/kg	TM089		2860	2600 @	3130	<40	<40	<40
Aromatics >EC10-EC12	<10 µg/kg	TM089		1910	979 @	2620	<40	<40	<40
Aromatics >EC12-EC16	<100 µg/kg	TM173		<100	<100	<100	<100	<100	<100
Aromatics >EC16-EC21	<100 µg/kg	TM173		<100	<100	3450	<100	<100	<100
Aromatics >EC21-EC35	<100 µg/kg	TM173		<100	<100	15400	<100	<100	<100
Aromatics >EC35-EC44	<100 µg/kg	TM173		<100	<100	5220	<100	<100	<100
Aromatics >EC40-EC44	<100 µg/kg	TM173		<100	<100	2480	<100	<100	<100
Total Aromatics >EC12-EC44	<100 µg/kg	TM173		<100	<100	24100	<100	<100	<100
Total Aliphatics & Aromatics >C5-C44	<100 µg/kg	TM173		17700	20700	43600	<100	<100	<100

CERTIFICATE OF ANALYSIS

SDG:	140706-12	**Location:**	Coed Darcy	**Order Number:**	CD0732
Job:	H_ATKINS_LDC-224	**Customer:**	Atkins Global Ltd	**Report Number:**	278495
Client Reference:	Site Wide Trial Pitting	**Attention:**	Jack Lowrie	**Superseded Report:**	277575

TPH CWG (S)

Results Legend

#	ISO17025 accredited.
M	*m*CERTS accredited.
aq	Aqueous / settled sample.
diss.filt	Dissolved / filtered sample.
tot.unfilt	Total / unfiltered sample.
*	Subcontracted test.
**	% recovery of the surrogate standard to check the efficiency of the method. The results of individual compounds within samples aren't corrected for the recovery
(F)	Trigger breach confirmed
1-5&+§@	Sample deviation (see appendix)

Component	LOD/Units	Method	Customer Sample R	IP061	IP069	IP069	IP069	IP069	IP070
			Depth (m)	3.60	0.50	1.00	1.70	2.50	0.20
			Sample Type	Soil/Solid	Soil/Solid	Soil/Solid	Soil/Solid	Soil/Solid	Soil/Solid
			Date Sampled	03/07/2014	03/07/2014	03/07/2014	03/07/2014	03/07/2014	03/07/2014
			Sample Time	.	.	.	.	.	.
			Date Received	06/07/2014	06/07/2014	06/07/2014	06/07/2014	06/07/2014	06/07/2014
			SDG Ref	140706-12	140706-12	140706-12	140706-12	140706-12	140706-12
			Lab Sample No.(s)	9565597	9565544	9565548	9565552	9565556	9565560
			AGS Reference						
GRO Surrogate % recovery**	%	TM089		92	79	101 @	64 @	73 @	69 @
GRO TOT (Moisture Corrected)	<44 µg/kg	TM089		<176 #	<176 M	<176 @ M	<176 @ M	<176 @ M	<176 @ M
Methyl tertiary butyl ether (MTBE)	<5 µg/kg	TM089		<20 #	<20 M	<20 @ M	<20 @ M	<20 @ M	<20 @ M
Benzene	<10 µg/kg	TM089		<40 #	<40 M	<40 @ M	<40 @ M	<40 @ M	<40 @ M
Toluene	<2 µg/kg	TM089		<8 #	<8 M	<8 @ M	<8 @ M	<8 @ M	<8 @ M
Ethylbenzene	<3 µg/kg	TM089		<12 #	<12 M	<12 @ M	<12 @ M	<12 @ M	<12 @ M
m,p-Xylene	<6 µg/kg	TM089		<24 #	<24 M	<24 @ M	<24 @ M	<24 @ M	<24 @ M
o-Xylene	<3 µg/kg	TM089		<12 #	<12 M	<12 @ M	<12 @ M	<12 @ M	<12 @ M
sum of detected mpo xylene by GC	<9 µg/kg	TM089		<9	<9	<9 @	<36 @	<9 @	<36 @
sum of detected BTEX by GC	<24 µg/kg	TM089		<24	<24	<24 @	<96 @	<24 @	<96 @
Aliphatics >C5-C6	<10 µg/kg	TM089		<40	<40	<40 @	<40 @	<40 @	<40 @
Aliphatics >C6-C8	<10 µg/kg	TM089		<40	<40	<40 @	<40 @	<40 @	<40 @
Aliphatics >C8-C10	<10 µg/kg	TM089		<40	<40	<40 @	<40 @	<40 @	<40 @
Aliphatics >C10-C12	<10 µg/kg	TM089		<40	<40	<40 @	<40 @	<40 @	51.9 @
Aliphatics >C12-C16	<100 µg/kg	TM173		<100	<100	<100	<100	<100	1810
Aliphatics >C16-C21	<100 µg/kg	TM173		<100	<100	<100	<100	<100	23300
Aliphatics >C21-C35	<100 µg/kg	TM173		<100	<100	<100	<100	<100	56100
Aliphatics >C35-C44	<100 µg/kg	TM173		<100	<100	<100	<100	<100	6900
Total Aliphatics >C12-C44	<100 µg/kg	TM173		<100	<100	<100	<100	<100	88100
Aromatics >EC5-EC7	<10 µg/kg	TM089		<40	<40	<40 @	<40 @	<40 @	<40 @
Aromatics >EC7-EC8	<10 µg/kg	TM089		<40	<40	<40 @	<40 @	<40 @	<40 @
Aromatics >EC8-EC10	<10 µg/kg	TM089		<40	<40	<40 @	<40 @	<40 @	<40 @
Aromatics >EC10-EC12	<10 µg/kg	TM089		<40	<40	<40 @	<40 @	<40 @	<40 @
Aromatics >EC12-EC16	<100 µg/kg	TM173		<100	<100	<100	<100	<100	<100
Aromatics >EC16-EC21	<100 µg/kg	TM173		<100	<100	<100	<100	<100	13400
Aromatics >EC21-EC35	<100 µg/kg	TM173		<100	<100	<100	<100	<100	86200
Aromatics >EC35-EC44	<100 µg/kg	TM173		<100	<100	<100	<100	<100	31600
Aromatics >EC40-EC44	<100 µg/kg	TM173		<100	<100	<100	<100	<100	11500
Total Aromatics >EC12-EC44	<100 µg/kg	TM173		<100	<100	<100	<100	<100	131000
Total Aliphatics & Aromatics >C5-C44	<100 µg/kg	TM173		<100	<100	<100	<100	<100	220000

CERTIFICATE OF ANALYSIS

SDG:	140706-12	**Location:**	Coed Darcy	**Order Number:**	CD0732
Job:	H_ATKINS_LDC-224	**Customer:**	Atkins Global Ltd	**Report Number:**	278495
Client Reference:	Site Wide Trial Pitting	**Attention:**	Jack Lowrie	**Superseded Report:**	277575

TPH CWG (S)

Results Legend	
#	ISO17025 accredited.
M	*m*CERTS accredited.
aq	Aqueous / settled sample.
diss.filt	Dissolved / filtered sample.
tot.unfilt	Total / unfiltered sample.
*	Subcontracted test.
**	% recovery of the surrogate standard to check the efficiency of the method. The results of individual compounds within samples aren't corrected for the recovery
(F)	Trigger breach confirmed
1-5&+§@	Sample deviation (see appendix)

Component	LOD/Units	Method	Customer Sample R	IP070	IP070	IP071	IP071	IP072	IP072
			Depth (m)	0.50	1.50	0.50	1.50	0.50	1.50
			Sample Type	Soil/Solid	Soil/Solid	Soil/Solid	Soil/Solid	Soil/Solid	Soil/Solid
			Date Sampled	03/07/2014	03/07/2014	03/07/2014	03/07/2014	03/07/2014	03/07/2014
			Sample Time	.	.	.	.	.	.
			Date Received	06/07/2014	06/07/2014	06/07/2014	06/07/2014	06/07/2014	06/07/2014
			SDG Ref	140706-12	140706-12	140706-12	140706-12	140706-12	140706-12
			Lab Sample No.(s)	9565564	9565568	9565572	9565576	9565601	9565605
			AGS Reference						
GRO Surrogate % recovery**	%	TM089		77	79	77	86	75	123
GRO TOT (Moisture Corrected)	<44 µg/kg	TM089		<176 M	<176 M	<176 M	<176 M	<176 M	<176 M
Methyl tertiary butyl ether (MTBE)	<5 µg/kg	TM089		<20 M	<20 M	<20 M	<20 M	<20 M	<20 M
Benzene	<10 µg/kg	TM089		<40 M	<40 M	<40 M	<40 M	<40 M	<40 M
Toluene	<2 µg/kg	TM089		<8 M	<8 M	<8 M	<8 M	<8 M	<8 M
Ethylbenzene	<3 µg/kg	TM089		<12 M	<12 M	<12 M	<12 M	<12 M	<12 M
m,p-Xylene	<6 µg/kg	TM089		<24 M	<24 M	<24 M	<24 M	<24 M	<24 M
o-Xylene	<3 µg/kg	TM089		<12 M	<12 M	<12 M	<12 M	<12 M	<12 M
sum of detected mpo xylene by GC	<9 µg/kg	TM089		<9	<9	<9	<9	<9	<9
sum of detected BTEX by GC	<24 µg/kg	TM089		<24	<24	<24	<24	<24	<24
Aliphatics >C5-C6	<10 µg/kg	TM089		<40	<40	<40	<40	<40	<40
Aliphatics >C6-C8	<10 µg/kg	TM089		<40	<40	<40	<40	<40	<40
Aliphatics >C8-C10	<10 µg/kg	TM089		<40	<40	<40	<40	<40	<40
Aliphatics >C10-C12	<10 µg/kg	TM089		<40	<40	<40	<40	<40	<40
Aliphatics >C12-C16	<100 µg/kg	TM173		<100	<100	<100	<100	<100	<100
Aliphatics >C16-C21	<100 µg/kg	TM173		<100	<100	<100	<100	<100	<100
Aliphatics >C21-C35	<100 µg/kg	TM173		<100	<100	<100	<100	<100	<100
Aliphatics >C35-C44	<100 µg/kg	TM173		<100	<100	<100	<100	<100	<100
Total Aliphatics >C12-C44	<100 µg/kg	TM173		<100	<100	<100	<100	<100	<100
Aromatics >EC5-EC7	<10 µg/kg	TM089		<40	<40	<40	<40	<40	<40
Aromatics >EC7-EC8	<10 µg/kg	TM089		<40	<40	<40	<40	<40	<40
Aromatics >EC8-EC10	<10 µg/kg	TM089		<40	<40	<40	<40	<40	<40
Aromatics >EC10-EC12	<10 µg/kg	TM089		<40	<40	<40	<40	<40	<40
Aromatics >EC12-EC16	<100 µg/kg	TM173		<100	<100	<100	<100	<100	<100
Aromatics >EC16-EC21	<100 µg/kg	TM173		<100	<100	<100	<100	1890	<100
Aromatics >EC21-EC35	<100 µg/kg	TM173		<100	<100	<100	<100	23500	<100
Aromatics >EC35-EC44	<100 µg/kg	TM173		<100	<100	<100	<100	18400	<100
Aromatics >EC40-EC44	<100 µg/kg	TM173		<100	<100	<100	<100	8600	<100
Total Aromatics >EC12-EC44	<100 µg/kg	TM173		<100	<100	<100	<100	43800	<100
Total Aliphatics & Aromatics >C5-C44	<100 µg/kg	TM173		<100	<100	<100	<100	43800	<100

CERTIFICATE OF ANALYSIS

SDG:	140706-12	**Location:**	Coed Darcy	**Order Number:**	CD0732
Job:	H_ATKINS_LDC-224	**Customer:**	Atkins Global Ltd	**Report Number:**	278495
Client Reference:	Site Wide Trial Pitting	**Attention:**	Jack Lowrie	**Superseded Report:**	277575

TPH CWG (S)

Results Legend

#	ISO17025 accredited.
M	*m*CERTS accredited.
aq	Aqueous / settled sample.
diss.filt	Dissolved / filtered sample.
tot.unfilt	Total / unfiltered sample.
*	Subcontracted test.
**	% recovery of the surrogate standard to check the efficiency of the method. The results of individual compounds within samples aren't corrected for the recovery
(F)	Trigger breach confirmed
1-5&+§@	Sample deviation (see appendix)

Component	LOD/Units	Method	Customer Sample R	IP072	IP072	IP077	IP077	IP077	IP085
			Depth (m)	2.50	3.50	0.50	1.30	2.50	0.50
			Sample Type	Soil/Solid	Soil/Solid	Soil/Solid	Soil/Solid	Soil/Solid	Soil/Solid
			Date Sampled	03/07/2014	03/07/2014	03/07/2014	03/07/2014	03/07/2014	03/07/2014
			Sample Time	.	.	.	.	.	.
			Date Received	06/07/2014	06/07/2014	06/07/2014	06/07/2014	06/07/2014	06/07/2014
			SDG Ref	140706-12	140706-12	140706-12	140706-12	140706-12	140706-12
			Lab Sample No.(s)	9565609	9565615	9565514	9565518	9565522	9565883
			AGS Reference						
GRO Surrogate % recovery**	%	TM089		89	74	80 @	12 @	126 @	89
GRO TOT (Moisture Corrected)	<44 µg/kg	TM089		149000 M	506 M	<880 @ M	12200 @ M	20600 @ M	<176 M
Methyl tertiary butyl ether (MTBE)	<5 µg/kg	TM089		87 M	50.9 M	<100 @ M	<20 @ M	<20 @ M	<20 M
Benzene	<10 µg/kg	TM089		<40 M	165 M	<200 @ M	<40 @ M	<40 @ M	<40 M
Toluene	<2 µg/kg	TM089		<8 M	<8 M	<40 @ M	<8 @ M	<8 @ M	<8 M
Ethylbenzene	<3 µg/kg	TM089		<12 M	<12 M	<60 @ M	<12 @ M	<12 @ M	<12 M
m,p-Xylene	<6 µg/kg	TM089		<24 M	<24 M	<120 @ M	<24 @ M	<24 @ M	<24 M
o-Xylene	<3 µg/kg	TM089		<12 M	<12 M	<60 @ M	<12 @ M	<12 @ M	<12 M
sum of detected mpo xylene by GC	<9 µg/kg	TM089		<9	<9	<180 @	<36 @	<36 @	<9
sum of detected BTEX by GC	<24 µg/kg	TM089		<24	165	<480 @	<96 @	<96 @	<24
Aliphatics >C5-C6	<10 µg/kg	TM089		72.1	41.8	<200 @	48 @	<40 @	<40
Aliphatics >C6-C8	<10 µg/kg	TM089		41800	234	<200 @	1120 @	461 @	<40
Aliphatics >C8-C10	<10 µg/kg	TM089		39300	<40	<200 @	2760 @	3570 @	<40
Aliphatics >C10-C12	<10 µg/kg	TM089		24800	<40	253 @	3880 @	8520 @	<40
Aliphatics >C12-C16	<100 µg/kg	TM173		<100	<100	450000	5110000	503000	<100
Aliphatics >C16-C21	<100 µg/kg	TM173		<100	<100	2480000	15800000	929000	49900
Aliphatics >C21-C35	<100 µg/kg	TM173		<100	<100	3670000	19200000	599000	89500
Aliphatics >C35-C44	<100 µg/kg	TM173		<100	<100	455000	2140000	61300	9470
Total Aliphatics >C12-C44	<100 µg/kg	TM173		<100	<100	7050000	42200000	2090000	149000
Aromatics >EC5-EC7	<10 µg/kg	TM089		<40	165	<200 @	<40 @	<40 @	<40
Aromatics >EC7-EC8	<10 µg/kg	TM089		<40	<40	<200 @	<40 @	<40 @	<40
Aromatics >EC8-EC10	<10 µg/kg	TM089		26200	<40	<200 @	1840 @	2380 @	<40
Aromatics >EC10-EC12	<10 µg/kg	TM089		16600	<40	<200 @	2590 @	5680 @	<40
Aromatics >EC12-EC16	<100 µg/kg	TM173		<100	<100	38300	435000	56500	<100
Aromatics >EC16-EC21	<100 µg/kg	TM173		<100	<100	569000	4550000	284000	22800
Aromatics >EC21-EC35	<100 µg/kg	TM173		<100	<100	1430000	6690000	359000	77000
Aromatics >EC35-EC44	<100 µg/kg	TM173		<100	<100	317000	1250000	67900	21100
Aromatics >EC40-EC44	<100 µg/kg	TM173		<100	<100	128000	465000	23900	9040
Total Aromatics >EC12-EC44	<100 µg/kg	TM173		<100	<100	2360000	12900000	767000	121000
Total Aliphatics & Aromatics >C5-C44	<100 µg/kg	TM173		149000	455	9400000	55100000	2880000	270000

CERTIFICATE OF ANALYSIS

SDG:	140706-12	**Location:**	Coed Darcy	**Order Number:**	CD0732
Job:	H_ATKINS_LDC-224	**Customer:**	Atkins Global Ltd	**Report Number:**	278495
Client Reference:	Site Wide Trial Pitting	**Attention:**	Jack Lowrie	**Superseded Report:**	277575

TPH CWG (S)

Results Legend

#	ISO17025 accredited.
M	*m*CERTS accredited.
aq	Aqueous / settled sample.
diss.filt	Dissolved / filtered sample.
tot.unfilt	Total / unfiltered sample.
*	Subcontracted test.
**	% recovery of the surrogate standard to check the efficiency of the method. The results of individual compounds within samples aren't corrected for the recovery
(F)	Trigger breach confirmed
1-5&+§@	Sample deviation (see appendix)

Component	LOD/Units	Method	Customer Sample R	IP085	IP085	IP093	IP093	IP093	IP093
			Depth (m)	1.50	2.50	0.50	1.50	2.50	3.50
			Sample Type	Soil/Solid	Soil/Solid	Soil/Solid	Soil/Solid	Soil/Solid	Soil/Solid
			Date Sampled	03/07/2014	03/07/2014	03/07/2014	03/07/2014	03/07/2014	03/07/2014
			Sample Time	.	.	.	.	.	.
			Date Received	06/07/2014	06/07/2014	06/07/2014	06/07/2014	06/07/2014	06/07/2014
			SDG Ref	140706-12	140706-12	140706-12	140706-12	140706-12	140706-12
			Lab Sample No.(s)	9565887	9565891	9565766	9565771	9565775	9565779
			AGS Reference						
GRO Surrogate % recovery**	%	TM089		71	88 @	44 @	94 @	89 @	102 @
GRO TOT (Moisture Corrected)	<44 µg/kg	TM089		444 #	<176 @ M	<176 @ M	2060 @ M	13200 @ M	<176 @ M
Methyl tertiary butyl ether (MTBE)	<5 µg/kg	TM089		<20 #	<20 @ M	<20 @ M	<20 @ M	<20 @ M	<20 @ M
Benzene	<10 µg/kg	TM089		<40 #	<40 @ M	<40 @ M	<40 @ M	<40 @ M	<40 @ M
Toluene	<2 µg/kg	TM089		<8 #	<8 @ M	<8 @ M	<8 @ M	<8 @ M	<8 @ M
Ethylbenzene	<3 µg/kg	TM089		<12 #	<12 @ M	<12 @ M	<12 @ M	<12 @ M	<12 @ M
m,p-Xylene	<6 µg/kg	TM089		<24 #	<24 @ M	<24 @ M	<24 @ M	<24 @ M	<24 @ M
o-Xylene	<3 µg/kg	TM089		<12 #	<12 @ M	<12 @ M	<12 @ M	<12 @ M	<12 @ M
sum of detected mpo xylene by GC	<9 µg/kg	TM089		<9	<36 @	<36 @	<9 @	<9 @	<9 @
sum of detected BTEX by GC	<24 µg/kg	TM089		<24	<96 @	<96 @	<24 @	<24 @	<24 @
Aliphatics >C5-C6	<10 µg/kg	TM089		<40	<40 @	<40 @	<40 @	<40 @	<40 @
Aliphatics >C6-C8	<10 µg/kg	TM089		<40	<40 @	<40 @	<40 @	<40 @	<40 @
Aliphatics >C8-C10	<10 µg/kg	TM089		98.9	<40 @	<40 @	244 @	740 @	<40 @
Aliphatics >C10-C12	<10 µg/kg	TM089		125	<40 @	<40 @	962 @	7140 @	<40 @
Aliphatics >C12-C16	<100 µg/kg	TM173		12800	11900	151000	79200	175000	27900
Aliphatics >C16-C21	<100 µg/kg	TM173		66600	89500	625000	20800	129000	160000
Aliphatics >C21-C35	<100 µg/kg	TM173		94500	154000	867000	8800	143000	245000
Aliphatics >C35-C44	<100 µg/kg	TM173		11100	18600	104000	<100	17100	36700
Total Aliphatics >C12-C44	<100 µg/kg	TM173		185000	274000	1750000	109000	464000	469000
Aromatics >EC5-EC7	<10 µg/kg	TM089		<40	<40 @	<40 @	<40 @	<40 @	<40 @
Aromatics >EC7-EC8	<10 µg/kg	TM089		<40	<40 @	<40 @	<40 @	<40 @	<40 @
Aromatics >EC8-EC10	<10 µg/kg	TM089		74.7	<40 @	<40 @	166 @	495 @	<40 @
Aromatics >EC10-EC12	<10 µg/kg	TM089		83.5	<40 @	<40 @	642 @	4760 @	<40 @
Aromatics >EC12-EC16	<100 µg/kg	TM173		<100	3980	60400	7370	25800	8210
Aromatics >EC16-EC21	<100 µg/kg	TM173		18900	54100	393000	8190	58600	78500
Aromatics >EC21-EC35	<100 µg/kg	TM173		53800	161000	547000	6090	86600	148000
Aromatics >EC35-EC44	<100 µg/kg	TM173		9700	36600	92400	<100	17800	47900
Aromatics >EC40-EC44	<100 µg/kg	TM173		1880	13200	33500	<100	7260	19500
Total Aromatics >EC12-EC44	<100 µg/kg	TM173		82400	256000	1090000	21600	189000	283000
Total Aliphatics & Aromatics >C5-C44	<100 µg/kg	TM173		268000	529000	2840000	132000	666000	752000

CERTIFICATE OF ANALYSIS

SDG:	140706-12	**Location:**	Coed Darcy	**Order Number:**	CD0732
Job:	H_ATKINS_LDC-224	**Customer:**	Atkins Global Ltd	**Report Number:**	278495
Client Reference:	Site Wide Trial Pitting	**Attention:**	Jack Lowrie	**Superseded Report:**	277575

TPH CWG (S)

Results Legend

#	ISO17025 accredited.
M	*m*CERTS accredited.
aq	Aqueous / settled sample.
diss.filt	Dissolved / filtered sample.
tot.unfilt	Total / unfiltered sample.
*	Subcontracted test.
**	% recovery of the surrogate standard to check the efficiency of the method. The results of individual compounds within samples aren't corrected for the recovery
(F)	Trigger breach confirmed
1-5&+§@	Sample deviation (see appendix)

Component	LOD/Units	Method	Customer Sample R	IP094	IP094	IP094	IP094	IP094	IP095
			Depth (m)	0.50	1.50	2.50	3.30	3.80	0.40
			Sample Type	Soil/Solid	Soil/Solid	Soil/Solid	Soil/Solid	Soil/Solid	Soil/Solid
			Date Sampled	03/07/2014	03/07/2014	03/07/2014	03/07/2014	03/07/2014	03/07/2014
			Sample Time	.	.	.	.	.	.
			Date Received	06/07/2014	06/07/2014	06/07/2014	06/07/2014	06/07/2014	06/07/2014
			SDG Ref	140706-12	140706-12	140706-12	140706-12	140706-12	140706-12
			Lab Sample No.(s)	9565816	9565820	9565824	9565827	9565831	9565959
			AGS Reference						
GRO Surrogate % recovery**	%	TM089		68 @	80	135 2	185 @	83	73
GRO TOT (Moisture Corrected)	<44 µg/kg	TM089		734 @ M	1670 M	276000 2 M	276000 @ M	54700 M	4260 M
Methyl tertiary butyl ether (MTBE)	<5 µg/kg	TM089		<20 @ M	<20 M	<20 2 M	<20 @ M	<20 M	<20 M
Benzene	<10 µg/kg	TM089		<40 @ M	<40 M	164 2 M	<40 @ M	<40 M	<40 M
Toluene	<2 µg/kg	TM089		<8 @ M	<8 M	<8 2 M	<8 @ M	<8 M	<8 M
Ethylbenzene	<3 µg/kg	TM089		<12 @ M	<12 M	<12 2 M	<12 @ M	<12 M	<12 M
m,p-Xylene	<6 µg/kg	TM089		<24 @ M	<24 M	<24 2 M	<24 @ M	<24 M	<24 M
o-Xylene	<3 µg/kg	TM089		<12 @ M	<12 M	<12 2 M	<12 @ M	<12 M	<12 M
sum of detected mpo xylene by GC	<9 µg/kg	TM089		<36 @	<9	<9 2	<36 @	<9	<9
sum of detected BTEX by GC	<24 µg/kg	TM089		<96 @	<24	164 2	<96 @	<24	<24
Aliphatics >C5-C6	<10 µg/kg	TM089		<40 @	<40	2960 2	101 @	<40	<40
Aliphatics >C6-C8	<10 µg/kg	TM089		<40 @	72.5	43200 2	27000 @	2670	110
Aliphatics >C8-C10	<10 µg/kg	TM089		88.5 @	182	92000 2	93200 @	10700	440
Aliphatics >C10-C12	<10 µg/kg	TM089		325 @	768	45700 2	56100 @	20500	2040
Aliphatics >C12-C16	<100 µg/kg	TM173		114000	73100	996000	1990000	1280000	522000
Aliphatics >C16-C21	<100 µg/kg	TM173		599000	257000	751000	1350000	910000	2200000
Aliphatics >C21-C35	<100 µg/kg	TM173		1130000	434000	77100	219000	213000	2640000
Aliphatics >C35-C44	<100 µg/kg	TM173		171000	63500	<100	9650	11200	293000
Total Aliphatics >C12-C44	<100 µg/kg	TM173		2020000	827000	1820000	3560000	2410000	5660000
Aromatics >EC5-EC7	<10 µg/kg	TM089		<40 @	<40	164 2	<40 @	<40	<40
Aromatics >EC7-EC8	<10 µg/kg	TM089		<40 @	<40	<40 2	<40 @	<40	<40
Aromatics >EC8-EC10	<10 µg/kg	TM089		60.5 @	121	61300 2	62200 @	7110	293
Aromatics >EC10-EC12	<10 µg/kg	TM089		216 @	513	30400 2	37400 @	13700	1360
Aromatics >EC12-EC16	<100 µg/kg	TM173		16500	19300	307000	546000	317000	144000
Aromatics >EC16-EC21	<100 µg/kg	TM173		224000	126000	296000	485000	338000	870000
Aromatics >EC21-EC35	<100 µg/kg	TM173		581000	229000	43200	123000	130000	1060000
Aromatics >EC35-EC44	<100 µg/kg	TM173		124000	69100	<100	21300	21300	189000
Aromatics >EC40-EC44	<100 µg/kg	TM173		42000	23500	<100	7130	7110	74800
Total Aromatics >EC12-EC44	<100 µg/kg	TM173		945000	444000	646000	1180000	806000	2270000
Total Aliphatics & Aromatics >C5-C44	<100 µg/kg	TM173		2960000	1270000	2750000	5010000	3270000	7930000

CERTIFICATE OF ANALYSIS

SDG:	140706-12	**Location:**	Coed Darcy	**Order Number:**	CD0732
Job:	H_ATKINS_LDC-224	**Customer:**	Atkins Global Ltd	**Report Number:**	278495
Client Reference:	Site Wide Trial Pitting	**Attention:**	Jack Lowrie	**Superseded Report:**	277575

TPH CWG (S)

Results Legend	
#	ISO17025 accredited.
M	*m*CERTS accredited.
aq	Aqueous / settled sample.
diss.filt	Dissolved / filtered sample.
tot.unfilt	Total / unfiltered sample.
*	Subcontracted test.
**	% recovery of the surrogate standard to check the efficiency of the method. The results of individual compounds within samples aren't corrected for the recovery
(F)	Trigger breach confirmed
1-5&+§@	Sample deviation (see appendix)

Component	LOD/Units	Method	Customer Sample R	IP095	IP101	IP101	IP101	IP120	IP120
			Depth (m)	1.20	0.20	0.70	1.50	0.50	1.50
			Sample Type	Soil/Solid	Soil/Solid	Soil/Solid	Soil/Solid	Soil/Solid	Soil/Solid
			Date Sampled	03/07/2014	03/07/2014	03/07/2014	03/07/2014	03/07/2014	03/07/2014
			Sample Time	.	.	.	.	.	.
			Date Received	06/07/2014	06/07/2014	06/07/2014	06/07/2014	06/07/2014	06/07/2014
			SDG Ref	140706-12	140706-12	140706-12	140706-12	140706-12	140706-12
			Lab Sample No.(s)	9565963	9565526	9565531	9565535	9565951	9565955
			AGS Reference						
GRO Surrogate % recovery**	%	TM089		94 @	84	74	96 @	101	101
GRO TOT (Moisture Corrected)	<44 µg/kg	TM089		18900 @ M	<176 M	<176 M	<176 @ M	1740 M	23100 M
Methyl tertiary butyl ether (MTBE)	<5 µg/kg	TM089		<20 @ M	<20 M	<20 M	<20 @ M	<20 M	68.9 M
Benzene	<10 µg/kg	TM089		<40 @ M	<40 M	<40 M	<40 @ M	<40 M	<40 M
Toluene	<2 µg/kg	TM089		<8 @ M	<8 M	<8 M	<8 @ M	<8 M	<8 M
Ethylbenzene	<3 µg/kg	TM089		<12 @ M	<12 M	<12 M	<12 @ M	<12 M	<12 M
m,p-Xylene	<6 µg/kg	TM089		<24 @ M	<24 M	<24 M	<24 @ M	<24 M	<24 M
o-Xylene	<3 µg/kg	TM089		<12 @ M	<12 M	<12 M	<12 @ M	<12 M	<12 M
sum of detected mpo xylene by GC	<9 µg/kg	TM089		<36 @	<9	<9	<36 @	<9	<9
sum of detected BTEX by GC	<24 µg/kg	TM089		<96 @	<24	<24	<96 @	<24	<24
Aliphatics >C5-C6	<10 µg/kg	TM089		171 @	<40	<40	<40 @	<40	112
Aliphatics >C6-C8	<10 µg/kg	TM089		3900 @	<40	<40	<40 @	73.5	2600
Aliphatics >C8-C10	<10 µg/kg	TM089		4900 @	<40	<40	<40 @	179	4680
Aliphatics >C10-C12	<10 µg/kg	TM089		3970 @	<40	<40	<40 @	811	7500
Aliphatics >C12-C16	<100 µg/kg	TM173		672000	<100	6570	<100	136000	495000
Aliphatics >C16-C21	<100 µg/kg	TM173		1020000	<100	9410	<100	552000	814000
Aliphatics >C21-C35	<100 µg/kg	TM173		337000	7870	11100	<100	695000	373000
Aliphatics >C35-C44	<100 µg/kg	TM173		13800	<100	<100	<100	73600	45300
Total Aliphatics >C12-C44	<100 µg/kg	TM173		2040000	7870	27000	<100	1460000	1730000
Aromatics >EC5-EC7	<10 µg/kg	TM089		<40 @	<40	<40	<40 @	<40	<40
Aromatics >EC7-EC8	<10 µg/kg	TM089		<40 @	<40	<40	<40 @	<40	<40
Aromatics >EC8-EC10	<10 µg/kg	TM089		3270 @	<40	<40	<40 @	119	3120
Aromatics >EC10-EC12	<10 µg/kg	TM089		2650 @	<40	<40	<40 @	540	5000
Aromatics >EC12-EC16	<100 µg/kg	TM173		31200	<100	<100	<100	37200	111000
Aromatics >EC16-EC21	<100 µg/kg	TM173		166000	<100	231000	<100	240000	342000
Aromatics >EC21-EC35	<100 µg/kg	TM173		186000	22500	948000	<100	301000	350000
Aromatics >EC35-EC44	<100 µg/kg	TM173		54500	2400	209000	<100	48700	109000
Aromatics >EC40-EC44	<100 µg/kg	TM173		18400	<100	71600	<100	18600	45500
Total Aromatics >EC12-EC44	<100 µg/kg	TM173		438000	24900	1390000	<100	627000	913000
Total Aliphatics & Aromatics >C5-C44	<100 µg/kg	TM173		2500000	32700	1410000	<100	2090000	2660000

CERTIFICATE OF ANALYSIS

SDG:	140706-12	**Location:**	Coed Darcy	**Order Number:**	CD0732
Job:	H_ATKINS_LDC-224	**Customer:**	Atkins Global Ltd	**Report Number:**	278495
Client Reference:	Site Wide Trial Pitting	**Attention:**	Jack Lowrie	**Superseded Report:**	277575

TPH CWG (S)

Results Legend	
#	ISO17025 accredited.
M	*m*CERTS accredited.
aq	Aqueous / settled sample.
diss.filt	Dissolved / filtered sample.
tot.unfilt	Total / unfiltered sample.
*	Subcontracted test.
**	% recovery of the surrogate standard to check the efficiency of the method. The results of individual compounds within samples aren't corrected for the recovery
(F)	Trigger breach confirmed
1-5&+§@	Sample deviation (see appendix)

Component	LOD/Units	Method	Customer Sample R	IP121	IP121	IP121	IP121	IP122	IP122
			Depth (m)	0.50	1.50	2.50	3.70	0.50	1.50
			Sample Type	Soil/Solid	Soil/Solid	Soil/Solid	Soil/Solid	Soil/Solid	Soil/Solid
			Date Sampled	03/07/2014	03/07/2014	03/07/2014	03/07/2014	03/07/2014	03/07/2014
			Sample Time	.	.	.	.	.	.
			Date Received	06/07/2014	06/07/2014	06/07/2014	06/07/2014	06/07/2014	06/07/2014
			SDG Ref	140706-12	140706-12	140706-12	140706-12	140706-12	140706-12
			Lab Sample No.(s)	9565931	9565935	9565943	9565947	9565835	9565839
			AGS Reference						
GRO Surrogate % recovery**	%	TM089		99	98 @	85	109 @	32 @	103
GRO TOT (Moisture Corrected)	<44 µg/kg	TM089		927 M	2810 @ M	30500 M	122000 @ M	3860 @ M	242 M
Methyl tertiary butyl ether (MTBE)	<5 µg/kg	TM089		<20 M	<20 @ M	<20 M	<20 @ M	<20 @ M	<20 M
Benzene	<10 µg/kg	TM089		<40 M	<40 @ M	<40 M	<40 @ M	<40 @ M	<40 M
Toluene	<2 µg/kg	TM089		<8 M	<8 @ M	<8 M	<8 @ M	<8 @ M	<8 M
Ethylbenzene	<3 µg/kg	TM089		<12 M	<12 @ M	<12 M	<12 @ M	<12 @ M	<12 M
m,p-Xylene	<6 µg/kg	TM089		<24 M	<24 @ M	<24 M	<24 @ M	<24 @ M	<24 M
o-Xylene	<3 µg/kg	TM089		<12 M	<12 @ M	<12 M	<12 @ M	<12 @ M	<12 M
sum of detected mpo xylene by GC	<9 µg/kg	TM089		<9	<9 @	<9	<36 @	<36 @	<9
sum of detected BTEX by GC	<24 µg/kg	TM089		<24	<24 @	<24	<96 @	<96 @	<24
Aliphatics >C5-C6	<10 µg/kg	TM089		<40	389 @	<40	59.4 @	<40 @	<40
Aliphatics >C6-C8	<10 µg/kg	TM089		55.9	945 @	1220	13200 @	401 @	46.7
Aliphatics >C8-C10	<10 µg/kg	TM089		85.5	331 @	5990	36700 @	534 @	68.9
Aliphatics >C10-C12	<10 µg/kg	TM089		422	546 @	11500	28700 @	1530 @	41.8
Aliphatics >C12-C16	<100 µg/kg	TM173		222000	16400	946000	905000	9040000	<100
Aliphatics >C16-C21	<100 µg/kg	TM173		1020000	83500	763000	747000	25100000	24300
Aliphatics >C21-C35	<100 µg/kg	TM173		1450000	261000	232000	349000	24500000	62100
Aliphatics >C35-C44	<100 µg/kg	TM173		169000	67400	20900	39300	2380000	9320
Total Aliphatics >C12-C44	<100 µg/kg	TM173		2860000	428000	1960000	2040000	61000000	95700
Aromatics >EC5-EC7	<10 µg/kg	TM089		<40	<40 @	<40	<40 @	<40 @	<40
Aromatics >EC7-EC8	<10 µg/kg	TM089		<40	<40 @	<40	<40 @	<40 @	<40
Aromatics >EC8-EC10	<10 µg/kg	TM089		57	220 @	3990	24400 @	355 @	46.7
Aromatics >EC10-EC12	<10 µg/kg	TM089		282	364 @	7680	19200 @	1020 @	<40
Aromatics >EC12-EC16	<100 µg/kg	TM173		36300	2310	54700	50800	394000	<100
Aromatics >EC16-EC21	<100 µg/kg	TM173		352000	24800	125000	124000	4350000	2020
Aromatics >EC21-EC35	<100 µg/kg	TM173		596000	221000	104000	168000	6630000	39000
Aromatics >EC35-EC44	<100 µg/kg	TM173		108000	111000	32700	59700	1150000	20400
Aromatics >EC40-EC44	<100 µg/kg	TM173		40200	45800	11700	21600	433000	4700
Total Aromatics >EC12-EC44	<100 µg/kg	TM173		1090000	359000	316000	403000	12500000	61400
Total Aliphatics & Aromatics >C5-C44	<100 µg/kg	TM173		3960000	790000	2310000	2560000	73500000	157000

CERTIFICATE OF ANALYSIS

SDG:	140706-12	**Location:**	Coed Darcy	**Order Number:**	CD0732
Job:	H_ATKINS_LDC-224	**Customer:**	Atkins Global Ltd	**Report Number:**	278495
Client Reference:	Site Wide Trial Pitting	**Attention:**	Jack Lowrie	**Superseded Report:**	277575

TPH CWG (S)

Results Legend

#	ISO17025 accredited.
M	*m*CERTS accredited.
aq	Aqueous / settled sample.
diss.filt	Dissolved / filtered sample.
tot.unfilt	Total / unfiltered sample.
*	Subcontracted test.
**	% recovery of the surrogate standard to check the efficiency of the method. The results of individual compounds within samples aren't corrected for the recovery
(F)	Trigger breach confirmed
1-5&+§@	Sample deviation (see appendix)

Component	LOD/Units	Method	Customer Sample R	IP122	IP122	IP122	IP123	IP123	IP123
			Depth (m)	2.50	3.50	4.50	0.50	1.10	2.10
			Sample Type	Soil/Solid	Soil/Solid	Soil/Solid	Soil/Solid	Soil/Solid	Soil/Solid
			Date Sampled	03/07/2014	03/07/2014	03/07/2014	03/07/2014	03/07/2014	03/07/2014
			Sample Time	.	.	.	.	.	.
			Date Received	06/07/2014	06/07/2014	06/07/2014	06/07/2014	06/07/2014	06/07/2014
			SDG Ref	140706-12	140706-12	140706-12	140706-12	140706-12	140706-12
			Lab Sample No.(s)	9565843	9565847	9565855	9565796	9565800	9565804
			AGS Reference						
GRO Surrogate % recovery**	%	TM089		109	108	117	67 @	108 @	101 @
GRO TOT (Moisture Corrected)	<44 µg/kg	TM089		<176 M	172000 M	231000 M	3880 @ M	<176 @ M	<176 @ M
Methyl tertiary butyl ether (MTBE)	<5 µg/kg	TM089		<20 M	<20 M	<20 M	<20 @ M	<20 @ M	<20 @ M
Benzene	<10 µg/kg	TM089		<40 M	<40 M	113 M	<40 @ M	<40 @ M	<40 @ M
Toluene	<2 µg/kg	TM089		<8 M	<8 M	<8 M	<8 @ M	<8 @ M	<8 @ M
Ethylbenzene	<3 µg/kg	TM089		<12 M	<12 M	<12 M	<12 @ M	<12 @ M	<12 @ M
m,p-Xylene	<6 µg/kg	TM089		<24 M	<24 M	<24 M	<24 @ M	<24 @ M	<24 @ M
o-Xylene	<3 µg/kg	TM089		<12 M	<12 M	<12 M	<12 @ M	<12 @ M	<12 @ M
sum of detected mpo xylene by GC	<9 µg/kg	TM089		<9	<9	<9	<36 @	<9 @	<9 @
sum of detected BTEX by GC	<24 µg/kg	TM089		<24	<24	113	<96 @	<24 @	<24 @
Aliphatics >C5-C6	<10 µg/kg	TM089		<40	977	2040	<40 @	<40 @	<40 @
Aliphatics >C6-C8	<10 µg/kg	TM089		<40	35300	71000	<40 @	<40 @	<40 @
Aliphatics >C8-C10	<10 µg/kg	TM089		<40	50500	61900	259 @	<40 @	<40 @
Aliphatics >C10-C12	<10 µg/kg	TM089		<40	31100	32600	2040 @	<40 @	<40 @
Aliphatics >C12-C16	<100 µg/kg	TM173		<100	861000	469000	1150000	<100	<100
Aliphatics >C16-C21	<100 µg/kg	TM173		<100	733000	487000	3630000	<100	4580
Aliphatics >C21-C35	<100 µg/kg	TM173		<100	384000	352000	4510000	<100	7000
Aliphatics >C35-C44	<100 µg/kg	TM173		<100	56400	42300	477000	<100	<100
Total Aliphatics >C12-C44	<100 µg/kg	TM173		<100	2030000	1350000	9770000	<100	11600
Aromatics >EC5-EC7	<10 µg/kg	TM089		<40	<40	113	<40 @	<40 @	<40 @
Aromatics >EC7-EC8	<10 µg/kg	TM089		<40	<40	<40	<40 @	<40 @	<40 @
Aromatics >EC8-EC10	<10 µg/kg	TM089		<40	33600	41300	173 @	<40 @	<40 @
Aromatics >EC10-EC12	<10 µg/kg	TM089		<40	20700	21800	1360 @	<40 @	<40 @
Aromatics >EC12-EC16	<100 µg/kg	TM173		<100	248000	128000	321000	<100	<100
Aromatics >EC16-EC21	<100 µg/kg	TM173		<100	284000	210000	1800000	<100	2650
Aromatics >EC21-EC35	<100 µg/kg	TM173		<100	321000	276000	2310000	<100	8800
Aromatics >EC35-EC44	<100 µg/kg	TM173		<100	104000	75300	376000	<100	2470
Aromatics >EC40-EC44	<100 µg/kg	TM173		<100	36800	26900	145000	<100	1230
Total Aromatics >EC12-EC44	<100 µg/kg	TM173		<100	957000	690000	4810000	<100	13900
Total Aliphatics & Aromatics >C5-C44	<100 µg/kg	TM173		<100	3160000	2270000	14600000	<100	25500

CERTIFICATE OF ANALYSIS

SDG:	140706-12	**Location:**	Coed Darcy	**Order Number:**	CD0732
Job:	H_ATKINS_LDC-224	**Customer:**	Atkins Global Ltd	**Report Number:**	278495
Client Reference:	Site Wide Trial Pitting	**Attention:**	Jack Lowrie	**Superseded Report:**	277575

TPH CWG (S)

Results Legend

#	ISO17025 accredited.
M	*m*CERTS accredited.
aq	Aqueous / settled sample.
diss.filt	Dissolved / filtered sample.
tot.unfilt	Total / unfiltered sample.
*	Subcontracted test.
**	% recovery of the surrogate standard to check the efficiency of the method. The results of individual compounds within samples aren't corrected for the recovery
(F)	Trigger breach confirmed
1-5&+§@	Sample deviation (see appendix)

Component	LOD/Units	Method	Customer Sample R	IP123	IP124	IP124	IP124	IP125	IP125
			Depth (m)	3.10	0.50	1.50	2.50	0.50	1.50
			Sample Type	Soil/Solid	Soil/Solid	Soil/Solid	Soil/Solid	Soil/Solid	Soil/Solid
			Date Sampled	03/07/2014	03/07/2014	03/07/2014	03/07/2014	03/07/2014	03/07/2014
			Sample Time	.	.	.	.	.	.
			Date Received	06/07/2014	06/07/2014	06/07/2014	06/07/2014	06/07/2014	06/07/2014
			SDG Ref	140706-12	140706-12	140706-12	140706-12	140706-12	140706-12
			Lab Sample No.(s)	9565812	9565783	9565787	9565792	9565871	9565875
			AGS Reference						
GRO Surrogate % recovery**	%	TM089		83 @	89 @	64 @	100 @	98 @	100
GRO TOT (Moisture Corrected)	<44 µg/kg	TM089		19300 @ M	<176 @ M	1240 @ M	<176 @ M	<176 @ M	<176 M
Methyl tertiary butyl ether (MTBE)	<5 µg/kg	TM089		<20 @ M	<20 @ M	<20 @ M	<20 @ M	<20 @ M	<20 M
Benzene	<10 µg/kg	TM089		<40 @ M	<40 @ M	<40 @ M	<40 @ M	<40 @ M	<40 M
Toluene	<2 µg/kg	TM089		16.5 @ M	<8 @ M	<8 @ M	<8 @ M	<8 @ M	<8 M
Ethylbenzene	<3 µg/kg	TM089		<12 @ M	<12 @ M	<12 @ M	<12 @ M	<12 @ M	<12 M
m,p-Xylene	<6 µg/kg	TM089		<24 @ M	<24 @ M	<24 @ M	<24 @ M	<24 @ M	<24 M
o-Xylene	<3 µg/kg	TM089		<12 @ M	<12 @ M	<12 @ M	<12 @ M	<12 @ M	<12 M
sum of detected mpo xylene by GC	<9 µg/kg	TM089		<9 @	<36 @	<9 @	<9 @	<36 @	<9
sum of detected BTEX by GC	<24 µg/kg	TM089		<24 @	<96 @	<24 @	<24 @	<96 @	<24
Aliphatics >C5-C6	<10 µg/kg	TM089		<40 @	<40 @	<40 @	<40 @	<40 @	<40
Aliphatics >C6-C8	<10 µg/kg	TM089		103 @	<40 @	47.5 @	<40 @	<40 @	<40
Aliphatics >C8-C10	<10 µg/kg	TM089		1570 @	<40 @	81 @	<40 @	<40 @	<40
Aliphatics >C10-C12	<10 µg/kg	TM089		9910 @	<40 @	623 @	<40 @	<40 @	<40
Aliphatics >C12-C16	<100 µg/kg	TM173		574000	<100	54400	<100	<100	<100
Aliphatics >C16-C21	<100 µg/kg	TM173		487000	<100	249000	19600	<100	<100
Aliphatics >C21-C35	<100 µg/kg	TM173		316000	<100	342000	34200	<100	<100
Aliphatics >C35-C44	<100 µg/kg	TM173		34500	<100	36800	<100	<100	<100
Total Aliphatics >C12-C44	<100 µg/kg	TM173		1410000	<100	682000	53800	<100	<100
Aromatics >EC5-EC7	<10 µg/kg	TM089		<40 @	<40 @	<40 @	<40 @	<40 @	<40
Aromatics >EC7-EC8	<10 µg/kg	TM089		<40 @	<40 @	<40 @	<40 @	<40 @	<40
Aromatics >EC8-EC10	<10 µg/kg	TM089		1050 @	<40 @	57.2 @	<40 @	<40 @	<40
Aromatics >EC10-EC12	<10 µg/kg	TM089		6610 @	<40 @	416 @	<40 @	<40 @	<40
Aromatics >EC12-EC16	<100 µg/kg	TM173		141000	<100	16600	<100	<100	<100
Aromatics >EC16-EC21	<100 µg/kg	TM173		219000	<100	133000	11600	<100	<100
Aromatics >EC21-EC35	<100 µg/kg	TM173		262000	<100	210000	37700	<100	<100
Aromatics >EC35-EC44	<100 µg/kg	TM173		56500	<100	36100	10100	<100	<100
Aromatics >EC40-EC44	<100 µg/kg	TM173		19900	<100	11800	4410	<100	<100
Total Aromatics >EC12-EC44	<100 µg/kg	TM173		678000	<100	396000	59400	<100	<100
Total Aliphatics & Aromatics >C5-C44	<100 µg/kg	TM173		2110000	<100	1080000	113000	<100	<100

CERTIFICATE OF ANALYSIS

SDG:	140706-12	**Location:**	Coed Darcy	**Order Number:**	CD0732
Job:	H_ATKINS_LDC-224	**Customer:**	Atkins Global Ltd	**Report Number:**	278495
Client Reference:	Site Wide Trial Pitting	**Attention:**	Jack Lowrie	**Superseded Report:**	277575

TPH CWG (S)

Results Legend	
#	ISO17025 accredited.
M	*m*CERTS accredited.
aq	Aqueous / settled sample.
diss.filt	Dissolved / filtered sample.
tot.unfilt	Total / unfiltered sample.
*	Subcontracted test.
**	% recovery of the surrogate standard to check the efficiency of the method. The results of individual compounds within samples aren't corrected for the recovery
(F)	Trigger breach confirmed
1-5&+§@	Sample deviation (see appendix)

Component	LOD/Units	Method	Customer Sample R	IP125	IP131	IP131	IP131	IP132	IP132
			Depth (m)	2.50	0.50	1.50	2.50	0.50	1.50
			Sample Type	Soil/Solid	Soil/Solid	Soil/Solid	Soil/Solid	Soil/Solid	Soil/Solid
			Date Sampled	03/07/2014	03/07/2014	03/07/2014	03/07/2014	03/07/2014	03/07/2014
			Sample Time	.	.	.	.	.	.
			Date Received	06/07/2014	06/07/2014	06/07/2014	06/07/2014	06/07/2014	06/07/2014
			SDG Ref	140706-12	140706-12	140706-12	140706-12	140706-12	140706-12
			Lab Sample No.(s)	9565879	9565859	9565863	9565867	9565915	9565919
			AGS Reference						
GRO Surrogate % recovery**	%	TM089		103	110	119	100	90	91
GRO TOT (Moisture Corrected)	<44 µg/kg	TM089		<176 M	<176 M	<176 M	<176 M	357 M	7610 M
Methyl tertiary butyl ether (MTBE)	<5 µg/kg	TM089		<20 M	<20 M	<20 M	<20 M	<20 M	46.6 M
Benzene	<10 µg/kg	TM089		<40 M	<40 M	<40 M	<40 M	<40 M	<40 M
Toluene	<2 µg/kg	TM089		<8 M	<8 M	<8 M	<8 M	<8 M	<8 M
Ethylbenzene	<3 µg/kg	TM089		<12 M	<12 M	<12 M	<12 M	<12 M	<12 M
m,p-Xylene	<6 µg/kg	TM089		<24 M	<24 M	<24 M	<24 M	<24 M	<24 M
o-Xylene	<3 µg/kg	TM089		<12 M	<12 M	<12 M	<12 M	<12 M	<12 M
sum of detected mpo xylene by GC	<9 µg/kg	TM089		<9	<9	<9	<9	<9	<9
sum of detected BTEX by GC	<24 µg/kg	TM089		<24	<24	<24	<24	<24	<24
Aliphatics >C5-C6	<10 µg/kg	TM089		<40	<40	<40	<40	<40	80.6
Aliphatics >C6-C8	<10 µg/kg	TM089		<40	<40	<40	<40	98.3	1920
Aliphatics >C8-C10	<10 µg/kg	TM089		<40	<40	<40	<40	83.1	2420
Aliphatics >C10-C12	<10 µg/kg	TM089		<40	<40	<40	<40	55	916
Aliphatics >C12-C16	<100 µg/kg	TM173		<100	<100	26100	15100	19800	3090
Aliphatics >C16-C21	<100 µg/kg	TM173		<100	<100	141000	99700	111000	15300
Aliphatics >C21-C35	<100 µg/kg	TM173		<100	<100	213000	150000	151000	28000
Aliphatics >C35-C44	<100 µg/kg	TM173		<100	<100	25700	16900	22800	<100
Total Aliphatics >C12-C44	<100 µg/kg	TM173		<100	<100	405000	281000	304000	46400
Aromatics >EC5-EC7	<10 µg/kg	TM089		<40	<40	<40	<40	<40	<40
Aromatics >EC7-EC8	<10 µg/kg	TM089		<40	<40	<40	<40	<40	<40
Aromatics >EC8-EC10	<10 µg/kg	TM089		<40	<40	<40	<40	55	1610
Aromatics >EC10-EC12	<10 µg/kg	TM089		<40	<40	<40	<40	<40	611
Aromatics >EC12-EC16	<100 µg/kg	TM173		<100	<100	7320	<100	6280	<100
Aromatics >EC16-EC21	<100 µg/kg	TM173		<100	<100	71500	25000	51600	1020
Aromatics >EC21-EC35	<100 µg/kg	TM173		<100	<100	106000	63300	68300	22000
Aromatics >EC35-EC44	<100 µg/kg	TM173		<100	<100	19400	13400	19400	861
Aromatics >EC40-EC44	<100 µg/kg	TM173		<100	<100	7030	3300	8600	<100
Total Aromatics >EC12-EC44	<100 µg/kg	TM173		<100	<100	205000	102000	145000	23900
Total Aliphatics & Aromatics >C5-C44	<100 µg/kg	TM173		<100	<100	610000	383000	450000	77800

CERTIFICATE OF ANALYSIS

SDG:	140706-12	**Location:**	Coed Darcy	**Order Number:**	CD0732
Job:	H_ATKINS_LDC-224	**Customer:**	Atkins Global Ltd	**Report Number:**	278495
Client Reference:	Site Wide Trial Pitting	**Attention:**	Jack Lowrie	**Superseded Report:**	277575

TPH CWG (S)

Results Legend

#	ISO17025 accredited.
M	*m*CERTS accredited.
aq	Aqueous / settled sample.
diss.filt	Dissolved / filtered sample.
tot.unfilt	Total / unfiltered sample.
*	Subcontracted test.
**	% recovery of the surrogate standard to check the efficiency of the method. The results of individual compounds within samples aren't corrected for the recovery
(F)	Trigger breach confirmed
1-5&+§@	Sample deviation (see appendix)

Component	LOD/Units	Method	Customer Sample R	IP132	IP132	IP159	IP159	IP159	IP159
			Depth (m)	2.50	3.50	0.50	1.50	2.50	3.50
			Sample Type	Soil/Solid	Soil/Solid	Soil/Solid	Soil/Solid	Soil/Solid	Soil/Solid
			Date Sampled	03/07/2014	03/07/2014	03/07/2014	03/07/2014	03/07/2014	03/07/2014
			Sample Time	.	.	.	.	.	.
			Date Received	06/07/2014	06/07/2014	06/07/2014	06/07/2014	06/07/2014	06/07/2014
			SDG Ref	140706-12	140706-12	140706-12	140706-12	140706-12	140706-12
			Lab Sample No.(s)	9565923	9565927	9565899	9565903	9565907	9565911
			AGS Reference						
GRO Surrogate % recovery**	%	TM089		113	88	72	27 @	78	114
GRO TOT (Moisture Corrected)	<44 µg/kg	TM089		52300 M	6490 M	<176 M	<176 @ M	<176 M	284000 M
Methyl tertiary butyl ether (MTBE)	<5 µg/kg	TM089		215 M	<20 M	<20 M	<20 @ M	<20 M	<20 M
Benzene	<10 µg/kg	TM089		77.4 M	<40 M	<40 M	<40 @ M	<40 M	<40 M
Toluene	<2 µg/kg	TM089		<8 M	<8 M	<8 M	<8 @ M	<8 M	<8 M
Ethylbenzene	<3 µg/kg	TM089		<12 M	<12 M	<12 M	<12 @ M	<12 M	<12 M
m,p-Xylene	<6 µg/kg	TM089		<24 M	<24 M	<24 M	<24 @ M	<24 M	<24 M
o-Xylene	<3 µg/kg	TM089		<12 M	<12 M	<12 M	<12 @ M	<12 M	<12 M
sum of detected mpo xylene by GC	<9 µg/kg	TM089		<9	<9	<9	<36 @	<9	<9
sum of detected BTEX by GC	<24 µg/kg	TM089		77.4	<24	<24	<96 @	<24	<24
Aliphatics >C5-C6	<10 µg/kg	TM089		173	<40	<40	<40 @	<40	<40
Aliphatics >C6-C8	<10 µg/kg	TM089		12400	556	<40	<40 @	<40	2740
Aliphatics >C8-C10	<10 µg/kg	TM089		10300	1240	<40	<40 @	<40	68400
Aliphatics >C10-C12	<10 µg/kg	TM089		13300	2300	<40	<40 @	<40	101000
Aliphatics >C12-C16	<100 µg/kg	TM173		438000	75000	2250	<100	23400	294000
Aliphatics >C16-C21	<100 µg/kg	TM173		317000	70000	22500	16800	122000	365000
Aliphatics >C21-C35	<100 µg/kg	TM173		39300	7750	56200	43100	22400	<100
Aliphatics >C35-C44	<100 µg/kg	TM173		<100	<100	11000	<100	<100	<100
Total Aliphatics >C12-C44	<100 µg/kg	TM173		794000	153000	91900	59900	168000	659000
Aromatics >EC5-EC7	<10 µg/kg	TM089		77.4	<40	<40	<40 @	<40	<40
Aromatics >EC7-EC8	<10 µg/kg	TM089		<40	<40	<40	<40 @	<40	<40
Aromatics >EC8-EC10	<10 µg/kg	TM089		6890	828	<40	<40 @	<40	45600
Aromatics >EC10-EC12	<10 µg/kg	TM089		8880	1530	<40	<40 @	<40	67000
Aromatics >EC12-EC16	<100 µg/kg	TM173		60300	24500	<100	<100	<100	27700
Aromatics >EC16-EC21	<100 µg/kg	TM173		84100	25600	6080	5380	17900	80000
Aromatics >EC21-EC35	<100 µg/kg	TM173		26200	5300	45700	32200	16800	22600
Aromatics >EC35-EC44	<100 µg/kg	TM173		<100	<100	18200	6060	<100	<100
Aromatics >EC40-EC44	<100 µg/kg	TM173		<100	<100	7950	<100	<100	<100
Total Aromatics >EC12-EC44	<100 µg/kg	TM173		171000	55400	69900	43700	34700	130000
Total Aliphatics & Aromatics >C5-C44	<100 µg/kg	TM173		1020000	215000	162000	104000	203000	1070000

CERTIFICATE OF ANALYSIS

SDG:	140706-12	**Location:**	Coed Darcy	**Order Number:**	CD0732
Job:	H_ATKINS_LDC-224	**Customer:**	Atkins Global Ltd	**Report Number:**	278495
Client Reference:	Site Wide Trial Pitting	**Attention:**	Jack Lowrie	**Superseded Report:**	277575

TPH CWG (S)

Results Legend

#	ISO17025 accredited.
M	*m*CERTS accredited.
aq	Aqueous / settled sample.
diss.filt	Dissolved / filtered sample.
tot.unfilt	Total / unfiltered sample.
*	Subcontracted test.
**	% recovery of the surrogate standard to check the efficiency of the method. The results of individual compounds within samples aren't corrected for the recovery
(F)	Trigger breach confirmed
1-5&+§@	Sample deviation (see appendix)

Component	LOD/Units	Method	Customer Sample R	IP231	IP231	IP241	IP241	IP242	IP242
			Depth (m)	0.50	1.50	0.30	1.00	0.50	1.50
			Sample Type	Soil/Solid	Soil/Solid	Soil/Solid	Soil/Solid	Soil/Solid	Soil/Solid
			Date Sampled	03/07/2014	03/07/2014	03/07/2014	03/07/2014	03/07/2014	03/07/2014
			Sample Time	.	.	.	.	.	.
			Date Received	06/07/2014	06/07/2014	06/07/2014	06/07/2014	06/07/2014	06/07/2014
			SDG Ref	140706-12	140706-12	140706-12	140706-12	140706-12	140706-12
			Lab Sample No.(s)	9565539	9565585	9565631	9565679	9565404	9565449
			AGS Reference						
GRO Surrogate % recovery**	%	TM089		83 @	98 @	88 @	89 @	101 @	80 @
GRO TOT (Moisture Corrected)	<44 µg/kg	TM089		<176 @ M	<176 @ M	<176 @ M	<176 @ M	<176 @ M	<176 @ M
Methyl tertiary butyl ether (MTBE)	<5 µg/kg	TM089		<20 @ M	<20 @ M	<20 @ M	<20 @ M	<20 @ M	<20 @ M
Benzene	<10 µg/kg	TM089		<40 @ M	<40 @ M	<40 @ M	<40 @ M	<40 @ M	<40 @ M
Toluene	<2 µg/kg	TM089		<8 @ M	<8 @ M	<8 @ M	<8 @ M	<8 @ M	<8 @ M
Ethylbenzene	<3 µg/kg	TM089		<12 @ M	<12 @ M	<12 @ M	<12 @ M	<12 @ M	<12 @ M
m,p-Xylene	<6 µg/kg	TM089		<24 @ M	<24 @ M	<24 @ M	<24 @ M	<24 @ M	<24 @ M
o-Xylene	<3 µg/kg	TM089		<12 @ M	<12 @ M	<12 @ M	<12 @ M	<12 @ M	<12 @ M
sum of detected mpo xylene by GC	<9 µg/kg	TM089		<9 @	<36 @	<9 @	<9 @	<9 @	<36 @
sum of detected BTEX by GC	<24 µg/kg	TM089		<24 @	<96 @	<24 @	<24 @	<24 @	<96 @
Aliphatics >C5-C6	<10 µg/kg	TM089		<40 @	<40 @	<40 @	<40 @	<40 @	<40 @
Aliphatics >C6-C8	<10 µg/kg	TM089		<40 @	<40 @	<40 @	<40 @	<40 @	<40 @
Aliphatics >C8-C10	<10 µg/kg	TM089		<40 @	<40 @	<40 @	<40 @	<40 @	<40 @
Aliphatics >C10-C12	<10 µg/kg	TM089		<40 @	<40 @	<40 @	<40 @	<40 @	<40 @
Aliphatics >C12-C16	<100 µg/kg	TM173		<100	<100	<100	<100	<100	<100
Aliphatics >C16-C21	<100 µg/kg	TM173		<100	<100	<100	<100	<100	<100
Aliphatics >C21-C35	<100 µg/kg	TM173		<100	<100	<100	<100	<100	<100
Aliphatics >C35-C44	<100 µg/kg	TM173		<100	<100	<100	<100	<100	<100
Total Aliphatics >C12-C44	<100 µg/kg	TM173		<100	<100	<100	<100	<100	<100
Aromatics >EC5-EC7	<10 µg/kg	TM089		<40 @	<40 @	<40 @	<40 @	<40 @	<40 @
Aromatics >EC7-EC8	<10 µg/kg	TM089		<40 @	<40 @	<40 @	<40 @	<40 @	<40 @
Aromatics >EC8-EC10	<10 µg/kg	TM089		<40 @	<40 @	<40 @	<40 @	<40 @	<40 @
Aromatics >EC10-EC12	<10 µg/kg	TM089		<40 @	<40 @	<40 @	<40 @	<40 @	<40 @
Aromatics >EC12-EC16	<100 µg/kg	TM173		<100	<100	<100	<100	<100	<100
Aromatics >EC16-EC21	<100 µg/kg	TM173		<100	<100	5740	<100	<100	<100
Aromatics >EC21-EC35	<100 µg/kg	TM173		<100	<100	18800	<100	<100	5760
Aromatics >EC35-EC44	<100 µg/kg	TM173		<100	<100	3750	<100	<100	5020
Aromatics >EC40-EC44	<100 µg/kg	TM173		<100	<100	<100	<100	<100	3260
Total Aromatics >EC12-EC44	<100 µg/kg	TM173		<100	<100	28300	<100	<100	10800
Total Aliphatics & Aromatics >C5-C44	<100 µg/kg	TM173		<100	<100	28300	<100	<100	10800

CERTIFICATE OF ANALYSIS

SDG:	140706-12	**Location:**	Coed Darcy	**Order Number:**	CD0732
Job:	H_ATKINS_LDC-224	**Customer:**	Atkins Global Ltd	**Report Number:**	278495
Client Reference:	Site Wide Trial Pitting	**Attention:**	Jack Lowrie	**Superseded Report:**	277575

TPH CWG (S)

Results Legend	
#	ISO17025 accredited.
M	*m*CERTS accredited.
aq	Aqueous / settled sample.
diss.filt	Dissolved / filtered sample.
tot.unfilt	Total / unfiltered sample.
*	Subcontracted test.
**	% recovery of the surrogate standard to check the efficiency of the method. The results of individual compounds within samples aren't corrected for the recovery
(F)	Trigger breach confirmed
1-5&+§@	Sample deviation (see appendix)

Component	LOD/Units	Method	Customer Sample R	IP242	IP243	IP243	IP247	IP247	IP265
			Depth (m)	2.00	0.50	1.50	0.50	1.50	0.20
			Sample Type	Soil/Solid	Soil/Solid	Soil/Solid	Soil/Solid	Soil/Solid	Soil/Solid
			Date Sampled	03/07/2014	03/07/2014	03/07/2014	03/07/2014	03/07/2014	03/07/2014
			Sample Time	.	.	.	.	.	.
			Date Received	06/07/2014	06/07/2014	06/07/2014	06/07/2014	06/07/2014	06/07/2014
			SDG Ref	140706-12	140706-12	140706-12	140706-12	140706-12	140706-12
			Lab Sample No.(s)	9565494	9565982	9566026	9565808	9565851	9565704
			AGS Reference						
GRO Surrogate % recovery**	%	TM089		95 @	94 @	93 @	90 @	75	81 @
GRO TOT (Moisture Corrected)	<44 µg/kg	TM089		<176 @ M	<176 @ M	598000 @ M	310000 @ M	4970 M	<176 @ M
Methyl tertiary butyl ether (MTBE)	<5 µg/kg	TM089		<20 @ M	<20 @ M	<100 @ M	<20 @ M	<20 M	<20 @ M
Benzene	<10 µg/kg	TM089		<40 @ M	<40 @ M	<200 @ M	<40 @ M	<40 M	<40 @ M
Toluene	<2 µg/kg	TM089		<8 @ M	<8 @ M	<40 @ M	<8 @ M	<8 M	<8 @ M
Ethylbenzene	<3 µg/kg	TM089		<12 @ M	<12 @ M	<60 @ M	<12 @ M	<12 M	<12 @ M
m,p-Xylene	<6 µg/kg	TM089		<24 @ M	<24 @ M	<120 @ M	<24 @ M	<24 M	<24 @ M
o-Xylene	<3 µg/kg	TM089		<12 @ M	<12 @ M	<60 @ M	<12 @ M	<12 M	<12 @ M
sum of detected mpo xylene by GC	<9 µg/kg	TM089		<36 @	<9 @	<180 @	<9 @	<9	<9 @
sum of detected BTEX by GC	<24 µg/kg	TM089		<96 @	<24 @	<480 @	<24 @	<24	<24 @
Aliphatics >C5-C6	<10 µg/kg	TM089		<40 @	<40 @	<200 @	<40 @	<40	<40 @
Aliphatics >C6-C8	<10 µg/kg	TM089		<40 @	<40 @	222 @	<40 @	<40	<40 @
Aliphatics >C8-C10	<10 µg/kg	TM089		<40 @	<40 @	85900 @	32400 @	522	<40 @
Aliphatics >C10-C12	<10 µg/kg	TM089		<40 @	<40 @	273000 @	154000 @	2440	<40 @
Aliphatics >C12-C16	<100 µg/kg	TM173		<100	<100	92900	32300	2930	<100
Aliphatics >C16-C21	<100 µg/kg	TM173		<100	<100	<100	<100	<100	<100
Aliphatics >C21-C35	<100 µg/kg	TM173		<100	7600	<100	<100	<100	<100
Aliphatics >C35-C44	<100 µg/kg	TM173		<100	<100	<100	<100	<100	<100
Total Aliphatics >C12-C44	<100 µg/kg	TM173		<100	7600	92900	32300	2930	<100
Aromatics >EC5-EC7	<10 µg/kg	TM089		<40 @	<40 @	<200 @	<40 @	<40	<40 @
Aromatics >EC7-EC8	<10 µg/kg	TM089		<40 @	<40 @	<200 @	<40 @	<40	<40 @
Aromatics >EC8-EC10	<10 µg/kg	TM089		<40 @	<40 @	57200 @	21600 @	347	<40 @
Aromatics >EC10-EC12	<10 µg/kg	TM089		<40 @	<40 @	182000 @	103000 @	1630	<40 @
Aromatics >EC12-EC16	<100 µg/kg	TM173		<100	<100	2940	9420	<100	<100
Aromatics >EC16-EC21	<100 µg/kg	TM173		<100	4870	<100	<100	<100	<100
Aromatics >EC21-EC35	<100 µg/kg	TM173		<100	37300	<100	<100	<100	<100
Aromatics >EC35-EC44	<100 µg/kg	TM173		<100	10800	<100	<100	<100	<100
Aromatics >EC40-EC44	<100 µg/kg	TM173		<100	3940	<100	<100	<100	<100
Total Aromatics >EC12-EC44	<100 µg/kg	TM173		<100	53100	2940	9420	<100	<100
Total Aliphatics & Aromatics >C5-C44	<100 µg/kg	TM173		<100	60700	694000	352000	7910	<100

CERTIFICATE OF ANALYSIS

SDG:	140706-12	**Location:**	Coed Darcy	**Order Number:**	CD0732
Job:	H_ATKINS_LDC-224	**Customer:**	Atkins Global Ltd	**Report Number:**	278495
Client Reference:	Site Wide Trial Pitting	**Attention:**	Jack Lowrie	**Superseded Report:**	277575

TPH CWG (S)

Results Legend	
#	ISO17025 accredited.
M	*m*CERTS accredited.
aq	Aqueous / settled sample.
diss.filt	Dissolved / filtered sample.
tot.unfilt	Total / unfiltered sample.
*	Subcontracted test.
**	% recovery of the surrogate standard to check the efficiency of the method. The results of individual compounds within samples aren't corrected for the recovery
(F)	Trigger breach confirmed
1-5&+§@	Sample deviation (see appendix)

Component	LOD/Units	Method	Customer Sample R	IP265	IP266	IP266	IP267	IP267	IP267
			Depth (m)	1.00	0.50	1.50	1.00	2.00	3.00
			Sample Type	Soil/Solid	Soil/Solid	Soil/Solid	Soil/Solid	Soil/Solid	Soil/Solid
			Date Sampled	03/07/2014	03/07/2014	03/07/2014	03/07/2014	03/07/2014	03/07/2014
			Sample Time	.	.	.	.	.	.
			Date Received	06/07/2014	06/07/2014	06/07/2014	06/07/2014	06/07/2014	06/07/2014
			SDG Ref	140706-12	140706-12	140706-12	140706-12	140706-12	140706-12
			Lab Sample No.(s)	9565708	9565729	9565733	9565400	9565717	9565762
			AGS Reference						
GRO Surrogate % recovery**	%	TM089		88 @	95 @	84 @	85 @	88 @	100 @
GRO TOT (Moisture Corrected)	<44 µg/kg	TM089		<176 @ M	<176 @ M	<176 @ M	<176 @ M	2070 @ M	12800 @ M
Methyl tertiary butyl ether (MTBE)	<5 µg/kg	TM089		<20 @ M	<20 @ M	<20 @ M	<20 @ M	<20 @ M	<20 @ M
Benzene	<10 µg/kg	TM089		<40 @ M	<40 @ M	<40 @ M	<40 @ M	<40 @ M	<40 @ M
Toluene	<2 µg/kg	TM089		<8 @ M	<8 @ M	<8 @ M	<8 @ M	<8 @ M	<8 @ M
Ethylbenzene	<3 µg/kg	TM089		<12 @ M	<12 @ M	<12 @ M	<12 @ M	<12 @ M	<12 @ M
m,p-Xylene	<6 µg/kg	TM089		<24 @ M	<24 @ M	<24 @ M	<24 @ M	<24 @ M	<24 @ M
o-Xylene	<3 µg/kg	TM089		<12 @ M	<12 @ M	<12 @ M	<12 @ M	<12 @ M	<12 @ M
sum of detected mpo xylene by GC	<9 µg/kg	TM089		<9 @	<9 @	<9 @	<36 @	<36 @	<36 @
sum of detected BTEX by GC	<24 µg/kg	TM089		<24 @	<24 @	<24 @	<96 @	<96 @	<96 @
Aliphatics >C5-C6	<10 µg/kg	TM089		<40 @	<40 @	<40 @	<40 @	<40 @	<40 @
Aliphatics >C6-C8	<10 µg/kg	TM089		<40 @	<40 @	<40 @	<40 @	<40 @	<40 @
Aliphatics >C8-C10	<10 µg/kg	TM089		<40 @	<40 @	<40 @	<40 @	74.1 @	996 @
Aliphatics >C10-C12	<10 µg/kg	TM089		<40 @	<40 @	<40 @	<40 @	1150 @	6670 @
Aliphatics >C12-C16	<100 µg/kg	TM173		<100	<100	<100	<100	<100	<100
Aliphatics >C16-C21	<100 µg/kg	TM173		<100	<100	<100	<100	<100	<100
Aliphatics >C21-C35	<100 µg/kg	TM173		<100	<100	<100	<100	<100	<100
Aliphatics >C35-C44	<100 µg/kg	TM173		<100	<100	<100	<100	<100	<100
Total Aliphatics >C12-C44	<100 µg/kg	TM173		<100	<100	<100	<100	<100	<100
Aromatics >EC5-EC7	<10 µg/kg	TM089		<40 @	<40 @	<40 @	<40 @	<40 @	<40 @
Aromatics >EC7-EC8	<10 µg/kg	TM089		<40 @	<40 @	<40 @	<40 @	<40 @	<40 @
Aromatics >EC8-EC10	<10 µg/kg	TM089		<40 @	<40 @	<40 @	<40 @	49 @	664 @
Aromatics >EC10-EC12	<10 µg/kg	TM089		<40 @	<40 @	<40 @	<40 @	767 @	4450 @
Aromatics >EC12-EC16	<100 µg/kg	TM173		<100	<100	<100	<100	<100	<100
Aromatics >EC16-EC21	<100 µg/kg	TM173		<100	<100	<100	<100	<100	<100
Aromatics >EC21-EC35	<100 µg/kg	TM173		<100	<100	<100	<100	<100	<100
Aromatics >EC35-EC44	<100 µg/kg	TM173		<100	<100	<100	<100	<100	<100
Aromatics >EC40-EC44	<100 µg/kg	TM173		<100	<100	<100	<100	<100	<100
Total Aromatics >EC12-EC44	<100 µg/kg	TM173		<100	<100	<100	<100	<100	<100
Total Aliphatics & Aromatics >C5-C44	<100 µg/kg	TM173		<100	<100	<100	<100	2070	12800

CERTIFICATE OF ANALYSIS

SDG:	140706-12	**Location:**	Coed Darcy	**Order Number:**	CD0732
Job:	H_ATKINS_LDC-224	**Customer:**	Atkins Global Ltd	**Report Number:**	278495
Client Reference:	Site Wide Trial Pitting	**Attention:**	Jack Lowrie	**Superseded Report:**	277575

TPH CWG (S)

Results Legend

#	ISO17025 accredited.
M	*m*CERTS accredited.
aq	Aqueous / settled sample.
diss.filt	Dissolved / filtered sample.
tot.unfilt	Total / unfiltered sample.
*	Subcontracted test.
**	% recovery of the surrogate standard to check the efficiency of the method. The results of individual compounds within samples aren't corrected for the recovery
(F)	Trigger breach confirmed
1-5&+§@	Sample deviation (see appendix)

Component	LOD/Units	Method	Customer Sample R	IP269	IP269	IP276	IP276	IP276	IP331
			Depth (m)	0.50	1.50	0.50	1.50	2.50	0.30
			Sample Type	Soil/Solid	Soil/Solid	Soil/Solid	Soil/Solid	Soil/Solid	Soil/Solid
			Date Sampled	03/07/2014	03/07/2014	03/07/2014	03/07/2014	03/07/2014	03/07/2014
			Sample Time	.	.	.	.	.	.
			Date Received	06/07/2014	06/07/2014	06/07/2014	06/07/2014	06/07/2014	06/07/2014
			SDG Ref	140706-12	140706-12	140706-12	140706-12	140706-12	140706-12
			Lab Sample No.(s)	9565895	9565939	9565713	9565721	9565725	9565754
			AGS Reference						
GRO Surrogate % recovery**	%	TM089		84 @	78	90 @	92 @	104 @	80 @
GRO TOT (Moisture Corrected)	<44 µg/kg	TM089		39200 @ M	<176 M	<176 @ M	52500 @ M	1320000 @ M	196000 @ M
Methyl tertiary butyl ether (MTBE)	<5 µg/kg	TM089		<20 @ M	<20 M	<20 @ M	<20 @ M	<100 @ M	<20 @ M
Benzene	<10 µg/kg	TM089		<40 @ M	<40 M	<40 @ M	<40 @ M	<200 @ M	49.6 @ M
Toluene	<2 µg/kg	TM089		<8 @ M	<8 M	110 @ M	145 @ M	<40 @ M	<8 @ M
Ethylbenzene	<3 µg/kg	TM089		<12 @ M	<12 M	<12 @ M	<12 @ M	<60 @ M	<12 @ M
m,p-Xylene	<6 µg/kg	TM089		<24 @ M	<24 M	<24 @ M	<24 @ M	<120 @ M	<24 @ M
o-Xylene	<3 µg/kg	TM089		<12 @ M	<12 M	<12 @ M	<12 @ M	<60 @ M	<12 @ M
sum of detected mpo xylene by GC	<9 µg/kg	TM089		<9 @	<9	<9 @	<9 @	<180 @	<9 @
sum of detected BTEX by GC	<24 µg/kg	TM089		<24 @	<24	110 @	145 @	<480 @	49.6 @
Aliphatics >C5-C6	<10 µg/kg	TM089		<40 @	<40	<40 @	<40 @	<200 @	58.1 @
Aliphatics >C6-C8	<10 µg/kg	TM089		68.9 @	<40	<40 @	56.8 @	1050 @	8320 @
Aliphatics >C8-C10	<10 µg/kg	TM089		8220 @	<40	<40 @	2510 @	217000 @	45700 @
Aliphatics >C10-C12	<10 µg/kg	TM089		15200 @	47.2	<40 @	28800 @	577000 @	67000 @
Aliphatics >C12-C16	<100 µg/kg	TM173		<100	<100	<100	<100	138000	<100
Aliphatics >C16-C21	<100 µg/kg	TM173		<100	<100	<100	<100	56400	<100
Aliphatics >C21-C35	<100 µg/kg	TM173		18000	<100	<100	<100	<100	<100
Aliphatics >C35-C44	<100 µg/kg	TM173		1650	<100	<100	<100	<100	<100
Total Aliphatics >C12-C44	<100 µg/kg	TM173		19600	<100	<100	<100	195000	<100
Aromatics >EC5-EC7	<10 µg/kg	TM089		<40 @	<40	<40 @	<40 @	<200 @	49.6 @
Aromatics >EC7-EC8	<10 µg/kg	TM089		<40 @	<40	110 @	145 @	<200 @	<40 @
Aromatics >EC8-EC10	<10 µg/kg	TM089		5480 @	<40	<40 @	1680 @	144000 @	30400 @
Aromatics >EC10-EC12	<10 µg/kg	TM089		10100 @	<40	<40 @	19200 @	385000 @	44700 @
Aromatics >EC12-EC16	<100 µg/kg	TM173		<100	<100	<100	<100	13200	<100
Aromatics >EC16-EC21	<100 µg/kg	TM173		112	<100	692	<100	11500	<100
Aromatics >EC21-EC35	<100 µg/kg	TM173		17500	<100	23100	<100	991	<100
Aromatics >EC35-EC44	<100 µg/kg	TM173		4170	<100	9010	<100	<100	<100
Aromatics >EC40-EC44	<100 µg/kg	TM173		1920	<100	4270	<100	<100	<100
Total Aromatics >EC12-EC44	<100 µg/kg	TM173		21700	<100	32800	<100	25700	<100
Total Aliphatics & Aromatics >C5-C44	<100 µg/kg	TM173		80500	<100	32900	52500	1540000	196000

CERTIFICATE OF ANALYSIS

SDG:	140706-12	**Location:**	Coed Darcy	**Order Number:**	CD0732
Job:	H_ATKINS_LDC-224	**Customer:**	Atkins Global Ltd	**Report Number:**	278495
Client Reference:	Site Wide Trial Pitting	**Attention:**	Jack Lowrie	**Superseded Report:**	277575

TPH CWG (S)

Results Legend	
#	ISO17025 accredited.
M	*m*CERTS accredited.
aq	Aqueous / settled sample.
diss.filt	Dissolved / filtered sample.
tot.unfilt	Total / unfiltered sample.
*	Subcontracted test.
**	% recovery of the surrogate standard to check the efficiency of the method. The results of individual compounds within samples aren't corrected for the recovery
(F)	Trigger breach confirmed
1-5&+§@	Sample deviation (see appendix)

Component	LOD/Units	Method	Customer Sample R	IP331	IP332	IP337	IP337	IP356	IP399
			Depth (m)	1.50	1.50	0.50	1.50	1.00	0.50
			Sample Type	Soil/Solid	Soil/Solid	Soil/Solid	Soil/Solid	Soil/Solid	Soil/Solid
			Date Sampled	03/07/2014	03/07/2014	03/07/2014	03/07/2014	03/07/2014	03/07/2014
			Sample Time	.	.	.	.	.	.
			Date Received	06/07/2014	06/07/2014	06/07/2014	06/07/2014	06/07/2014	06/07/2014
			SDG Ref	140706-12	140706-12	140706-12	140706-12	140706-12	140706-12
			Lab Sample No.(s)	9565758	9565749	9565741	9565745	9565737	9566054
			AGS Reference						
GRO Surrogate % recovery**	%	TM089		93 @	112 @	106 @	101 @	101 @	77
GRO TOT (Moisture Corrected)	<44 µg/kg	TM089		125000 @ M	1140000 @ M	<176 @ M	<176 @ M	<176 @ M	<176 M
Methyl tertiary butyl ether (MTBE)	<5 µg/kg	TM089		<20 @ M	<100 @ M	<20 @ M	<20 @ M	<20 @ M	<20 M
Benzene	<10 µg/kg	TM089		<40 @ M	<200 @ M	<40 @ M	<40 @ M	<40 @ M	<40 M
Toluene	<2 µg/kg	TM089		<8 @ M	<40 @ M	<8 @ M	<8 @ M	<8 @ M	<8 M
Ethylbenzene	<3 µg/kg	TM089		<12 @ M	<60 @ M	<12 @ M	<12 @ M	<12 @ M	<12 M
m,p-Xylene	<6 µg/kg	TM089		<24 @ M	<120 @ M	<24 @ M	<24 @ M	<24 @ M	<24 M
o-Xylene	<3 µg/kg	TM089		<12 @ M	<60 @ M	<12 @ M	<12 @ M	<12 @ M	<12 M
sum of detected mpo xylene by GC	<9 µg/kg	TM089		<9 @	<180 @	<9 @	<9 @	<9 @	<9
sum of detected BTEX by GC	<24 µg/kg	TM089		<24 @	<480 @	<24 @	<24 @	<24 @	<24
Aliphatics >C5-C6	<10 µg/kg	TM089		63.6 @	<200 @	<40 @	<40 @	<40 @	<40
Aliphatics >C6-C8	<10 µg/kg	TM089		5320 @	33600 @	<40 @	<40 @	<40 @	<40
Aliphatics >C8-C10	<10 µg/kg	TM089		24800 @	284000 @	<40 @	<40 @	<40 @	<40
Aliphatics >C10-C12	<10 µg/kg	TM089		46800 @	378000 @	<40 @	<40 @	<40 @	<40
Aliphatics >C12-C16	<100 µg/kg	TM173		16500	111000	<100	<100	<100	<100
Aliphatics >C16-C21	<100 µg/kg	TM173		4520	29600	<100	<100	<100	<100
Aliphatics >C21-C35	<100 µg/kg	TM173		<100	<100	<100	<100	<100	<100
Aliphatics >C35-C44	<100 µg/kg	TM173		<100	<100	<100	<100	<100	<100
Total Aliphatics >C12-C44	<100 µg/kg	TM173		21000	141000	<100	<100	<100	<100
Aromatics >EC5-EC7	<10 µg/kg	TM089		42.8 @	<200 @	<40 @	<40 @	<40 @	<40
Aromatics >EC7-EC8	<10 µg/kg	TM089		<40 @	<200 @	<40 @	<40 @	<40 @	<40
Aromatics >EC8-EC10	<10 µg/kg	TM089		16600 @	189000 @	<40 @	<40 @	<40 @	<40
Aromatics >EC10-EC12	<10 µg/kg	TM089		31200 @	252000 @	<40 @	<40 @	<40 @	<40
Aromatics >EC12-EC16	<100 µg/kg	TM173		<100	5100	<100	<100	<100	<100
Aromatics >EC16-EC21	<100 µg/kg	TM173		<100	4870	<100	<100	<100	<100
Aromatics >EC21-EC35	<100 µg/kg	TM173		<100	<100	<100	<100	<100	<100
Aromatics >EC35-EC44	<100 µg/kg	TM173		<100	<100	<100	<100	<100	<100
Aromatics >EC40-EC44	<100 µg/kg	TM173		<100	<100	<100	<100	<100	<100
Total Aromatics >EC12-EC44	<100 µg/kg	TM173		<100	9970	<100	<100	<100	<100
Total Aliphatics & Aromatics >C5-C44	<100 µg/kg	TM173		146000	1290000	<100	<100	<100	<100

CERTIFICATE OF ANALYSIS

SDG:	140706-12	**Location:**	Coed Darcy	**Order Number:**	CD0732
Job:	H_ATKINS_LDC-224	**Customer:**	Atkins Global Ltd	**Report Number:**	278495
Client Reference:	Site Wide Trial Pitting	**Attention:**	Jack Lowrie	**Superseded Report:**	277575

TPH CWG (S)

Results Legend	
#	ISO17025 accredited.
M	*m*CERTS accredited.
aq	Aqueous / settled sample.
diss.filt	Dissolved / filtered sample.
tot.unfilt	Total / unfiltered sample.
*	Subcontracted test.
**	% recovery of the surrogate standard to check the efficiency of the method. The results of individual compounds within samples aren't corrected for the recovery
(F)	Trigger breach confirmed
1-5&+§@	Sample deviation (see appendix)

Component	LOD/Units	Method	Customer Sample R	IP399	IP404	IP404	IP404	IP405	IP405
			Depth (m)	1.50	0.50	1.20	1.70	0.50	1.50
			Sample Type	Soil/Solid	Soil/Solid	Soil/Solid	Soil/Solid	Soil/Solid	Soil/Solid
			Date Sampled	03/07/2014	03/07/2014	03/07/2014	03/07/2014	03/07/2014	03/07/2014
			Sample Time	.	.	.	.	.	.
			Date Received	06/07/2014	06/07/2014	06/07/2014	06/07/2014	06/07/2014	06/07/2014
			SDG Ref	140706-12	140706-12	140706-12	140706-12	140706-12	140706-12
			Lab Sample No.(s)	9566058	9565667	9565671	9565675	9565683	9565687
			AGS Reference						
GRO Surrogate % recovery**	%	TM089		79	92	114	112	109	110 @
GRO TOT (Moisture Corrected)	<44 µg/kg	TM089		<176 M	<176 M	8310 M	<176 M	<176 M	<176 @ M
Methyl tertiary butyl ether (MTBE)	<5 µg/kg	TM089		<20 M	<20 M	<20 M	<20 M	<20 M	<20 @ M
Benzene	<10 µg/kg	TM089		<40 M	<40 M	<40 M	<40 M	<40 M	<40 @ M
Toluene	<2 µg/kg	TM089		<8 M	<8 M	<8 M	<8 M	<8 M	<8 @ M
Ethylbenzene	<3 µg/kg	TM089		<12 M	<12 M	18.9 M	<12 M	<12 M	<12 @ M
m,p-Xylene	<6 µg/kg	TM089		<24 M	<24 M	<24 M	<24 M	<24 M	<24 @ M
o-Xylene	<3 µg/kg	TM089		<12 M	<12 M	<12 M	<12 M	<12 M	<12 @ M
sum of detected mpo xylene by GC	<9 µg/kg	TM089		<9	<9	<9	<9	<9	<9 @
sum of detected BTEX by GC	<24 µg/kg	TM089		<24	<24	<24	<24	<24	<24 @
Aliphatics >C5-C6	<10 µg/kg	TM089		<40	<40	<40	<40	<40	<40 @
Aliphatics >C6-C8	<10 µg/kg	TM089		<40	<40	103	<40	<40	<40 @
Aliphatics >C8-C10	<10 µg/kg	TM089		<40	<40	2540	<40	<40	<40 @
Aliphatics >C10-C12	<10 µg/kg	TM089		<40	<40	2360	<40	<40	<40 @
Aliphatics >C12-C16	<100 µg/kg	TM173		<100	<100	<100	<100	<100	<100
Aliphatics >C16-C21	<100 µg/kg	TM173		6340	3430	<100	<100	<100	<100
Aliphatics >C21-C35	<100 µg/kg	TM173		15000	43100	<100	<100	<100	<100
Aliphatics >C35-C44	<100 µg/kg	TM173		3330	20000	<100	<100	<100	<100
Total Aliphatics >C12-C44	<100 µg/kg	TM173		24700	66500	<100	<100	<100	<100
Aromatics >EC5-EC7	<10 µg/kg	TM089		<40	<40	<40	<40	<40	<40 @
Aromatics >EC7-EC8	<10 µg/kg	TM089		<40	<40	<40	<40	<40	<40 @
Aromatics >EC8-EC10	<10 µg/kg	TM089		<40	<40	1720	<40	<40	<40 @
Aromatics >EC10-EC12	<10 µg/kg	TM089		<40	<40	1570	<40	<40	<40 @
Aromatics >EC12-EC16	<100 µg/kg	TM173		<100	1170	<100	<100	<100	<100
Aromatics >EC16-EC21	<100 µg/kg	TM173		872	18300	<100	<100	<100	<100
Aromatics >EC21-EC35	<100 µg/kg	TM173		15800	122000	<100	<100	<100	<100
Aromatics >EC35-EC44	<100 µg/kg	TM173		7390	55800	<100	<100	<100	<100
Aromatics >EC40-EC44	<100 µg/kg	TM173		1430	21400	<100	<100	<100	<100
Total Aromatics >EC12-EC44	<100 µg/kg	TM173		24100	198000	<100	<100	<100	<100
Total Aliphatics & Aromatics >C5-C44	<100 µg/kg	TM173		48800	264000	8310	<100	<100	<100

CERTIFICATE OF ANALYSIS

SDG:	140706-12	**Location:**	Coed Darcy	**Order Number:**	CD0732
Job:	H_ATKINS_LDC-224	**Customer:**	Atkins Global Ltd	**Report Number:**	278495
Client Reference:	Site Wide Trial Pitting	**Attention:**	Jack Lowrie	**Superseded Report:**	277575

TPH CWG (S)

Results Legend

#	ISO17025 accredited.
M	*m*CERTS accredited.
aq	Aqueous / settled sample.
diss.filt	Dissolved / filtered sample.
tot.unfilt	Total / unfiltered sample.
*	Subcontracted test.
**	% recovery of the surrogate standard to check the efficiency of the method. The results of individual compounds within samples aren't corrected for the recovery
(F)	Trigger breach confirmed
1-5&+§@	Sample deviation (see appendix)

Component	LOD/Units	Method	Customer Sample R	IP405	IP405	IP405	IP407	IP407	IP407
			Depth (m)	2.50	3.30	3.70	0.50	1.50	2.50
			Sample Type	Soil/Solid	Soil/Solid	Soil/Solid	Soil/Solid	Soil/Solid	Soil/Solid
			Date Sampled	03/07/2014	03/07/2014	03/07/2014	03/07/2014	03/07/2014	03/07/2014
			Sample Time	.	.	.	.	.	.
			Date Received	06/07/2014	06/07/2014	06/07/2014	06/07/2014	06/07/2014	06/07/2014
			SDG Ref	140706-12	140706-12	140706-12	140706-12	140706-12	140706-12
			Lab Sample No.(s)	9565691	9565696	9565700	9566034	9566038	9566042
			AGS Reference						
GRO Surrogate % recovery**	%	TM089		128	90 @	116	93	103	76
GRO TOT (Moisture Corrected)	<44 µg/kg	TM089		<176 M	<176 @ M	<176 M	<176 M	41400 M	1630 M
Methyl tertiary butyl ether (MTBE)	<5 µg/kg	TM089		<20 M	<20 @ M	<20 M	<20 M	<20 M	<20 M
Benzene	<10 µg/kg	TM089		<40 M	<40 @ M	<40 M	<40 M	<40 M	<40 M
Toluene	<2 µg/kg	TM089		<8 M	<8 @ M	<8 M	<8 M	<8 M	<8 M
Ethylbenzene	<3 µg/kg	TM089		<12 M	<12 @ M	<12 M	<12 M	<12 M	<12 M
m,p-Xylene	<6 µg/kg	TM089		<24 M	<24 @ M	<24 M	<24 M	<24 M	<24 M
o-Xylene	<3 µg/kg	TM089		<12 M	<12 @ M	<12 M	<12 M	<12 M	<12 M
sum of detected mpo xylene by GC	<9 µg/kg	TM089		<9	<36 @	<9	<9	<9	<9
sum of detected BTEX by GC	<24 µg/kg	TM089		<24	<96 @	<24	<24	<24	<24
Aliphatics >C5-C6	<10 µg/kg	TM089		<40	<40 @	<40	<40	<40	<40
Aliphatics >C6-C8	<10 µg/kg	TM089		<40	<40 @	<40	<40	56.8	<40
Aliphatics >C8-C10	<10 µg/kg	TM089		<40	<40 @	<40	<40	1250	63.7
Aliphatics >C10-C12	<10 µg/kg	TM089		<40	<40 @	<40	<40	23500	877
Aliphatics >C12-C16	<100 µg/kg	TM173		<100	<100	<100	<100	55400	5920
Aliphatics >C16-C21	<100 µg/kg	TM173		<100	<100	<100	<100	1720	3510
Aliphatics >C21-C35	<100 µg/kg	TM173		<100	<100	<100	<100	<100	6630
Aliphatics >C35-C44	<100 µg/kg	TM173		<100	<100	<100	<100	<100	<100
Total Aliphatics >C12-C44	<100 µg/kg	TM173		<100	<100	<100	<100	57100	16100
Aromatics >EC5-EC7	<10 µg/kg	TM089		<40	<40 @	<40	<40	<40	<40
Aromatics >EC7-EC8	<10 µg/kg	TM089		<40	<40 @	<40	<40	<40	<40
Aromatics >EC8-EC10	<10 µg/kg	TM089		<40	<40 @	<40	<40	836	50.7
Aromatics >EC10-EC12	<10 µg/kg	TM089		<40	<40 @	<40	<40	15700	584
Aromatics >EC12-EC16	<100 µg/kg	TM173		<100	<100	<100	<100	<100	<100
Aromatics >EC16-EC21	<100 µg/kg	TM173		<100	<100	<100	<100	<100	<100
Aromatics >EC21-EC35	<100 µg/kg	TM173		<100	<100	<100	<100	<100	<100
Aromatics >EC35-EC44	<100 µg/kg	TM173		<100	<100	<100	<100	<100	<100
Aromatics >EC40-EC44	<100 µg/kg	TM173		<100	<100	<100	<100	<100	<100
Total Aromatics >EC12-EC44	<100 µg/kg	TM173		<100	<100	<100	<100	<100	<100
Total Aliphatics & Aromatics >C5-C44	<100 µg/kg	TM173		<100	<100	<100	<100	98500	17700

CERTIFICATE OF ANALYSIS

SDG:	140706-12	**Location:**	Coed Darcy	**Order Number:**	CD0732
Job:	H_ATKINS_LDC-224	**Customer:**	Atkins Global Ltd	**Report Number:**	278495
Client Reference:	Site Wide Trial Pitting	**Attention:**	Jack Lowrie	**Superseded Report:**	277575

TPH CWG (S)

Results Legend

#	ISO17025 accredited.
M	*m*CERTS accredited.
aq	Aqueous / settled sample.
diss.filt	Dissolved / filtered sample.
tot.unfilt	Total / unfiltered sample.
*	Subcontracted test.
**	% recovery of the surrogate standard to check the efficiency of the method. The results of individual compounds within samples aren't corrected for the recovery
(F)	Trigger breach confirmed
1-5&+§@	Sample deviation (see appendix)

Component	LOD/Units	Method	Customer Sample R	IP410	IP410	IP410	IP411	IP411	IP412
			Depth (m)	0.50	1.50	2.50	0.50	1.50	0.50
			Sample Type	Soil/Solid	Soil/Solid	Soil/Solid	Soil/Solid	Soil/Solid	Soil/Solid
			Date Sampled	03/07/2014	03/07/2014	03/07/2014	03/07/2014	03/07/2014	03/07/2014
			Sample Time	.	.	.	.	.	.
			Date Received	06/07/2014	06/07/2014	06/07/2014	06/07/2014	06/07/2014	06/07/2014
			SDG Ref	140706-12	140706-12	140706-12	140706-12	140706-12	140706-12
			Lab Sample No.(s)	9565470	9565474	9565478	9565445	9565453	9566050
			AGS Reference						
GRO Surrogate % recovery**	%	TM089		92	120	103	102	93	71
GRO TOT (Moisture Corrected)	<44 µg/kg	TM089		<176 M	<176 M	11200 M	<176 M	<176 M	<176 M
Methyl tertiary butyl ether (MTBE)	<5 µg/kg	TM089		<20 M	<20 M	<20 M	<20 M	<20 M	<20 M
Benzene	<10 µg/kg	TM089		<40 M	<40 M	<40 M	<40 M	<40 M	<40 M
Toluene	<2 µg/kg	TM089		<8 M	<8 M	<8 M	<8 M	<8 M	<8 M
Ethylbenzene	<3 µg/kg	TM089		<12 M	<12 M	<12 M	<12 M	<12 M	<12 M
m,p-Xylene	<6 µg/kg	TM089		<24 M	<24 M	<24 M	<24 M	<24 M	<24 M
o-Xylene	<3 µg/kg	TM089		<12 M	<12 M	<12 M	<12 M	<12 M	<12 M
sum of detected mpo xylene by GC	<9 µg/kg	TM089		<9	<9	<9	<9	<9	<9
sum of detected BTEX by GC	<24 µg/kg	TM089		<24	<24	<24	<24	<24	<24
Aliphatics >C5-C6	<10 µg/kg	TM089		<40	<40	<40	<40	<40	<40
Aliphatics >C6-C8	<10 µg/kg	TM089		<40	<40	159	<40	<40	<40
Aliphatics >C8-C10	<10 µg/kg	TM089		<40	<40	1510	<40	<40	<40
Aliphatics >C10-C12	<10 µg/kg	TM089		<40	<40	5080	<40	<40	<40
Aliphatics >C12-C16	<100 µg/kg	TM173		<100	85400	101000	<100	<100	<100
Aliphatics >C16-C21	<100 µg/kg	TM173		<100	2190	4330	<100	<100	<100
Aliphatics >C21-C35	<100 µg/kg	TM173		<100	<100	<100	<100	<100	11000
Aliphatics >C35-C44	<100 µg/kg	TM173		<100	<100	<100	<100	<100	<100
Total Aliphatics >C12-C44	<100 µg/kg	TM173		<100	87600	106000	<100	<100	11000
Aromatics >EC5-EC7	<10 µg/kg	TM089		<40	<40	<40	<40	<40	<40
Aromatics >EC7-EC8	<10 µg/kg	TM089		<40	<40	<40	<40	<40	<40
Aromatics >EC8-EC10	<10 µg/kg	TM089		<40	<40	1010	<40	<40	<40
Aromatics >EC10-EC12	<10 µg/kg	TM089		<40	<40	3390	<40	<40	<40
Aromatics >EC12-EC16	<100 µg/kg	TM173		<100	10400	13000	<100	<100	<100
Aromatics >EC16-EC21	<100 µg/kg	TM173		<100	<100	<100	<100	<100	978
Aromatics >EC21-EC35	<100 µg/kg	TM173		<100	<100	<100	<100	<100	10800
Aromatics >EC35-EC44	<100 µg/kg	TM173		<100	<100	<100	<100	<100	5550
Aromatics >EC40-EC44	<100 µg/kg	TM173		<100	<100	<100	<100	<100	2460
Total Aromatics >EC12-EC44	<100 µg/kg	TM173		<100	10400	13000	<100	<100	17300
Total Aliphatics & Aromatics >C5-C44	<100 µg/kg	TM173		<100	98000	130000	<100	<100	28400

CERTIFICATE OF ANALYSIS

SDG:	140706-12	**Location:**	Coed Darcy	**Order Number:**	CD0732
Job:	H_ATKINS_LDC-224	**Customer:**	Atkins Global Ltd	**Report Number:**	278495
Client Reference:	Site Wide Trial Pitting	**Attention:**	Jack Lowrie	**Superseded Report:**	277575

TPH CWG (S)

Results Legend		Customer Sample R	IP413	IP422	IP422	IP422	IP423	IP423
#	ISO17025 accredited.							
M	*m*CERTS accredited.							
aq	Aqueous / settled sample.							
diss.filt	Dissolved / filtered sample.							
tot.unfilt	Total / unfiltered sample.							
*	Subcontracted test.							
**	% recovery of the surrogate standard to check the efficiency of the method. The results of individual compounds within samples aren't corrected for the recovery							
(F)	Trigger breach confirmed							
1-5&+§@	Sample deviation (see appendix)							
		Depth (m)	0.50	0.50	1.50	2.50	0.50	1.50
		Sample Type	Soil/Solid	Soil/Solid	Soil/Solid	Soil/Solid	Soil/Solid	Soil/Solid
		Date Sampled	03/07/2014	03/07/2014	03/07/2014	03/07/2014	03/07/2014	03/07/2014
		Sample Time	.	.	.	.	.	.
		Date Received	06/07/2014	06/07/2014	06/07/2014	06/07/2014	06/07/2014	06/07/2014
		SDG Ref	140706-12	140706-12	140706-12	140706-12	140706-12	140706-12
		Lab Sample No.(s)	9566046	9566062	9566066	9565408	9565412	9565416
		AGS Reference						

Component	LOD/Units	Method						
GRO Surrogate % recovery**	%	TM089	78	90 @	103 @	101 @	101	94 @
GRO TOT (Moisture Corrected)	<44 µg/kg	TM089	<176 M	<176 @ M	<176 @ M	324 @ M	<176 M	<176 @ M
Methyl tertiary butyl ether (MTBE)	<5 µg/kg	TM089	<20 M	<20 @ M	<20 @ M	<20 @ M	<20 M	<20 @ M
Benzene	<10 µg/kg	TM089	<40 M	<40 @ M	<40 @ M	<40 @ M	<40 M	<40 @ M
Toluene	<2 µg/kg	TM089	<8 M	<8 @ M	<8 @ M	<8 @ M	<8 M	<8 @ M
Ethylbenzene	<3 µg/kg	TM089	<12 M	<12 @ M	<12 @ M	<12 @ M	<12 M	<12 @ M
m,p-Xylene	<6 µg/kg	TM089	<24 M	<24 @ M	<24 @ M	<24 @ M	<24 M	<24 @ M
o-Xylene	<3 µg/kg	TM089	<12 M	<12 @ M	<12 @ M	<12 @ M	<12 M	<12 @ M
sum of detected mpo xylene by GC	<9 µg/kg	TM089	<9	<9 @	<9 @	<9 @	<9	<9 @
sum of detected BTEX by GC	<24 µg/kg	TM089	<24	<24 @	<24 @	<24 @	<24	<24 @
Aliphatics >C5-C6	<10 µg/kg	TM089	<40	<40 @	<40 @	<40 @	<40	<40 @
Aliphatics >C6-C8	<10 µg/kg	TM089	<40	<40 @	<40 @	<40 @	<40	<40 @
Aliphatics >C8-C10	<10 µg/kg	TM089	<40	<40 @	<40 @	<40 @	<40	<40 @
Aliphatics >C10-C12	<10 µg/kg	TM089	<40	<40 @	<40 @	159 @	<40	<40 @
Aliphatics >C12-C16	<100 µg/kg	TM173	<100	<100	<100	<100	<100	<100
Aliphatics >C16-C21	<100 µg/kg	TM173	<100	<100	<100	<100	<100	<100
Aliphatics >C21-C35	<100 µg/kg	TM173	<100	8820	<100	<100	<100	<100
Aliphatics >C35-C44	<100 µg/kg	TM173	<100	<100	<100	<100	<100	<100
Total Aliphatics >C12-C44	<100 µg/kg	TM173	<100	8820	<100	<100	<100	<100
Aromatics >EC5-EC7	<10 µg/kg	TM089	<40	<40 @	<40 @	<40 @	<40	<40 @
Aromatics >EC7-EC8	<10 µg/kg	TM089	<40	<40 @	<40 @	<40 @	<40	<40 @
Aromatics >EC8-EC10	<10 µg/kg	TM089	<40	<40 @	<40 @	<40 @	<40	<40 @
Aromatics >EC10-EC12	<10 µg/kg	TM089	<40	<40 @	<40 @	105 @	<40	<40 @
Aromatics >EC12-EC16	<100 µg/kg	TM173	<100	<100	<100	<100	<100	<100
Aromatics >EC16-EC21	<100 µg/kg	TM173	<100	<100	<100	<100	866	1580
Aromatics >EC21-EC35	<100 µg/kg	TM173	<100	<100	<100	<100	4610	9360
Aromatics >EC35-EC44	<100 µg/kg	TM173	<100	<100	<100	<100	<100	2300
Aromatics >EC40-EC44	<100 µg/kg	TM173	<100	<100	<100	<100	<100	<100
Total Aromatics >EC12-EC44	<100 µg/kg	TM173	<100	<100	<100	<100	5470	13200
Total Aliphatics & Aromatics >C5-C44	<100 µg/kg	TM173	<100	8820	<100	324	5470	13200

CERTIFICATE OF ANALYSIS

SDG:	140706-12	**Location:**	Coed Darcy	**Order Number:**	CD0732
Job:	H_ATKINS_LDC-224	**Customer:**	Atkins Global Ltd	**Report Number:**	278495
Client Reference:	Site Wide Trial Pitting	**Attention:**	Jack Lowrie	**Superseded Report:**	277575

TPH CWG (S)

Results Legend

#	ISO17025 accredited.
M	*m*CERTS accredited.
aq	Aqueous / settled sample.
diss.filt	Dissolved / filtered sample.
tot.unfilt	Total / unfiltered sample.
*	Subcontracted test.
**	% recovery of the surrogate standard to check the efficiency of the method. The results of individual compounds within samples aren't corrected for the recovery
(F)	Trigger breach confirmed
1-5&+§@	Sample deviation (see appendix)

Component	LOD/Units	Method	Customer Sample R	IP423	IP424	IP424	IP424	IP424	IP425
			Depth (m)	2.50	0.50	1.50	2.50	3.50	0.50
			Sample Type	Soil/Solid	Soil/Solid	Soil/Solid	Soil/Solid	Soil/Solid	Soil/Solid
			Date Sampled	03/07/2014	03/07/2014	03/07/2014	03/07/2014	03/07/2014	03/07/2014
			Sample Time	.	.	.	.	.	.
			Date Received	06/07/2014	06/07/2014	06/07/2014	06/07/2014	06/07/2014	06/07/2014
			SDG Ref	140706-12	140706-12	140706-12	140706-12	140706-12	140706-12
			Lab Sample No.(s)	9565420	9565498	9565502	9565506	9565510	9566030
			AGS Reference						
GRO Surrogate % recovery**	%	TM089		90 @	102	100	102	96	117
GRO TOT (Moisture Corrected)	<44 µg/kg	TM089		<176 @ M	<176 M	<176 M	<176 M	<176 M	<176 M
Methyl tertiary butyl ether (MTBE)	<5 µg/kg	TM089		<20 @ M	<20 M	<20 M	<20 M	<20 M	<20 M
Benzene	<10 µg/kg	TM089		<40 @ M	<40 M	<40 M	<40 M	<40 M	<40 M
Toluene	<2 µg/kg	TM089		<8 @ M	<8 M	<8 M	<8 M	<8 M	<8 M
Ethylbenzene	<3 µg/kg	TM089		<12 @ M	<12 M	<12 M	<12 M	<12 M	<12 M
m,p-Xylene	<6 µg/kg	TM089		<24 @ M	<24 M	<24 M	<24 M	<24 M	<24 M
o-Xylene	<3 µg/kg	TM089		<12 @ M	<12 M	<12 M	<12 M	<12 M	<12 M
sum of detected mpo xylene by GC	<9 µg/kg	TM089		<9 @	<9	<9	<9	<9	<9
sum of detected BTEX by GC	<24 µg/kg	TM089		<24 @	<24	<24	<24	<24	<24
Aliphatics >C5-C6	<10 µg/kg	TM089		<40 @	<40	<40	<40	<40	<40
Aliphatics >C6-C8	<10 µg/kg	TM089		<40 @	<40	<40	<40	<40	<40
Aliphatics >C8-C10	<10 µg/kg	TM089		<40 @	<40	<40	<40	<40	<40
Aliphatics >C10-C12	<10 µg/kg	TM089		<40 @	<40	<40	<40	<40	<40
Aliphatics >C12-C16	<100 µg/kg	TM173		<100	<100	<100	5810	<100	<100
Aliphatics >C16-C21	<100 µg/kg	TM173		<100	<100	<100	318	<100	<100
Aliphatics >C21-C35	<100 µg/kg	TM173		<100	<100	<100	1050	<100	13200
Aliphatics >C35-C44	<100 µg/kg	TM173		<100	<100	<100	<100	<100	<100
Total Aliphatics >C12-C44	<100 µg/kg	TM173		<100	<100	<100	7180	<100	13200
Aromatics >EC5-EC7	<10 µg/kg	TM089		<40 @	<40	<40	<40	<40	<40
Aromatics >EC7-EC8	<10 µg/kg	TM089		<40 @	<40	<40	<40	<40	<40
Aromatics >EC8-EC10	<10 µg/kg	TM089		<40 @	<40	<40	<40	<40	<40
Aromatics >EC10-EC12	<10 µg/kg	TM089		<40 @	<40	<40	<40	<40	<40
Aromatics >EC12-EC16	<100 µg/kg	TM173		<100	<100	<100	<100	<100	<100
Aromatics >EC16-EC21	<100 µg/kg	TM173		<100	<100	<100	<100	1360	<100
Aromatics >EC21-EC35	<100 µg/kg	TM173		<100	<100	<100	<100	11800	<100
Aromatics >EC35-EC44	<100 µg/kg	TM173		<100	<100	<100	<100	5540	<100
Aromatics >EC40-EC44	<100 µg/kg	TM173		<100	<100	<100	<100	2540	<100
Total Aromatics >EC12-EC44	<100 µg/kg	TM173		<100	<100	<100	<100	18700	<100
Total Aliphatics & Aromatics >C5-C44	<100 µg/kg	TM173		<100	<100	<100	7190	18700	13200

CERTIFICATE OF ANALYSIS

SDG:	140706-12	**Location:**	Coed Darcy	**Order Number:**	CD0732
Job:	H_ATKINS_LDC-224	**Customer:**	Atkins Global Ltd	**Report Number:**	278495
Client Reference:	Site Wide Trial Pitting	**Attention:**	Jack Lowrie	**Superseded Report:**	277575

TPH CWG (S)

Results Legend	
#	ISO17025 accredited.
M	*m*CERTS accredited.
aq	Aqueous / settled sample.
diss.filt	Dissolved / filtered sample.
tot.unfilt	Total / unfiltered sample.
*	Subcontracted test.
**	% recovery of the surrogate standard to check the efficiency of the method. The results of individual compounds within samples aren't corrected for the recovery
(F)	Trigger breach confirmed
1-5&+§@	Sample deviation (see appendix)

Component	LOD/Units	Method	Customer Sample R	IP434	IP434	IP434	IP435	IP435	IP435
			Depth (m)	0.50	1.50	1.80	0.50	1.50	2.50
			Sample Type	Soil/Solid	Soil/Solid	Soil/Solid	Soil/Solid	Soil/Solid	Soil/Solid
			Date Sampled	03/07/2014	03/07/2014	03/07/2014	03/07/2014	03/07/2014	03/07/2014
			Sample Time	.	.	.	.	.	.
			Date Received	06/07/2014	06/07/2014	06/07/2014	06/07/2014	06/07/2014	06/07/2014
			SDG Ref	140706-12	140706-12	140706-12	140706-12	140706-12	140706-12
			Lab Sample No.(s)	9566002	9566006	9566010	9566014	9566018	9566022
			AGS Reference						
GRO Surrogate % recovery**	%	TM089		95	131	101	98	90	105
GRO TOT (Moisture Corrected)	<44 µg/kg	TM089		<176 M	<176 M	<176 M	<176 M	<176 M	7080 M
Methyl tertiary butyl ether (MTBE)	<5 µg/kg	TM089		<20 M	<20 M	<20 M	<20 M	<20 M	<20 M
Benzene	<10 µg/kg	TM089		<40 M	<40 M	<40 M	<40 M	<40 M	<40 M
Toluene	<2 µg/kg	TM089		<8 M	<8 M	<8 M	<8 M	<8 M	<8 M
Ethylbenzene	<3 µg/kg	TM089		<12 M	<12 M	<12 M	<12 M	<12 M	<12 M
m,p-Xylene	<6 µg/kg	TM089		<24 M	<24 M	<24 M	<24 M	<24 M	<24 M
o-Xylene	<3 µg/kg	TM089		<12 M	<12 M	<12 M	<12 M	<12 M	13 M
sum of detected mpo xylene by GC	<9 µg/kg	TM089		<9	<9	<9	<9	<9	13
sum of detected BTEX by GC	<24 µg/kg	TM089		<24	<24	<24	<24	<24	<24
Aliphatics >C5-C6	<10 µg/kg	TM089		<40	<40	<40	<40	<40	<40
Aliphatics >C6-C8	<10 µg/kg	TM089		<40	<40	<40	<40	<40	40.1
Aliphatics >C8-C10	<10 µg/kg	TM089		<40	<40	<40	<40	<40	258
Aliphatics >C10-C12	<10 µg/kg	TM089		<40	<40	<40	<40	<40	3950
Aliphatics >C12-C16	<100 µg/kg	TM173		<100	<100	<100	<100	<100	11700
Aliphatics >C16-C21	<100 µg/kg	TM173		<100	<100	<100	<100	<100	<100
Aliphatics >C21-C35	<100 µg/kg	TM173		<100	<100	<100	<100	10900	<100
Aliphatics >C35-C44	<100 µg/kg	TM173		<100	<100	<100	<100	<100	<100
Total Aliphatics >C12-C44	<100 µg/kg	TM173		<100	<100	<100	<100	10900	11700
Aromatics >EC5-EC7	<10 µg/kg	TM089		<40	<40	<40	<40	<40	<40
Aromatics >EC7-EC8	<10 µg/kg	TM089		<40	<40	<40	<40	<40	<40
Aromatics >EC8-EC10	<10 µg/kg	TM089		<40	<40	<40	<40	<40	185
Aromatics >EC10-EC12	<10 µg/kg	TM089		<40	<40	<40	<40	<40	2630
Aromatics >EC12-EC16	<100 µg/kg	TM173		<100	<100	<100	<100	<100	<100
Aromatics >EC16-EC21	<100 µg/kg	TM173		<100	1520	<100	479	1270	<100
Aromatics >EC21-EC35	<100 µg/kg	TM173		<100	11100	<100	5180	13000	<100
Aromatics >EC35-EC44	<100 µg/kg	TM173		<100	3940	<100	3470	8590	<100
Aromatics >EC40-EC44	<100 µg/kg	TM173		<100	1950	<100	1690	3780	<100
Total Aromatics >EC12-EC44	<100 µg/kg	TM173		<100	16600	<100	9130	22900	<100
Total Aliphatics & Aromatics >C5-C44	<100 µg/kg	TM173		<100	16600	<100	9140	33700	18800

CERTIFICATE OF ANALYSIS

SDG:	140706-12	**Location:**	Coed Darcy	**Order Number:**	CD0732
Job:	H_ATKINS_LDC-224	**Customer:**	Atkins Global Ltd	**Report Number:**	278495
Client Reference:	Site Wide Trial Pitting	**Attention:**	Jack Lowrie	**Superseded Report:**	277575

TPH CWG (S)

Results Legend	
#	ISO17025 accredited.
M	*m*CERTS accredited.
aq	Aqueous / settled sample.
diss.filt	Dissolved / filtered sample.
tot.unfilt	Total / unfiltered sample.
*	Subcontracted test.
**	% recovery of the surrogate standard to check the efficiency of the method. The results of individual compounds within samples aren't corrected for the recovery
(F)	Trigger breach confirmed
1-5&+§@	Sample deviation (see appendix)

Component	LOD/Units	Method	Customer Sample R	IP437	IP437	IP437	IP438	IP438	IP438
			Depth (m)	0.50	1.50	2.50	0.50	1.50	2.50
			Sample Type	Soil/Solid	Soil/Solid	Soil/Solid	Soil/Solid	Soil/Solid	Soil/Solid
			Date Sampled	03/07/2014	03/07/2014	03/07/2014	03/07/2014	03/07/2014	03/07/2014
			Sample Time	.	.	.	.	.	.
			Date Received	06/07/2014	06/07/2014	06/07/2014	06/07/2014	06/07/2014	06/07/2014
			SDG Ref	140706-12	140706-12	140706-12	140706-12	140706-12	140706-12
			Lab Sample No.(s)	9565482	9565486	9565490	9565457	9565462	9565466
			AGS Reference						
GRO Surrogate % recovery**	%	TM089		102	92	89	109	90	108
GRO TOT (Moisture Corrected)	<44 µg/kg	TM089		<176 M	1240 M	38900 M	<176 M	74500 M	46500 M
Methyl tertiary butyl ether (MTBE)	<5 µg/kg	TM089		<20 M	<20 M	<20 M	<20 M	<20 M	<20 M
Benzene	<10 µg/kg	TM089		<40 M	<40 M	<40 M	<40 M	<40 M	<40 M
Toluene	<2 µg/kg	TM089		<8 M	<8 M	<8 M	<8 M	<8 M	<8 M
Ethylbenzene	<3 µg/kg	TM089		<12 M	<12 M	<12 M	<12 M	<12 M	<12 M
m,p-Xylene	<6 µg/kg	TM089		<24 M	<24 M	<24 M	<24 M	<24 M	<24 M
o-Xylene	<3 µg/kg	TM089		<12 M	<12 M	<12 M	<12 M	<12 M	<12 M
sum of detected mpo xylene by GC	<9 µg/kg	TM089		<9	<9	<9	<9	<9	<9
sum of detected BTEX by GC	<24 µg/kg	TM089		<24	<24	<24	<24	<24	<24
Aliphatics >C5-C6	<10 µg/kg	TM089		<40	<40	<40	<40	<40	<40
Aliphatics >C6-C8	<10 µg/kg	TM089		<40	<40	3800	<40	1920	1260
Aliphatics >C8-C10	<10 µg/kg	TM089		<40	144	10800	<40	8080	12000
Aliphatics >C10-C12	<10 µg/kg	TM089		<40	582	10200	<40	35500	15100
Aliphatics >C12-C16	<100 µg/kg	TM173		<100	17800	33100	<100	296000	227000
Aliphatics >C16-C21	<100 µg/kg	TM173		<100	6550	1450	<100	51600	18200
Aliphatics >C21-C35	<100 µg/kg	TM173		16900	26900	<100	3490	38400	<100
Aliphatics >C35-C44	<100 µg/kg	TM173		<100	<100	<100	<100	<100	<100
Total Aliphatics >C12-C44	<100 µg/kg	TM173		16900	51300	34500	3490	386000	245000
Aromatics >EC5-EC7	<10 µg/kg	TM089		<40	<40	<40	<40	<40	<40
Aromatics >EC7-EC8	<10 µg/kg	TM089		<40	<40	<40	<40	<40	<40
Aromatics >EC8-EC10	<10 µg/kg	TM089		<40	98.8	7200	<40	5390	8000
Aromatics >EC10-EC12	<10 µg/kg	TM089		<40	387	6810	<40	23600	10100
Aromatics >EC12-EC16	<100 µg/kg	TM173		<100	2240	5020	<100	39100	40800
Aromatics >EC16-EC21	<100 µg/kg	TM173		<100	3260	<100	<100	27200	8740
Aromatics >EC21-EC35	<100 µg/kg	TM173		<100	18200	<100	<100	83000	<100
Aromatics >EC35-EC44	<100 µg/kg	TM173		<100	6140	<100	<100	26000	<100
Aromatics >EC40-EC44	<100 µg/kg	TM173		<100	2470	<100	<100	9600	<100
Total Aromatics >EC12-EC44	<100 µg/kg	TM173		<100	29900	5020	<100	175000	49600
Total Aliphatics & Aromatics >C5-C44	<100 µg/kg	TM173		16900	82400	78400	3490	636000	341000

CERTIFICATE OF ANALYSIS

SDG:	140706-12	**Location:**	Coed Darcy	**Order Number:**	CD0732
Job:	H_ATKINS_LDC-224	**Customer:**	Atkins Global Ltd	**Report Number:**	278495
Client Reference:	Site Wide Trial Pitting	**Attention:**	Jack Lowrie	**Superseded Report:**	277575

TPH CWG (S)

Results Legend	
#	ISO17025 accredited.
M	*m*CERTS accredited.
aq	Aqueous / settled sample.
diss.filt	Dissolved / filtered sample.
tot.unfilt	Total / unfiltered sample.
*	Subcontracted test.
**	% recovery of the surrogate standard to check the efficiency of the method. The results of individual compounds within samples aren't corrected for the recovery
(F)	Trigger breach confirmed
1-5&+§@	Sample deviation (see appendix)

Component	LOD/Units	Method	Customer Sample R	IP439	IP439	IP439	IP440	IP440	IP449
			Depth (m)	0.50	1.50	2.50	0.50	1.50	0.50
			Sample Type	Soil/Solid	Soil/Solid	Soil/Solid	Soil/Solid	Soil/Solid	Soil/Solid
			Date Sampled	03/07/2014	03/07/2014	03/07/2014	03/07/2014	03/07/2014	03/07/2014
			Sample Time	.	.	.	.	.	.
			Date Received	06/07/2014	06/07/2014	06/07/2014	06/07/2014	06/07/2014	06/07/2014
			SDG Ref	140706-12	140706-12	140706-12	140706-12	140706-12	140706-12
			Lab Sample No.(s)	9565432	9565436	9565440	9565424	9565428	9565990
			AGS Reference						
GRO Surrogate % recovery**	%	TM089		86	91	103	95	101 @	91 @
GRO TOT (Moisture Corrected)	<44 µg/kg	TM089		<176 M	1530 M	2850 M	<176 M	<176 @ M	<176 @ M
Methyl tertiary butyl ether (MTBE)	<5 µg/kg	TM089		<20 M	<20 M	<20 M	<20 M	<20 @ M	<20 @ M
Benzene	<10 µg/kg	TM089		<40 M	<40 M	<40 M	<40 M	<40 @ M	<40 @ M
Toluene	<2 µg/kg	TM089		<8 M	<8 M	<8 M	<8 M	<8 @ M	<8 @ M
Ethylbenzene	<3 µg/kg	TM089		<12 M	<12 M	<12 M	<12 M	<12 @ M	<12 @ M
m,p-Xylene	<6 µg/kg	TM089		<24 M	<24 M	<24 M	<24 M	<24 @ M	<24 @ M
o-Xylene	<3 µg/kg	TM089		<12 M	<12 M	<12 M	<12 M	<12 @ M	<12 @ M
sum of detected mpo xylene by GC	<9 µg/kg	TM089		<9	<9	<9	<9	<9 @	<9 @
sum of detected BTEX by GC	<24 µg/kg	TM089		<24	<24	<24	<24	<24 @	<24 @
Aliphatics >C5-C6	<10 µg/kg	TM089		<40	<40	<40	<40	<40 @	<40 @
Aliphatics >C6-C8	<10 µg/kg	TM089		<40	<40	<40	<40	<40 @	<40 @
Aliphatics >C8-C10	<10 µg/kg	TM089		<40	73.5	98.3	<40	<40 @	<40 @
Aliphatics >C10-C12	<10 µg/kg	TM089		<40	807	1590	<40	<40 @	<40 @
Aliphatics >C12-C16	<100 µg/kg	TM173		<100	9200	9970	<100	<100	<100
Aliphatics >C16-C21	<100 µg/kg	TM173		<100	1960	<100	<100	<100	5360
Aliphatics >C21-C35	<100 µg/kg	TM173		<100	9660	<100	22200	<100	27700
Aliphatics >C35-C44	<100 µg/kg	TM173		<100	1290	<100	5230	<100	5290
Total Aliphatics >C12-C44	<100 µg/kg	TM173		<100	22100	9970	27400	<100	38400
Aromatics >EC5-EC7	<10 µg/kg	TM089		<40	<40	<40	<40	<40 @	<40 @
Aromatics >EC7-EC8	<10 µg/kg	TM089		<40	<40	<40	<40	<40 @	<40 @
Aromatics >EC8-EC10	<10 µg/kg	TM089		<40	61	73.2	<40	<40 @	<40 @
Aromatics >EC10-EC12	<10 µg/kg	TM089		<40	538	1060	<40	<40 @	<40 @
Aromatics >EC12-EC16	<100 µg/kg	TM173		<100	1120	<100	<100	<100	<100
Aromatics >EC16-EC21	<100 µg/kg	TM173		<100	730	<100	5120	<100	2550
Aromatics >EC21-EC35	<100 µg/kg	TM173		<100	9090	<100	32400	<100	23600
Aromatics >EC35-EC44	<100 µg/kg	TM173		<100	6690	<100	<100	<100	12200
Aromatics >EC40-EC44	<100 µg/kg	TM173		<100	3060	<100	<100	<100	5080
Total Aromatics >EC12-EC44	<100 µg/kg	TM173		<100	17600	<100	37500	<100	38400
Total Aliphatics & Aromatics >C5-C44	<100 µg/kg	TM173		<100	41300	12800	65000	<100	76800

CERTIFICATE OF ANALYSIS

SDG:	140706-12	**Location:**	Coed Darcy	**Order Number:**	CD0732
Job:	H_ATKINS_LDC-224	**Customer:**	Atkins Global Ltd	**Report Number:**	278495
Client Reference:	Site Wide Trial Pitting	**Attention:**	Jack Lowrie	**Superseded Report:**	277575

TPH CWG (S)

Results Legend	
#	ISO17025 accredited.
M	*m*CERTS accredited.
aq	Aqueous / settled sample.
diss.filt	Dissolved / filtered sample.
tot.unfilt	Total / unfiltered sample.
*	Subcontracted test.
**	% recovery of the surrogate standard to check the efficiency of the method. The results of individual compounds within samples aren't corrected for the recovery
(F)	Trigger breach confirmed
1-5&+§@	Sample deviation (see appendix)

Component	LOD/Units	Method	Customer Sample R	IP449	IP449				
			Depth (m)	1.50	2.30				
			Sample Type	Soil/Solid	Soil/Solid				
			Date Sampled	03/07/2014	03/07/2014				
			Sample Time	.	.				
			Date Received	06/07/2014	06/07/2014				
			SDG Ref	140706-12	140706-12				
			Lab Sample No.(s)	9565994	9565998				
			AGS Reference						
GRO Surrogate % recovery**	%	TM089		104 @	107 @				
GRO TOT (Moisture Corrected)	<44 µg/kg	TM089		<176 @ M	13700 @ M				
Methyl tertiary butyl ether (MTBE)	<5 µg/kg	TM089		<20 @ M	<20 @ M				
Benzene	<10 µg/kg	TM089		<40 @ M	<40 @ M				
Toluene	<2 µg/kg	TM089		<8 @ M	<8 @ M				
Ethylbenzene	<3 µg/kg	TM089		<12 @ M	<12 @ M				
m,p-Xylene	<6 µg/kg	TM089		<24 @ M	<24 @ M				
o-Xylene	<3 µg/kg	TM089		<12 @ M	<12 @ M				
sum of detected mpo xylene by GC	<9 µg/kg	TM089		<36 @	<36 @				
sum of detected BTEX by GC	<24 µg/kg	TM089		<96 @	<96 @				
Aliphatics >C5-C6	<10 µg/kg	TM089		<40 @	<40 @				
Aliphatics >C6-C8	<10 µg/kg	TM089		<40 @	162 @				
Aliphatics >C8-C10	<10 µg/kg	TM089		<40 @	3150 @				
Aliphatics >C10-C12	<10 µg/kg	TM089		<40 @	4980 @				
Aliphatics >C12-C16	<100 µg/kg	TM173		<100	<100				
Aliphatics >C16-C21	<100 µg/kg	TM173		<100	<100				
Aliphatics >C21-C35	<100 µg/kg	TM173		<100	<100				
Aliphatics >C35-C44	<100 µg/kg	TM173		<100	<100				
Total Aliphatics >C12-C44	<100 µg/kg	TM173		<100	<100				
Aromatics >EC5-EC7	<10 µg/kg	TM089		<40 @	<40 @				
Aromatics >EC7-EC8	<10 µg/kg	TM089		<40 @	<40 @				
Aromatics >EC8-EC10	<10 µg/kg	TM089		<40 @	2100 @				
Aromatics >EC10-EC12	<10 µg/kg	TM089		<40 @	3320 @				
Aromatics >EC12-EC16	<100 µg/kg	TM173		<100	<100				
Aromatics >EC16-EC21	<100 µg/kg	TM173		<100	<100				
Aromatics >EC21-EC35	<100 µg/kg	TM173		<100	<100				
Aromatics >EC35-EC44	<100 µg/kg	TM173		<100	<100				
Aromatics >EC40-EC44	<100 µg/kg	TM173		<100	<100				
Total Aromatics >EC12-EC44	<100 µg/kg	TM173		<100	<100				
Total Aliphatics & Aromatics >C5-C44	<100 µg/kg	TM173		<100	13700				

CERTIFICATE OF ANALYSIS

SDG:	140706-12	**Location:**	Coed Darcy	**Order Number:**	CD0732
Job:	H_ATKINS_LDC-224	**Customer:**	Atkins Global Ltd	**Report Number:**	278495
Client Reference:	Site Wide Trial Pitting	**Attention:**	Jack Lowrie	**Superseded Report:**	277575

Asbestos Identification - Solid Samples

		Date of Analysis	Analysed By	Comments	Amosite (Brown) Asbestos	Chrysotile (White) Asbestos	Crocidolite (Blue) Asbestos	Fibrous Actinolite	Fibrous Anthophyllite	Fibrous Tremolite	Non-Asbestos Fibre
Cust. Sample Ref. Depth (m) Sample Type Date Sampled Date Receieved SDG Original Sample Method Number	IP035 0.50 SOLID 03/07/2014 00:00:00 140706-12 9565648 TM048	18/07/14	Simon Postlewhite	-	Not Detected (#)	Not Detected (#)	Not Detected (#)	Not Detected (#)	Not Detected (#)	Not Detected (#)	Not Detected
Cust. Sample Ref. Depth (m) Sample Type Date Sampled Date Receieved SDG Original Sample Method Number	IP057 0.40 SOLID 03/07/2014 00:00:00 140706-12 9565967 TM048	18/07/14	Kevin Gill	-	Not Detected (#)	Not Detected (#)	Not Detected (#)	Not Detected (#)	Not Detected (#)	Not Detected (#)	Not Detected
Cust. Sample Ref. Depth (m) Sample Type Date Sampled Date Receieved SDG Original Sample Method Number	IP069 0.50 SOLID 03/07/2014 00:00:00 140706-12 9565544 TM048	18/07/14	Kevin Bowron	-	Not Detected (#)	Not Detected (#)	Not Detected (#)	Not Detected (#)	Not Detected (#)	Not Detected (#)	Not Detected
Cust. Sample Ref. Depth (m) Sample Type Date Sampled Date Receieved SDG Original Sample Method Number	IP070 0.20 SOLID 03/07/2014 00:00:00 140706-12 9565560 TM048	18/07/14	Lauren Sargeant	-	Not Detected (#)	Not Detected (#)	Not Detected (#)	Not Detected (#)	Not Detected (#)	Not Detected (#)	Not Detected
Cust. Sample Ref. Depth (m) Sample Type Date Sampled Date Receieved SDG Original Sample Method Number	IP070 0.50 SOLID 03/07/2014 00:00:00 140706-12 9565564 TM048	18/07/14	Lauren Sargeant	-	Not Detected (#)	Not Detected (#)	Not Detected (#)	Not Detected (#)	Not Detected (#)	Not Detected (#)	Not Detected

CERTIFICATE OF ANALYSIS

SDG:	140706-12	**Location:**	Coed Darcy	**Order Number:**	CD0732
Job:	H_ATKINS_LDC-224	**Customer:**	Atkins Global Ltd	**Report Number:**	278495
Client Reference:	Site Wide Trial Pitting	**Attention:**	Jack Lowrie	**Superseded Report:**	277575

		Date of Analysis	Analysed By	Comments	Amosite (Brown) Asbestos	Chrysotile (White) Asbestos	Crocidolite (Blue) Asbestos	Fibrous Actinolite	Fibrous Anthophyllite	Fibrous Tremolite	Non-Asbestos Fibre
Cust. Sample Ref. Depth (m) Sample Type Date Sampled Date Receieved SDG Original Sample Method Number	IP071 0.50 SOLID 03/07/2014 00:00:00 140706-12 9565572 TM048	18/07/14	Lauren Sargeant	-	Not Detected (#)	Not Detected (#)	Not Detected (#)	Not Detected (#)	Not Detected (#)	Not Detected (#)	Not Detected
Cust. Sample Ref. Depth (m) Sample Type Date Sampled Date Receieved SDG Original Sample Method Number	IP072 0.50 SOLID 03/07/2014 00:00:00 140706-12 9565601 TM048	18/07/14	Kevin Bowron	-	Not Detected (#)	Not Detected (#)	Not Detected (#)	Not Detected (#)	Not Detected (#)	Not Detected (#)	Not Detected
Cust. Sample Ref. Depth (m) Sample Type Date Sampled Date Receieved SDG Original Sample Method Number	IP077 0.50 SOLID 03/07/2014 00:00:00 140706-12 9565514 TM048	18/07/14	Simon Postlewhite	-	Not Detected (#)	Not Detected (#)	Not Detected (#)	Not Detected (#)	Not Detected (#)	Not Detected (#)	Not Detected
Cust. Sample Ref. Depth (m) Sample Type Date Sampled Date Receieved SDG Original Sample Method Number	IP085 0.50 SOLID 03/07/2014 00:00:00 140706-12 9565883 TM048	18/07/14	Paul Fenney	-	Not Detected (#)	Not Detected (#)	Not Detected (#)	Not Detected (#)	Not Detected (#)	Not Detected (#)	Not Detected
Cust. Sample Ref. Depth (m) Sample Type Date Sampled Date Receieved SDG Original Sample Method Number	IP093 0.50 SOLID 03/07/2014 00:00:00 140706-12 9565766 TM048	18/07/14	Chris Swindells	-	Not Detected (#)	Not Detected (#)	Not Detected (#)	Not Detected (#)	Not Detected (#)	Not Detected (#)	Not Detected
Cust. Sample Ref. Depth (m) Sample Type Date Sampled Date Receieved SDG Original Sample Method Number	IP094 0.50 SOLID 03/07/2014 00:00:00 140706-12 9565816 TM048	18/07/14	Simon Postlewhite	Loose fibres in soil	Detected (#)	Not Detected (#)	Not Detected (#)	Not Detected (#)	Not Detected (#)	Not Detected (#)	Not Detected

CERTIFICATE OF ANALYSIS

SDG:	140706-12	**Location:**	Coed Darcy	**Order Number:**	CD0732
Job:	H_ATKINS_LDC-224	**Customer:**	Atkins Global Ltd	**Report Number:**	278495
Client Reference:	Site Wide Trial Pitting	**Attention:**	Jack Lowrie	**Superseded Report:**	277575

		Date of Analysis	Analysed By	Comments	Amosite (Brown) Asbestos	Chrysotile (White) Asbestos	Crocidolite (Blue) Asbestos	Fibrous Actinolite	Fibrous Anthophyllite	Fibrous Tremolite	Non-Asbestos Fibre
Cust. Sample Ref. Depth (m) Sample Type Date Sampled Date Receieved SDG Original Sample Method Number	IP095 0.40 SOLID 03/07/2014 00:00:00 140706-12 9565959 TM048	18/07/14	Kevin Gill	-	Not Detected (#)	Not Detected (#)	Not Detected (#)	Not Detected (#)	Not Detected (#)	Not Detected (#)	Not Detected
Cust. Sample Ref. Depth (m) Sample Type Date Sampled Date Receieved SDG Original Sample Method Number	IP101 0.20 SOLID 03/07/2014 00:00:00 140706-12 9565526 TM048	18/07/14	Chris Swindells	-	Not Detected (#)	Not Detected (#)	Not Detected (#)	Not Detected (#)	Not Detected (#)	Not Detected (#)	Not Detected
Cust. Sample Ref. Depth (m) Sample Type Date Sampled Date Receieved SDG Original Sample Method Number	IP101 0.70 SOLID 03/07/2014 00:00:00 140706-12 9565531 TM048	18/07/14	Kevin Bowron	-	Not Detected (#)	Not Detected (#)	Not Detected (#)	Not Detected (#)	Not Detected (#)	Not Detected (#)	Not Detected
Cust. Sample Ref. Depth (m) Sample Type Date Sampled Date Receieved SDG Original Sample Method Number	IP120 0.50 SOLID 03/07/2014 00:00:00 140706-12 9565951 TM048	18/07/14	Kevin Gill	-	Not Detected (#)	Not Detected (#)	Not Detected (#)	Not Detected (#)	Not Detected (#)	Not Detected (#)	Not Detected
Cust. Sample Ref. Depth (m) Sample Type Date Sampled Date Receieved SDG Original Sample Method Number	IP121 0.50 SOLID 03/07/2014 00:00:00 140706-12 9565931 TM048	18/07/14	Chris Swindells	-	Not Detected (#)	Not Detected (#)	Not Detected (#)	Not Detected (#)	Not Detected (#)	Not Detected (#)	Not Detected
Cust. Sample Ref. Depth (m) Sample Type Date Sampled Date Receieved SDG Original Sample Method Number	IP122 0.50 SOLID 03/07/2014 00:00:00 140706-12 9565835 TM048	18/07/14	Chris Swindells	-	Not Detected (#)	Not Detected (#)	Not Detected (#)	Not Detected (#)	Not Detected (#)	Not Detected (#)	Not Detected

CERTIFICATE OF ANALYSIS

SDG:	140706-12	**Location:**	Coed Darcy	**Order Number:**	CD0732
Job:	H_ATKINS_LDC-224	**Customer:**	Atkins Global Ltd	**Report Number:**	278495
Client Reference:	Site Wide Trial Pitting	**Attention:**	Jack Lowrie	**Superseded Report:**	277575

		Date of Analysis	Analysed By	Comments	Amosite (Brown) Asbestos	Chrysotile (White) Asbestos	Crocidolite (Blue) Asbestos	Fibrous Actinolite	Fibrous Anthophyllite	Fibrous Tremolite	Non-Asbestos Fibre
Cust. Sample Ref. Depth (m) Sample Type Date Sampled Date Receieved SDG Original Sample Method Number	IP123 0.50 SOLID 03/07/2014 00:00:00 140706-12 9565796 TM048	18/07/14	Kevin Gill	-	Not Detected (#)	Not Detected (#)	Not Detected (#)	Not Detected (#)	Not Detected (#)	Not Detected (#)	Not Detected
Cust. Sample Ref. Depth (m) Sample Type Date Sampled Date Receieved SDG Original Sample Method Number	IP124 0.50 SOLID 03/07/2014 00:00:00 140706-12 9565783 TM048	18/07/14	Simon Postlewhite	-	Not Detected (#)	Not Detected (#)	Not Detected (#)	Not Detected (#)	Not Detected (#)	Not Detected (#)	Not Detected
Cust. Sample Ref. Depth (m) Sample Type Date Sampled Date Receieved SDG Original Sample Method Number	IP125 0.50 SOLID 03/07/2014 00:00:00 140706-12 9565871 TM048	18/07/14	Lauren Sargeant	-	Not Detected (#)	Not Detected (#)	Not Detected (#)	Not Detected (#)	Not Detected (#)	Not Detected (#)	Not Detected
Cust. Sample Ref. Depth (m) Sample Type Date Sampled Date Receieved SDG Original Sample Method Number	IP131 0.50 SOLID 03/07/2014 00:00:00 140706-12 9565859 TM048	18/07/14	Lauren Sargeant	-	Not Detected (#)	Not Detected (#)	Not Detected (#)	Not Detected (#)	Not Detected (#)	Not Detected (#)	Not Detected
Cust. Sample Ref. Depth (m) Sample Type Date Sampled Date Receieved SDG Original Sample Method Number	IP132 0.50 SOLID 03/07/2014 00:00:00 140706-12 9565915 TM048	18/07/14	Kevin Bowron	-	Not Detected (#)	Not Detected (#)	Not Detected (#)	Not Detected (#)	Not Detected (#)	Not Detected (#)	Not Detected
Cust. Sample Ref. Depth (m) Sample Type Date Sampled Date Receieved SDG Original Sample Method Number	IP159 0.50 SOLID 03/07/2014 00:00:00 140706-12 9565899 TM048	18/07/14	Simon Postlewhite	-	Not Detected (#)	Not Detected (#)	Not Detected (#)	Not Detected (#)	Not Detected (#)	Not Detected (#)	Not Detected

CERTIFICATE OF ANALYSIS

SDG:	140706-12	**Location:**	Coed Darcy	**Order Number:**	CD0732
Job:	H_ATKINS_LDC-224	**Customer:**	Atkins Global Ltd	**Report Number:**	278495
Client Reference:	Site Wide Trial Pitting	**Attention:**	Jack Lowrie	**Superseded Report:**	277575

		Date of Analysis	Analysed By	Comments	Amosite (Brown) Asbestos	Chrysotile (White) Asbestos	Crocidolite (Blue) Asbestos	Fibrous Actinolite	Fibrous Anthophyllite	Fibrous Tremolite	Non-Asbestos Fibre
Cust. Sample Ref. Depth (m) Sample Type Date Sampled Date Receieved SDG Original Sample Method Number	IP231 0.50 SOLID 03/07/2014 00:00:00 140706-12 9565539 TM048	18/07/14	Kevin Bowron	-	Not Detected (#)	Not Detected (#)	Not Detected (#)	Not Detected (#)	Not Detected (#)	Not Detected (#)	Not Detected
Cust. Sample Ref. Depth (m) Sample Type Date Sampled Date Receieved SDG Original Sample Method Number	IP241 0.30 SOLID 03/07/2014 00:00:00 140706-12 9565631 TM048	18/07/14	Paul Fenney	-	Not Detected (#)	Not Detected (#)	Not Detected (#)	Not Detected (#)	Not Detected (#)	Not Detected (#)	Not Detected
Cust. Sample Ref. Depth (m) Sample Type Date Sampled Date Receieved SDG Original Sample Method Number	IP242 0.50 SOLID 03/07/2014 00:00:00 140706-12 9565404 TM048	18/07/14	Chris Swindells	-	Not Detected (#)	Not Detected (#)	Not Detected (#)	Not Detected (#)	Not Detected (#)	Not Detected (#)	Not Detected
Cust. Sample Ref. Depth (m) Sample Type Date Sampled Date Receieved SDG Original Sample Method Number	IP243 0.50 SOLID 03/07/2014 00:00:00 140706-12 9565982 TM048	18/07/14	Chris Swindells	-	Not Detected (#)	Not Detected (#)	Not Detected (#)	Not Detected (#)	Not Detected (#)	Not Detected (#)	Not Detected
Cust. Sample Ref. Depth (m) Sample Type Date Sampled Date Receieved SDG Original Sample Method Number	IP247 0.50 SOLID 03/07/2014 00:00:00 140706-12 9565808 TM048	19/07/14	Lauren Sargeant	-	Not Detected (#)	Not Detected (#)	Not Detected (#)	Not Detected (#)	Not Detected (#)	Not Detected (#)	Not Detected
Cust. Sample Ref. Depth (m) Sample Type Date Sampled Date Receieved SDG Original Sample Method Number	IP265 0.20 SOLID 03/07/2014 00:00:00 140706-12 9565704 TM048	18/07/14	Paul Fenney	-	Not Detected (#)	Not Detected (#)	Not Detected (#)	Not Detected (#)	Not Detected (#)	Not Detected (#)	Not Detected

CERTIFICATE OF ANALYSIS

SDG:	140706-12	**Location:**	Coed Darcy	**Order Number:**	CD0732
Job:	H_ATKINS_LDC-224	**Customer:**	Atkins Global Ltd	**Report Number:**	278495
Client Reference:	Site Wide Trial Pitting	**Attention:**	Jack Lowrie	**Superseded Report:**	277575

		Date of Analysis	Analysed By	Comments	Amosite (Brown) Asbestos	Chrysotile (White) Asbestos	Crocidolite (Blue) Asbestos	Fibrous Actinolite	Fibrous Anthophyllite	Fibrous Tremolite	Non-Asbestos Fibre
Cust. Sample Ref. Depth (m) Sample Type Date Sampled Date Receieved SDG Original Sample Method Number	IP266 0.50 SOLID 03/07/2014 00:00:00 140706-12 9565729 TM048	18/07/14	Paul Fenney	-	Not Detected (#)	Not Detected (#)	Not Detected (#)	Not Detected (#)	Not Detected (#)	Not Detected (#)	Not Detected
Cust. Sample Ref. Depth (m) Sample Type Date Sampled Date Receieved SDG Original Sample Method Number	IP269 0.50 SOLID 03/07/2014 00:00:00 140706-12 9565895 TM048	18/07/14	Paul Fenney	-	Not Detected (#)	Not Detected (#)	Not Detected (#)	Not Detected (#)	Not Detected (#)	Not Detected (#)	Not Detected
Cust. Sample Ref. Depth (m) Sample Type Date Sampled Date Receieved SDG Original Sample Method Number	IP276 0.50 SOLID 03/07/2014 00:00:00 140706-12 9565713 TM048	18/07/14	Kevin Gill	-	Not Detected (#)	Not Detected (#)	Not Detected (#)	Not Detected (#)	Not Detected (#)	Not Detected (#)	Not Detected
Cust. Sample Ref. Depth (m) Sample Type Date Sampled Date Receieved SDG Original Sample Method Number	IP331 0.30 SOLID 03/07/2014 00:00:00 140706-12 9565754 TM048	18/07/14	Paul Fenney	-	Not Detected (#)	Not Detected (#)	Not Detected (#)	Not Detected (#)	Not Detected (#)	Not Detected (#)	Not Detected
Cust. Sample Ref. Depth (m) Sample Type Date Sampled Date Receieved SDG Original Sample Method Number	IP337 0.50 SOLID 03/07/2014 00:00:00 140706-12 9565741 TM048	18/07/14	Paul Fenney	-	Not Detected (#)	Not Detected (#)	Not Detected (#)	Not Detected (#)	Not Detected (#)	Not Detected (#)	Not Detected
Cust. Sample Ref. Depth (m) Sample Type Date Sampled Date Receieved SDG Original Sample Method Number	IP404 0.50 SOLID 03/07/2014 00:00:00 140706-12 9565667 TM048	18/07/14	Martin Cotterell	Soil containing loose fibres and material typical of asbestos cement	Not Detected (#)	Detected (#)	Not Detected (#)	Not Detected (#)	Not Detected (#)	Not Detected (#)	Not Detected

CERTIFICATE OF ANALYSIS

SDG:	140706-12	**Location:**	Coed Darcy	**Order Number:**	CD0732
Job:	H_ATKINS_LDC-224	**Customer:**	Atkins Global Ltd	**Report Number:**	278495
Client Reference:	Site Wide Trial Pitting	**Attention:**	Jack Lowrie	**Superseded Report:**	277575

		Date of Analysis	Analysed By	Comments	Amosite (Brown) Asbestos	Chrysotile (White) Asbestos	Crocidolite (Blue) Asbestos	Fibrous Actinolite	Fibrous Anthophyllite	Fibrous Tremolite	Non-Asbestos Fibre
Cust. Sample Ref. Depth (m) Sample Type Date Sampled Date Receieved SDG Original Sample Method Number	IP405 0.50 SOLID 03/07/2014 00:00:00 140706-12 9565683 TM048	18/07/14	Simon Postlewhite	-	Not Detected (#)	Not Detected (#)	Not Detected (#)	Not Detected (#)	Not Detected (#)	Not Detected (#)	Not Detected
Cust. Sample Ref. Depth (m) Sample Type Date Sampled Date Receieved SDG Original Sample Method Number	IP407 0.50 SOLID 03/07/2014 00:00:00 140706-12 9566034 TM048	18/07/14	Lauren Sargeant	-	Not Detected (#)	Not Detected (#)	Not Detected (#)	Not Detected (#)	Not Detected (#)	Not Detected (#)	Not Detected
Cust. Sample Ref. Depth (m) Sample Type Date Sampled Date Receieved SDG Original Sample Method Number	IP410 0.50 SOLID 03/07/2014 00:00:00 140706-12 9565470 TM048	18/07/14	Lauren Sargeant	Loose fibres in soil	Not Detected (#)	Trace (#)	Not Detected (#)	Not Detected (#)	Not Detected (#)	Not Detected (#)	Not Detected
Cust. Sample Ref. Depth (m) Sample Type Date Sampled Date Receieved SDG Original Sample Method Number	IP411 0.50 SOLID 03/07/2014 00:00:00 140706-12 9565445 TM048	18/07/14	Kevin Gill	-	Not Detected (#)	Not Detected (#)	Not Detected (#)	Not Detected (#)	Not Detected (#)	Not Detected (#)	Not Detected
Cust. Sample Ref. Depth (m) Sample Type Date Sampled Date Receieved SDG Original Sample Method Number	IP412 0.50 SOLID 03/07/2014 00:00:00 140706-12 9566050 TM048	18/07/14	Lauren Sargeant	-	Not Detected (#)	Not Detected (#)	Not Detected (#)	Not Detected (#)	Not Detected (#)	Not Detected (#)	Not Detected
Cust. Sample Ref. Depth (m) Sample Type Date Sampled Date Receieved SDG Original Sample Method Number	IP413 0.50 SOLID 03/07/2014 00:00:00 140706-12 9566046 TM048	18/07/14	Paul Fenney	-	Not Detected (#)	Not Detected (#)	Not Detected (#)	Not Detected (#)	Not Detected (#)	Not Detected (#)	Not Detected

CERTIFICATE OF ANALYSIS

SDG:	140706-12	**Location:**	Coed Darcy	**Order Number:**	CD0732
Job:	H_ATKINS_LDC-224	**Customer:**	Atkins Global Ltd	**Report Number:**	278495
Client Reference:	Site Wide Trial Pitting	**Attention:**	Jack Lowrie	**Superseded Report:**	277575

		Date of Analysis	Analysed By	Comments	Amosite (Brown) Asbestos	Chrysotile (White) Asbestos	Crocidolite (Blue) Asbestos	Fibrous Actinolite	Fibrous Anthophyllite	Fibrous Tremolite	Non-Asbestos Fibre
Cust. Sample Ref. Depth (m) Sample Type Date Sampled Date Receieved SDG Original Sample Method Number	IP422 0.50 SOLID 03/07/2014 00:00:00 140706-12 9566062 TM048	19/07/14	Lauren Sargeant	-	Not Detected (#)	Not Detected (#)	Not Detected (#)	Not Detected (#)	Not Detected (#)	Not Detected (#)	Not Detected
Cust. Sample Ref. Depth (m) Sample Type Date Sampled Date Receieved SDG Original Sample Method Number	IP423 0.50 SOLID 03/07/2014 00:00:00 140706-12 9565412 TM048	18/07/14	Martin Cotterell	-	Not Detected (#)	Not Detected (#)	Not Detected (#)	Not Detected (#)	Not Detected (#)	Not Detected (#)	Not Detected
Cust. Sample Ref. Depth (m) Sample Type Date Sampled Date Receieved SDG Original Sample Method Number	IP424 0.50 SOLID 03/07/2014 00:00:00 140706-12 9565498 TM048	18/07/14	Paul Fenney	-	Not Detected (#)	Not Detected (#)	Not Detected (#)	Not Detected (#)	Not Detected (#)	Not Detected (#)	Not Detected
Cust. Sample Ref. Depth (m) Sample Type Date Sampled Date Receieved SDG Original Sample Method Number	IP425 0.50 SOLID 03/07/2014 00:00:00 140706-12 9566030 TM048	18/07/14	Kevin Gill	-	Not Detected (#)	Not Detected (#)	Not Detected (#)	Not Detected (#)	Not Detected (#)	Not Detected (#)	Not Detected
Cust. Sample Ref. Depth (m) Sample Type Date Sampled Date Receieved SDG Original Sample Method Number	IP434 0.50 SOLID 03/07/2014 00:00:00 140706-12 9566002 TM048	18/07/14	Kevin Bowron	-	Not Detected (#)	Not Detected (#)	Not Detected (#)	Not Detected (#)	Not Detected (#)	Not Detected (#)	Not Detected
Cust. Sample Ref. Depth (m) Sample Type Date Sampled Date Receieved SDG Original Sample Method Number	IP435 0.50 SOLID 03/07/2014 00:00:00 140706-12 9566014 TM048	18/07/14	Martin Cotterell	-	Not Detected (#)	Not Detected (#)	Not Detected (#)	Not Detected (#)	Not Detected (#)	Not Detected (#)	Not Detected

CERTIFICATE OF ANALYSIS

SDG:	140706-12	**Location:**	Coed Darcy	**Order Number:**	CD0732
Job:	H_ATKINS_LDC-224	**Customer:**	Atkins Global Ltd	**Report Number:**	278495
Client Reference:	Site Wide Trial Pitting	**Attention:**	Jack Lowrie	**Superseded Report:**	277575

		Date of Analysis	Analysed By	Comments	Amosite (Brown) Asbestos	Chrysotile (White) Asbestos	Crocidolite (Blue) Asbestos	Fibrous Actinolite	Fibrous Anthophyllite	Fibrous Tremolite	Non-Asbestos Fibre
Cust. Sample Ref. Depth (m) Sample Type Date Sampled Date Receieved SDG Original Sample Method Number	IP437 0.50 SOLID 03/07/2014 00:00:00 140706-12 9565482 TM048	18/07/14	Martin Cotterell	-	Not Detected (#)	Not Detected (#)	Not Detected (#)	Not Detected (#)	Not Detected (#)	Not Detected (#)	Not Detected
Cust. Sample Ref. Depth (m) Sample Type Date Sampled Date Receieved SDG Original Sample Method Number	IP438 0.50 SOLID 03/07/2014 00:00:00 140706-12 9565457 TM048	18/07/14	Martin Cotterell	-	Not Detected (#)	Not Detected (#)	Not Detected (#)	Not Detected (#)	Not Detected (#)	Not Detected (#)	Not Detected
Cust. Sample Ref. Depth (m) Sample Type Date Sampled Date Receieved SDG Original Sample Method Number	IP440 0.50 SOLID 03/07/2014 00:00:00 140706-12 9565424 TM048	18/07/14	Kevin Bowron	-	Not Detected (#)	Not Detected (#)	Not Detected (#)	Not Detected (#)	Not Detected (#)	Not Detected (#)	Not Detected
Cust. Sample Ref. Depth (m) Sample Type Date Sampled Date Receieved SDG Original Sample Method Number	IP449 0.50 SOLID 03/07/2014 00:00:00 140706-12 9565990 TM048	18/07/14	Kevin Bowron	-	Not Detected (#)	Not Detected (#)	Not Detected (#)	Not Detected (#)	Not Detected (#)	Not Detected (#)	Detected

CERTIFICATE OF ANALYSIS

SDG:	140706-12	**Location:**	Coed Darcy	**Order Number:**	CD0732
Job:	H_ATKINS_LDC-224	**Customer:**	Atkins Global Ltd	**Report Number:**	278495
Client Reference:	Site Wide Trial Pitting	**Attention:**	Jack Lowrie	**Superseded Report:**	277575

Asbestos Quantification - Full

		Additional Asbestos Components (Using TM048)	Analysts Comments	Asbestos Quantification - Gravimetric - %	Asbestos Quantification - PCOM Evaluation - %	Asbestos Quantification - Total - %
Cust. Sample Ref. Depth (m) Sample Type Date Sampled Date Receieved SDG Original Sample Method Number	IP094 0.50 SOLID 03/07/2014 00:00:00 140706-12 9565816 TM 304	None (#)	N/C	<0.001 (#)	<0.001 (#)	<0.001 (#)
Cust. Sample Ref. Depth (m) Sample Type Date Sampled Date Receieved SDG Original Sample Method Number	IP404 0.50 SOLID 03/07/2014 00:00:00 140706-12 9565667 TM 304	None (#)	N/C	0.0053 (#)	<0.001 (#)	0.0056 (#)

CERTIFICATE OF ANALYSIS

SDG:	140706-12	**Location:**	Coed Darcy	**Order Number:**	CD0732
Job:	H_ATKINS_LDC-224	**Customer:**	Atkins Global Ltd	**Report Number:**	278495
Client Reference:	Site Wide Trial Pitting	**Attention:**	Jack Lowrie	**Superseded Report:**	277575

Table of Results - Appendix

Method No	Reference	Description	Wet/Dry Sample [1]	Surrogate Corrected
ASB_PREP				
PM001		Preparation of Samples for Metals Analysis		
PM024	Modified BS 1377	Soil preparation including homogenisation, moisture screens of soils for Asbestos Containing Material		
TM 304				
TM048	HSG 248, Asbestos: The analysts' guide for sampling, analysis and clearance procedures	Identification of Asbestos in Bulk Material		
TM089	Modified: US EPA Methods 8020 & 602	Determination of Gasoline Range Hydrocarbons (GRO) and BTEX (MTBE) compounds by Headspace GC-FID (C4-C12)		
TM132	In - house Method	ELTRA CS800 Operators Guide		
TM133	BS 1377: Part 3 1990;BS 6068-2.5	Determination of pH in Soil and Water using the GLpH pH Meter		
TM173	Analysis of Petroleum Hydrocarbons in Environmental Media – Total Petroleum Hydrocarbon Criteria	Determination of Speciated Extractable Petroleum Hydrocarbons in Soils by GC-FID		
TM181	US EPA Method 6010B	Determination of Routine Metals in Soil by iCap 6500 Duo ICP-OES		
TM218	Microwave extraction – EPA method 3546	Microwave extraction - EPA method 3546		

[1] Applies to Solid samples only. DRY indicates samples have been dried at 35°C. NA = not applicable.

CERTIFICATE OF ANALYSIS

SDG:	140706-12	**Location:**	Coed Darcy	**Order Number:**	CD0732
Job:	H_ATKINS_LDC-224	**Customer:**	Atkins Global Ltd	**Report Number:**	278495
Client Reference:	Site Wide Trial Pitting	**Attention:**	Jack Lowrie	**Superseded Report:**	277575

Test Completion Dates

Lab Sample No(s)	9565975	9565978	9565986	9565648	9565652	9565659	9565663	9565967	9565971	9565619
Customer Sample Ref.	IP027	IP027	IP027	IP035	IP035	IP035	IP035	IP057	IP057	IP060
AGS Ref.										
Depth	0.50	1.50	2.50	0.50	1.50	2.50	3.50	0.40	0.80	0.50
Type	SOLID	SOLID	SOLID	SOLID	SOLID	SOLID	SOLID	SOLID	SOLID	SOLID
Asbestos ID in Solid Samples				21-Jul-2014				21-Jul-2014		
EPH CWG (Aliphatic) GC (S)	20-Jul-2014	19-Jul-2014	19-Jul-2014	19-Jul-2014	19-Jul-2014	19-Jul-2014	19-Jul-2014	21-Jul-2014	19-Jul-2014	19-Jul-2014
EPH CWG (Aromatic) GC (S)	20-Jul-2014	19-Jul-2014	19-Jul-2014	19-Jul-2014	19-Jul-2014	19-Jul-2014	19-Jul-2014	21-Jul-2014	19-Jul-2014	19-Jul-2014
GRO by GC-FID (S)	19-Jul-2014	19-Jul-2014	19-Jul-2014	18-Jul-2014	18-Jul-2014	18-Jul-2014	18-Jul-2014	19-Jul-2014	19-Jul-2014	18-Jul-2014
Metals in solid samples by OES	21-Jul-2014	16-Jul-2014	16-Jul-2014	17-Jul-2014	14-Jul-2014	16-Jul-2014	17-Jul-2014	17-Jul-2014	16-Jul-2014	16-Jul-2014
PAH by GCMS	20-Jul-2014	16-Jul-2014	16-Jul-2014	16-Jul-2014	11-Jul-2014	11-Jul-2014	11-Jul-2014	16-Jul-2014	18-Jul-2014	15-Jul-2014
pH	21-Jul-2014	16-Jul-2014	17-Jul-2014	17-Jul-2014	16-Jul-2014	16-Jul-2014	16-Jul-2014	17-Jul-2014	16-Jul-2014	15-Jul-2014
Sample description	18-Jul-2014	11-Jul-2014	11-Jul-2014	14-Jul-2014	09-Jul-2014	09-Jul-2014	09-Jul-2014	14-Jul-2014	10-Jul-2014	09-Jul-2014
TPH CWG GC (S)	20-Jul-2014	19-Jul-2014	19-Jul-2014	19-Jul-2014	19-Jul-2014	19-Jul-2014	19-Jul-2014	21-Jul-2014	19-Jul-2014	19-Jul-2014

Lab Sample No(s)	9565623	9565627	9565635	9565639	9565644	9565580	9565589	9565593	9565597	9565544
Customer Sample Ref.	IP060	IP060	IP060	IP060	IP060	IP061	IP061	IP061	IP061	IP069
AGS Ref.										
Depth	1.00	2.50	3.50	4.00	5.00	0.50	1.60	2.60	3.60	0.50
Type	SOLID	SOLID	SOLID	SOLID	SOLID	SOLID	SOLID	SOLID	SOLID	SOLID
Asbestos ID in Solid Samples										21-Jul-2014
EPH CWG (Aliphatic) GC (S)	20-Jul-2014	19-Jul-2014	19-Jul-2014	19-Jul-2014	19-Jul-2014	19-Jul-2014	19-Jul-2014	19-Jul-2014	19-Jul-2014	19-Jul-2014
EPH CWG (Aromatic) GC (S)	20-Jul-2014	19-Jul-2014	19-Jul-2014	19-Jul-2014	20-Jul-2014	19-Jul-2014	19-Jul-2014	19-Jul-2014	19-Jul-2014	19-Jul-2014
GRO by GC-FID (S)	18-Jul-2014	18-Jul-2014	18-Jul-2014	19-Jul-2014	18-Jul-2014	18-Jul-2014	18-Jul-2014	18-Jul-2014	18-Jul-2014	18-Jul-2014
Metals in solid samples by OES	16-Jul-2014	16-Jul-2014	16-Jul-2014	16-Jul-2014	16-Jul-2014	16-Jul-2014	16-Jul-2014	16-Jul-2014	16-Jul-2014	18-Jul-2014
PAH by GCMS	15-Jul-2014	15-Jul-2014	18-Jul-2014	18-Jul-2014	18-Jul-2014	16-Jul-2014	16-Jul-2014	15-Jul-2014	16-Jul-2014	16-Jul-2014
pH	16-Jul-2014	16-Jul-2014	16-Jul-2014	16-Jul-2014	16-Jul-2014	16-Jul-2014	16-Jul-2014	15-Jul-2014	16-Jul-2014	18-Jul-2014
Sample description	09-Jul-2014	09-Jul-2014	10-Jul-2014	10-Jul-2014	10-Jul-2014	10-Jul-2014	10-Jul-2014	09-Jul-2014	10-Jul-2014	14-Jul-2014
TPH CWG GC (S)	20-Jul-2014	19-Jul-2014	19-Jul-2014	19-Jul-2014	20-Jul-2014	19-Jul-2014	19-Jul-2014	19-Jul-2014	19-Jul-2014	19-Jul-2014

Lab Sample No(s)	9565548	9565552	9565556	9565560	9565564	9565568	9565572	9565576	9565601	9565605
Customer Sample Ref.	IP069	IP069	IP069	IP070	IP070	IP070	IP071	IP071	IP072	IP072
AGS Ref.										
Depth	1.00	1.70	2.50	0.20	0.50	1.50	0.50	1.50	0.50	1.50
Type	SOLID	SOLID	SOLID	SOLID	SOLID	SOLID	SOLID	SOLID	SOLID	SOLID
Asbestos ID in Solid Samples				21-Jul-2014	21-Jul-2014		21-Jul-2014		21-Jul-2014	
EPH CWG (Aliphatic) GC (S)	19-Jul-2014	19-Jul-2014	19-Jul-2014	19-Jul-2014	19-Jul-2014	19-Jul-2014	19-Jul-2014	19-Jul-2014	19-Jul-2014	19-Jul-2014
EPH CWG (Aromatic) GC (S)	19-Jul-2014	19-Jul-2014	19-Jul-2014	20-Jul-2014	19-Jul-2014	19-Jul-2014	19-Jul-2014	19-Jul-2014	19-Jul-2014	19-Jul-2014
GRO by GC-FID (S)	19-Jul-2014	19-Jul-2014	19-Jul-2014	19-Jul-2014	18-Jul-2014	18-Jul-2014	18-Jul-2014	18-Jul-2014	18-Jul-2014	18-Jul-2014
Metals in solid samples by OES	16-Jul-2014	16-Jul-2014	16-Jul-2014	17-Jul-2014	17-Jul-2014	17-Jul-2014	16-Jul-2014	17-Jul-2014	17-Jul-2014	16-Jul-2014
PAH by GCMS	19-Jul-2014	17-Jul-2014	17-Jul-2014	16-Jul-2014	16-Jul-2014	16-Jul-2014	16-Jul-2014	19-Jul-2014	16-Jul-2014	15-Jul-2014
pH	16-Jul-2014	16-Jul-2014	16-Jul-2014	17-Jul-2014	17-Jul-2014	17-Jul-2014	17-Jul-2014	16-Jul-2014	17-Jul-2014	16-Jul-2014
Sample description	10-Jul-2014	10-Jul-2014	10-Jul-2014	14-Jul-2014	14-Jul-2014	10-Jul-2014	14-Jul-2014	10-Jul-2014	14-Jul-2014	09-Jul-2014
TPH CWG GC (S)	19-Jul-2014	19-Jul-2014	19-Jul-2014	20-Jul-2014	19-Jul-2014	19-Jul-2014	19-Jul-2014	19-Jul-2014	19-Jul-2014	19-Jul-2014

Lab Sample No(s)	9565609	9565615	9565514	9565518	9565522	9565883	9565887	9565891	9565766	9565771
Customer Sample Ref.	IP072	IP072	IP077	IP077	IP077	IP085	IP085	IP085	IP093	IP093
AGS Ref.										
Depth	2.50	3.50	0.50	1.30	2.50	0.50	1.50	2.50	0.50	1.50
Type	SOLID	SOLID	SOLID	SOLID	SOLID	SOLID	SOLID	SOLID	SOLID	SOLID
Asbestos ID in Solid Samples			21-Jul-2014			21-Jul-2014			21-Jul-2014	
EPH CWG (Aliphatic) GC (S)	19-Jul-2014	19-Jul-2014	21-Jul-2014	21-Jul-2014	19-Jul-2014	19-Jul-2014	19-Jul-2014	19-Jul-2014	19-Jul-2014	19-Jul-2014
EPH CWG (Aromatic) GC (S)	19-Jul-2014	19-Jul-2014	21-Jul-2014	21-Jul-2014	19-Jul-2014	19-Jul-2014	19-Jul-2014	19-Jul-2014	19-Jul-2014	19-Jul-2014
GRO by GC-FID (S)	18-Jul-2014	18-Jul-2014	19-Jul-2014	20-Jul-2014	19-Jul-2014	18-Jul-2014	18-Jul-2014	19-Jul-2014	19-Jul-2014	19-Jul-2014
Metals in solid samples by OES	16-Jul-2014	16-Jul-2014	17-Jul-2014	16-Jul-2014	17-Jul-2014	17-Jul-2014	17-Jul-2014	16-Jul-2014	17-Jul-2014	16-Jul-2014
PAH by GCMS	15-Jul-2014	15-Jul-2014	16-Jul-2014	16-Jul-2014	17-Jul-2014	16-Jul-2014	16-Jul-2014	18-Jul-2014	16-Jul-2014	18-Jul-2014
pH	16-Jul-2014	16-Jul-2014	16-Jul-2014	16-Jul-2014	16-Jul-2014	18-Jul-2014	16-Jul-2014	16-Jul-2014	17-Jul-2014	16-Jul-2014
Sample description	09-Jul-2014	09-Jul-2014	14-Jul-2014	10-Jul-2014	10-Jul-2014	14-Jul-2014	10-Jul-2014	10-Jul-2014	14-Jul-2014	10-Jul-2014
TPH CWG GC (S)	19-Jul-2014	19-Jul-2014	21-Jul-2014	21-Jul-2014	19-Jul-2014	19-Jul-2014	19-Jul-2014	19-Jul-2014	19-Jul-2014	19-Jul-2014

CERTIFICATE OF ANALYSIS

SDG:	140706-12	**Location:**	Coed Darcy	**Order Number:**	CD0732
Job:	H_ATKINS_LDC-224	**Customer:**	Atkins Global Ltd	**Report Number:**	278495
Client Reference:	Site Wide Trial Pitting	**Attention:**	Jack Lowrie	**Superseded Report:**	277575

Lab Sample No(s)	9565775	9565779	9565816	9565820	9565824	9565827	9565831	9565959	9565963	9565526
Customer Sample Ref.	IP093	IP093	IP094	IP094	IP094	IP094	IP094	IP095	IP095	IP101
AGS Ref.										
Depth	2.50	3.50	0.50	1.50	2.50	3.30	3.80	0.40	1.20	0.20
Type	SOLID	SOLID	SOLID	SOLID	SOLID	SOLID	SOLID	SOLID	SOLID	SOLID
Asbestos ID in Solid Samples			21-Jul-2014					21-Jul-2014		21-Jul-2014
Asbestos Quantification - Full			29-Jul-2014							
EPH CWG (Aliphatic) GC (S)	19-Jul-2014	19-Jul-2014	19-Jul-2014	19-Jul-2014	19-Jul-2014	19-Jul-2014	19-Jul-2014	21-Jul-2014	19-Jul-2014	19-Jul-2014
EPH CWG (Aromatic) GC (S)	19-Jul-2014	19-Jul-2014	19-Jul-2014	19-Jul-2014	19-Jul-2014	19-Jul-2014	19-Jul-2014	21-Jul-2014	19-Jul-2014	20-Jul-2014
GRO by GC-FID (S)	19-Jul-2014	19-Jul-2014	19-Jul-2014	18-Jul-2014	19-Jul-2014	19-Jul-2014	18-Jul-2014	18-Jul-2014	19-Jul-2014	18-Jul-2014
Metals in solid samples by OES	16-Jul-2014	14-Jul-2014	16-Jul-2014	16-Jul-2014	16-Jul-2014	16-Jul-2014	16-Jul-2014	17-Jul-2014	16-Jul-2014	18-Jul-2014
PAH by GCMS	18-Jul-2014	18-Jul-2014	15-Jul-2014	15-Jul-2014	15-Jul-2014	15-Jul-2014	15-Jul-2014	16-Jul-2014	18-Jul-2014	16-Jul-2014
pH	16-Jul-2014	16-Jul-2014	16-Jul-2014	16-Jul-2014	16-Jul-2014	16-Jul-2014	16-Jul-2014	17-Jul-2014	16-Jul-2014	18-Jul-2014
Sample description	10-Jul-2014	10-Jul-2014	12-Jul-2014	09-Jul-2014	09-Jul-2014	09-Jul-2014	09-Jul-2014	14-Jul-2014	10-Jul-2014	14-Jul-2014
Total Organic Carbon										21-Jul-2014
TPH CWG GC (S)	19-Jul-2014	19-Jul-2014	19-Jul-2014	19-Jul-2014	19-Jul-2014	19-Jul-2014	19-Jul-2014	21-Jul-2014	19-Jul-2014	20-Jul-2014

Lab Sample No(s)	9565531	9565535	9565951	9565955	9565931	9565935	9565943	9565947	9565835	9565839
Customer Sample Ref.	IP101	IP101	IP120	IP120	IP121	IP121	IP121	IP121	IP122	IP122
AGS Ref.										
Depth	0.70	1.50	0.50	1.50	0.50	1.50	2.50	3.70	0.50	1.50
Type	SOLID	SOLID	SOLID	SOLID	SOLID	SOLID	SOLID	SOLID	SOLID	SOLID
Asbestos ID in Solid Samples	21-Jul-2014		21-Jul-2014		21-Jul-2014				21-Jul-2014	
EPH CWG (Aliphatic) GC (S)	19-Jul-2014	19-Jul-2014	19-Jul-2014	19-Jul-2014	19-Jul-2014	19-Jul-2014	19-Jul-2014	19-Jul-2014	21-Jul-2014	19-Jul-2014
EPH CWG (Aromatic) GC (S)	20-Jul-2014	19-Jul-2014	19-Jul-2014	19-Jul-2014	19-Jul-2014	19-Jul-2014	19-Jul-2014	19-Jul-2014	21-Jul-2014	19-Jul-2014
GRO by GC-FID (S)	18-Jul-2014	20-Jul-2014	18-Jul-2014	18-Jul-2014	18-Jul-2014	19-Jul-2014	18-Jul-2014	19-Jul-2014	19-Jul-2014	18-Jul-2014
Metals in solid samples by OES	17-Jul-2014	16-Jul-2014	17-Jul-2014	16-Jul-2014	17-Jul-2014	16-Jul-2014	16-Jul-2014	16-Jul-2014	16-Jul-2014	17-Jul-2014
PAH by GCMS	16-Jul-2014	17-Jul-2014	16-Jul-2014	16-Jul-2014	16-Jul-2014	16-Jul-2014	16-Jul-2014	16-Jul-2014	15-Jul-2014	15-Jul-2014
pH	18-Jul-2014	16-Jul-2014	17-Jul-2014	16-Jul-2014	17-Jul-2014	16-Jul-2014	16-Jul-2014	16-Jul-2014	16-Jul-2014	16-Jul-2014
Sample description	14-Jul-2014	10-Jul-2014	14-Jul-2014	10-Jul-2014	14-Jul-2014	09-Jul-2014	09-Jul-2014	09-Jul-2014	12-Jul-2014	10-Jul-2014
TPH CWG GC (S)	20-Jul-2014	20-Jul-2014	19-Jul-2014	19-Jul-2014	19-Jul-2014	19-Jul-2014	19-Jul-2014	19-Jul-2014	21-Jul-2014	19-Jul-2014

Lab Sample No(s)	9565843	9565847	9565855	9565796	9565800	9565804	9565812	9565783	9565787	9565792
Customer Sample Ref.	IP122	IP122	IP122	IP123	IP123	IP123	IP123	IP124	IP124	IP124
AGS Ref.										
Depth	2.50	3.50	4.50	0.50	1.10	2.10	3.10	0.50	1.50	2.50
Type	SOLID	SOLID	SOLID	SOLID	SOLID	SOLID	SOLID	SOLID	SOLID	SOLID
Asbestos ID in Solid Samples				21-Jul-2014				21-Jul-2014		
EPH CWG (Aliphatic) GC (S)	19-Jul-2014	19-Jul-2014	19-Jul-2014	21-Jul-2014	19-Jul-2014	19-Jul-2014	19-Jul-2014	19-Jul-2014	19-Jul-2014	19-Jul-2014
EPH CWG (Aromatic) GC (S)	19-Jul-2014	19-Jul-2014	19-Jul-2014	21-Jul-2014	19-Jul-2014	19-Jul-2014	19-Jul-2014	19-Jul-2014	19-Jul-2014	19-Jul-2014
GRO by GC-FID (S)	18-Jul-2014	18-Jul-2014	18-Jul-2014	19-Jul-2014	19-Jul-2014	19-Jul-2014	19-Jul-2014	20-Jul-2014	19-Jul-2014	19-Jul-2014
Metals in solid samples by OES	16-Jul-2014	16-Jul-2014	16-Jul-2014	17-Jul-2014	16-Jul-2014	16-Jul-2014	16-Jul-2014	16-Jul-2014	16-Jul-2014	14-Jul-2014
PAH by GCMS	15-Jul-2014	15-Jul-2014	15-Jul-2014	15-Jul-2014	11-Jul-2014	18-Jul-2014	15-Jul-2014	15-Jul-2014	15-Jul-2014	18-Jul-2014
pH	16-Jul-2014	16-Jul-2014	16-Jul-2014	17-Jul-2014	16-Jul-2014	16-Jul-2014	16-Jul-2014	17-Jul-2014	16-Jul-2014	16-Jul-2014
Sample description	10-Jul-2014	10-Jul-2014	10-Jul-2014	12-Jul-2014	09-Jul-2014	10-Jul-2014	09-Jul-2014	12-Jul-2014	09-Jul-2014	10-Jul-2014
TPH CWG GC (S)	19-Jul-2014	19-Jul-2014	19-Jul-2014	21-Jul-2014	19-Jul-2014	19-Jul-2014	19-Jul-2014	20-Jul-2014	19-Jul-2014	19-Jul-2014

Lab Sample No(s)	9565871	9565875	9565879	9565859	9565863	9565867	9565915	9565919	9565923	9565927
Customer Sample Ref.	IP125	IP125	IP125	IP131	IP131	IP131	IP132	IP132	IP132	IP132
AGS Ref.										
Depth	0.50	1.50	2.50	0.50	1.50	2.50	0.50	1.50	2.50	3.50
Type	SOLID	SOLID	SOLID	SOLID	SOLID	SOLID	SOLID	SOLID	SOLID	SOLID
Asbestos ID in Solid Samples	21-Jul-2014			21-Jul-2014			21-Jul-2014			
EPH CWG (Aliphatic) GC (S)	19-Jul-2014	19-Jul-2014	19-Jul-2014	19-Jul-2014	19-Jul-2014	19-Jul-2014	19-Jul-2014	19-Jul-2014	19-Jul-2014	19-Jul-2014
EPH CWG (Aromatic) GC (S)	19-Jul-2014	19-Jul-2014	19-Jul-2014	19-Jul-2014	19-Jul-2014	19-Jul-2014	19-Jul-2014	20-Jul-2014	19-Jul-2014	19-Jul-2014
GRO by GC-FID (S)	19-Jul-2014	18-Jul-2014	18-Jul-2014	18-Jul-2014	18-Jul-2014	18-Jul-2014	18-Jul-2014	18-Jul-2014	18-Jul-2014	18-Jul-2014
Metals in solid samples by OES	17-Jul-2014	16-Jul-2014	16-Jul-2014	17-Jul-2014	16-Jul-2014	16-Jul-2014	17-Jul-2014	17-Jul-2014	16-Jul-2014	16-Jul-2014
PAH by GCMS	16-Jul-2014	18-Jul-2014	18-Jul-2014	16-Jul-2014	18-Jul-2014	18-Jul-2014	16-Jul-2014	16-Jul-2014	18-Jul-2014	16-Jul-2014
pH	17-Jul-2014	16-Jul-2014	16-Jul-2014	16-Jul-2014	16-Jul-2014	16-Jul-2014	17-Jul-2014	16-Jul-2014	16-Jul-2014	16-Jul-2014
Sample description	14-Jul-2014	10-Jul-2014	10-Jul-2014	14-Jul-2014	10-Jul-2014	10-Jul-2014	14-Jul-2014	11-Jul-2014	10-Jul-2014	10-Jul-2014
TPH CWG GC (S)	19-Jul-2014	19-Jul-2014	19-Jul-2014	19-Jul-2014	19-Jul-2014	19-Jul-2014	19-Jul-2014	20-Jul-2014	19-Jul-2014	19-Jul-2014

CERTIFICATE OF ANALYSIS

SDG:	140706-12	**Location:**	Coed Darcy	**Order Number:**	CD0732
Job:	H_ATKINS_LDC-224	**Customer:**	Atkins Global Ltd	**Report Number:**	278495
Client Reference:	Site Wide Trial Pitting	**Attention:**	Jack Lowrie	**Superseded Report:**	277575

Lab Sample No(s)	9565899	9565903	9565907	9565911	9565539	9565585	9565631	9565679	9565404	9565449
Customer Sample Ref.	IP159	IP159	IP159	IP159	IP231	IP231	IP241	IP241	IP242	IP242
AGS Ref.										
Depth	0.50	1.50	2.50	3.50	0.50	1.50	0.30	1.00	0.50	1.50
Type	SOLID	SOLID	SOLID	SOLID	SOLID	SOLID	SOLID	SOLID	SOLID	SOLID
Asbestos ID in Solid Samples	21-Jul-2014				21-Jul-2014		21-Jul-2014		21-Jul-2014	
EPH CWG (Aliphatic) GC (S)	19-Jul-2014	19-Jul-2014	19-Jul-2014	19-Jul-2014	19-Jul-2014	19-Jul-2014	19-Jul-2014	19-Jul-2014	20-Jul-2014	19-Jul-2014
EPH CWG (Aromatic) GC (S)	19-Jul-2014	19-Jul-2014	19-Jul-2014	19-Jul-2014	19-Jul-2014	19-Jul-2014	19-Jul-2014	19-Jul-2014	20-Jul-2014	19-Jul-2014
GRO by GC-FID (S)	18-Jul-2014	19-Jul-2014	18-Jul-2014	18-Jul-2014	19-Jul-2014	19-Jul-2014	19-Jul-2014	18-Jul-2014	19-Jul-2014	19-Jul-2014
Metals in solid samples by OES	17-Jul-2014	16-Jul-2014	16-Jul-2014	16-Jul-2014	16-Jul-2014	14-Jul-2014	16-Jul-2014	16-Jul-2014	21-Jul-2014	14-Jul-2014
PAH by GCMS	16-Jul-2014	18-Jul-2014	18-Jul-2014	16-Jul-2014	13-Jul-2014	20-Jul-2014	15-Jul-2014	16-Jul-2014	21-Jul-2014	20-Jul-2014
pH	18-Jul-2014	16-Jul-2014	16-Jul-2014	16-Jul-2014	18-Jul-2014	16-Jul-2014	16-Jul-2014	16-Jul-2014	17-Jul-2014	16-Jul-2014
Sample description	14-Jul-2014	10-Jul-2014	10-Jul-2014	09-Jul-2014	10-Jul-2014	10-Jul-2014	12-Jul-2014	09-Jul-2014	18-Jul-2014	10-Jul-2014
TPH CWG GC (S)	19-Jul-2014	19-Jul-2014	19-Jul-2014	19-Jul-2014	19-Jul-2014	19-Jul-2014	19-Jul-2014	19-Jul-2014	20-Jul-2014	19-Jul-2014

Lab Sample No(s)	9565494	9565982	9566026	9565808	9565851	9565704	9565708	9565729	9565733	9565400
Customer Sample Ref.	IP242	IP243	IP243	IP247	IP247	IP265	IP265	IP266	IP266	IP267
AGS Ref.										
Depth	2.00	0.50	1.50	0.50	1.50	0.20	1.00	0.50	1.50	1.00
Type	SOLID	SOLID	SOLID	SOLID	SOLID	SOLID	SOLID	SOLID	SOLID	SOLID
Asbestos ID in Solid Samples		21-Jul-2014		21-Jul-2014		21-Jul-2014		21-Jul-2014		
EPH CWG (Aliphatic) GC (S)	19-Jul-2014	19-Jul-2014	19-Jul-2014	19-Jul-2014	19-Jul-2014	19-Jul-2014	19-Jul-2014	19-Jul-2014	19-Jul-2014	19-Jul-2014
EPH CWG (Aromatic) GC (S)	19-Jul-2014	19-Jul-2014	19-Jul-2014	19-Jul-2014	19-Jul-2014	19-Jul-2014	19-Jul-2014	19-Jul-2014	19-Jul-2014	19-Jul-2014
GRO by GC-FID (S)	19-Jul-2014	19-Jul-2014	19-Jul-2014	19-Jul-2014	18-Jul-2014	18-Jul-2014	18-Jul-2014	18-Jul-2014	18-Jul-2014	19-Jul-2014
Metals in solid samples by OES	14-Jul-2014	16-Jul-2014	16-Jul-2014	16-Jul-2014	16-Jul-2014	16-Jul-2014	16-Jul-2014	16-Jul-2014	16-Jul-2014	16-Jul-2014
PAH by GCMS	20-Jul-2014	15-Jul-2014	20-Jul-2014	13-Jul-2014	20-Jul-2014	15-Jul-2014	16-Jul-2014	15-Jul-2014	16-Jul-2014	16-Jul-2014
pH	16-Jul-2014	17-Jul-2014	16-Jul-2014	21-Jul-2014	16-Jul-2014	17-Jul-2014	16-Jul-2014	17-Jul-2014	16-Jul-2014	16-Jul-2014
Sample description	10-Jul-2014	10-Jul-2014	10-Jul-2014	10-Jul-2014	10-Jul-2014	12-Jul-2014	09-Jul-2014	12-Jul-2014	09-Jul-2014	09-Jul-2014
TPH CWG GC (S)	19-Jul-2014	19-Jul-2014	19-Jul-2014	19-Jul-2014	19-Jul-2014	19-Jul-2014	19-Jul-2014	19-Jul-2014	19-Jul-2014	19-Jul-2014

Lab Sample No(s)	9565717	9565762	9565895	9565939	9565713	9565721	9565725	9565754	9565758	9565749
Customer Sample Ref.	IP267	IP267	IP269	IP269	IP276	IP276	IP276	IP331	IP331	IP332
AGS Ref.										
Depth	2.00	3.00	0.50	1.50	0.50	1.50	2.50	0.30	1.50	1.50
Type	SOLID	SOLID	SOLID	SOLID	SOLID	SOLID	SOLID	SOLID	SOLID	SOLID
Asbestos ID in Solid Samples			21-Jul-2014		21-Jul-2014			21-Jul-2014		
EPH CWG (Aliphatic) GC (S)	19-Jul-2014	19-Jul-2014	19-Jul-2014	19-Jul-2014	19-Jul-2014	19-Jul-2014	19-Jul-2014	19-Jul-2014	19-Jul-2014	19-Jul-2014
EPH CWG (Aromatic) GC (S)	19-Jul-2014	19-Jul-2014	19-Jul-2014	19-Jul-2014	19-Jul-2014	19-Jul-2014	19-Jul-2014	19-Jul-2014	19-Jul-2014	19-Jul-2014
GRO by GC-FID (S)	19-Jul-2014	19-Jul-2014	19-Jul-2014	18-Jul-2014	18-Jul-2014	18-Jul-2014	19-Jul-2014	18-Jul-2014	18-Jul-2014	19-Jul-2014
Metals in solid samples by OES	16-Jul-2014	17-Jul-2014	17-Jul-2014	16-Jul-2014	17-Jul-2014	16-Jul-2014	16-Jul-2014	16-Jul-2014	16-Jul-2014	16-Jul-2014
PAH by GCMS	16-Jul-2014	16-Jul-2014	16-Jul-2014	20-Jul-2014	16-Jul-2014	16-Jul-2014	16-Jul-2014	15-Jul-2014	16-Jul-2014	16-Jul-2014
pH	16-Jul-2014	16-Jul-2014	17-Jul-2014	16-Jul-2014	17-Jul-2014	16-Jul-2014	16-Jul-2014	17-Jul-2014	16-Jul-2014	16-Jul-2014
Sample description	09-Jul-2014	09-Jul-2014	14-Jul-2014	10-Jul-2014	14-Jul-2014	09-Jul-2014	10-Jul-2014	11-Jul-2014	10-Jul-2014	09-Jul-2014
TPH CWG GC (S)	19-Jul-2014	19-Jul-2014	19-Jul-2014	19-Jul-2014	19-Jul-2014	19-Jul-2014	19-Jul-2014	19-Jul-2014	19-Jul-2014	19-Jul-2014

Lab Sample No(s)	9565741	9565745	9565737	9566054	9566058	9565667	9565671	9565675	9565683	9565687
Customer Sample Ref.	IP337	IP337	IP356	IP399	IP399	IP404	IP404	IP404	IP405	IP405
AGS Ref.										
Depth	0.50	1.50	1.00	0.50	1.50	0.50	1.20	1.70	0.50	1.50
Type	SOLID	SOLID	SOLID	SOLID	SOLID	SOLID	SOLID	SOLID	SOLID	SOLID
Asbestos ID in Solid Samples	21-Jul-2014					21-Jul-2014			21-Jul-2014	
Asbestos Quantification - Full						29-Jul-2014				
EPH CWG (Aliphatic) GC (S)	19-Jul-2014	19-Jul-2014	19-Jul-2014	19-Jul-2014	19-Jul-2014	19-Jul-2014	19-Jul-2014	19-Jul-2014	19-Jul-2014	20-Jul-2014
EPH CWG (Aromatic) GC (S)	19-Jul-2014	19-Jul-2014	19-Jul-2014	19-Jul-2014	19-Jul-2014	19-Jul-2014	19-Jul-2014	19-Jul-2014	19-Jul-2014	20-Jul-2014
GRO by GC-FID (S)	18-Jul-2014	18-Jul-2014	18-Jul-2014	18-Jul-2014	18-Jul-2014	18-Jul-2014	18-Jul-2014	18-Jul-2014	18-Jul-2014	19-Jul-2014
Metals in solid samples by OES	16-Jul-2014	16-Jul-2014	16-Jul-2014	16-Jul-2014	17-Jul-2014	17-Jul-2014	16-Jul-2014	17-Jul-2014	17-Jul-2014	16-Jul-2014
PAH by GCMS	15-Jul-2014	16-Jul-2014	16-Jul-2014	17-Jul-2014	19-Jul-2014	16-Jul-2014	16-Jul-2014	16-Jul-2014	16-Jul-2014	16-Jul-2014
pH	17-Jul-2014	16-Jul-2014	16-Jul-2014	16-Jul-2014	16-Jul-2014	17-Jul-2014	16-Jul-2014	16-Jul-2014	17-Jul-2014	16-Jul-2014
Sample description	11-Jul-2014	10-Jul-2014	09-Jul-2014	09-Jul-2014	10-Jul-2014	14-Jul-2014	09-Jul-2014	09-Jul-2014	14-Jul-2014	10-Jul-2014
TPH CWG GC (S)	19-Jul-2014	19-Jul-2014	19-Jul-2014	19-Jul-2014	19-Jul-2014	19-Jul-2014	19-Jul-2014	19-Jul-2014	19-Jul-2014	20-Jul-2014

CERTIFICATE OF ANALYSIS

SDG:	140706-12	**Location:**	Coed Darcy	**Order Number:**	CD0732
Job:	H_ATKINS_LDC-224	**Customer:**	Atkins Global Ltd	**Report Number:**	278495
Client Reference:	Site Wide Trial Pitting	**Attention:**	Jack Lowrie	**Superseded Report:**	277575

Lab Sample No(s)	9565691	9565696	9565700	9566034	9566038	9566042	9565470	9565474	9565478	9565445
Customer Sample Ref.	IP405	IP405	IP405	IP407	IP407	IP407	IP410	IP410	IP410	IP411
AGS Ref.										
Depth	2.50	3.30	3.70	0.50	1.50	2.50	0.50	1.50	2.50	0.50
Type	SOLID	SOLID	SOLID	SOLID	SOLID	SOLID	SOLID	SOLID	SOLID	SOLID
Asbestos ID in Solid Samples				21-Jul-2014			21-Jul-2014			21-Jul-2014
EPH CWG (Aliphatic) GC (S)	19-Jul-2014	19-Jul-2014	19-Jul-2014	19-Jul-2014	19-Jul-2014	19-Jul-2014	19-Jul-2014	19-Jul-2014	19-Jul-2014	19-Jul-2014
EPH CWG (Aromatic) GC (S)	19-Jul-2014	19-Jul-2014	19-Jul-2014	20-Jul-2014	19-Jul-2014	19-Jul-2014	19-Jul-2014	19-Jul-2014	19-Jul-2014	19-Jul-2014
GRO by GC-FID (S)	18-Jul-2014	19-Jul-2014	18-Jul-2014	18-Jul-2014	18-Jul-2014	18-Jul-2014	18-Jul-2014	18-Jul-2014	18-Jul-2014	18-Jul-2014
Metals in solid samples by OES	14-Jul-2014	14-Jul-2014	17-Jul-2014	16-Jul-2014	16-Jul-2014	16-Jul-2014	17-Jul-2014	16-Jul-2014	17-Jul-2014	17-Jul-2014
PAH by GCMS	11-Jul-2014	15-Jul-2014	19-Jul-2014	15-Jul-2014	11-Jul-2014	11-Jul-2014	17-Jul-2014	15-Jul-2014	17-Jul-2014	17-Jul-2014
pH	16-Jul-2014	16-Jul-2014	16-Jul-2014	17-Jul-2014	16-Jul-2014	16-Jul-2014	17-Jul-2014	16-Jul-2014	16-Jul-2014	17-Jul-2014
Sample description	09-Jul-2014	09-Jul-2014	10-Jul-2014	12-Jul-2014	09-Jul-2014	09-Jul-2014	14-Jul-2014	10-Jul-2014	09-Jul-2014	14-Jul-2014
TPH CWG GC (S)	19-Jul-2014	19-Jul-2014	19-Jul-2014	20-Jul-2014	19-Jul-2014	19-Jul-2014	19-Jul-2014	19-Jul-2014	19-Jul-2014	19-Jul-2014

Lab Sample No(s)	9565453	9566050	9566046	9565408	9566062	9566066	9565412	9565416	9565420	9565498
Customer Sample Ref.	IP411	IP412	IP413	IP422	IP422	IP422	IP423	IP423	IP423	IP424
AGS Ref.										
Depth	1.50	0.50	0.50	2.50	0.50	1.50	0.50	1.50	2.50	0.50
Type	SOLID	SOLID	SOLID	SOLID	SOLID	SOLID	SOLID	SOLID	SOLID	SOLID
Asbestos ID in Solid Samples		21-Jul-2014	21-Jul-2014		21-Jul-2014		21-Jul-2014			21-Jul-2014
EPH CWG (Aliphatic) GC (S)	19-Jul-2014	19-Jul-2014	19-Jul-2014	19-Jul-2014	19-Jul-2014	19-Jul-2014	19-Jul-2014	19-Jul-2014	19-Jul-2014	19-Jul-2014
EPH CWG (Aromatic) GC (S)	19-Jul-2014	19-Jul-2014	19-Jul-2014	19-Jul-2014	19-Jul-2014	19-Jul-2014	19-Jul-2014	19-Jul-2014	20-Jul-2014	19-Jul-2014
GRO by GC-FID (S)	18-Jul-2014	18-Jul-2014	18-Jul-2014	18-Jul-2014	19-Jul-2014	19-Jul-2014	18-Jul-2014	18-Jul-2014	18-Jul-2014	18-Jul-2014
Metals in solid samples by OES	16-Jul-2014	17-Jul-2014	17-Jul-2014	16-Jul-2014	17-Jul-2014	16-Jul-2014	17-Jul-2014	16-Jul-2014	17-Jul-2014	16-Jul-2014
PAH by GCMS	15-Jul-2014	16-Jul-2014	16-Jul-2014	17-Jul-2014	16-Jul-2014	17-Jul-2014	16-Jul-2014	17-Jul-2014	17-Jul-2014	15-Jul-2014
pH	16-Jul-2014	17-Jul-2014	17-Jul-2014	16-Jul-2014	21-Jul-2014	16-Jul-2014	17-Jul-2014	16-Jul-2014	16-Jul-2014	17-Jul-2014
Sample description	10-Jul-2014	14-Jul-2014	14-Jul-2014	09-Jul-2014	14-Jul-2014	09-Jul-2014	14-Jul-2014	09-Jul-2014	09-Jul-2014	12-Jul-2014
Total Organic Carbon			16-Jul-2014							
TPH CWG GC (S)	19-Jul-2014	19-Jul-2014	19-Jul-2014	19-Jul-2014	19-Jul-2014	19-Jul-2014	19-Jul-2014	19-Jul-2014	20-Jul-2014	19-Jul-2014

Lab Sample No(s)	9565502	9565506	9565510	9566030	9566002	9566006	9566010	9566014	9566018	9566022
Customer Sample Ref.	IP424	IP424	IP424	IP425	IP434	IP434	IP434	IP435	IP435	IP435
AGS Ref.										
Depth	1.50	2.50	3.50	0.50	0.50	1.50	1.80	0.50	1.50	2.50
Type	SOLID	SOLID	SOLID	SOLID	SOLID	SOLID	SOLID	SOLID	SOLID	SOLID
Asbestos ID in Solid Samples				21-Jul-2014	21-Jul-2014			21-Jul-2014		
EPH CWG (Aliphatic) GC (S)	19-Jul-2014	19-Jul-2014	19-Jul-2014	19-Jul-2014	19-Jul-2014	19-Jul-2014	19-Jul-2014	19-Jul-2014	19-Jul-2014	19-Jul-2014
EPH CWG (Aromatic) GC (S)	19-Jul-2014	19-Jul-2014	19-Jul-2014	20-Jul-2014	20-Jul-2014	19-Jul-2014	19-Jul-2014	19-Jul-2014	19-Jul-2014	19-Jul-2014
GRO by GC-FID (S)	18-Jul-2014	18-Jul-2014	18-Jul-2014	18-Jul-2014	18-Jul-2014	18-Jul-2014	18-Jul-2014	18-Jul-2014	18-Jul-2014	18-Jul-2014
Metals in solid samples by OES	17-Jul-2014	17-Jul-2014	16-Jul-2014	17-Jul-2014	17-Jul-2014	16-Jul-2014	16-Jul-2014	17-Jul-2014	16-Jul-2014	16-Jul-2014
PAH by GCMS	15-Jul-2014	15-Jul-2014	15-Jul-2014	15-Jul-2014	15-Jul-2014	11-Jul-2014	11-Jul-2014	16-Jul-2014	16-Jul-2014	16-Jul-2014
pH	16-Jul-2014	16-Jul-2014	16-Jul-2014	17-Jul-2014	17-Jul-2014	16-Jul-2014	16-Jul-2014	17-Jul-2014	16-Jul-2014	16-Jul-2014
Sample description	09-Jul-2014	09-Jul-2014	09-Jul-2014	12-Jul-2014	12-Jul-2014	09-Jul-2014	09-Jul-2014	14-Jul-2014	10-Jul-2014	10-Jul-2014
TPH CWG GC (S)	19-Jul-2014	19-Jul-2014	19-Jul-2014	20-Jul-2014	20-Jul-2014	19-Jul-2014	19-Jul-2014	19-Jul-2014	19-Jul-2014	19-Jul-2014

Lab Sample No(s)	9565482	9565486	9565490	9565457	9565462	9565466	9565432	9565436	9565440	9565424
Customer Sample Ref.	IP437	IP437	IP437	IP438	IP438	IP438	IP439	IP439	IP439	IP440
AGS Ref.										
Depth	0.50	1.50	2.50	0.50	1.50	2.50	0.50	1.50	2.50	0.50
Type	SOLID	SOLID	SOLID	SOLID	SOLID	SOLID	SOLID	SOLID	SOLID	SOLID
Asbestos ID in Solid Samples	21-Jul-2014			21-Jul-2014						21-Jul-2014
EPH CWG (Aliphatic) GC (S)	19-Jul-2014	19-Jul-2014	19-Jul-2014	19-Jul-2014	19-Jul-2014	19-Jul-2014	19-Jul-2014	19-Jul-2014	19-Jul-2014	19-Jul-2014
EPH CWG (Aromatic) GC (S)	19-Jul-2014	19-Jul-2014	19-Jul-2014	20-Jul-2014	19-Jul-2014	19-Jul-2014	19-Jul-2014	19-Jul-2014	19-Jul-2014	19-Jul-2014
GRO by GC-FID (S)	18-Jul-2014	18-Jul-2014	18-Jul-2014	18-Jul-2014	18-Jul-2014	18-Jul-2014	18-Jul-2014	18-Jul-2014	18-Jul-2014	18-Jul-2014
Metals in solid samples by OES	16-Jul-2014	16-Jul-2014	16-Jul-2014	17-Jul-2014	16-Jul-2014	16-Jul-2014	16-Jul-2014	16-Jul-2014	16-Jul-2014	17-Jul-2014
PAH by GCMS	15-Jul-2014	15-Jul-2014	15-Jul-2014	15-Jul-2014	17-Jul-2014	17-Jul-2014	17-Jul-2014	16-Jul-2014	16-Jul-2014	16-Jul-2014
pH	16-Jul-2014	16-Jul-2014	16-Jul-2014	18-Jul-2014	16-Jul-2014	16-Jul-2014	16-Jul-2014	17-Jul-2014	16-Jul-2014	17-Jul-2014
Sample description	12-Jul-2014	09-Jul-2014	09-Jul-2014	12-Jul-2014	09-Jul-2014	09-Jul-2014	09-Jul-2014	09-Jul-2014	09-Jul-2014	14-Jul-2014
Total Organic Carbon										16-Jul-2014
TPH CWG GC (S)	19-Jul-2014	19-Jul-2014	19-Jul-2014	20-Jul-2014	19-Jul-2014	19-Jul-2014	19-Jul-2014	19-Jul-2014	19-Jul-2014	19-Jul-2014

CERTIFICATE OF ANALYSIS

SDG:	140706-12	**Location:**	Coed Darcy	**Order Number:**	CD0732
Job:	H_ATKINS_LDC-224	**Customer:**	Atkins Global Ltd	**Report Number:**	278495
Client Reference:	Site Wide Trial Pitting	**Attention:**	Jack Lowrie	**Superseded Report:**	277575

Lab Sample No(s)	9565428	9565990	9565994	9565998
Customer Sample Ref.	IP440	IP449	IP449	IP449
AGS Ref.				
Depth	1.50	0.50	1.50	2.30
Type	SOLID	SOLID	SOLID	SOLID
Asbestos ID in Solid Samples		21-Jul-2014		
EPH CWG (Aliphatic) GC (S)	19-Jul-2014	19-Jul-2014	19-Jul-2014	19-Jul-2014
EPH CWG (Aromatic) GC (S)	19-Jul-2014	19-Jul-2014	19-Jul-2014	19-Jul-2014
GRO by GC-FID (S)	18-Jul-2014	19-Jul-2014	19-Jul-2014	19-Jul-2014
Metals in solid samples by OES	16-Jul-2014	17-Jul-2014	16-Jul-2014	16-Jul-2014
PAH by GCMS	17-Jul-2014	16-Jul-2014	18-Jul-2014	18-Jul-2014
pH	16-Jul-2014	17-Jul-2014	16-Jul-2014	17-Jul-2014
Sample description	09-Jul-2014	14-Jul-2014	10-Jul-2014	11-Jul-2014
Total Organic Carbon		16-Jul-2014		
TPH CWG GC (S)	19-Jul-2014	19-Jul-2014	19-Jul-2014	19-Jul-2014

SDG:	140706-12	**Location:**	Coed Darcy	**Order Number:**	CD0732
Job:	H_ATKINS_LDC-224	**Customer:**	Atkins Global Ltd	**Report Number:**	278495
Client Reference:	Site Wide Trial Pitting	**Attention:**	Jack Lowrie	**Superseded Report:**	277575

Appendix
General

1. Results are expressed on a dry weight basis (dried at 35ºC) for all soil analyses except for the following: NRA and CEN Leach tests, flash point LOI, pH, ammonium as NH4 by the BRE method, VOC TICS and SVOC TICS.

2. Samples will be run in duplicate upon request, but an additional charge may be incurred.

3. If sufficient sample is received a sub sample will be retained free of charge for 30 days after analysis is completed (e-mailed) for all sample types unless the sample is destroyed on testing. The prepared soil sub sample that is analysed for asbestos will be retained for a period of 6 months after the analysis date. All bulk samples will be retained for a period of 6 months after the analysis date. All samples received and not scheduled will be disposed of one month after the date of receipt unless we are instructed to the contrary. Once the initial period has expired, a storage charge will be applied for each month or part thereof until the client cancels the request for sample storage. ALcontrol Laboratories reserve the right to charge for samples received and stored but not analysed.

4. With respect to turnaround, we will always endeavour to meet client requirements wherever possible, but turnaround times cannot be absolutely guaranteed due to so many variables beyond our control.

5. We take responsibility for any test performed by sub-contractors (marked with an asterisk). We endeavour to use UKAS/MCERTS Accredited Laboratories, who either complete a quality questionnaire or are audited by ourselves. For some determinands there are no UKAS/MCERTS Accredited Laboratories, in this instance a laboratory with a known track record will be utilised.

6. When requested, the individual sub sample scheduled will be analysed in house for the presence of asbestos fibres and asbestos containing material by our documented in house method TM048 based on HSG 248 (2005), which is accredited to ISO17025. If a specific asbestos fibre type is not found this will be reported as “Not detected”. If no asbestos fibre types are found all will be reported as “Not detected” and the sub sample analysed deemed to be clear of asbestos. If an asbestos fibre type is found it will be reported as detected (for each fibre type found). Testing can be carried out on asbestos positive samples, but, due to Health and Safety considerations, may be replaced by alternative tests or reported as No Determination Possible. The quantity of asbestos present is not determined unless specifically requested.

7. If no separate volatile sample is supplied by the client, or if a headspace or sediment is present in the volatile sample, the integrity of the data may be compromised. This will be flagged up as an invalid VOC on the test schedule and the result marked as deviating on the test certificate.

8. If appropriate preserved bottles are not received preservation will take place on receipt. However, the integrity of the data may be compromised.

9. NDP -No determination possible due to insufficient/unsuitable sample.

10. Metals in water are performed on a filtered sample, and therefore represent dissolved metals -total metals must be requested separately.

11. Results relate only to the items tested.

12. LODs for wet tests reported on a dry weight basis are not corrected for moisture content.

13. **Surrogate recoveries** -Most of our organic methods include surrogates, the recovery of which is monitored and reported. For EPH, MO, PAH, GRO and VOCs on soils the result is not surrogate corrected, but a percentage recovery is quoted. Acceptable limits for most organic methods are 70 -130 %.

14. **Product analyses** -Organic analyses on products can only be semi-quantitative due to the matrix effects and high dilution factors
employed.

15. Phenols monohydric by HPLC include phenol, cresols (2-Methylphenol, 3-Methylphenol and 4-Methylphenol) and Xylenols (2,3 Dimethylphenol, 2,4 Dimethylphenol, 2,5 Dimethylphenol, 2,6 Dimethylphenol, 3,4 Dimethyphenol, 3,5 Dimethylphenol).

16. Total of 5 speciated phenols by HPLC includes Phenol, 2,3,5-Trimethyl Phenol, 2-Isopropylphenol, Cresols and Xylenols (as detailed in 15).

17. Stones/debris are not routinely removed. We always endeavour to take a representative sub sample from the received sample.

18. In certain circumstances the method detection limit may be elevated due to the sample being outside the calibration range. Other factors that may contribute to this include possible interferences. In both cases the sample would be diluted which would cause the method detection limit to be raised.

19. Mercury results quoted on soils will not include volatile mercury as the analysis is performed on a dried and crushed sample.

20. For the BSEN 12457-3 two batch process to allow the cumulative release to be calculated, the volume of the leachate produced is measured and filtered for all tests. We therefore cannot carry out any unfiltered analysis. The tests affected include volatiles GCFID/GCMS and all subcontracted analysis.

21. For all leachate preparations (NRA, DIN, TCLP, BSEN 12457-1, 2, 3) volatile loss may occur, as we do not employ zero headspace extraction.

22. We are accredited to MCERTS for sand, clay and loam/topsoil, or any of these materials - whether these are derived from naturally occurring soil profiles, or from fill/made ground, as long as these materials constitute the major part of the sample. Other coarse granular material such as concrete, gravel and brick are not accredited if they comprise the major part of the sample.

23. Analysis and identification of specific compounds using GCFID is by retention time only, and we routinely calibrate and quantify for benzene, toluene, ethylbenzenes and xylenes (BTEX). For total volatiles in the C5-C12 range, the total area of the chromatogram is integrated and expressed as ug/kg or ug/l. Although this analysis is commonly used for the quantification of gasoline range organics (GRO), the system will also detect other compounds such as chlorinated solvents, and this may lead to a falsely high result with respect to hydrocarbons only. It is not possible to specifically identify these non-hydrocarbons, as standards are not routinely run for any other compounds, and for more definitive identification, volatiles by GCMS should be utilised.

Sample Deviations

1	Container with Headspace provided for volatiles analysis
2	Incorrect container received
3	Deviation from method
4	Holding time exceeded before sample received
5	Samples exceeded holding time before presevation was performed
§	Sampled on date not provided
♦	Sample holding time exceeded in laboratory
@	Sample holding time exceeded due to sampled on date
&	Sample Holding Time exceeded - Late arrival of instructions.

Asbestos

Identification of Asbestos in Bulk Materials & Soils

The results for identification of asbestos in bulk materials are obtained from supplied bulk materials which have been examined to determine the presence of asbestos fibres using Alcontrol Laboratories (Hawarden) in-house method of transmitted/polarised light microscopy and central stop dispersion staining, based on HSG 248 (2005).

The results for identification of asbestos in soils are obtained from a homogenised sub sample which has been examined to determine the presence of asbestos fibres using Alcontrol Laboratories (Hawarden) in-house method of transmitted/polarised light microscopy and central stop dispersion staining, based on HSG 248 (2005).

Asbestos Type	Common Name
Chrysotile	White Asbestos
Amosite	Brown Asbestos
Crocidolite	Blue Asbestos
Fibrous Actinolite	-
Fibrous Anthophyllite	-
Fibrous Tremolite	-

Visual Estimation Of Fibre Content

Estimation of fibre content is not permitted as part of our UKAS accredited test other than: -
Trace -Where only one or two asbestos fibres were identified.

Further guidance on typical asbestos fibre content of manufactured products can be found in HSG 264.

The identification of asbestos containing materials and soils falls within our schedule of tests for which we hold UKAS accreditation, however opinions, interpretations and all other information contained in the report are outside the scope of UKAS accreditation.

ALcontrol Laboratories

Unit 7-8 Hawarden Business Park
Manor Road (off Manor Lane)
Hawarden
Deeside
CH5 3US
Tel: (01244) 528700
Fax: (01244) 528701
email: mkt@alcontrol.com
Website: www.alcontrol.com

Atkins Global Ltd
Project Jonah site office
Llan Coed House
Suite 24
Coed Darcy
Llandarcy
SA10 6HJ

Attention: Jack Lowrie

CERTIFICATE OF ANALYSIS

Date:	19 July 2014
Customer:	H_ATKINS_LDC
Sample Delivery Group (SDG):	140706-11
Your Reference:	Site Wide Trial Pitting
Location:	Coed Darcy
Report No:	277388

We received 71 samples on Sunday July 06, 2014 and 71 of these samples were scheduled for analysis which was completed on Friday July 18, 2014. Accredited laboratory tests are defined within the report, but opinions, interpretations and on-site data expressed herein are outside the scope of ISO 17025 accreditation.

Should this report require incorporation into client reports, it must be used in its entirety and not simply with the data sections alone.

All chemical testing (unless subcontracted) is performed at ALcontrol Hawarden Laboratories.

Approved By:



Sonia McWhan

Operations Manager

Alcontrol Laboratories is a trading division of ALcontrol UK Limited
Registered Office: Units 7 & 8 Hawarden Business Park, Manor Road, Hawarden, Deeside, CH5 3US. Registered in England and Wales No.

CERTIFICATE OF ANALYSIS

SDG:	140706-11	**Location:**	Coed Darcy	**Order Number:**	CD0733
Job:	H_ATKINS_LDC-224	**Customer:**	Atkins Global Ltd	**Report Number:**	277388
Client Reference:	Site Wide Trial Pitting	**Attention:**	Jack Lowrie	**Superseded Report:**	

Received Sample Overview

Lab Sample No(s)	Customer Sample Ref.	AGS Ref.	Depth (m)	Sampled Date
9565375	IP051		0.50	04/07/2014
9565384	IP051		1.50	04/07/2014
9565388	IP051		2.50	04/07/2014
9565340	IP054		0.50	04/07/2014
9565345	IP054		1.50	04/07/2014
9565349	IP054		2.50	04/07/2014
9565353	IP054		3.50	04/07/2014
9565357	IP054		4.50	04/07/2014
9565361	IP127		0.50	04/07/2014
9565366	IP127		1.50	04/07/2014
9565370	IP127		2.50	04/07/2014
9565283	IP283		0.50	04/07/2014
9565332	IP283		1.50	04/07/2014
9565380	IP283		2.50	04/07/2014
9565392	IP284		0.50	04/07/2014
9565396	IP284		1.50	04/07/2014
9565095	IP285		0.50	04/07/2014
9565099	IP285		1.50	04/07/2014
9565103	IP285		2.50	04/07/2014
9565091	IP386		0.50	04/07/2014
9565135	IP386		1.50	04/07/2014
9565185	IP400		0.50	04/07/2014
9565233	IP400		1.50	04/07/2014
9565211	IP401		0.50	04/07/2014
9565216	IP401		1.50	04/07/2014
9565220	IP401		2.50	04/07/2014
9565224	IP401		3.50	04/07/2014
9565228	IP401		3.90	04/07/2014
9565127	IP402		0.50	04/07/2014
9565131	IP402		1.50	04/07/2014
9565140	IP402		2.50	04/07/2014
9565146	IP402		3.50	04/07/2014
9565107	IP406		0.50	04/07/2014
9565111	IP406		1.50	04/07/2014
9565115	IP406		2.50	04/07/2014
9565119	IP406		3.50	04/07/2014
9565123	IP406		4.50	04/07/2014
9565176	IP408		0.50	04/07/2014
9565180	IP408		1.50	04/07/2014
9565189	IP408		2.50	04/07/2014
9565193	IP409		0.50	04/07/2014
9565198	IP409		1.50	04/07/2014
9565203	IP409		1.90	04/07/2014
9565207	IP409		2.50	04/07/2014
9565150	IP426		0.50	04/07/2014
9565154	IP426		1.50	04/07/2014
9565158	IP433		0.50	04/07/2014
9565162	IP433		1.50	04/07/2014
9565167	IP433		2.50	04/07/2014
9565171	IP433		3.00	04/07/2014
9565264	IP436		0.50	04/07/2014
9565269	IP436		1.50	04/07/2014
9565274	IP436		2.20	04/07/2014
9565250	IP448		0.50	04/07/2014
9565255	IP448		1.50	04/07/2014
9565260	IP448		2.50	04/07/2014

CERTIFICATE OF ANALYSIS

SDG:	140706-11	**Location:**	Coed Darcy	**Order Number:**	CD0733
Job:	H_ATKINS_LDC-224	**Customer:**	Atkins Global Ltd	**Report Number:**	277388
Client Reference:	Site Wide Trial Pitting	**Attention:**	Jack Lowrie	**Superseded Report:**	

9565237	IP456	0.50	04/07/2014
9565241	IP456	1.50	04/07/2014
9565246	IP456	2.30	04/07/2014
9565278	IP459	0.50	04/07/2014
9565287	IP459	1.50	04/07/2014
9565292	IP459	2.50	04/07/2014
9565296	IP459	3.60	04/07/2014
9565300	IP460	0.50	04/07/2014
9565305	IP460	1.50	04/07/2014
9565309	IP460	2.50	04/07/2014
9565314	IP461	0.50	04/07/2014
9565320	IP461	1.50	04/07/2014
9565324	IP461	2.50	04/07/2014
9565328	IP461	3.50	04/07/2014
9565336	IP461	4.30	04/07/2014

Only received samples which have had analysis scheduled will be shown on the following pages.

CERTIFICATE OF ANALYSIS

SDG:	140706-11	**Location:**	Coed Darcy	**Order Number:**	CD0733
Job:	H_ATKINS_LDC-224	**Customer:**	Atkins Global Ltd	**Report Number:**	277388
Client Reference:	Site Wide Trial Pitting	**Attention:**	Jack Lowrie	**Superseded Report:**	

SOLID

Results Legend

X — **Test**

N — **No Determination Possible**

Lab Sample No(s)			9565375			9565384			9565388			9565340			9565345			9565349			9565353			9565357			9565361			9565366			9565370			9565283			9565332			9565380
Customer Sample Reference			IP051			IP051			IP051			IP054			IP054			IP054			IP054			IP054			IP127			IP127			IP127			IP283			IP283			IP283
AGS Reference																																										
Depth (m)			0.50			1.50			2.50			0.50			1.50			2.50			3.50			4.50			0.50			1.50			2.50			0.50			1.50			2.50
Container			250g Amber Jar (AL	400g Tub (ALE214)	60g VOC (ALE215)	250g Amber Jar (AL	400g Tub (ALE214)	60g VOC (ALE215)	250g Amber Jar (AL	400g Tub (ALE214)	60g VOC (ALE215)	250g Amber Jar (AL	400g Tub (ALE214)	60g VOC (ALE215)	250g Amber Jar (AL	400g Tub (ALE214)	60g VOC (ALE215)	250g Amber Jar (AL	400g Tub (ALE214)	60g VOC (ALE215)	250g Amber Jar (AL	400g Tub (ALE214)	60g VOC (ALE215)	250g Amber Jar (AL	400g Tub (ALE214)	60g VOC (ALE215)	250g Amber Jar (AL	400g Tub (ALE214)	60g VOC (ALE215)	250g Amber Jar (AL	400g Tub (ALE214)	60g VOC (ALE215)	250g Amber Jar (AL	400g Tub (ALE214)	60g VOC (ALE215)	250g Amber Jar (AL	400g Tub (ALE214)	60g VOC (ALE215)	250g Amber Jar (AL	400g Tub (ALE214)	60g VOC (ALE215)	250g Amber Jar (AL
Asbestos ID in Solid Samples	All	NDPs: 0 Tests: 21		X									X																X								X					
EPH CWG (Aliphatic) GC (S)	All	NDPs: 0 Tests: 71	X			X			X			X			X			X			X			X			X			X			X			X			X			X
EPH CWG (Aromatic) GC (S)	All	NDPs: 0 Tests: 71	X			X			X			X			X			X			X			X			X			X			X			X			X			X
GRO by GC-FID (S)	All	NDPs: 0 Tests: 71			X			X			X			X			X			X			X			X			X			X			X			X			X	
Metals in solid samples by OES	All	NDPs: 0 Tests: 71	X			X			X			X			X			X			X			X			X			X			X			X			X			X
PAH by GCMS	All	NDPs: 0 Tests: 71	X			X			X			X			X			X			X			X			X			X			X			X			X			X
pH	All	NDPs: 0 Tests: 71		X			X			X			X			X			X			X			X			X			X			X			X			X		
Sample description	All	NDPs: 0 Tests: 71	X			X			X			X			X			X			X			X			X			X			X			X			X			X
Total Organic Carbon	All	NDPs: 0 Tests: 5																																	X						
TPH CWG GC (S)	All	NDPs: 0 Tests: 71	X			X			X			X			X			X			X			X			X			X			X			X			X			X

ALcontrol Laboratories

Validated

CERTIFICATE OF ANALYSIS

SDG:	140706-11	**Location:**	Coed Darcy	**Order Number:**	CD0733
Job:	H_ATKINS_LDC-224	**Customer:**	Atkins Global Ltd	**Report Number:**	277388
Client Reference:	Site Wide Trial Pitting	**Attention:**	Jack Lowrie	**Superseded Report:**	

SOLID

Results Legend

X Test

N No Determination Possible

		Lab Sample No(s)	9565380		9565392			9565396			9565095			9565099			9565103			9565091			9565135			9565185			9565233			9565211			9565216			9565220			9565224	
		Customer Sample Reference	IP283		IP284			IP284			IP285			IP285			IP285			IP386			IP386			IP400			IP400			IP401			IP401			IP401			IP401	
		AGS Reference																																								
		Depth (m)	2.50		0.50			1.50			0.50			1.50			2.50			0.50			1.50			0.50			1.50			0.50			1.50			2.50			3.50	
		Container	400g Tub (ALE214)	60g VOC (ALE215)	250g Amber Jar (AL	400g Tub (ALE214)	60g VOC (ALE215)	250g Amber Jar (AL	400g Tub (ALE214)	60g VOC (ALE215)	250g Amber Jar (AL	400g Tub (ALE214)	60g VOC (ALE215)	250g Amber Jar (AL	400g Tub (ALE214)	60g VOC (ALE215)	250g Amber Jar (AL	400g Tub (ALE214)	60g VOC (ALE215)	250g Amber Jar (AL	400g Tub (ALE214)	60g VOC (ALE215)	250g Amber Jar (AL	400g Tub (ALE214)	60g VOC (ALE215)	250g Amber Jar (AL	400g Tub (ALE214)	60g VOC (ALE215)	250g Amber Jar (AL	400g Tub (ALE214)	60g VOC (ALE215)	250g Amber Jar (AL	400g Tub (ALE214)	60g VOC (ALE215)	250g Amber Jar (AL	400g Tub (ALE214)	60g VOC (ALE215)	250g Amber Jar (AL	400g Tub (ALE214)	60g VOC (ALE215)	250g Amber Jar (AL	400g Tub (ALE214)
Asbestos ID in Solid Samples	All	NDPs: 0 Tests: 21				X						X									X						X						X									
EPH CWG (Aliphatic) GC (S)	All	NDPs: 0 Tests: 71			X			X			X			X			X			X			X			X			X			X			X			X			X	
EPH CWG (Aromatic) GC (S)	All	NDPs: 0 Tests: 71			X			X			X			X			X			X			X			X			X			X			X			X			X	
GRO by GC-FID (S)	All	NDPs: 0 Tests: 71		X			X			X			X			X			X			X			X			X			X			X			X			X		
Metals in solid samples by OES	All	NDPs: 0 Tests: 71			X			X			X			X			X			X			X			X			X			X			X			X			X	
PAH by GCMS	All	NDPs: 0 Tests: 71			X			X			X			X			X			X			X			X			X			X			X			X			X	
pH	All	NDPs: 0 Tests: 71	X			X			X			X			X			X			X			X			X			X			X			X			X			X
Sample description	All	NDPs: 0 Tests: 71			X			X			X			X			X			X			X			X			X			X			X			X			X	
Total Organic Carbon	All	NDPs: 0 Tests: 5												X																												
TPH CWG GC (S)	All	NDPs: 0 Tests: 71			X			X			X			X			X			X			X			X			X			X			X			X			X	

ALcontrol Laboratories

CERTIFICATE OF ANALYSIS

Validated

SDG:	140706-11	**Location:**	Coed Darcy	**Order Number:**	CD0733
Job:	H_ATKINS_LDC-224	**Customer:**	Atkins Global Ltd	**Report Number:**	277388
Client Reference:	Site Wide Trial Pitting	**Attention:**	Jack Lowrie	**Superseded Report:**	

SOLID

Results Legend

- X = Test
- N = No Determination Possible

Lab Sample No(s)			9565224			9565228			9565127			9565131			9565140			9565146			9565107			9565111			9565115			9565119			9565123			9565176			9565180			9565189
Customer Sample Reference			IP401			IP401			IP402			IP402			IP402			IP402			IP406			IP406			IP406			IP406			IP406			IP408			IP408			IP408
AGS Reference																																											
Depth (m)			3.50			3.90			0.50			1.50			2.50			3.50			0.50			1.50			2.50			3.50			4.50			0.50			1.50			2.50
Container			60g VOC (ALE215)	250g Amber Jar (AL	400g Tub (ALE214)	60g VOC (ALE215)	250g Amber Jar (AL	400g Tub (ALE214)	60g VOC (ALE215)	250g Amber Jar (AL	400g Tub (ALE214)	60g VOC (ALE215)	250g Amber Jar (AL	400g Tub (ALE214)	60g VOC (ALE215)	250g Amber Jar (AL	400g Tub (ALE214)	60g VOC (ALE215)	250g Amber Jar (AL	400g Tub (ALE214)	60g VOC (ALE215)	250g Amber Jar (AL	400g Tub (ALE214)	60g VOC (ALE215)	250g Amber Jar (AL	400g Tub (ALE214)	60g VOC (ALE215)	250g Amber Jar (AL	400g Tub (ALE214)	60g VOC (ALE215)	250g Amber Jar (AL	400g Tub (ALE214)	60g VOC (ALE215)	250g Amber Jar (AL	400g Tub (ALE214)	60g VOC (ALE215)	250g Amber Jar (AL	400g Tub (ALE214)	60g VOC (ALE215)	250g Amber Jar (AL	400g Tub (ALE214)	60g VOC (ALE215)
Asbestos ID in Solid Samples	All	NDPs: 0 Tests: 21						X												X																X							
EPH CWG (Aliphatic) GC (S)	All	NDPs: 0 Tests: 71		X			X			X			X			X			X			X			X			X			X			X			X			X		
EPH CWG (Aromatic) GC (S)	All	NDPs: 0 Tests: 71		X			X			X			X			X			X			X			X			X			X			X			X			X		
GRO by GC-FID (S)	All	NDPs: 0 Tests: 71	X			X			X			X			X			X			X			X			X			X			X			X			X			X
Metals in solid samples by OES	All	NDPs: 0 Tests: 71		X			X			X			X			X			X			X			X			X			X			X			X			X		
PAH by GCMS	All	NDPs: 0 Tests: 71		X			X			X			X			X			X			X			X			X			X			X			X			X		
pH	All	NDPs: 0 Tests: 71			X			X			X			X			X			X			X			X			X			X			X			X			X	
Sample description	All	NDPs: 0 Tests: 71		X			X			X			X			X			X			X			X			X			X			X			X			X		
TPH CWG GC (S)	All	NDPs: 0 Tests: 71		X			X			X			X			X			X			X			X			X			X			X			X			X		

CERTIFICATE OF ANALYSIS

SDG:	140706-11	**Location:**	Coed Darcy	**Order Number:**	CD0733
Job:	H_ATKINS_LDC-224	**Customer:**	Atkins Global Ltd	**Report Number:**	277388
Client Reference:	Site Wide Trial Pitting	**Attention:**	Jack Lowrie	**Superseded Report:**	

SOLID

Results Legend

X Test

N No Determination Possible

Lab Sample No(s)			9565193			9565198			9565203			9565207			9565150			9565154		9565158			9565162			9565167			9565171			9565264			9565269			9565274			9565250	
Customer Sample Reference			IP409			IP409			IP409			IP409			IP426			IP426		IP433			IP433			IP433			IP433			IP436			IP436			IP436			IP448	
AGS Reference																																											
Depth (m)			0.50			1.50			1.90			2.50			0.50			1.50		0.50			1.50			2.50			3.00			0.50			1.50			2.20			0.50	
Container			250g Amber Jar (AL	400g Tub (ALE214)	60g VOC (ALE215)	250g Amber Jar (AL	400g Tub (ALE214)	60g VOC (ALE215)	250g Amber Jar (AL	400g Tub (ALE214)	60g VOC (ALE215)	250g Amber Jar (AL	400g Tub (ALE214)	60g VOC (ALE215)	250g Amber Jar (AL	400g Tub (ALE214)	60g VOC (ALE215)	250g Amber Jar (AL	400g Tub (ALE214)	250g Amber Jar (AL	400g Tub (ALE214)	60g VOC (ALE215)	250g Amber Jar (AL	400g Tub (ALE214)	60g VOC (ALE215)	250g Amber Jar (AL	400g Tub (ALE214)	60g VOC (ALE215)	250g Amber Jar (AL	400g Tub (ALE214)	60g VOC (ALE215)	250g Amber Jar (AL	400g Tub (ALE214)	60g VOC (ALE215)	250g Amber Jar (AL	400g Tub (ALE214)	60g VOC (ALE215)	250g Amber Jar (AL	400g Tub (ALE214)	60g VOC (ALE215)	250g Amber Jar (AL	400g Tub (ALE214)
Asbestos ID in Solid Samples	All	NDPs: 0 Tests: 21		X												X					X												X									X
EPH CWG (Aliphatic) GC (S)	All	NDPs: 0 Tests: 71	X			X			X			X			X			X		X			X			X			X			X			X			X			X	
EPH CWG (Aromatic) GC (S)	All	NDPs: 0 Tests: 71	X			X			X			X			X			X		X			X			X			X			X			X			X			X	
GRO by GC-FID (S)	All	NDPs: 0 Tests: 71			X			X			X			X			X	X				X			X			X			X			X			X			X		
Metals in solid samples by OES	All	NDPs: 0 Tests: 71	X			X			X			X			X			X		X			X			X			X			X			X			X			X	
PAH by GCMS	All	NDPs: 0 Tests: 71	X			X			X			X			X			X		X			X			X			X			X			X			X			X	
pH	All	NDPs: 0 Tests: 71		X			X			X			X			X			X		X			X			X			X			X			X			X			X
Sample description	All	NDPs: 0 Tests: 71	X			X			X			X			X			X		X			X			X			X			X			X			X			X	
Total Organic Carbon	All	NDPs: 0 Tests: 5	X						X						X																											
TPH CWG GC (S)	All	NDPs: 0 Tests: 71	X			X			X			X			X			X		X			X			X			X			X			X			X			X	

ALcontrol Laboratories

CERTIFICATE OF ANALYSIS

Validated

SDG:	140706-11	**Location:**	Coed Darcy	**Order Number:**	CD0733
Job:	H_ATKINS_LDC-224	**Customer:**	Atkins Global Ltd	**Report Number:**	277388
Client Reference:	Site Wide Trial Pitting	**Attention:**	Jack Lowrie	**Superseded Report:**	

SOLID

Results Legend

- X Test
- N No Determination Possible

Lab Sample No(s)	9565250	9565255	9565260	9565237	9565241	9565246	9565278	9565287	9565292	9565296	9565300	9565305	9565309	9565314
Customer Sample Reference	IP448	IP448	IP448	IP456	IP456	IP456	IP459	IP459	IP459	IP459	IP460	IP460	IP460	IP461
AGS Reference														
Depth (m)	0.50	1.50	2.50	0.50	1.50	2.30	0.50	1.50	2.50	3.60	0.50	1.50	2.50	0.50

Container			60g VOC (ALE215)	250g Amber Jar (AL	400g Tub (ALE214)	60g VOC (ALE215)	250g Amber Jar (AL	400g Tub (ALE214)	60g VOC (ALE215)	250g Amber Jar (AL	400g Tub (ALE214)	60g VOC (ALE215)	250g Amber Jar (AL	400g Tub (ALE214)	60g VOC (ALE215)	250g Amber Jar (AL	400g Tub (ALE214)	60g VOC (ALE215)	250g Amber Jar (AL	400g Tub (ALE214)	60g VOC (ALE215)	250g Amber Jar (AL	400g Tub (ALE214)	60g VOC (ALE215)	250g Amber Jar (AL	400g Tub (ALE214)	60g VOC (ALE215)	250g Amber Jar (AL	400g Tub (ALE214)	60g VOC (ALE215)	250g Amber Jar (AL	400g Tub (ALE214)	60g VOC (ALE215)	250g Amber Jar (AL	400g Tub (ALE214)	60g VOC (ALE215)	250g Amber Jar (AL	400g Tub (ALE214)	60g VOC (ALE215)	250g Amber Jar (AL	400g Tub (ALE214)	60g VOC (ALE215)
Asbestos ID in Solid Samples	All	NDPs: 0 Tests: 21									X									X												X									X	
EPH CWG (Aliphatic) GC (S)	All	NDPs: 0 Tests: 71		X			X			X			X			X			X			X			X			X			X			X			X			X		
EPH CWG (Aromatic) GC (S)	All	NDPs: 0 Tests: 71		X			X			X			X			X			X			X			X			X			X			X			X			X		
GRO by GC-FID (S)	All	NDPs: 0 Tests: 71	X			X			X			X			X			X			X			X			X			X			X			X			X			X
Metals in solid samples by OES	All	NDPs: 0 Tests: 71		X			X			X			X			X			X			X			X			X			X			X			X			X		
PAH by GCMS	All	NDPs: 0 Tests: 71		X			X			X			X			X			X			X			X			X			X			X			X			X		
pH	All	NDPs: 0 Tests: 71			X			X			X			X			X			X			X			X			X			X			X			X			X	
Sample description	All	NDPs: 0 Tests: 71		X			X			X			X			X			X			X			X			X			X			X			X			X		
TPH CWG GC (S)	All	NDPs: 0 Tests: 71		X			X			X			X			X			X			X			X			X			X			X			X			X		

05:00:58 19/07/2014

CERTIFICATE OF ANALYSIS

SDG:	140706-11	**Location:**	Coed Darcy	**Order Number:**	CD0733
Job:	H_ATKINS_LDC-224	**Customer:**	Atkins Global Ltd	**Report Number:**	277388
Client Reference:	Site Wide Trial Pitting	**Attention:**	Jack Lowrie	**Superseded Report:**	

SOLID

Results Legend

X **Test**

N **No Determination Possible**

			Lab Sample No(s)	Customer Sample Reference	AGS Reference	Depth (m)	Container
			9565320	IP461		1.50	250g Amber Jar (AL
							400g Tub (ALE214)
							60g VOC (ALE215)
			9565324	IP461		2.50	250g Amber Jar (AL
							400g Tub (ALE214)
							60g VOC (ALE215)
			9565328	IP461		3.50	250g Amber Jar (AL
							400g Tub (ALE214)
							60g VOC (ALE215)
			9565336	IP461		4.30	250g Amber Jar (AL
							400g Tub (ALE214)
							60g VOC (ALE215)
EPH CWG (Aliphatic) GC (S)	All	NDPs: 0 Tests: 71	X	X	X	X	
EPH CWG (Aromatic) GC (S)	All	NDPs: 0 Tests: 71	X	X	X	X	
GRO by GC-FID (S)	All	NDPs: 0 Tests: 71		X	X	X	X
Metals in solid samples by OES	All	NDPs: 0 Tests: 71	X	X	X	X	
PAH by GCMS	All	NDPs: 0 Tests: 71	X	X	X	X	
pH	All	NDPs: 0 Tests: 71	X	X	X	X	
Sample description	All	NDPs: 0 Tests: 71	X	X	X	X	
TPH CWG GC (S)	All	NDPs: 0 Tests: 71	X	X	X	X	

CERTIFICATE OF ANALYSIS

SDG:	140706-11	**Location:**	Coed Darcy	**Order Number:**	CD0733
Job:	H_ATKINS_LDC-224	**Customer:**	Atkins Global Ltd	**Report Number:**	277388
Client Reference:	Site Wide Trial Pitting	**Attention:**	Jack Lowrie	**Superseded Report:**	

Sample Descriptions

Grain Sizes

very fine	<0.063mm	fine	0.063mm - 0.1mm	medium	0.1mm - 2mm	coarse	2mm - 10mm	very coarse	>10mm

Lab Sample No(s)	Customer Sample Ref.	Depth (m)	Colour	Description	Grain size	Inclusions	Inclusions 2
9565375	IP051	0.50	Dark Brown	Silt Loam	0.063 - 0.1 mm	Stones	Vegetation
9565384	IP051	1.50	Dark Brown	Sandy Loam	0.1 - 2 mm	Stones	Vegetation
9565388	IP051	2.50	Dark Brown	Loamy Sand	0.063 - 0.1 mm	Stones	None
9565340	IP054	0.50	Dark Brown	Sand	0.1 - 2 mm	Stones	Vegetation
9565345	IP054	1.50	Dark Brown	Loamy Sand	0.1 - 2 mm	Stones	Vegetation
9565349	IP054	2.50	Dark Brown	Sandy Clay	0.1 - 2 mm	Stones	None
9565353	IP054	3.50	Dark Brown	Sandy Clay	0.1 - 2 mm	Stones	Vegetation
9565357	IP054	4.50	Dark Brown	Sandy Clay	0.1 - 2 mm	Stones	Vegetation
9565361	IP127	0.50	Dark Brown	Silt Loam	0.063 - 0.1 mm	Stones	Vegetation
9565366	IP127	1.50	Dark Brown	Sandy Loam	0.1 - 2 mm	Vegetation	Stones
9565370	IP127	2.50	Dark Brown	Loamy Sand	0.063 - 0.1 mm	Stones	Vegetation
9565283	IP283	0.50	Light Brown	Loamy Sand	0.1 - 2 mm	Stones	Vegetation
9565332	IP283	1.50	Dark Brown	Sandy Clay Loam	0.1 - 2 mm	Vegetation	Stones
9565380	IP283	2.50	Dark Brown	Loamy Sand	0.063 - 0.1 mm	Stones	Vegetation
9565392	IP284	0.50	Light Brown	Sandy Clay Loam	0.1 - 2 mm	Stones	Vegetation
9565396	IP284	1.50	Dark Brown	Loamy Sand	0.063 - 0.1 mm	Stones	Vegetation
9565095	IP285	0.50	Dark Brown	Sand	0.1 - 2 mm	Stones	Vegetation
9565099	IP285	1.50	Dark Brown	Stone/Soil	0.1 - 2 mm	Stones	None
9565103	IP285	2.50	Dark Brown	Sand	0.1 - 2 mm	Stones	Oil/Petroleum
9565091	IP386	0.50	Dark Brown	Loamy Sand	0.1 - 2 mm	Stones	Vegetation
9565135	IP386	1.50	Dark Brown	Loamy Sand	0.063 - 0.1 mm	Stones	Vegetation
9565185	IP400	0.50	Dark Brown	Loamy Sand	0.1 - 2 mm	Stones	None
9565233	IP400	1.50	Dark Brown	Loamy Sand	0.063 - 0.1 mm	Stones	None
9565211	IP401	0.50	Dark Brown	Sandy Clay Loam	0.1 - 2 mm	Stones	Vegetation
9565216	IP401	1.50	Dark Brown	Sandy Loam	0.1 - 2 mm	N/A	Stones
9565220	IP401	2.50	Dark Brown	Sandy Loam	0.1 - 2 mm	Stones	None
9565224	IP401	3.50	Dark Brown	Loamy Sand	0.1 - 2 mm	Stones	Vegetation
9565228	IP401	3.90	Dark Brown	Loamy Sand	0.1 - 2 mm	Stones	Oil/Petroleum
9565127	IP402	0.50	Dark Brown	Sand	0.1 - 2 mm	Stones	None
9565131	IP402	1.50	Dark Brown	Sand	0.1 - 2 mm	Stones	Vegetation
9565140	IP402	2.50	Dark Brown	Loamy Sand	0.1 - 2 mm	Stones	Vegetation
9565146	IP402	3.50	Dark Brown	Sandy Loam	0.1 - 2 mm	Stones	None
9565107	IP406	0.50	Dark Brown	Silt Loam	0.063 - 0.1 mm	Stones	Vegetation
9565111	IP406	1.50	Dark Brown	Sand	0.1 - 2 mm	Stones	None
9565115	IP406	2.50	Dark Brown	Sand	0.1 - 2 mm	Stones	None
9565119	IP406	3.50	Dark Brown	Sand	0.1 - 2 mm	Stones	Vegetation
9565123	IP406	4.50	Dark Brown	Sand	0.1 - 2 mm	Stones	None
9565176	IP408	0.50	Dark Brown	Silt Loam	0.063 - 0.1 mm	Stones	None

CERTIFICATE OF ANALYSIS

SDG:	140706-11	**Location:**	Coed Darcy	**Order Number:**	CD0733
Job:	H_ATKINS_LDC-224	**Customer:**	Atkins Global Ltd	**Report Number:**	277388
Client Reference:	Site Wide Trial Pitting	**Attention:**	Jack Lowrie	**Superseded Report:**	

			Colour	Description	Grain size	Inclusions	Inclusions 2
9565180	IP408	1.50	Dark Brown	Loamy Sand	0.1 - 2 mm	Stones	None
9565189	IP408	2.50	Dark Brown	Loamy Sand	0.1 - 2 mm	Stones	None
9565193	IP409	0.50	Dark Brown	Sandy Silt Loam	0.063 - 0.1 mm	Stones	None
9565198	IP409	1.50	Dark Brown	Sandy Loam	0.1 - 2 mm	Stones	None
9565203	IP409	1.90	Dark Brown	Loamy Sand	0.1 - 2 mm	Oil/Petroleum	Stones
9565207	IP409	2.50	Dark Brown	Loamy Sand	0.1 - 2 mm	Oil/Petroleum	Stones
9565150	IP426	0.50	Dark Brown	Sandy Clay Loam	0.1 - 2 mm	Stones	Vegetation
9565154	IP426	1.50	Dark Brown	Loamy Sand	0.1 - 2 mm	Stones	Vegetation
9565158	IP433	0.50	Dark Brown	Sandy Clay Loam	0.1 - 2 mm	Stones	Vegetation
9565162	IP433	1.50	Dark Brown	Loamy Sand	0.1 - 2 mm	Stones	None
9565167	IP433	2.50	Dark Brown	Sandy Loam	0.1 - 2 mm	Stones	Oil/Petroleum
9565171	IP433	3.00	Dark Brown	Stone/Soil	2 - 10 mm	Stones	Oil/Petroleum
9565264	IP436	0.50	Dark Brown	Loamy Sand	0.1 - 2 mm	Stones	None
9565269	IP436	1.50	Dark Brown	Loamy Sand	0.1 - 2 mm	Stones	None
9565274	IP436	2.20	Dark Brown	Loamy Sand	0.1 - 2 mm	Stones	None
9565250	IP448	0.50	Dark Brown	Loamy Sand	0.1 - 2 mm	Stones	Vegetation
9565255	IP448	1.50	Dark Brown	Loamy Sand	0.063 - 0.1 mm	Stones	None
9565260	IP448	2.50	Dark Brown	Loamy Sand	0.063 - 0.1 mm	Stones	None
9565237	IP456	0.50	Dark Brown	Loamy Sand	0.1 - 2 mm	Stones	Vegetation
9565241	IP456	1.50	Dark Brown	Sandy Clay Loam	0.1 - 2 mm	Stones	Vegetation
9565246	IP456	2.30	Dark Brown	Silty Clay Loam	0.063 - 0.1 mm	Stones	None
9565278	IP459	0.50	Dark Brown	Sand	0.1 - 2 mm	Stones	None
9565287	IP459	1.50	Dark Brown	Sandy Loam	0.1 - 2 mm	Stones	None
9565292	IP459	2.50	Dark Brown	Sandy Clay	0.1 - 2 mm	Stones	Oil/Petroleum
9565296	IP459	3.60	Dark Brown	Sandy Loam	0.1 - 2 mm	Stones	Oil/Petroleum
9565300	IP460	0.50	Dark Brown	Sand	0.1 - 2 mm	Stones	None
9565305	IP460	1.50	Dark Brown	Sand	0.1 - 2 mm	Stones	None
9565309	IP460	2.50	Dark Brown	Sand	0.1 - 2 mm	Stones	None
9565314	IP461	0.50	Dark Brown	Sand	0.1 - 2 mm	Stones	None
9565320	IP461	1.50	Dark Brown	Sandy Clay Loam	0.1 - 2 mm	Stones	None
9565324	IP461	2.50	Dark Brown	Sandy Clay Loam	0.1 - 2 mm	Stones	None
9565328	IP461	3.50	Dark Brown	Sandy Clay Loam	0.1 - 2 mm	Stones	Oil/Petroleum
9565336	IP461	4.30	Dark Brown	Sandy Clay Loam	0.1 - 2 mm	Stones	Oil/Petroleum

These descriptions are only intended to act as a cross check if sample identities are questioned, and to provide a log of sample matrices with respect to MCERTS validation. They are not intended as full geological descriptions.

We are accredited to MCERTS for sand, clay and loam/topsoil, or any of these materials - whether these are derived from naturally ocurring soil profiles, or from fill/made ground, as long as these materials constitute the major part of the sample.

Other coarse granular materials such as concrete, gravel and brick are not accredited if they comprise the major part of the sample.

CERTIFICATE OF ANALYSIS

SDG:	140706-11	**Location:**	Coed Darcy	**Order Number:**	CD0733
Job:	H_ATKINS_LDC-224	**Customer:**	Atkins Global Ltd	**Report Number:**	277388
Client Reference:	Site Wide Trial Pitting	**Attention:**	Jack Lowrie	**Superseded Report:**	

Results Legend	
#	ISO17025 accredited.
M	*m*CERTS accredited.
aq	Aqueous / settled sample.
diss.filt	Dissolved / filtered sample.
tot.unfilt	Total / unfiltered sample.
*	Subcontracted test.
**	% recovery of the surrogate standard to check the efficiency of the method. The results of individual compounds within samples aren't corrected for the recovery
(F)	Trigger breach confirmed
1-5&+§@	Sample deviation (see appendix)

Component	LOD/Units	Method	Customer Sample R	IP051	IP051	IP051	IP054	IP054	IP054
			Depth (m)	0.50	1.50	2.50	0.50	1.50	2.50
			Sample Type	Soil/Solid	Soil/Solid	Soil/Solid	Soil/Solid	Soil/Solid	Soil/Solid
			Date Sampled	04/07/2014	04/07/2014	04/07/2014	04/07/2014	04/07/2014	04/07/2014
			Sample Time	.	.	.	.	.	.
			Date Received	06/07/2014	06/07/2014	06/07/2014	06/07/2014	06/07/2014	06/07/2014
			SDG Ref	140706-11	140706-11	140706-11	140706-11	140706-11	140706-11
			Lab Sample No.(s)	9565375	9565384	9565388	9565340	9565345	9565349
			AGS Reference						
Moisture Content Ratio	%	PM024		7.4	14	9.4	20	10	9.8
pH	1 pH Units	TM133		6.01 M	6.23 M	6.54 M	6.95 M	7 M	6.83 M
Arsenic	<0.6 mg/kg	TM181		12.7 M	38 M	9.25 M	22.6 M	9.1 M	8.62 M
Cadmium	<0.02 mg/kg	TM181		0.469 M	0.296 M	0.0538 M	0.941 M	0.29 M	0.258 M
Chromium	<0.9 mg/kg	TM181		11.8 M	15.3 M	12.4 M	16.2 M	10.9 M	14 M
Copper	<1.4 mg/kg	TM181		20.4 M	93.9 M	16.6 M	116 M	20.7 M	21.3 M
Lead	<0.7 mg/kg	TM181		14.6 M	26.9 M	13.8 M	65.3 M	20.3 M	15.4 M
Mercury	<0.14 mg/kg	TM181		<0.14 M	<0.14 M	<0.14 M	1.21 M	<0.14 M	<0.14 M
Nickel	<0.2 mg/kg	TM181		24.5 M	16.4 M	22.9 M	24.8 M	18.5 M	34.4 M
Selenium	<1 mg/kg	TM181		<1 #	1.39 #	<1 #	1.06 #	<1 #	<1 #
Vanadium	<0.2 mg/kg	TM181		14.7 #	20.5 #	14.8 #	28.3 #	13 #	14.8 #
Zinc	<1.9 mg/kg	TM181		74.6 M	94.1 M	63.7 M	195 M	63 M	85.2 M

CERTIFICATE OF ANALYSIS

SDG:	140706-11	**Location:**	Coed Darcy	**Order Number:**	CD0733
Job:	H_ATKINS_LDC-224	**Customer:**	Atkins Global Ltd	**Report Number:**	277388
Client Reference:	Site Wide Trial Pitting	**Attention:**	Jack Lowrie	**Superseded Report:**	

Results Legend	
#	ISO17025 accredited.
M	*m*CERTS accredited.
aq	Aqueous / settled sample.
diss.filt	Dissolved / filtered sample.
tot.unfilt	Total / unfiltered sample.
*	Subcontracted test.
**	% recovery of the surrogate standard to check the efficiency of the method. The results of individual compounds within samples aren't corrected for the recovery
(F)	Trigger breach confirmed
1-5&+§@	Sample deviation (see appendix)

Component	LOD/Units	Method	Customer Sample R	IP054	IP054	IP127	IP127	IP127	IP283
			Depth (m)	3.50	4.50	0.50	1.50	2.50	0.50
			Sample Type	Soil/Solid	Soil/Solid	Soil/Solid	Soil/Solid	Soil/Solid	Soil/Solid
			Date Sampled	04/07/2014	04/07/2014	04/07/2014	04/07/2014	04/07/2014	04/07/2014
			Sample Time	.	.	.	.	.	.
			Date Received	06/07/2014	06/07/2014	06/07/2014	06/07/2014	06/07/2014	06/07/2014
			SDG Ref	140706-11	140706-11	140706-11	140706-11	140706-11	140706-11
			Lab Sample No.(s)	9565353	9565357	9565361	9565366	9565370	9565283
			AGS Reference						
Moisture Content Ratio	%	PM024		9.6	11	18	10	8.7	9.8
Soil Organic Matter (SOM)	<0.35 %	TM132							2.55 #
pH	1 pH Units	TM133		6.56 M	6.76 M	6.22 M	6.18 M	6.31 M	6.55 M
Arsenic	<0.6 mg/kg	TM181		8.91 M	10.1 M	53.8 M	17.4 M	11 M	35.1 M
Cadmium	<0.02 mg/kg	TM181		0.213 M	0.246 M	1.44 M	0.344 M	0.259 M	1.03 M
Chromium	<0.9 mg/kg	TM181		13.1 M	14.6 M	16.3 M	13.5 M	12.5 M	13.7 M
Copper	<1.4 mg/kg	TM181		15.1 M	22.5 M	129 M	34.4 M	19 M	70.1 M
Lead	<0.7 mg/kg	TM181		13.1 M	18.1 M	99.5 M	25.9 M	15.6 M	35.4 M
Mercury	<0.14 mg/kg	TM181		<0.14 M	<0.14 M	0.284 M	<0.14 M	<0.14 M	<0.14 M
Nickel	<0.2 mg/kg	TM181		25.9 M	31.3 M	28 M	22.4 M	22 M	23.9 M
Selenium	<1 mg/kg	TM181		<1 #	<1 #	1.68 #	1.05 #	<1 #	1.45 #
Vanadium	<0.2 mg/kg	TM181		15.1 #	17 #	29.4 #	19 #	14.5 #	20.4 #
Zinc	<1.9 mg/kg	TM181		67.8 M	86.3 M	214 M	101 M	93.9 M	135 M

CERTIFICATE OF ANALYSIS

SDG:	140706-11	**Location:**	Coed Darcy	**Order Number:**	CD0733
Job:	H_ATKINS_LDC-224	**Customer:**	Atkins Global Ltd	**Report Number:**	277388
Client Reference:	Site Wide Trial Pitting	**Attention:**	Jack Lowrie	**Superseded Report:**	

Results Legend

#	ISO17025 accredited.
M	*m*CERTS accredited.
aq	Aqueous / settled sample.
diss.filt	Dissolved / filtered sample.
tot.unfilt	Total / unfiltered sample.
*	Subcontracted test.
**	% recovery of the surrogate standard to check the efficiency of the method. The results of individual compounds within samples aren't corrected for the recovery
(F)	Trigger breach confirmed
1-5&+§@	Sample deviation (see appendix)

Component	LOD/Units	Method	Customer Sample R	IP283	IP283	IP284	IP284	IP285	IP285
			Depth (m)	1.50	2.50	0.50	1.50	0.50	1.50
			Sample Type	Soil/Solid	Soil/Solid	Soil/Solid	Soil/Solid	Soil/Solid	Soil/Solid
			Date Sampled	04/07/2014	04/07/2014	04/07/2014	04/07/2014	04/07/2014	04/07/2014
			Sample Time	.	.	.	.	.	.
			Date Received	06/07/2014	06/07/2014	06/07/2014	06/07/2014	06/07/2014	06/07/2014
			SDG Ref	140706-11	140706-11	140706-11	140706-11	140706-11	140706-11
			Lab Sample No.(s)	9565332	9565380	9565392	9565396	9565095	9565099
			AGS Reference						
Moisture Content Ratio	%	PM024		23	14	12	10	8.2	7.3
Soil Organic Matter (SOM)	<0.35 %	TM132							0.929 #
pH	1 pH Units	TM133		6.8 M	6.54 M	6.97 M	7.05 M	5.8 M	5.77 #
Arsenic	<0.6 mg/kg	TM181		18.7 M	10.9 M	11.1 M	11.5 M	12.2 M	9.12 #
Cadmium	<0.02 mg/kg	TM181		0.531 M	0.387 M	0.573 M	<0.02 M	0.57 M	<0.02 #
Chromium	<0.9 mg/kg	TM181		14.1 M	11.5 M	14.6 M	13.1 M	11.3 M	10.8 #
Copper	<1.4 mg/kg	TM181		52.5 M	14.1 M	25.7 M	16.6 M	33.6 M	15.7 #
Lead	<0.7 mg/kg	TM181		49.1 M	17.4 M	14.9 M	12.3 M	28.8 M	12.6 #
Mercury	<0.14 mg/kg	TM181		<0.14 M	<0.14 M	<0.14 M	<0.14 M	<0.14 M	<0.14 #
Nickel	<0.2 mg/kg	TM181		26.1 M	24.1 M	27.5 M	36.2 M	25.7 M	24.1 #
Selenium	<1 mg/kg	TM181		1.32 #	<1 #	1.29 #	<1 #	<1 #	<1 #
Vanadium	<0.2 mg/kg	TM181		20.6 #	15.9 #	17.2 #	14 #	15.1 #	14.3 #
Zinc	<1.9 mg/kg	TM181		115 M	65.7 M	93.2 M	73.8 M	91.6 M	66.7 #

CERTIFICATE OF ANALYSIS

SDG:	140706-11	**Location:**	Coed Darcy	**Order Number:**	CD0733
Job:	H_ATKINS_LDC-224	**Customer:**	Atkins Global Ltd	**Report Number:**	277388
Client Reference:	Site Wide Trial Pitting	**Attention:**	Jack Lowrie	**Superseded Report:**	

Results Legend	
#	ISO17025 accredited.
M	*m*CERTS accredited.
aq	Aqueous / settled sample.
diss.filt	Dissolved / filtered sample.
tot.unfilt	Total / unfiltered sample.
*	Subcontracted test.
**	% recovery of the surrogate standard to check the efficiency of the method. The results of individual compounds within samples aren't corrected for the recovery
(F)	Trigger breach confirmed
1-5&+§@	Sample deviation (see appendix)

Component	LOD/Units	Method	Customer Sample R	IP285	IP386	IP386	IP400	IP400	IP401
			Depth (m)	2.50	0.50	1.50	0.50	1.50	0.50
			Sample Type	Soil/Solid	Soil/Solid	Soil/Solid	Soil/Solid	Soil/Solid	Soil/Solid
			Date Sampled	04/07/2014	04/07/2014	04/07/2014	04/07/2014	04/07/2014	04/07/2014
			Sample Time	.	.	.	.	.	.
			Date Received	06/07/2014	06/07/2014	06/07/2014	06/07/2014	06/07/2014	06/07/2014
			SDG Ref	140706-11	140706-11	140706-11	140706-11	140706-11	140706-11
			Lab Sample No.(s)	9565103	9565091	9565135	9565185	9565233	9565211
			AGS Reference						
Moisture Content Ratio	%	PM024		13	10	10	7.3	9	9
pH	1 pH Units	TM133		6.01 M	5.9 M	6.21 M	7.31 M	7.16 M	7.22 M
Arsenic	<0.6 mg/kg	TM181		9.51 M	11.7 M	12.5 M	20.1 M	9.84 M	23.8 M
Cadmium	<0.02 mg/kg	TM181		0.0491 M	0.965 M	0.0516 M	0.463 M	0.417 M	1.04 M
Chromium	<0.9 mg/kg	TM181		11.1 M	16.4 M	12.9 M	15.1 M	12.6 M	12.7 M
Copper	<1.4 mg/kg	TM181		13.1 M	33.5 M	16.1 M	26.8 M	10.7 M	46.4 M
Lead	<0.7 mg/kg	TM181		12 M	54.6 M	29.7 M	85.2 M	18 M	35.5 M
Mercury	<0.14 mg/kg	TM181		<0.14 M	<0.14 M	<0.14 M	<0.14 M	<0.14 M	<0.14 M
Nickel	<0.2 mg/kg	TM181		19.5 M	34.6 M	27.9 M	27.5 M	23.7 M	23.4 M
Selenium	<1 mg/kg	TM181		<1 #	<10 #	<1 #	<1 #	<1 #	1.12 #
Vanadium	<0.2 mg/kg	TM181		13.1 #	26.4 #	14.9 #	14.8 #	13 #	17.9 #
Zinc	<1.9 mg/kg	TM181		63.9 M	106 M	84.5 M	88.8 M	67.4 M	129 M

CERTIFICATE OF ANALYSIS

SDG:	140706-11	**Location:**	Coed Darcy	**Order Number:**	CD0733
Job:	H_ATKINS_LDC-224	**Customer:**	Atkins Global Ltd	**Report Number:**	277388
Client Reference:	Site Wide Trial Pitting	**Attention:**	Jack Lowrie	**Superseded Report:**	

Results Legend	
#	ISO17025 accredited.
M	*m*CERTS accredited.
aq	Aqueous / settled sample.
diss.filt	Dissolved / filtered sample.
tot.unfilt	Total / unfiltered sample.
*	Subcontracted test.
**	% recovery of the surrogate standard to check the efficiency of the method. The results of individual compounds within samples aren't corrected for the recovery
(F)	Trigger breach confirmed
1-5&+§@	Sample deviation (see appendix)

Component	LOD/Units	Method	Customer Sample R	IP401	IP401	IP401	IP401	IP402	IP402
			Depth (m)	1.50	2.50	3.50	3.90	0.50	1.50
			Sample Type	Soil/Solid	Soil/Solid	Soil/Solid	Soil/Solid	Soil/Solid	Soil/Solid
			Date Sampled	04/07/2014	04/07/2014	04/07/2014	04/07/2014	04/07/2014	04/07/2014
			Sample Time	.	.	.	.	.	.
			Date Received	06/07/2014	06/07/2014	06/07/2014	06/07/2014	06/07/2014	06/07/2014
			SDG Ref	140706-11	140706-11	140706-11	140706-11	140706-11	140706-11
			Lab Sample No.(s)	9565216	9565220	9565224	9565228	9565127	9565131
			AGS Reference						
Moisture Content Ratio	%	PM024		5.7	5.7	8.7	11	12	11
pH	1 pH Units	TM133		7.06 M	7.17 M	7.04 M	5.86 M	7.21 M	7.2 M
Arsenic	<0.6 mg/kg	TM181		8.51 M	8.1 M	12.5 M	12 M	18.9 M	8.78 M
Cadmium	<0.02 mg/kg	TM181		0.382 M	0.471 M	0.519 M	0.412 M	0.545 M	<0.02 M
Chromium	<0.9 mg/kg	TM181		13.4 M	11.8 M	14 M	13 M	17.4 M	13.2 M
Copper	<1.4 mg/kg	TM181		13.9 M	13.5 M	17 M	14.9 M	41.2 M	19 M
Lead	<0.7 mg/kg	TM181		13.7 M	13.9 M	14.9 M	13.9 M	27 M	15.9 M
Mercury	<0.14 mg/kg	TM181		<0.14 M	<0.14 M	<0.14 M	<0.14 M	<0.14 M	<0.14 M
Nickel	<0.2 mg/kg	TM181		26.3 M	23.9 M	27.5 M	27.4 M	27.1 M	21.1 M
Selenium	<1 mg/kg	TM181		<1 #	<1 #	<1 #	<1 #	1.06 #	<1 #
Vanadium	<0.2 mg/kg	TM181		16 #	13.1 #	17 #	15.3 #	23.9 #	16.2 #
Zinc	<1.9 mg/kg	TM181		76 M	71.1 M	89.3 M	82 M	95 M	61.9 M

CERTIFICATE OF ANALYSIS

SDG:	140706-11	**Location:**	Coed Darcy	**Order Number:**	CD0733
Job:	H_ATKINS_LDC-224	**Customer:**	Atkins Global Ltd	**Report Number:**	277388
Client Reference:	Site Wide Trial Pitting	**Attention:**	Jack Lowrie	**Superseded Report:**	

Results Legend	
#	ISO17025 accredited.
M	*m*CERTS accredited.
aq	Aqueous / settled sample.
diss.filt	Dissolved / filtered sample.
tot.unfilt	Total / unfiltered sample.
*	Subcontracted test.
**	% recovery of the surrogate standard to check the efficiency of the method. The results of individual compounds within samples aren't corrected for the recovery
(F)	Trigger breach confirmed
1-5&+§@	Sample deviation (see appendix)

Component	LOD/Units	Method	Customer Sample R	IP402	IP402	IP406	IP406	IP406	IP406
			Depth (m)	2.50	3.50	0.50	1.50	2.50	3.50
			Sample Type	Soil/Solid	Soil/Solid	Soil/Solid	Soil/Solid	Soil/Solid	Soil/Solid
			Date Sampled	04/07/2014	04/07/2014	04/07/2014	04/07/2014	04/07/2014	04/07/2014
			Sample Time	.	.	.	.	.	.
			Date Received	06/07/2014	06/07/2014	06/07/2014	06/07/2014	06/07/2014	06/07/2014
			SDG Ref	140706-11	140706-11	140706-11	140706-11	140706-11	140706-11
			Lab Sample No.(s)	9565140	9565146	9565107	9565111	9565115	9565119
			AGS Reference						
Moisture Content Ratio	%	PM024		9.8	10	6.5	8.3	8	12
pH	1 pH Units	TM133		7.18 M	7.07 M	7.54 M	7.07 M	7.1 M	6.53 M
Arsenic	<0.6 mg/kg	TM181		10.9 M	11 M	15.4 M	11.2 M	11.4 M	10.8 M
Cadmium	<0.02 mg/kg	TM181		0.0267 M	0.0412 M	0.328 M	0.315 M	<0.02 M	0.0466 M
Chromium	<0.9 mg/kg	TM181		12.1 M	11.9 M	12.3 M	12.3 M	11.5 M	12.2 M
Copper	<1.4 mg/kg	TM181		16.6 M	14.1 M	16.9 M	13.5 M	12.5 M	14 M
Lead	<0.7 mg/kg	TM181		15.9 M	15.1 M	14.3 M	13.9 M	14.3 M	14.1 M
Mercury	<0.14 mg/kg	TM181		<0.14 M	<0.14 M	<0.14 M	<0.14 M	<0.14 M	<0.14 M
Nickel	<0.2 mg/kg	TM181		24.3 M	27.1 M	23 M	21.8 M	24.3 M	30.2 M
Selenium	<1 mg/kg	TM181		<1 #	1.13 #	<1 #	<1 #	1.02 #	1.52 #
Vanadium	<0.2 mg/kg	TM181		14.4 #	14.2 #	15.5 #	15.7 #	13.7 #	13.5 #
Zinc	<1.9 mg/kg	TM181		76.8 M	76.8 M	67.3 M	65.6 M	70.2 M	74.2 M

CERTIFICATE OF ANALYSIS

SDG:	140706-11	**Location:**	Coed Darcy	**Order Number:**	CD0733
Job:	H_ATKINS_LDC-224	**Customer:**	Atkins Global Ltd	**Report Number:**	277388
Client Reference:	Site Wide Trial Pitting	**Attention:**	Jack Lowrie	**Superseded Report:**	

Results Legend

#	ISO17025 accredited.
M	*m*CERTS accredited.
aq	Aqueous / settled sample.
diss.filt	Dissolved / filtered sample.
tot.unfilt	Total / unfiltered sample.
*	Subcontracted test.
**	% recovery of the surrogate standard to check the efficiency of the method. The results of individual compounds within samples aren't corrected for the recovery
(F)	Trigger breach confirmed
1-5&+§@	Sample deviation (see appendix)

Component	LOD/Units	Method	Customer Sample R	IP406	IP408	IP408	IP408	IP409	IP409
			Depth (m)	4.50	0.50	1.50	2.50	0.50	1.50
			Sample Type	Soil/Solid	Soil/Solid	Soil/Solid	Soil/Solid	Soil/Solid	Soil/Solid
			Date Sampled	04/07/2014	04/07/2014	04/07/2014	04/07/2014	04/07/2014	04/07/2014
			Sample Time	.	.	.	.	.	.
			Date Received	06/07/2014	06/07/2014	06/07/2014	06/07/2014	06/07/2014	06/07/2014
			SDG Ref	140706-11	140706-11	140706-11	140706-11	140706-11	140706-11
			Lab Sample No.(s)	9565123	9565176	9565180	9565189	9565193	9565198
			AGS Reference						
Moisture Content Ratio	%	PM024		16	4.5	6.6	9.2	8	8.6
Soil Organic Matter (SOM)	<0.35 %	TM132						6.53 #	
pH	1 pH Units	TM133		5.92 M	7.16 M	6.94 M	6.86 M	8.03 M	6.17 M
Arsenic	<0.6 mg/kg	TM181		12.2 M	9.55 M	14.7 M	24.3 M	21.6 M	18.9 M
Cadmium	<0.02 mg/kg	TM181		0.303 M	0.341 M	2.3 M	<0.02 M	1.6 M	0.617 M
Chromium	<0.9 mg/kg	TM181		11.8 M	11.3 M	14.2 M	11.8 M	24.1 M	17.9 M
Copper	<1.4 mg/kg	TM181		12.5 M	10.7 M	22.5 M	15.1 M	36.6 M	19 M
Lead	<0.7 mg/kg	TM181		14.3 M	12.3 M	36.9 M	21.9 M	489 M	167 M
Mercury	<0.14 mg/kg	TM181		<0.14 M	<0.14 M	<0.14 M	<0.14 M	0.259 M	<0.14 M
Nickel	<0.2 mg/kg	TM181		27.9 M	23.9 M	27.2 M	26.4 M	34.6 M	28.4 M
Selenium	<1 mg/kg	TM181		<1 #	<1 #	<1 #	<1 #	1 #	<1 #
Vanadium	<0.2 mg/kg	TM181		12.2 #	14.4 #	14.3 #	13.4 #	22.3 #	17.3 #
Zinc	<1.9 mg/kg	TM181		71.8 M	64.2 M	209 M	69.5 M	228 M	143 M

CERTIFICATE OF ANALYSIS

SDG:	140706-11	**Location:**	Coed Darcy	**Order Number:**	CD0733
Job:	H_ATKINS_LDC-224	**Customer:**	Atkins Global Ltd	**Report Number:**	277388
Client Reference:	Site Wide Trial Pitting	**Attention:**	Jack Lowrie	**Superseded Report:**	

Results Legend

#	ISO17025 accredited.
M	*m*CERTS accredited.
aq	Aqueous / settled sample.
diss.filt	Dissolved / filtered sample.
tot.unfilt	Total / unfiltered sample.
*	Subcontracted test.
**	% recovery of the surrogate standard to check the efficiency of the method. The results of individual compounds within samples aren't corrected for the recovery
(F)	Trigger breach confirmed
1-5&+§@	Sample deviation (see appendix)

Component	LOD/Units	Method	Customer Sample R	IP409	IP409	IP426	IP426	IP433	IP433
			Depth (m)	1.90	2.50	0.50	1.50	0.50	1.50
			Sample Type	Soil/Solid	Soil/Solid	Soil/Solid	Soil/Solid	Soil/Solid	Soil/Solid
			Date Sampled	04/07/2014	04/07/2014	04/07/2014	04/07/2014	04/07/2014	04/07/2014
			Sample Time	.	.	.	.	.	.
			Date Received	06/07/2014	06/07/2014	06/07/2014	06/07/2014	06/07/2014	06/07/2014
			SDG Ref	140706-11	140706-11	140706-11	140706-11	140706-11	140706-11
			Lab Sample No.(s)	9565203	9565207	9565150	9565154	9565158	9565162
			AGS Reference						
Moisture Content Ratio	%	PM024		9.7	10	7.4	11	13	11
Soil Organic Matter (SOM)	<0.35 %	TM132		0.988 #		1.53 #			
pH	1 pH Units	TM133		6.12 M	6.39 M	6.57 M	7.16 M	5.75 M	5.54 M
Arsenic	<0.6 mg/kg	TM181		11.8 M	9.51 M	16.1 M	24.5 M	48.6 M	12 M
Cadmium	<0.02 mg/kg	TM181		0.378 M	0.355 M	0.514 M	0.397 M	0.377 M	0.239 M
Chromium	<0.9 mg/kg	TM181		13.1 M	12.6 M	14.9 M	20.4 M	14.2 M	14.6 M
Copper	<1.4 mg/kg	TM181		11.3 M	11.9 M	27.5 M	68 M	74.5 M	23.2 M
Lead	<0.7 mg/kg	TM181		18.2 M	22.5 M	23.1 M	59.4 M	28.7 M	16.1 M
Mercury	<0.14 mg/kg	TM181		<0.14 M	<0.14 M	<0.14 M	<0.14 M	<0.14 M	<0.14 M
Nickel	<0.2 mg/kg	TM181		26.7 M	26.3 M	24.5 M	25.6 M	23.9 M	23.9 M
Selenium	<1 mg/kg	TM181		<1 #	<1 #	1.39 #	<1 #	1.22 #	1.21 #
Vanadium	<0.2 mg/kg	TM181		13.6 #	13.6 #	18.3 #	22.6 #	19.7 #	16.6 #
Zinc	<1.9 mg/kg	TM181		74.1 M	72.3 M	103 M	134 M	66.9 M	94.1 M

CERTIFICATE OF ANALYSIS

SDG:	140706-11	**Location:**	Coed Darcy	**Order Number:**	CD0733
Job:	H_ATKINS_LDC-224	**Customer:**	Atkins Global Ltd	**Report Number:**	277388
Client Reference:	Site Wide Trial Pitting	**Attention:**	Jack Lowrie	**Superseded Report:**	

Results Legend	
#	ISO17025 accredited.
M	*m*CERTS accredited.
aq	Aqueous / settled sample.
diss.filt	Dissolved / filtered sample.
tot.unfilt	Total / unfiltered sample.
*	Subcontracted test.
**	% recovery of the surrogate standard to check the efficiency of the method. The results of individual compounds within samples aren't corrected for the recovery
(F)	Trigger breach confirmed
1-5&+§@	Sample deviation (see appendix)

Component	LOD/Units	Method	Customer Sample R	IP433	IP433	IP436	IP436	IP436	IP448
			Depth (m)	2.50	3.00	0.50	1.50	2.20	0.50
			Sample Type	Soil/Solid	Soil/Solid	Soil/Solid	Soil/Solid	Soil/Solid	Soil/Solid
			Date Sampled	04/07/2014	04/07/2014	04/07/2014	04/07/2014	04/07/2014	04/07/2014
			Sample Time	.	.	.	.	.	.
			Date Received	06/07/2014	06/07/2014	06/07/2014	06/07/2014	06/07/2014	06/07/2014
			SDG Ref	140706-11	140706-11	140706-11	140706-11	140706-11	140706-11
			Lab Sample No.(s)	9565167	9565171	9565264	9565269	9565274	9565250
			AGS Reference						
Moisture Content Ratio	%	PM024		13	13	9	15	13	8.7
pH	1 pH Units	TM133		6.21 M	5.82 #	7.14 M	6.74 M	6.88 M	6.81 M
Arsenic	<0.6 mg/kg	TM181		11.2 M	9.53 #	19.6 M	17 M	14.7 M	21.3 M
Cadmium	<0.02 mg/kg	TM181		0.409 M	<0.02 #	0.611 M	0.795 M	0.468 M	0.718 M
Chromium	<0.9 mg/kg	TM181		13.4 M	13.1 #	14.3 M	15.4 M	16.2 M	13.5 M
Copper	<1.4 mg/kg	TM181		17 M	12.8 #	34.1 M	31.6 M	26.4 M	37.2 M
Lead	<0.7 mg/kg	TM181		13.6 M	12.8 #	47.3 M	22.4 M	47.5 M	37.6 M
Mercury	<0.14 mg/kg	TM181		<0.14 M	<0.14 #	<0.14 M	<0.14 M	<0.14 M	<0.14 M
Nickel	<0.2 mg/kg	TM181		22.7 M	25.4 #	22.8 M	23.5 M	24.7 M	21.5 M
Selenium	<1 mg/kg	TM181		1.11 #	<1 #	1.12 #	<1 #	1.29 #	1.3 #
Vanadium	<0.2 mg/kg	TM181		16.3 #	17.8 #	18.2 #	18.3 #	17.8 #	18.9 #
Zinc	<1.9 mg/kg	TM181		93.8 M	89.2 #	86.5 M	116 M	99 M	92.3 M

CERTIFICATE OF ANALYSIS

SDG:	140706-11	**Location:**	Coed Darcy	**Order Number:**	CD0733
Job:	H_ATKINS_LDC-224	**Customer:**	Atkins Global Ltd	**Report Number:**	277388
Client Reference:	Site Wide Trial Pitting	**Attention:**	Jack Lowrie	**Superseded Report:**	

Results Legend

#	ISO17025 accredited.
M	*m*CERTS accredited.
aq	Aqueous / settled sample.
diss.filt	Dissolved / filtered sample.
tot.unfilt	Total / unfiltered sample.
*	Subcontracted test.
**	% recovery of the surrogate standard to check the efficiency of the method. The results of individual compounds within samples aren't corrected for the recovery
(F)	Trigger breach confirmed
1-5&+§@	Sample deviation (see appendix)

Component	LOD/Units	Method	Customer Sample R	IP448	IP448	IP456	IP456	IP456	IP459
			Depth (m)	1.50	2.50	0.50	1.50	2.30	0.50
			Sample Type	Soil/Solid	Soil/Solid	Soil/Solid	Soil/Solid	Soil/Solid	Soil/Solid
			Date Sampled	04/07/2014	04/07/2014	04/07/2014	04/07/2014	04/07/2014	04/07/2014
			Sample Time	.	.	.	.	.	.
			Date Received	06/07/2014	06/07/2014	06/07/2014	06/07/2014	06/07/2014	06/07/2014
			SDG Ref	140706-11	140706-11	140706-11	140706-11	140706-11	140706-11
			Lab Sample No.(s)	9565255	9565260	9565237	9565241	9565246	9565278
			AGS Reference						
Moisture Content Ratio	%	PM024		17	11	14	23	24	5.7
pH	1 pH Units	TM133		6.64 M	7.59 M	6.91 M	6.56 M	5.78 M	7.27 M
Arsenic	<0.6 mg/kg	TM181		19 M	10.5 M	29.6 M	38.1 M	30.2 M	9.59 M
Cadmium	<0.02 mg/kg	TM181		0.79 M	0.064 M	0.782 M	0.836 M	0.694 M	0.412 M
Chromium	<0.9 mg/kg	TM181		16.8 M	14.3 M	12.3 M	15.7 M	15 M	8.98 M
Copper	<1.4 mg/kg	TM181		28.6 M	19.4 M	55.2 M	74.1 M	49.9 M	13.4 M
Lead	<0.7 mg/kg	TM181		17.5 M	17 M	33.2 M	40.8 M	19.2 M	12.4 M
Mercury	<0.14 mg/kg	TM181		<0.14 M	<0.14 M	<0.14 M	<0.14 M	<0.14 M	<0.14 M
Nickel	<0.2 mg/kg	TM181		27.8 M	24.3 M	21.3 M	22.7 M	17.8 M	20.5 M
Selenium	<1 mg/kg	TM181		1.34 #	<1 #	<1 #	<1 #	1.22 #	<1 #
Vanadium	<0.2 mg/kg	TM181		22.7 #	17.5 #	19.3 #	22.8 #	19.7 #	12.2 #
Zinc	<1.9 mg/kg	TM181		144 M	65.5 M	94.9 M	94 M	107 M	63.2 M

CERTIFICATE OF ANALYSIS

SDG:	140706-11	**Location:**	Coed Darcy	**Order Number:**	CD0733
Job:	H_ATKINS_LDC-224	**Customer:**	Atkins Global Ltd	**Report Number:**	277388
Client Reference:	Site Wide Trial Pitting	**Attention:**	Jack Lowrie	**Superseded Report:**	

Results Legend	
#	ISO17025 accredited.
M	*m*CERTS accredited.
aq	Aqueous / settled sample.
diss.filt	Dissolved / filtered sample.
tot.unfilt	Total / unfiltered sample.
*	Subcontracted test.
**	% recovery of the surrogate standard to check the efficiency of the method. The results of individual compounds within samples aren't corrected for the recovery
(F)	Trigger breach confirmed
1-5&+§@	Sample deviation (see appendix)

Component	LOD/Units	Method	Customer Sample R	IP459	IP459	IP459	IP460	IP460	IP460
			Depth (m)	1.50	2.50	3.60	0.50	1.50	2.50
			Sample Type	Soil/Solid	Soil/Solid	Soil/Solid	Soil/Solid	Soil/Solid	Soil/Solid
			Date Sampled	04/07/2014	04/07/2014	04/07/2014	04/07/2014	04/07/2014	04/07/2014
			Sample Time	.	.	.	.	.	.
			Date Received	06/07/2014	06/07/2014	06/07/2014	06/07/2014	06/07/2014	06/07/2014
			SDG Ref	140706-11	140706-11	140706-11	140706-11	140706-11	140706-11
			Lab Sample No.(s)	9565287	9565292	9565296	9565300	9565305	9565309
			AGS Reference						
Moisture Content Ratio	%	PM024		13	14	15	6.5	8	7.2
pH	1 pH Units	TM133		6.66 M	5.69 M	5.65 M	7.37 M	7.1 M	7.05 M
Arsenic	<0.6 mg/kg	TM181		24.3 M	14.1 M	13.4 M	15.2 M	12.9 M	11.1 M
Cadmium	<0.02 mg/kg	TM181		0.578 M	0.38 M	0.358 M	0.366 M	<0.02 M	<0.02 M
Chromium	<0.9 mg/kg	TM181		13.6 M	15.4 M	15 M	9.32 M	12.7 M	12.9 M
Copper	<1.4 mg/kg	TM181		37.6 M	22.9 M	22.5 M	14.1 M	15.4 M	12.6 M
Lead	<0.7 mg/kg	TM181		23.8 M	18 M	17.4 M	13.9 M	13.7 M	13.6 M
Mercury	<0.14 mg/kg	TM181		<0.14 M	<0.14 M	<0.14 M	<0.14 M	<0.14 M	<0.14 M
Nickel	<0.2 mg/kg	TM181		19.4 M	26 M	25.4 M	20.7 M	24.2 M	24.2 M
Selenium	<1 mg/kg	TM181		<1 #	1.07 #	<1 #	<1 #	<1 #	<1 #
Vanadium	<0.2 mg/kg	TM181		17.9 #	18.4 #	17.9 #	12.5 #	15.5 #	16.8 #
Zinc	<1.9 mg/kg	TM181		92.1 M	71.5 M	75.4 M	63.8 M	71.8 M	78.9 M

CERTIFICATE OF ANALYSIS

SDG:	140706-11	**Location:**	Coed Darcy	**Order Number:**	CD0733
Job:	H_ATKINS_LDC-224	**Customer:**	Atkins Global Ltd	**Report Number:**	277388
Client Reference:	Site Wide Trial Pitting	**Attention:**	Jack Lowrie	**Superseded Report:**	

Results Legend

#	ISO17025 accredited.
M	*m*CERTS accredited.
aq	Aqueous / settled sample.
diss.filt	Dissolved / filtered sample.
tot.unfilt	Total / unfiltered sample.
*	Subcontracted test.
**	% recovery of the surrogate standard to check the efficiency of the method. The results of individual compounds within samples aren't corrected for the recovery
(F)	Trigger breach confirmed
1-5&+§@	Sample deviation (see appendix)

Component	LOD/Units	Method	Customer Sample R	IP461	IP461	IP461	IP461	IP461
			Depth (m)	0.50	1.50	2.50	3.50	4.30
			Sample Type	Soil/Solid	Soil/Solid	Soil/Solid	Soil/Solid	Soil/Solid
			Date Sampled	04/07/2014	04/07/2014	04/07/2014	04/07/2014	04/07/2014
			Sample Time	.	.	.	.	.
			Date Received	06/07/2014	06/07/2014	06/07/2014	06/07/2014	06/07/2014
			SDG Ref	140706-11	140706-11	140706-11	140706-11	140706-11
			Lab Sample No.(s)	9565314	9565320	9565324	9565328	9565336
			AGS Reference					
Moisture Content Ratio	%	PM024		7.9	12	13	16	15
pH	1 pH Units	TM133		7.34 M	7.06 M	7.49 M	6.7 M	6.89 M
Arsenic	<0.6 mg/kg	TM181		13.8 M	24.3 M	18.8 M	35.5 M	12.6 M
Cadmium	<0.02 mg/kg	TM181		0.528 M	0.173 M	0.55 M	0.818 M	0.346 M
Chromium	<0.9 mg/kg	TM181		11.3 M	14.3 M	15 M	14.7 M	16.7 M
Copper	<1.4 mg/kg	TM181		17.6 M	38.8 M	34.5 M	60.9 M	19.7 M
Lead	<0.7 mg/kg	TM181		17 M	22.2 M	21.5 M	40.9 M	21.3 M
Mercury	<0.14 mg/kg	TM181		<0.14 M	<0.14 M	<0.14 M	<0.14 M	<0.14 M
Nickel	<0.2 mg/kg	TM181		24.4 M	24.4 M	22.1 M	24.7 M	27.8 M
Selenium	<1 mg/kg	TM181		<1 #	1.54 #	1.09 #	<1 #	<1 #
Vanadium	<0.2 mg/kg	TM181		15.6 #	18.5 #	18.8 #	19.8 #	21.3 #
Zinc	<1.9 mg/kg	TM181		75.4 M	97.8 M	88.3 M	104 M	69.4 M

CERTIFICATE OF ANALYSIS

SDG:	140706-11	**Location:**	Coed Darcy	**Order Number:**	CD0733
Job:	H_ATKINS_LDC-224	**Customer:**	Atkins Global Ltd	**Report Number:**	277388
Client Reference:	Site Wide Trial Pitting	**Attention:**	Jack Lowrie	**Superseded Report:**	

PAH by GCMS

Results Legend	
#	ISO17025 accredited.
M	*m*CERTS accredited.
aq	Aqueous / settled sample.
diss.filt	Dissolved / filtered sample.
tot.unfilt	Total / unfiltered sample.
*	Subcontracted test.
**	% recovery of the surrogate standard to check the efficiency of the method. The results of individual compounds within samples aren't corrected for the recovery
(F)	Trigger breach confirmed
1-5&+§@	Sample deviation (see appendix)

Component	LOD/Units	Method	Customer Sample R	IP051	IP051	IP051	IP054	IP054	IP054
			Depth (m)	0.50	1.50	2.50	0.50	1.50	2.50
			Sample Type	Soil/Solid	Soil/Solid	Soil/Solid	Soil/Solid	Soil/Solid	Soil/Solid
			Date Sampled	04/07/2014	04/07/2014	04/07/2014	04/07/2014	04/07/2014	04/07/2014
			Sample Time	.	.	.	.	.	.
			Date Received	06/07/2014	06/07/2014	06/07/2014	06/07/2014	06/07/2014	06/07/2014
			SDG Ref	140706-11	140706-11	140706-11	140706-11	140706-11	140706-11
			Lab Sample No.(s)	9565375	9565384	9565388	9565340	9565345	9565349
			AGS Reference						
Naphthalene-d8 % recovery**	%	TM218		95.9	93.5	91.8	98.4	97.6	99.5
Acenaphthene-d10 % recovery**	%	TM218		91.4	93.9	92.2	100	98.3	97.7
Phenanthrene-d10 % recovery**	%	TM218		85.4	91	89.5	96.5	100	96.1
Chrysene-d12 % recovery**	%	TM218		91.8	86.4	83.4	99.9	99.1	81.5
Perylene-d12 % recovery**	%	TM218		102	91.4	86.5	107	107	73.9
Naphthalene	<9 µg/kg	TM218		<9 M	<9 M	67.6 M	55 M	20.7 M	110 M
Acenaphthylene	<12 µg/kg	TM218		<12 M	<12 M	<12 M	77.4 M	<12 M	<12 M
Acenaphthene	<8 µg/kg	TM218		<8 M	<8 M	<8 M	35.8 M	<8 M	<8 M
Fluorene	<10 µg/kg	TM218		<10 M	<10 M	<10 M	96.1 M	<10 M	<10 M
Phenanthrene	<15 µg/kg	TM218		<15 M	84.7 M	221 M	263 M	151 M	90.6 M
Anthracene	<16 µg/kg	TM218		<16 M	<16 M	<16 M	438 M	80.4 M	<16 M
Fluoranthene	<17 µg/kg	TM218		<17 M	<17 M	23.6 M	165 M	70.1 M	<17 M
Pyrene	<15 µg/kg	TM218		<15 M	<15 M	<15 M	310 M	110 M	<15 M
Benz(a)anthracene	<14 µg/kg	TM218		<14 M	<14 M	<14 M	114 M	55.4 M	18.6 M
Chrysene	<10 µg/kg	TM218		<10 M	<10 M	<10 M	88.1 M	74.8 M	27.1 M
Benzo(b)fluoranthene	<15 µg/kg	TM218		<15 M	<15 M	<15 M	144 M	110 M	<15 M
Benzo(k)fluoranthene	<14 µg/kg	TM218		<14 M	<14 M	<14 M	50.8 M	26.5 M	<14 M
Benzo(a)pyrene	<15 µg/kg	TM218		<15 M	<15 M	<15 M	138 M	41.9 M	<15 M
Indeno(1,2,3-cd)pyrene	<18 µg/kg	TM218		<18 M	<18 M	<18 M	219 M	44.8 M	<18 M
Dibenzo(a,h)anthracene	<23 µg/kg	TM218		<23 M	<23 M	<23 M	64.3 M	<23 M	<23 M
Benzo(g,h,i)perylene	<24 µg/kg	TM218		<24 M	<24 M	<24 M	338 M	70.2 M	<24 M
PAH, Total Detected USEPA 16	<118 µg/kg	TM218		<118	<118	312	2600	856	246

CERTIFICATE OF ANALYSIS

SDG:	140706-11	**Location:**	Coed Darcy	**Order Number:**	CD0733
Job:	H_ATKINS_LDC-224	**Customer:**	Atkins Global Ltd	**Report Number:**	277388
Client Reference:	Site Wide Trial Pitting	**Attention:**	Jack Lowrie	**Superseded Report:**	

PAH by GCMS

Results Legend	
#	ISO17025 accredited.
M	*m*CERTS accredited.
aq	Aqueous / settled sample.
diss.filt	Dissolved / filtered sample.
tot.unfilt	Total / unfiltered sample.
*	Subcontracted test.
**	% recovery of the surrogate standard to check the efficiency of the method. The results of individual compounds within samples aren't corrected for the recovery
(F)	Trigger breach confirmed
1-5&+§@	Sample deviation (see appendix)

Component	LOD/Units	Method	Customer Sample R	IP054	IP054	IP127	IP127	IP127	IP283
			Depth (m)	3.50	4.50	0.50	1.50	2.50	0.50
			Sample Type	Soil/Solid	Soil/Solid	Soil/Solid	Soil/Solid	Soil/Solid	Soil/Solid
			Date Sampled	04/07/2014	04/07/2014	04/07/2014	04/07/2014	04/07/2014	04/07/2014
			Sample Time	.	.	.	.	.	.
			Date Received	06/07/2014	06/07/2014	06/07/2014	06/07/2014	06/07/2014	06/07/2014
			SDG Ref	140706-11	140706-11	140706-11	140706-11	140706-11	140706-11
			Lab Sample No.(s)	9565353	9565357	9565361	9565366	9565370	9565283
			AGS Reference						
Naphthalene-d8 % recovery**	%	TM218		106	95.5	93.8	91.3	91.5	96.8
Acenaphthene-d10 % recovery**	%	TM218		105	93.9	90.3	92.3	91.1	93.7
Phenanthrene-d10 % recovery**	%	TM218		105	92.2	89.7	90.7	87.9	89.9
Chrysene-d12 % recovery**	%	TM218		96.7	82.4	122	88.9	80.8	85.5
Perylene-d12 % recovery**	%	TM218		96.6	75.6	122	97.1	78.7	91.1
Naphthalene	<9 µg/kg	TM218		70 M	37.8 M	39.6 M	<9 M	<9 M	<9 M
Acenaphthylene	<12 µg/kg	TM218		<12 M	<12 M	38.8 M	<12 M	<12 M	<12 M
Acenaphthene	<8 µg/kg	TM218		<8 M	14.3 M	24.3 M	<8 M	<8 M	<8 M
Fluorene	<10 µg/kg	TM218		16.4 M	<10 M	51.7 M	<10 M	<10 M	<10 M
Phenanthrene	<15 µg/kg	TM218		192 M	431 M	266 M	144 M	122 M	54.9 M
Anthracene	<16 µg/kg	TM218		<16 M	47.3 M	192 M	<16 M	<16 M	<16 M
Fluoranthene	<17 µg/kg	TM218		51.2 M	951 M	505 M	57 M	<17 M	49.3 M
Pyrene	<15 µg/kg	TM218		62.7 M	713 M	519 M	48.4 M	<15 M	35 M
Benz(a)anthracene	<14 µg/kg	TM218		35.2 M	393 M	331 M	60.4 M	17.4 M	39 M
Chrysene	<10 µg/kg	TM218		76.1 M	561 M	633 M	90.2 M	52.3 M	32.8 M
Benzo(b)fluoranthene	<15 µg/kg	TM218		68.5 M	505 M	599 M	107 M	28.3 M	56.2 M
Benzo(k)fluoranthene	<14 µg/kg	TM218		17 M	188 M	235 M	20.3 M	<14 M	<14 M
Benzo(a)pyrene	<15 µg/kg	TM218		<15 M	262 M	532 M	40.9 M	<15 M	25.5 M
Indeno(1,2,3-cd)pyrene	<18 µg/kg	TM218		<18 M	145 M	430 M	27.5 M	<18 M	<18 M
Dibenzo(a,h)anthracene	<23 µg/kg	TM218		<23 M	54.4 M	<23 M	<23 M	<23 M	<23 M
Benzo(g,h,i)perylene	<24 µg/kg	TM218		<24 M	185 M	460 M	36.6 M	<24 M	<24 M
PAH, Total Detected USEPA 16	<118 µg/kg	TM218		589	4490	4860	633	220	293

CERTIFICATE OF ANALYSIS

SDG:	140706-11	**Location:**	Coed Darcy	**Order Number:**	CD0733
Job:	H_ATKINS_LDC-224	**Customer:**	Atkins Global Ltd	**Report Number:**	277388
Client Reference:	Site Wide Trial Pitting	**Attention:**	Jack Lowrie	**Superseded Report:**	

PAH by GCMS

Results Legend	
#	ISO17025 accredited.
M	*m*CERTS accredited.
aq	Aqueous / settled sample.
diss.filt	Dissolved / filtered sample.
tot.unfilt	Total / unfiltered sample.
*	Subcontracted test.
**	% recovery of the surrogate standard to check the efficiency of the method. The results of individual compounds within samples aren't corrected for the recovery
(F)	Trigger breach confirmed
1-5&+§@	Sample deviation (see appendix)

Component	LOD/Units	Method	Customer Sample R	IP283	IP283	IP284	IP284	IP285	IP285
			Depth (m)	1.50	2.50	0.50	1.50	0.50	1.50
			Sample Type	Soil/Solid	Soil/Solid	Soil/Solid	Soil/Solid	Soil/Solid	Soil/Solid
			Date Sampled	04/07/2014	04/07/2014	04/07/2014	04/07/2014	04/07/2014	04/07/2014
			Sample Time	.	.	.	.	.	.
			Date Received	06/07/2014	06/07/2014	06/07/2014	06/07/2014	06/07/2014	06/07/2014
			SDG Ref	140706-11	140706-11	140706-11	140706-11	140706-11	140706-11
			Lab Sample No.(s)	9565332	9565380	9565392	9565396	9565095	9565099
			AGS Reference						
Naphthalene-d8 % recovery**	%	TM218		102	99	82.6	92.1	94.4	98.6
Acenaphthene-d10 % recovery**	%	TM218		99.7	98.8	82.4	92.2	95	97.1
Phenanthrene-d10 % recovery**	%	TM218		99.8	96.3	81	88.5	93.5	95.2
Chrysene-d12 % recovery**	%	TM218		101	81.9	76.7	81.9	88.8	81.2
Perylene-d12 % recovery**	%	TM218		93.2	75.2	75.2	84.6	86.9	77.1
Naphthalene	<9 µg/kg	TM218		<9 M	<9 M	<9 M	<9 M	33.3 M	63.7 #
Acenaphthylene	<12 µg/kg	TM218		<12 M	<12 M	<12 M	<12 M	<12 M	<12 #
Acenaphthene	<8 µg/kg	TM218		<8 M	<8 M	<8 M	<8 M	<8 M	<8 #
Fluorene	<10 µg/kg	TM218		<10 M	<10 M	<10 M	<10 M	<10 M	<10 #
Phenanthrene	<15 µg/kg	TM218		98.7 M	41.7 M	48.5 M	35.7 M	75.7 M	<15 #
Anthracene	<16 µg/kg	TM218		<16 M	<16 M	<16 M	<16 M	<16 M	<16 #
Fluoranthene	<17 µg/kg	TM218		89 M	<17 M	<17 M	<17 M	38.8 M	<17 #
Pyrene	<15 µg/kg	TM218		64.7 M	<15 M	<15 M	<15 M	52.8 M	<15 #
Benz(a)anthracene	<14 µg/kg	TM218		<14 M	24.2 M	<14 M	<14 M	<14 M	18.6 #
Chrysene	<10 µg/kg	TM218		<10 M	20.2 M	<10 M	<10 M	47.6 M	<10 #
Benzo(b)fluoranthene	<15 µg/kg	TM218		<15 M	21.6 M	<15 M	<15 M	65.6 M	<15 #
Benzo(k)fluoranthene	<14 µg/kg	TM218		<14 M	<14 M	<14 M	<14 M	<14 M	<14 #
Benzo(a)pyrene	<15 µg/kg	TM218		<15 M	<15 M	<15 M	<15 M	22.2 M	<15 #
Indeno(1,2,3-cd)pyrene	<18 µg/kg	TM218		<18 M	<18 M	<18 M	<18 M	26 M	<18 #
Dibenzo(a,h)anthracene	<23 µg/kg	TM218		<23 M	<23 M	<23 M	<23 M	<23 M	<23 #
Benzo(g,h,i)perylene	<24 µg/kg	TM218		<24 M	<24 M	<24 M	<24 M	43.8 M	<24 #
PAH, Total Detected USEPA 16	<118 µg/kg	TM218		252	<118	<118	<118	406	<118

CERTIFICATE OF ANALYSIS

SDG:	140706-11	**Location:**	Coed Darcy	**Order Number:**	CD0733
Job:	H_ATKINS_LDC-224	**Customer:**	Atkins Global Ltd	**Report Number:**	277388
Client Reference:	Site Wide Trial Pitting	**Attention:**	Jack Lowrie	**Superseded Report:**	

PAH by GCMS

Results Legend	
#	ISO17025 accredited.
M	*m*CERTS accredited.
aq	Aqueous / settled sample.
diss.filt	Dissolved / filtered sample.
tot.unfilt	Total / unfiltered sample.
*	Subcontracted test.
**	% recovery of the surrogate standard to check the efficiency of the method. The results of individual compounds within samples aren't corrected for the recovery
(F)	Trigger breach confirmed
1-5&+§@	Sample deviation (see appendix)

Component	LOD/Units	Method	Customer Sample R	IP285	IP386	IP386	IP400	IP400	IP401
			Depth (m)	2.50	0.50	1.50	0.50	1.50	0.50
			Sample Type	Soil/Solid	Soil/Solid	Soil/Solid	Soil/Solid	Soil/Solid	Soil/Solid
			Date Sampled	04/07/2014	04/07/2014	04/07/2014	04/07/2014	04/07/2014	04/07/2014
			Sample Time	.	.	.	.	.	.
			Date Received	06/07/2014	06/07/2014	06/07/2014	06/07/2014	06/07/2014	06/07/2014
			SDG Ref	140706-11	140706-11	140706-11	140706-11	140706-11	140706-11
			Lab Sample No.(s)	9565103	9565091	9565135	9565185	9565233	9565211
			AGS Reference						
Naphthalene-d8 % recovery**	%	TM218		92.3	95.1	97.1	93.8	95.9	93.2
Acenaphthene-d10 % recovery**	%	TM218		96.6	96.1	103	93.2	95.9	92.2
Phenanthrene-d10 % recovery**	%	TM218		95.1	93.8	105	91.4	94	89.9
Chrysene-d12 % recovery**	%	TM218		90.5	86.1	96.3	87	82.1	82.4
Perylene-d12 % recovery**	%	TM218		98	93.4	99.7	84.3	80	76
Naphthalene	<9 µg/kg	TM218		264 M	776 M	1480 M	11 M	10.4 M	12.1 M
Acenaphthylene	<12 µg/kg	TM218		<12 M	30.2 M	<12 M	14.1 M	<12 M	<12 M
Acenaphthene	<8 µg/kg	TM218		<8 M	52.8 M	<8 M	<8 M	<8 M	<8 M
Fluorene	<10 µg/kg	TM218		30 M	86.4 M	238 M	<10 M	<10 M	<10 M
Phenanthrene	<15 µg/kg	TM218		57.5 M	82.6 M	80.7 M	56 M	61.7 M	76.6 M
Anthracene	<16 µg/kg	TM218		<16 M	<16 M	82.7 M	<16 M	<16 M	<16 M
Fluoranthene	<17 µg/kg	TM218		<17 M	148 M	19.3 M	104 M	<17 M	60.2 M
Pyrene	<15 µg/kg	TM218		<15 M	108 M	<15 M	89.3 M	<15 M	42.5 M
Benz(a)anthracene	<14 µg/kg	TM218		24 M	77.6 M	31 M	72.5 M	20.1 M	23 M
Chrysene	<10 µg/kg	TM218		<10 M	103 M	41.6 M	114 M	24.5 M	50.7 M
Benzo(b)fluoranthene	<15 µg/kg	TM218		<15 M	162 M	42.8 M	232 M	20.4 M	51.6 M
Benzo(k)fluoranthene	<14 µg/kg	TM218		<14 M	46.1 M	<14 M	64 M	<14 M	<14 M
Benzo(a)pyrene	<15 µg/kg	TM218		<15 M	91.4 M	<15 M	109 M	<15 M	19.8 M
Indeno(1,2,3-cd)pyrene	<18 µg/kg	TM218		<18 M	71.6 M	<18 M	102 M	<18 M	<18 M
Dibenzo(a,h)anthracene	<23 µg/kg	TM218		<23 M	<23 M	<23 M	28.4 M	<23 M	<23 M
Benzo(g,h,i)perylene	<24 µg/kg	TM218		<24 M	83 M	<24 M	119 M	<24 M	<24 M
PAH, Total Detected USEPA 16	<118 µg/kg	TM218		376	1920	2020	1120	137	336

CERTIFICATE OF ANALYSIS

SDG:	140706-11	**Location:**	Coed Darcy	**Order Number:**	CD0733
Job:	H_ATKINS_LDC-224	**Customer:**	Atkins Global Ltd	**Report Number:**	277388
Client Reference:	Site Wide Trial Pitting	**Attention:**	Jack Lowrie	**Superseded Report:**	

PAH by GCMS

Results Legend	
#	ISO17025 accredited.
M	*m*CERTS accredited.
aq	Aqueous / settled sample.
diss.filt	Dissolved / filtered sample.
tot.unfilt	Total / unfiltered sample.
*	Subcontracted test.
**	% recovery of the surrogate standard to check the efficiency of the method. The results of individual compounds within samples aren't corrected for the recovery
(F)	Trigger breach confirmed
1-5&+§@	Sample deviation (see appendix)

Component	LOD/Units	Method	Customer Sample R	IP401	IP401	IP401	IP401	IP402	IP402
			Depth (m)	1.50	2.50	3.50	3.90	0.50	1.50
			Sample Type	Soil/Solid	Soil/Solid	Soil/Solid	Soil/Solid	Soil/Solid	Soil/Solid
			Date Sampled	04/07/2014	04/07/2014	04/07/2014	04/07/2014	04/07/2014	04/07/2014
			Sample Time	.	.	.	.	.	.
			Date Received	06/07/2014	06/07/2014	06/07/2014	06/07/2014	06/07/2014	06/07/2014
			SDG Ref	140706-11	140706-11	140706-11	140706-11	140706-11	140706-11
			Lab Sample No.(s)	9565216	9565220	9565224	9565228	9565127	9565131
			AGS Reference						
Naphthalene-d8 % recovery**	%	TM218		90.9	92.9	90.9	94.5	98.1	100
Acenaphthene-d10 % recovery**	%	TM218		91	92.7	92.5	98	96	98.9
Phenanthrene-d10 % recovery**	%	TM218		87	88.8	87.4	95.4	93.8	97
Chrysene-d12 % recovery**	%	TM218		79.5	80.6	77.7	87.1	90	83.9
Perylene-d12 % recovery**	%	TM218		77.5	78.2	71.8	87.6	93	77.4
Naphthalene	<9 µg/kg	TM218		14.3 M	<9 M	61.8 M	710 M	<9 M	<9 M
Acenaphthylene	<12 µg/kg	TM218		<12 M	<12 M	<12 M	24.5 M	<12 M	<12 M
Acenaphthene	<8 µg/kg	TM218		<8 M	<8 M	17.5 M	76.7 M	<8 M	<8 M
Fluorene	<10 µg/kg	TM218		<10 M	<10 M	13.1 M	82.3 M	<10 M	<10 M
Phenanthrene	<15 µg/kg	TM218		97.2 M	73.3 M	173 M	106 M	48.4 M	50.9 M
Anthracene	<16 µg/kg	TM218		<16 M	<16 M	<16 M	<16 M	<16 M	<16 M
Fluoranthene	<17 µg/kg	TM218		85.6 M	<17 M	99.9 M	28.7 M	<17 M	<17 M
Pyrene	<15 µg/kg	TM218		60.2 M	<15 M	70.7 M	<15 M	<15 M	<15 M
Benz(a)anthracene	<14 µg/kg	TM218		33.6 M	<14 M	40.7 M	21.6 M	<14 M	22.6 M
Chrysene	<10 µg/kg	TM218		56.2 M	<10 M	73.1 M	39.4 M	27.7 M	24.9 M
Benzo(b)fluoranthene	<15 µg/kg	TM218		45.2 M	<15 M	50.2 M	38 M	46 M	24.4 M
Benzo(k)fluoranthene	<14 µg/kg	TM218		16.3 M	<14 M	15.8 M	<14 M	<14 M	<14 M
Benzo(a)pyrene	<15 µg/kg	TM218		21.2 M	<15 M	23.5 M	<15 M	<15 M	<15 M
Indeno(1,2,3-cd)pyrene	<18 µg/kg	TM218		<18 M	<18 M	<18 M	<18 M	<18 M	<18 M
Dibenzo(a,h)anthracene	<23 µg/kg	TM218		<23 M	<23 M	<23 M	<23 M	<23 M	<23 M
Benzo(g,h,i)perylene	<24 µg/kg	TM218		<24 M	<24 M	<24 M	<24 M	<24 M	<24 M
PAH, Total Detected USEPA 16	<118 µg/kg	TM218		430	<118	640	1130	122	123

CERTIFICATE OF ANALYSIS

SDG:	140706-11	**Location:**	Coed Darcy	**Order Number:**	CD0733
Job:	H_ATKINS_LDC-224	**Customer:**	Atkins Global Ltd	**Report Number:**	277388
Client Reference:	Site Wide Trial Pitting	**Attention:**	Jack Lowrie	**Superseded Report:**	

PAH by GCMS

Results Legend	
#	ISO17025 accredited.
M	*m*CERTS accredited.
aq	Aqueous / settled sample.
diss.filt	Dissolved / filtered sample.
tot.unfilt	Total / unfiltered sample.
*	Subcontracted test.
**	% recovery of the surrogate standard to check the efficiency of the method. The results of individual compounds within samples aren't corrected for the recovery
(F)	Trigger breach confirmed
1-5&+§@	Sample deviation (see appendix)

Component	LOD/Units	Method	Customer Sample R	IP402	IP402	IP406	IP406	IP406	IP406
			Depth (m)	2.50	3.50	0.50	1.50	2.50	3.50
			Sample Type	Soil/Solid	Soil/Solid	Soil/Solid	Soil/Solid	Soil/Solid	Soil/Solid
			Date Sampled	04/07/2014	04/07/2014	04/07/2014	04/07/2014	04/07/2014	04/07/2014
			Sample Time	.	.	.	.	.	.
			Date Received	06/07/2014	06/07/2014	06/07/2014	06/07/2014	06/07/2014	06/07/2014
			SDG Ref	140706-11	140706-11	140706-11	140706-11	140706-11	140706-11
			Lab Sample No.(s)	9565140	9565146	9565107	9565111	9565115	9565119
			AGS Reference						
Naphthalene-d8 % recovery**	%	TM218		93.1	100	88.5	101	95.1	97.1
Acenaphthene-d10 % recovery**	%	TM218		93.4	98.7	92	99.8	93.4	95.7
Phenanthrene-d10 % recovery**	%	TM218		90.5	95.9	86	98.1	91.7	91
Chrysene-d12 % recovery**	%	TM218		83.4	80.8	81.6	84	77.3	94.4
Perylene-d12 % recovery**	%	TM218		85	71.1	89.4	77.9	67.8	87.6
Naphthalene	<9 µg/kg	TM218		<9 M	<9 M	<9 M	<9 M	<9 M	<9 M
Acenaphthylene	<12 µg/kg	TM218		<12 M	<12 M	<12 M	<12 M	<12 M	<12 M
Acenaphthene	<8 µg/kg	TM218		<8 M	<8 M	<8 M	<8 M	<8 M	<8 M
Fluorene	<10 µg/kg	TM218		<10 M	<10 M	<10 M	<10 M	<10 M	<10 M
Phenanthrene	<15 µg/kg	TM218		147 M	134 M	40.6 M	104 M	99.6 M	63.1 M
Anthracene	<16 µg/kg	TM218		<16 M	<16 M	<16 M	<16 M	<16 M	<16 M
Fluoranthene	<17 µg/kg	TM218		<17 M	<17 M	<17 M	<17 M	<17 M	<17 M
Pyrene	<15 µg/kg	TM218		<15 M	<15 M	<15 M	<15 M	<15 M	<15 M
Benz(a)anthracene	<14 µg/kg	TM218		<14 M	18 M	<14 M	20.6 M	16.9 M	<14 M
Chrysene	<10 µg/kg	TM218		<10 M	47.2 M	<10 M	37.2 M	35.4 M	<10 M
Benzo(b)fluoranthene	<15 µg/kg	TM218		<15 M	25.3 M	<15 M	26.1 M	20.2 M	<15 M
Benzo(k)fluoranthene	<14 µg/kg	TM218		<14 M	<14 M	<14 M	<14 M	<14 M	<14 M
Benzo(a)pyrene	<15 µg/kg	TM218		<15 M	<15 M	<15 M	<15 M	<15 M	<15 M
Indeno(1,2,3-cd)pyrene	<18 µg/kg	TM218		<18 M	<18 M	<18 M	<18 M	<18 M	<18 M
Dibenzo(a,h)anthracene	<23 µg/kg	TM218		<23 M	<23 M	<23 M	<23 M	<23 M	<23 M
Benzo(g,h,i)perylene	<24 µg/kg	TM218		<24 M	<24 M	<24 M	<24 M	<24 M	<24 M
PAH, Total Detected USEPA 16	<118 µg/kg	TM218		147	225	<118	188	172	<118

CERTIFICATE OF ANALYSIS

SDG:	140706-11	**Location:**	Coed Darcy	**Order Number:**	CD0733
Job:	H_ATKINS_LDC-224	**Customer:**	Atkins Global Ltd	**Report Number:**	277388
Client Reference:	Site Wide Trial Pitting	**Attention:**	Jack Lowrie	**Superseded Report:**	

PAH by GCMS

Results Legend	
#	ISO17025 accredited.
M	*m*CERTS accredited.
aq	Aqueous / settled sample.
diss.filt	Dissolved / filtered sample.
tot.unfilt	Total / unfiltered sample.
*	Subcontracted test.
**	% recovery of the surrogate standard to check the efficiency of the method. The results of individual compounds within samples aren't corrected for the recovery
(F)	Trigger breach confirmed
1-5&+§@	Sample deviation (see appendix)

Component	LOD/Units	Method	Customer Sample R	IP406	IP408	IP408	IP408	IP409	IP409
			Depth (m)	4.50	0.50	1.50	2.50	0.50	1.50
			Sample Type	Soil/Solid	Soil/Solid	Soil/Solid	Soil/Solid	Soil/Solid	Soil/Solid
			Date Sampled	04/07/2014	04/07/2014	04/07/2014	04/07/2014	04/07/2014	04/07/2014
			Sample Time	.	.	.	.	.	.
			Date Received	06/07/2014	06/07/2014	06/07/2014	06/07/2014	06/07/2014	06/07/2014
			SDG Ref	140706-11	140706-11	140706-11	140706-11	140706-11	140706-11
			Lab Sample No.(s)	9565123	9565176	9565180	9565189	9565193	9565198
			AGS Reference						
Naphthalene-d8 % recovery**	%	TM218		102	96.1	98.1	98.3	98.1	98.6
Acenaphthene-d10 % recovery**	%	TM218		101	92.5	95.2	96.4	95	97.3
Phenanthrene-d10 % recovery**	%	TM218		99.3	89.5	92.6	93.7	92.2	94.9
Chrysene-d12 % recovery**	%	TM218		83.4	86.9	88.1	90.2	93.8	92.7
Perylene-d12 % recovery**	%	TM218		74.5	85.9	87.2	89.4	96.5	93.6
Naphthalene	<9 µg/kg	TM218		<9 M	<9 M	<9 M	<9 M	41.1 M	199 M
Acenaphthylene	<12 µg/kg	TM218		<12 M	<12 M	<12 M	<12 M	223 M	63.4 M
Acenaphthene	<8 µg/kg	TM218		<8 M	<8 M	<8 M	<8 M	15 M	24.8 M
Fluorene	<10 µg/kg	TM218		<10 M	<10 M	<10 M	<10 M	14.7 M	36.4 M
Phenanthrene	<15 µg/kg	TM218		85 M	49.6 M	52.3 M	86.7 M	592 M	130 M
Anthracene	<16 µg/kg	TM218		<16 M	<16 M	<16 M	<16 M	147 M	18.8 M
Fluoranthene	<17 µg/kg	TM218		<17 M	<17 M	<17 M	<17 M	2310 M	239 M
Pyrene	<15 µg/kg	TM218		<15 M	<15 M	<15 M	<15 M	1730 M	179 M
Benz(a)anthracene	<14 µg/kg	TM218		20.7 M	17.6 M	16.9 M	<14 M	1150 M	119 M
Chrysene	<10 µg/kg	TM218		30.4 M	33 M	24.8 M	36.8 M	1140 M	158 M
Benzo(b)fluoranthene	<15 µg/kg	TM218		<15 M	28.6 M	<15 M	<15 M	2140 M	260 M
Benzo(k)fluoranthene	<14 µg/kg	TM218		<14 M	<14 M	<14 M	<14 M	673 M	81.2 M
Benzo(a)pyrene	<15 µg/kg	TM218		<15 M	<15 M	<15 M	<15 M	1270 M	126 M
Indeno(1,2,3-cd)pyrene	<18 µg/kg	TM218		<18 M	<18 M	<18 M	<18 M	926 M	122 M
Dibenzo(a,h)anthracene	<23 µg/kg	TM218		<23 M	<23 M	<23 M	<23 M	226 M	32.3 M
Benzo(g,h,i)perylene	<24 µg/kg	TM218		<24 M	<24 M	<24 M	<24 M	1040 M	156 M
PAH, Total Detected USEPA 16	<118 µg/kg	TM218		136	129	<118	123	13600	1940

CERTIFICATE OF ANALYSIS

SDG:	140706-11	**Location:**	Coed Darcy	**Order Number:**	CD0733
Job:	H_ATKINS_LDC-224	**Customer:**	Atkins Global Ltd	**Report Number:**	277388
Client Reference:	Site Wide Trial Pitting	**Attention:**	Jack Lowrie	**Superseded Report:**	

PAH by GCMS

Results Legend	
#	ISO17025 accredited.
M	*m*CERTS accredited.
aq	Aqueous / settled sample.
diss.filt	Dissolved / filtered sample.
tot.unfilt	Total / unfiltered sample.
*	Subcontracted test.
**	% recovery of the surrogate standard to check the efficiency of the method. The results of individual compounds within samples aren't corrected for the recovery
(F)	Trigger breach confirmed
1-5&+§@	Sample deviation (see appendix)

Component	LOD/Units	Method	Customer Sample R	IP409	IP409	IP426	IP426	IP433	IP433
			Depth (m)	1.90	2.50	0.50	1.50	0.50	1.50
			Sample Type	Soil/Solid	Soil/Solid	Soil/Solid	Soil/Solid	Soil/Solid	Soil/Solid
			Date Sampled	04/07/2014	04/07/2014	04/07/2014	04/07/2014	04/07/2014	04/07/2014
			Sample Time	.	.	.	.	.	.
			Date Received	06/07/2014	06/07/2014	06/07/2014	06/07/2014	06/07/2014	06/07/2014
			SDG Ref	140706-11	140706-11	140706-11	140706-11	140706-11	140706-11
			Lab Sample No.(s)	9565203	9565207	9565150	9565154	9565158	9565162
			AGS Reference						
Naphthalene-d8 % recovery**	%	TM218		94	95.1	101	94.1	98.1	94.8
Acenaphthene-d10 % recovery**	%	TM218		97.3	97.9	99.3	93.1	94.5	94
Phenanthrene-d10 % recovery**	%	TM218		95.5	95	90.1	90.5	88.3	94.3
Chrysene-d12 % recovery**	%	TM218		88.5	87.4	96.1	86.5	91.7	86.9
Perylene-d12 % recovery**	%	TM218		87.7	86.6	94.1	91.3	99.4	83.7
Naphthalene	<9 µg/kg	TM218		935 M	526 M	<9 M	33.9 M	<9 M	29.3 M
Acenaphthylene	<12 µg/kg	TM218		75.7 M	48.8 M	<12 M	<12 M	<12 M	<12 M
Acenaphthene	<8 µg/kg	TM218		143 M	95.9 M	<8 M	15.9 M	<8 M	15.4 M
Fluorene	<10 µg/kg	TM218		176 M	81.1 M	<10 M	13.2 M	<10 M	80.5 M
Phenanthrene	<15 µg/kg	TM218		88.9 M	131 M	36.7 M	184 M	42.6 M	137 M
Anthracene	<16 µg/kg	TM218		<16 M	<16 M	<16 M	<16 M	<16 M	<16 M
Fluoranthene	<17 µg/kg	TM218		<17 M	<17 M	<17 M	222 M	43.6 M	20.4 M
Pyrene	<15 µg/kg	TM218		<15 M	<15 M	<15 M	170 M	33.1 M	21.6 M
Benz(a)anthracene	<14 µg/kg	TM218		17.9 M	<14 M	<14 M	189 M	16.4 M	21 M
Chrysene	<10 µg/kg	TM218		30.6 M	43.3 M	<10 M	227 M	33.8 M	23.6 M
Benzo(b)fluoranthene	<15 µg/kg	TM218		24.7 M	26 M	<15 M	373 M	40.2 M	25.2 M
Benzo(k)fluoranthene	<14 µg/kg	TM218		<14 M	<14 M	<14 M	118 M	<14 M	<14 M
Benzo(a)pyrene	<15 µg/kg	TM218		<15 M	<15 M	<15 M	188 M	26.1 M	<15 M
Indeno(1,2,3-cd)pyrene	<18 µg/kg	TM218		<18 M	<18 M	<18 M	146 M	22.9 M	<18 M
Dibenzo(a,h)anthracene	<23 µg/kg	TM218		<23 M	<23 M	<23 M	54.6 M	<23 M	<23 M
Benzo(g,h,i)perylene	<24 µg/kg	TM218		<24 M	<24 M	<24 M	185 M	<24 M	<24 M
PAH, Total Detected USEPA 16	<118 µg/kg	TM218		1490	952	<118	2120	259	374

CERTIFICATE OF ANALYSIS

SDG:	140706-11	**Location:**	Coed Darcy	**Order Number:**	CD0733
Job:	H_ATKINS_LDC-224	**Customer:**	Atkins Global Ltd	**Report Number:**	277388
Client Reference:	Site Wide Trial Pitting	**Attention:**	Jack Lowrie	**Superseded Report:**	

PAH by GCMS

Results Legend	
#	ISO17025 accredited.
M	*m*CERTS accredited.
aq	Aqueous / settled sample.
diss.filt	Dissolved / filtered sample.
tot.unfilt	Total / unfiltered sample.
*	Subcontracted test.
**	% recovery of the surrogate standard to check the efficiency of the method. The results of individual compounds within samples aren't corrected for the recovery
(F)	Trigger breach confirmed
1-5&+§@	Sample deviation (see appendix)

Component	LOD/Units	Method	Customer Sample R	IP433	IP433	IP436	IP436	IP436	IP448
			Depth (m)	2.50	3.00	0.50	1.50	2.20	0.50
			Sample Type	Soil/Solid	Soil/Solid	Soil/Solid	Soil/Solid	Soil/Solid	Soil/Solid
			Date Sampled	04/07/2014	04/07/2014	04/07/2014	04/07/2014	04/07/2014	04/07/2014
			Sample Time	.	.	.	.	.	.
			Date Received	06/07/2014	06/07/2014	06/07/2014	06/07/2014	06/07/2014	06/07/2014
			SDG Ref	140706-11	140706-11	140706-11	140706-11	140706-11	140706-11
			Lab Sample No.(s)	9565167	9565171	9565264	9565269	9565274	9565250
			AGS Reference						
Naphthalene-d8 % recovery**	%	TM218		90.1	93.5	96.5	103	94.8	97.2
Acenaphthene-d10 % recovery**	%	TM218		92	94.2	96.7	103	95.2	93.1
Phenanthrene-d10 % recovery**	%	TM218		89.7	95.3	95.1	100	91.4	87.4
Chrysene-d12 % recovery**	%	TM218		86	93.5	92	94.5	83.8	92.9
Perylene-d12 % recovery**	%	TM218		92.2	90.6	91.6	98.2	84.9	100
Naphthalene	<9 µg/kg	TM218		81.7 M	99.5 #	<9 M	<9 M	<9 M	<9 M
Acenaphthylene	<12 µg/kg	TM218		<12 M	20.4 #	<12 M	<12 M	<12 M	<12 M
Acenaphthene	<8 µg/kg	TM218		29.3 M	81.2 #	<8 M	<8 M	<8 M	<8 M
Fluorene	<10 µg/kg	TM218		159 M	368 #	<10 M	<10 M	<10 M	<10 M
Phenanthrene	<15 µg/kg	TM218		291 M	431 #	62.2 M	70.3 M	69.4 M	32.5 M
Anthracene	<16 µg/kg	TM218		36.3 M	103 #	<16 M	<16 M	<16 M	<16 M
Fluoranthene	<17 µg/kg	TM218		<17 M	32.2 #	29.2 M	<17 M	<17 M	32 M
Pyrene	<15 µg/kg	TM218		<15 M	46.1 #	20.9 M	<15 M	<15 M	22.8 M
Benz(a)anthracene	<14 µg/kg	TM218		<14 M	<14 #	<14 M	<14 M	<14 M	<14 M
Chrysene	<10 µg/kg	TM218		<10 M	25.6 #	33.1 M	21 M	<10 M	<10 M
Benzo(b)fluoranthene	<15 µg/kg	TM218		<15 M	<15 #	55 M	42 M	<15 M	<15 M
Benzo(k)fluoranthene	<14 µg/kg	TM218		<14 M	<14 #	<14 M	<14 M	<14 M	<14 M
Benzo(a)pyrene	<15 µg/kg	TM218		<15 M	<15 #	<15 M	<15 M	<15 M	<15 M
Indeno(1,2,3-cd)pyrene	<18 µg/kg	TM218		<18 M	<18 #	<18 M	<18 M	<18 M	<18 M
Dibenzo(a,h)anthracene	<23 µg/kg	TM218		<23 M	<23 #	<23 M	<23 M	<23 M	<23 M
Benzo(g,h,i)perylene	<24 µg/kg	TM218		<24 M	<24 #	<24 M	<24 M	<24 M	<24 M
PAH, Total Detected USEPA 16	<118 µg/kg	TM218		597	1210	200	133	<118	<118

CERTIFICATE OF ANALYSIS

SDG:	140706-11	**Location:**	Coed Darcy	**Order Number:**	CD0733
Job:	H_ATKINS_LDC-224	**Customer:**	Atkins Global Ltd	**Report Number:**	277388
Client Reference:	Site Wide Trial Pitting	**Attention:**	Jack Lowrie	**Superseded Report:**	

PAH by GCMS

Results Legend	
#	ISO17025 accredited.
M	*m*CERTS accredited.
aq	Aqueous / settled sample.
diss.filt	Dissolved / filtered sample.
tot.unfilt	Total / unfiltered sample.
*	Subcontracted test.
**	% recovery of the surrogate standard to check the efficiency of the method. The results of individual compounds within samples aren't corrected for the recovery
(F)	Trigger breach confirmed
1-5&+§@	Sample deviation (see appendix)

Component	LOD/Units	Method	Customer Sample R	IP448	IP448	IP456	IP456	IP456	IP459
			Depth (m)	1.50	2.50	0.50	1.50	2.30	0.50
			Sample Type	Soil/Solid	Soil/Solid	Soil/Solid	Soil/Solid	Soil/Solid	Soil/Solid
			Date Sampled	04/07/2014	04/07/2014	04/07/2014	04/07/2014	04/07/2014	04/07/2014
			Sample Time	.	.	.	.	.	.
			Date Received	06/07/2014	06/07/2014	06/07/2014	06/07/2014	06/07/2014	06/07/2014
			SDG Ref	140706-11	140706-11	140706-11	140706-11	140706-11	140706-11
			Lab Sample No.(s)	9565255	9565260	9565237	9565241	9565246	9565278
			AGS Reference						
Naphthalene-d8 % recovery**	%	TM218		96.8	93.8	98.3	95.3	98.1	97.2
Acenaphthene-d10 % recovery**	%	TM218		95.8	91.3	94.5	95.8	99.8	97.1
Phenanthrene-d10 % recovery**	%	TM218		95	90.6	86.7	91.9	96.1	95.7
Chrysene-d12 % recovery**	%	TM218		87.6	81.6	88	87.9	98.7	91
Perylene-d12 % recovery**	%	TM218		86.8	77.5	90	97.2	91.7	88.6
Naphthalene	<9 µg/kg	TM218		<9 M	<9 M	58.8 M	19.6 M	<9 M	<9 M
Acenaphthylene	<12 µg/kg	TM218		<12 M	<12 M	<12 M	<12 M	<12 M	<12 M
Acenaphthene	<8 µg/kg	TM218		<8 M	<8 M	12.2 M	<8 M	<8 M	<8 M
Fluorene	<10 µg/kg	TM218		<10 M	<10 M	<10 M	<10 M	<10 M	<10 M
Phenanthrene	<15 µg/kg	TM218		38.3 M	25.7 M	159 M	104 M	104 M	40.3 M
Anthracene	<16 µg/kg	TM218		<16 M	<16 M	<16 M	<16 M	<16 M	<16 M
Fluoranthene	<17 µg/kg	TM218		<17 M	<17 M	230 M	153 M	177 M	<17 M
Pyrene	<15 µg/kg	TM218		<15 M	<15 M	164 M	117 M	123 M	<15 M
Benz(a)anthracene	<14 µg/kg	TM218		<14 M	<14 M	123 M	83.1 M	120 M	<14 M
Chrysene	<10 µg/kg	TM218		<10 M	<10 M	201 M	95.4 M	137 M	<10 M
Benzo(b)fluoranthene	<15 µg/kg	TM218		25.4 M	<15 M	219 M	137 M	156 M	<15 M
Benzo(k)fluoranthene	<14 µg/kg	TM218		<14 M	<14 M	80.3 M	44.8 M	55.9 M	<14 M
Benzo(a)pyrene	<15 µg/kg	TM218		<15 M	<15 M	131 M	80.5 M	65.5 M	<15 M
Indeno(1,2,3-cd)pyrene	<18 µg/kg	TM218		<18 M	<18 M	105 M	52.6 M	42.7 M	<18 M
Dibenzo(a,h)anthracene	<23 µg/kg	TM218		<23 M	<23 M	38.5 M	<23 M	<23 M	<23 M
Benzo(g,h,i)perylene	<24 µg/kg	TM218		<24 M	<24 M	97.2 M	63.3 M	59.1 M	<24 M
PAH, Total Detected USEPA 16	<118 µg/kg	TM218		<118	<118	1620	950	1040	<118

CERTIFICATE OF ANALYSIS

SDG:	140706-11	**Location:**	Coed Darcy	**Order Number:**	CD0733
Job:	H_ATKINS_LDC-224	**Customer:**	Atkins Global Ltd	**Report Number:**	277388
Client Reference:	Site Wide Trial Pitting	**Attention:**	Jack Lowrie	**Superseded Report:**	

PAH by GCMS

Results Legend	
#	ISO17025 accredited.
M	*m*CERTS accredited.
aq	Aqueous / settled sample.
diss.filt	Dissolved / filtered sample.
tot.unfilt	Total / unfiltered sample.
*	Subcontracted test.
**	% recovery of the surrogate standard to check the efficiency of the method. The results of individual compounds within samples aren't corrected for the recovery
(F)	Trigger breach confirmed
1-5&+§@	Sample deviation (see appendix)

Component	LOD/Units	Method	Customer Sample R	IP459	IP459	IP459	IP460	IP460	IP460
			Depth (m)	1.50	2.50	3.60	0.50	1.50	2.50
			Sample Type	Soil/Solid	Soil/Solid	Soil/Solid	Soil/Solid	Soil/Solid	Soil/Solid
			Date Sampled	04/07/2014	04/07/2014	04/07/2014	04/07/2014	04/07/2014	04/07/2014
			Sample Time	.	.	.	.	.	.
			Date Received	06/07/2014	06/07/2014	06/07/2014	06/07/2014	06/07/2014	06/07/2014
			SDG Ref	140706-11	140706-11	140706-11	140706-11	140706-11	140706-11
			Lab Sample No.(s)	9565287	9565292	9565296	9565300	9565305	9565309
			AGS Reference						
Naphthalene-d8 % recovery**	%	TM218		96.7	93.1	95.1	90.6	93	93.3
Acenaphthene-d10 % recovery**	%	TM218		95.4	94.4	98	93.4	91.3	92.2
Phenanthrene-d10 % recovery**	%	TM218		92.8	92.8	95.1	90.8	91.1	92.1
Chrysene-d12 % recovery**	%	TM218		93.7	84.1	87.4	81.4	83.2	84.2
Perylene-d12 % recovery**	%	TM218		84.5	81.6	89.2	82.9	79.9	82.5
Naphthalene	<9 µg/kg	TM218		<9 M	286 M	618 M	<9 M	<9 M	<9 M
Acenaphthylene	<12 µg/kg	TM218		<12 M	44.7 M	53.9 M	<12 M	<12 M	<12 M
Acenaphthene	<8 µg/kg	TM218		<8 M	63.2 M	99.2 M	<8 M	<8 M	<8 M
Fluorene	<10 µg/kg	TM218		<10 M	45 M	91.6 M	<10 M	<10 M	<10 M
Phenanthrene	<15 µg/kg	TM218		64.6 M	47.6 M	80.9 M	35.5 M	17.4 M	<15 M
Anthracene	<16 µg/kg	TM218		<16 M	<16 M	<16 M	<16 M	<16 M	<16 M
Fluoranthene	<17 µg/kg	TM218		38.8 M	<17 M	<17 M	<17 M	<17 M	<17 M
Pyrene	<15 µg/kg	TM218		27.9 M	<15 M	<15 M	<15 M	<15 M	<15 M
Benz(a)anthracene	<14 µg/kg	TM218		<14 M	<14 M	<14 M	<14 M	<14 M	<14 M
Chrysene	<10 µg/kg	TM218		<10 M	<10 M	23.1 M	19.7 M	<10 M	<10 M
Benzo(b)fluoranthene	<15 µg/kg	TM218		<15 M	<15 M	<15 M	<15 M	<15 M	<15 M
Benzo(k)fluoranthene	<14 µg/kg	TM218		<14 M	<14 M	<14 M	<14 M	<14 M	<14 M
Benzo(a)pyrene	<15 µg/kg	TM218		<15 M	<15 M	<15 M	<15 M	<15 M	<15 M
Indeno(1,2,3-cd)pyrene	<18 µg/kg	TM218		<18 M	<18 M	<18 M	<18 M	<18 M	<18 M
Dibenzo(a,h)anthracene	<23 µg/kg	TM218		<23 M	<23 M	<23 M	<23 M	<23 M	<23 M
Benzo(g,h,i)perylene	<24 µg/kg	TM218		<24 M	<24 M	<24 M	<24 M	<24 M	<24 M
PAH, Total Detected USEPA 16	<118 µg/kg	TM218		131	487	967	<118	<118	<118

CERTIFICATE OF ANALYSIS

SDG:	140706-11	**Location:**	Coed Darcy	**Order Number:**	CD0733
Job:	H_ATKINS_LDC-224	**Customer:**	Atkins Global Ltd	**Report Number:**	277388
Client Reference:	Site Wide Trial Pitting	**Attention:**	Jack Lowrie	**Superseded Report:**	

PAH by GCMS

Results Legend

#	ISO17025 accredited.
M	*m*CERTS accredited.
aq	Aqueous / settled sample.
diss.filt	Dissolved / filtered sample.
tot.unfilt	Total / unfiltered sample.
*	Subcontracted test.
**	% recovery of the surrogate standard to check the efficiency of the method. The results of individual compounds within samples aren't corrected for the recovery
(F)	Trigger breach confirmed
1-5&+§@	Sample deviation (see appendix)

Component	LOD/Units	Method	Customer Sample R	IP461	IP461	IP461	IP461	IP461
			Depth (m)	0.50	1.50	2.50	3.50	4.30
			Sample Type	Soil/Solid	Soil/Solid	Soil/Solid	Soil/Solid	Soil/Solid
			Date Sampled	04/07/2014	04/07/2014	04/07/2014	04/07/2014	04/07/2014
			Sample Time	.	.	.	.	.
			Date Received	06/07/2014	06/07/2014	06/07/2014	06/07/2014	06/07/2014
			SDG Ref	140706-11	140706-11	140706-11	140706-11	140706-11
			Lab Sample No.(s)	9565314	9565320	9565324	9565328	9565336
			AGS Reference					
Naphthalene-d8 % recovery**	%	TM218		98.5	94.5	101	95.6	96.5
Acenaphthene-d10 % recovery**	%	TM218		96.8	92.2	99.4	95.1	96.3
Phenanthrene-d10 % recovery**	%	TM218		93.6	92.1	97.2	94.6	95
Chrysene-d12 % recovery**	%	TM218		84.7	83.4	81.4	86.4	86.6
Perylene-d12 % recovery**	%	TM218		79.4	79.8	73.1	83.3	83.8
Naphthalene	<9 µg/kg	TM218		<9 M	<9 M	<9 M	225 M	431 M
Acenaphthylene	<12 µg/kg	TM218		<12 M	<12 M	<12 M	<12 M	21.3 M
Acenaphthene	<8 µg/kg	TM218		<8 M	<8 M	<8 M	12.1 M	51 M
Fluorene	<10 µg/kg	TM218		<10 M	<10 M	<10 M	30.3 M	36.3 M
Phenanthrene	<15 µg/kg	TM218		70.4 M	27.2 M	64.5 M	157 M	64.3 M
Anthracene	<16 µg/kg	TM218		<16 M	<16 M	<16 M	<16 M	<16 M
Fluoranthene	<17 µg/kg	TM218		<17 M	<17 M	<17 M	30.9 M	<17 M
Pyrene	<15 µg/kg	TM218		<15 M	<15 M	<15 M	20.9 M	<15 M
Benz(a)anthracene	<14 µg/kg	TM218		<14 M	<14 M	23 M	18 M	23 M
Chrysene	<10 µg/kg	TM218		33.8 M	<10 M	25 M	60.7 M	18.5 M
Benzo(b)fluoranthene	<15 µg/kg	TM218		25.7 M	<15 M	<15 M	42.2 M	19.5 M
Benzo(k)fluoranthene	<14 µg/kg	TM218		<14 M	<14 M	<14 M	<14 M	<14 M
Benzo(a)pyrene	<15 µg/kg	TM218		<15 M	<15 M	<15 M	<15 M	<15 M
Indeno(1,2,3-cd)pyrene	<18 µg/kg	TM218		<18 M	<18 M	<18 M	<18 M	<18 M
Dibenzo(a,h)anthracene	<23 µg/kg	TM218		<23 M	<23 M	<23 M	<23 M	<23 M
Benzo(g,h,i)perylene	<24 µg/kg	TM218		<24 M	<24 M	<24 M	<24 M	<24 M
PAH, Total Detected USEPA 16	<118 µg/kg	TM218		130	<118	<118	597	665

CERTIFICATE OF ANALYSIS

SDG:	140706-11	**Location:**	Coed Darcy	**Order Number:**	CD0733
Job:	H_ATKINS_LDC-224	**Customer:**	Atkins Global Ltd	**Report Number:**	277388
Client Reference:	Site Wide Trial Pitting	**Attention:**	Jack Lowrie	**Superseded Report:**	

TPH CWG (S)

Results Legend	
#	ISO17025 accredited.
M	*m*CERTS accredited.
aq	Aqueous / settled sample.
diss.filt	Dissolved / filtered sample.
tot.unfilt	Total / unfiltered sample.
*	Subcontracted test.
**	% recovery of the surrogate standard to check the efficiency of the method. The results of individual compounds within samples aren't corrected for the recovery
(F)	Trigger breach confirmed
1-5&+§@	Sample deviation (see appendix)

Component	LOD/Units	Method	Customer Sample R	IP051	IP051	IP051	IP054	IP054	IP054
			Depth (m)	0.50	1.50	2.50	0.50	1.50	2.50
			Sample Type	Soil/Solid	Soil/Solid	Soil/Solid	Soil/Solid	Soil/Solid	Soil/Solid
			Date Sampled	04/07/2014	04/07/2014	04/07/2014	04/07/2014	04/07/2014	04/07/2014
			Sample Time	.	.	.	.	.	.
			Date Received	06/07/2014	06/07/2014	06/07/2014	06/07/2014	06/07/2014	06/07/2014
			SDG Ref	140706-11	140706-11	140706-11	140706-11	140706-11	140706-11
			Lab Sample No.(s)	9565375	9565384	9565388	9565340	9565345	9565349
			AGS Reference						
GRO Surrogate % recovery**	%	TM089		95	100	96	93	139	96
GRO TOT (Moisture Corrected)	<44 µg/kg	TM089		<176 M	<176 M	<176 M	10100 M	1240 M	46400 M
Methyl tertiary butyl ether (MTBE)	<5 µg/kg	TM089		<20 M	<20 M	<20 M	<100 M	<20 M	<20 M
Benzene	<10 µg/kg	TM089		<40 M	<40 M	<40 M	<200 M	<40 M	<40 M
Toluene	<2 µg/kg	TM089		<8 M	<8 M	<8 M	<40 M	<8 M	<8 M
Ethylbenzene	<3 µg/kg	TM089		<12 M	<12 M	<12 M	<60 M	<12 M	<12 M
m,p-Xylene	<6 µg/kg	TM089		<24 M	<24 M	<24 M	<120 M	<24 M	<24 M
o-Xylene	<3 µg/kg	TM089		<12 M	<12 M	<12 M	<60 M	<12 M	<12 M
sum of detected mpo xylene by GC	<9 µg/kg	TM089		<9	<9	<9	<9	<9	<9
sum of detected BTEX by GC	<24 µg/kg	TM089		<24	<24	<24	<24	<24	<24
Aliphatics >C5-C6	<10 µg/kg	TM089		<40	<40	<40	<200	<40	351
Aliphatics >C6-C8	<10 µg/kg	TM089		<40	<40	<40	2220	127	6940
Aliphatics >C8-C10	<10 µg/kg	TM089		<40	40.6	<40	3880	312	14000
Aliphatics >C10-C12	<10 µg/kg	TM089		<40	<40	<40	815	336	9430
Aliphatics >C12-C16	<100 µg/kg	TM173		<100	<100	<100	34700	11200	7250
Aliphatics >C16-C21	<100 µg/kg	TM173		<100	<100	<100	239000	78900	3000
Aliphatics >C21-C35	<100 µg/kg	TM173		<100	<100	<100	392000	144000	7100
Aliphatics >C35-C44	<100 µg/kg	TM173		<100	<100	<100	43700	18100	<100
Total Aliphatics >C12-C44	<100 µg/kg	TM173		<100	<100	<100	710000	252000	17400
Aromatics >EC5-EC7	<10 µg/kg	TM089		<40	<40	<40	<200	<40	<40
Aromatics >EC7-EC8	<10 µg/kg	TM089		<40	<40	<40	<200	<40	<40
Aromatics >EC8-EC10	<10 µg/kg	TM089		<40	<40	<40	2590	211	9360
Aromatics >EC10-EC12	<10 µg/kg	TM089		<40	<40	<40	544	224	6290
Aromatics >EC12-EC16	<100 µg/kg	TM173		<100	<100	<100	4790	3770	2120
Aromatics >EC16-EC21	<100 µg/kg	TM173		<100	113	<100	58700	44100	2010
Aromatics >EC21-EC35	<100 µg/kg	TM173		<100	2450	<100	208000	142000	7930
Aromatics >EC35-EC44	<100 µg/kg	TM173		<100	2430	<100	51600	33300	583
Aromatics >EC40-EC44	<100 µg/kg	TM173		<100	775	<100	18400	11500	<100
Total Aromatics >EC12-EC44	<100 µg/kg	TM173		<100	5000	<100	323000	224000	12600
Total Aliphatics & Aromatics >C5-C44	<100 µg/kg	TM173		<100	5170	<100	1040000	477000	76400

CERTIFICATE OF ANALYSIS

SDG:	140706-11	**Location:**	Coed Darcy	**Order Number:**	CD0733
Job:	H_ATKINS_LDC-224	**Customer:**	Atkins Global Ltd	**Report Number:**	277388
Client Reference:	Site Wide Trial Pitting	**Attention:**	Jack Lowrie	**Superseded Report:**	

TPH CWG (S)

Results Legend	
#	ISO17025 accredited.
M	*m*CERTS accredited.
aq	Aqueous / settled sample.
diss.filt	Dissolved / filtered sample.
tot.unfilt	Total / unfiltered sample.
*	Subcontracted test.
**	% recovery of the surrogate standard to check the efficiency of the method. The results of individual compounds within samples aren't corrected for the recovery
(F)	Trigger breach confirmed
1-5&+§@	Sample deviation (see appendix)

Component	LOD/Units	Method	Customer Sample R	IP054	IP054	IP127	IP127	IP127	IP283
			Depth (m)	3.50	4.50	0.50	1.50	2.50	0.50
			Sample Type	Soil/Solid	Soil/Solid	Soil/Solid	Soil/Solid	Soil/Solid	Soil/Solid
			Date Sampled	04/07/2014	04/07/2014	04/07/2014	04/07/2014	04/07/2014	04/07/2014
			Sample Time	.	.	.	.	.	.
			Date Received	06/07/2014	06/07/2014	06/07/2014	06/07/2014	06/07/2014	06/07/2014
			SDG Ref	140706-11	140706-11	140706-11	140706-11	140706-11	140706-11
			Lab Sample No.(s)	9565353	9565357	9565361	9565366	9565370	9565283
			AGS Reference						
GRO Surrogate % recovery**	%	TM089		90	104	86	91	93	85
GRO TOT (Moisture Corrected)	<44 µg/kg	TM089		26200 M	49700 M	<176 M	<176 M	<176 M	1210 M
Methyl tertiary butyl ether (MTBE)	<5 µg/kg	TM089		<20 M	<20 M	<20 M	<20 M	<20 M	<20 M
Benzene	<10 µg/kg	TM089		<40 M	<40 M	<40 M	<40 M	<40 M	<40 M
Toluene	<2 µg/kg	TM089		<8 M	<8 M	<8 M	<8 M	<8 M	<8 M
Ethylbenzene	<3 µg/kg	TM089		<12 M	<12 M	<12 M	<12 M	<12 M	<12 M
m,p-Xylene	<6 µg/kg	TM089		<24 M	<24 M	<24 M	<24 M	<24 M	<24 M
o-Xylene	<3 µg/kg	TM089		<12 M	<12 M	<12 M	<12 M	<12 M	<12 M
sum of detected mpo xylene by GC	<9 µg/kg	TM089		<9	<9	<9	<9	<9	<9
sum of detected BTEX by GC	<24 µg/kg	TM089		<24	<24	<24	<24	<24	<24
Aliphatics >C5-C6	<10 µg/kg	TM089		<40	40.7	<40	<40	<40	<40
Aliphatics >C6-C8	<10 µg/kg	TM089		1460	3980	<40	<40	<40	<40
Aliphatics >C8-C10	<10 µg/kg	TM089		7400	16700	<40	<40	<40	<40
Aliphatics >C10-C12	<10 µg/kg	TM089		7390	10600	<40	<40	<40	656
Aliphatics >C12-C16	<100 µg/kg	TM173		5050	6180	29200	2530	3120	<100
Aliphatics >C16-C21	<100 µg/kg	TM173		21800	36400	302000	14400	11400	254
Aliphatics >C21-C35	<100 µg/kg	TM173		40200	67400	567000	31000	20000	17600
Aliphatics >C35-C44	<100 µg/kg	TM173		2310	5240	71000	2980	1630	2270
Total Aliphatics >C12-C44	<100 µg/kg	TM173		69300	115000	969000	50900	36100	20100
Aromatics >EC5-EC7	<10 µg/kg	TM089		<40	<40	<40	<40	<40	<40
Aromatics >EC7-EC8	<10 µg/kg	TM089		<40	<40	<40	<40	<40	<40
Aromatics >EC8-EC10	<10 µg/kg	TM089		4930	11200	<40	<40	<40	<40
Aromatics >EC10-EC12	<10 µg/kg	TM089		4920	7090	<40	<40	<40	437
Aromatics >EC12-EC16	<100 µg/kg	TM173		1390	2520	3220	314	3620	<100
Aromatics >EC16-EC21	<100 µg/kg	TM173		12300	18300	57600	7540	6060	1020
Aromatics >EC21-EC35	<100 µg/kg	TM173		38300	68800	343000	35400	19500	9290
Aromatics >EC35-EC44	<100 µg/kg	TM173		7540	14900	85500	10500	4310	4830
Aromatics >EC40-EC44	<100 µg/kg	TM173		2650	5260	30100	3650	664	1860
Total Aromatics >EC12-EC44	<100 µg/kg	TM173		59500	104000	489000	53700	33500	15100
Total Aliphatics & Aromatics >C5-C44	<100 µg/kg	TM173		155000	269000	1460000	105000	69700	36400

CERTIFICATE OF ANALYSIS

SDG:	140706-11	**Location:**	Coed Darcy	**Order Number:**	CD0733
Job:	H_ATKINS_LDC-224	**Customer:**	Atkins Global Ltd	**Report Number:**	277388
Client Reference:	Site Wide Trial Pitting	**Attention:**	Jack Lowrie	**Superseded Report:**	

TPH CWG (S)

Results Legend	
#	ISO17025 accredited.
M	*m*CERTS accredited.
aq	Aqueous / settled sample.
diss.filt	Dissolved / filtered sample.
tot.unfilt	Total / unfiltered sample.
*	Subcontracted test.
**	% recovery of the surrogate standard to check the efficiency of the method. The results of individual compounds within samples aren't corrected for the recovery
(F)	Trigger breach confirmed
1-5&+§@	Sample deviation (see appendix)

Component	LOD/Units	Method	Customer Sample R	IP283	IP283	IP284	IP284	IP285	IP285
			Depth (m)	1.50	2.50	0.50	1.50	0.50	1.50
			Sample Type	Soil/Solid	Soil/Solid	Soil/Solid	Soil/Solid	Soil/Solid	Soil/Solid
			Date Sampled	04/07/2014	04/07/2014	04/07/2014	04/07/2014	04/07/2014	04/07/2014
			Sample Time	.	.	.	.	.	.
			Date Received	06/07/2014	06/07/2014	06/07/2014	06/07/2014	06/07/2014	06/07/2014
			SDG Ref	140706-11	140706-11	140706-11	140706-11	140706-11	140706-11
			Lab Sample No.(s)	9565332	9565380	9565392	9565396	9565095	9565099
			AGS Reference						
GRO Surrogate % recovery**	%	TM089		92	95	107	90	98	97
GRO TOT (Moisture Corrected)	<44 µg/kg	TM089		452 M	8470 M	<176 M	7800 M	528 M	17700 #
Methyl tertiary butyl ether (MTBE)	<5 µg/kg	TM089		<20 M	<20 M	<20 M	<20 M	<20 M	<20 #
Benzene	<10 µg/kg	TM089		<40 M	<40 M	<40 M	<40 M	<40 M	124 #
Toluene	<2 µg/kg	TM089		<8 M	<8 M	<8 M	<8 M	13.1 M	<8 #
Ethylbenzene	<3 µg/kg	TM089		<12 M	<12 M	<12 M	<12 M	<12 M	38.8 #
m,p-Xylene	<6 µg/kg	TM089		<24 M	<24 M	<24 M	<24 M	<24 M	303 #
o-Xylene	<3 µg/kg	TM089		<12 M	<12 M	<12 M	<12 M	<12 M	<12 #
sum of detected mpo xylene by GC	<9 µg/kg	TM089		<9	<9	<9	<9	<9	303
sum of detected BTEX by GC	<24 µg/kg	TM089		<24	<24	<24	<24	<24	466
Aliphatics >C5-C6	<10 µg/kg	TM089		<40	<40	<40	<40	50.1	904
Aliphatics >C6-C8	<10 µg/kg	TM089		<40	<40	<40	<40	210	7840
Aliphatics >C8-C10	<10 µg/kg	TM089		<40	82.4	<40	176	80.6	3330
Aliphatics >C10-C12	<10 µg/kg	TM089		204	4970	<40	4480	50.1	1770
Aliphatics >C12-C16	<100 µg/kg	TM173		<100	<100	<100	<100	<100	<100
Aliphatics >C16-C21	<100 µg/kg	TM173		<100	<100	<100	<100	<100	<100
Aliphatics >C21-C35	<100 µg/kg	TM173		4100	<100	<100	<100	<100	<100
Aliphatics >C35-C44	<100 µg/kg	TM173		<100	<100	<100	<100	<100	<100
Total Aliphatics >C12-C44	<100 µg/kg	TM173		4100	<100	<100	<100	<100	<100
Aromatics >EC5-EC7	<10 µg/kg	TM089		<40	<40	<40	<40	<40	124
Aromatics >EC7-EC8	<10 µg/kg	TM089		<40	<40	<40	<40	<40	<40
Aromatics >EC8-EC10	<10 µg/kg	TM089		<40	56.8	<40	118	81.7	2560
Aromatics >EC10-EC12	<10 µg/kg	TM089		136	3310	<40	2990	<40	1180
Aromatics >EC12-EC16	<100 µg/kg	TM173		<100	<100	<100	<100	<100	518
Aromatics >EC16-EC21	<100 µg/kg	TM173		<100	<100	<100	261	<100	325
Aromatics >EC21-EC35	<100 µg/kg	TM173		3920	<100	<100	1000	4110	620
Aromatics >EC35-EC44	<100 µg/kg	TM173		1090	<100	<100	<100	992	<100
Aromatics >EC40-EC44	<100 µg/kg	TM173		123	<100	<100	<100	<100	<100
Total Aromatics >EC12-EC44	<100 µg/kg	TM173		5010	<100	<100	1260	5100	1460
Total Aliphatics & Aromatics >C5-C44	<100 µg/kg	TM173		9560	8460	<100	9060	5630	19200

CERTIFICATE OF ANALYSIS

SDG:	140706-11	**Location:**	Coed Darcy	**Order Number:**	CD0733
Job:	H_ATKINS_LDC-224	**Customer:**	Atkins Global Ltd	**Report Number:**	277388
Client Reference:	Site Wide Trial Pitting	**Attention:**	Jack Lowrie	**Superseded Report:**	

TPH CWG (S)

Results Legend	
#	ISO17025 accredited.
M	*m*CERTS accredited.
aq	Aqueous / settled sample.
diss.filt	Dissolved / filtered sample.
tot.unfilt	Total / unfiltered sample.
*	Subcontracted test.
**	% recovery of the surrogate standard to check the efficiency of the method. The results of individual compounds within samples aren't corrected for the recovery
(F)	Trigger breach confirmed
1-5&+§@	Sample deviation (see appendix)

Component	LOD/Units	Method	Customer Sample R	IP285	IP386	IP386	IP400	IP400	IP401
			Depth (m)	2.50	0.50	1.50	0.50	1.50	0.50
			Sample Type	Soil/Solid	Soil/Solid	Soil/Solid	Soil/Solid	Soil/Solid	Soil/Solid
			Date Sampled	04/07/2014	04/07/2014	04/07/2014	04/07/2014	04/07/2014	04/07/2014
			Sample Time	.	.	.	.	.	.
			Date Received	06/07/2014	06/07/2014	06/07/2014	06/07/2014	06/07/2014	06/07/2014
			SDG Ref	140706-11	140706-11	140706-11	140706-11	140706-11	140706-11
			Lab Sample No.(s)	9565103	9565091	9565135	9565185	9565233	9565211
			AGS Reference						
GRO Surrogate % recovery**	%	TM089		95	81	89	91	94	83
GRO TOT (Moisture Corrected)	<44 µg/kg	TM089		1550 M	68700 M	143000 M	<176 M	3000 M	<176 M
Methyl tertiary butyl ether (MTBE)	<5 µg/kg	TM089		<20 M	<20 M	<20 M	<20 M	<20 M	<20 M
Benzene	<10 µg/kg	TM089		<40 M	<40 M	<40 M	<40 M	<40 M	<40 M
Toluene	<2 µg/kg	TM089		13.7 M	<8 M	11.1 M	<8 M	<8 M	<8 M
Ethylbenzene	<3 µg/kg	TM089		14.8 M	<12 M	<12 M	<12 M	<12 M	<12 M
m,p-Xylene	<6 µg/kg	TM089		69.5 M	<24 M	<24 M	<24 M	<24 M	<24 M
o-Xylene	<3 µg/kg	TM089		<12 M	<12 M	<12 M	<12 M	<12 M	<12 M
sum of detected mpo xylene by GC	<9 µg/kg	TM089		69.5	<9	<9	<9	<9	<9
sum of detected BTEX by GC	<24 µg/kg	TM089		98	<24	<24	<24	<24	<24
Aliphatics >C5-C6	<10 µg/kg	TM089		79.8	<40	<40	<40	<40	<40
Aliphatics >C6-C8	<10 µg/kg	TM089		195	244	201	<40	76.9	<40
Aliphatics >C8-C10	<10 µg/kg	TM089		425	5410	9160	<40	202	<40
Aliphatics >C10-C12	<10 µg/kg	TM089		272	35600	76500	<40	1540	<40
Aliphatics >C12-C16	<100 µg/kg	TM173		<100	575000	1050000	<100	2190	<100
Aliphatics >C16-C21	<100 µg/kg	TM173		<100	12600	34000	<100	1580	<100
Aliphatics >C21-C35	<100 µg/kg	TM173		<100	3150	23800	<100	3250	3520
Aliphatics >C35-C44	<100 µg/kg	TM173		644	<100	4980	<100	282	473
Total Aliphatics >C12-C44	<100 µg/kg	TM173		644	591000	1110000	<100	7300	3990
Aromatics >EC5-EC7	<10 µg/kg	TM089		<40	<40	<40	<40	<40	<40
Aromatics >EC7-EC8	<10 µg/kg	TM089		<40	<40	<40	<40	<40	<40
Aromatics >EC8-EC10	<10 µg/kg	TM089		372	3610	6110	<40	140	<40
Aromatics >EC10-EC12	<10 µg/kg	TM089		181	23800	51000	<40	1030	<40
Aromatics >EC12-EC16	<100 µg/kg	TM173		<100	108000	42000	<100	1520	<100
Aromatics >EC16-EC21	<100 µg/kg	TM173		<100	7020	6050	<100	3440	235
Aromatics >EC21-EC35	<100 µg/kg	TM173		<100	8130	5040	<100	11100	3690
Aromatics >EC35-EC44	<100 µg/kg	TM173		3220	2250	810	<100	4580	1080
Aromatics >EC40-EC44	<100 µg/kg	TM173		2230	<100	352	<100	709	<100
Total Aromatics >EC12-EC44	<100 µg/kg	TM173		3220	125000	53900	<100	20600	5010
Total Aliphatics & Aromatics >C5-C44	<100 µg/kg	TM173		5410	784000	1310000	<100	30900	9010

CERTIFICATE OF ANALYSIS

SDG:	140706-11	**Location:**	Coed Darcy	**Order Number:**	CD0733
Job:	H_ATKINS_LDC-224	**Customer:**	Atkins Global Ltd	**Report Number:**	277388
Client Reference:	Site Wide Trial Pitting	**Attention:**	Jack Lowrie	**Superseded Report:**	

TPH CWG (S)

Results Legend	
#	ISO17025 accredited.
M	*m*CERTS accredited.
aq	Aqueous / settled sample.
diss.filt	Dissolved / filtered sample.
tot.unfilt	Total / unfiltered sample.
*	Subcontracted test.
**	% recovery of the surrogate standard to check the efficiency of the method. The results of individual compounds within samples aren't corrected for the recovery
(F)	Trigger breach confirmed
1-5&+§@	Sample deviation (see appendix)

Component	LOD/Units	Method	Customer Sample R	IP401	IP401	IP401	IP401	IP402	IP402
			Depth (m)	1.50	2.50	3.50	3.90	0.50	1.50
			Sample Type	Soil/Solid	Soil/Solid	Soil/Solid	Soil/Solid	Soil/Solid	Soil/Solid
			Date Sampled	04/07/2014	04/07/2014	04/07/2014	04/07/2014	04/07/2014	04/07/2014
			Sample Time	.	.	.	.	.	.
			Date Received	06/07/2014	06/07/2014	06/07/2014	06/07/2014	06/07/2014	06/07/2014
			SDG Ref	140706-11	140706-11	140706-11	140706-11	140706-11	140706-11
			Lab Sample No.(s)	9565216	9565220	9565224	9565228	9565127	9565131
			AGS Reference						
GRO Surrogate % recovery**	%	TM089		83	95	84	83	93	92
GRO TOT (Moisture Corrected)	<44 µg/kg	TM089		<176 M	<176 M	1330 M	146000 M	<176 M	<176 M
Methyl tertiary butyl ether (MTBE)	<5 µg/kg	TM089		<20 M	<20 M	<20 M	<20 M	<20 M	<20 M
Benzene	<10 µg/kg	TM089		<40 M	<40 M	<40 M	<40 M	<40 M	<40 M
Toluene	<2 µg/kg	TM089		<8 M	<8 M	<8 M	<8 M	<8 M	<8 M
Ethylbenzene	<3 µg/kg	TM089		<12 M	<12 M	<12 M	<12 M	<12 M	<12 M
m,p-Xylene	<6 µg/kg	TM089		<24 M	<24 M	<24 M	<24 M	<24 M	<24 M
o-Xylene	<3 µg/kg	TM089		<12 M	<12 M	<12 M	<12 M	<12 M	<12 M
sum of detected mpo xylene by GC	<9 µg/kg	TM089		<9	<9	<9	<9	<9	<9
sum of detected BTEX by GC	<24 µg/kg	TM089		<24	<24	<24	<24	<24	<24
Aliphatics >C5-C6	<10 µg/kg	TM089		<40	<40	<40	<40	<40	<40
Aliphatics >C6-C8	<10 µg/kg	TM089		<40	<40	<40	1300	<40	<40
Aliphatics >C8-C10	<10 µg/kg	TM089		<40	<40	57	19400	<40	<40
Aliphatics >C10-C12	<10 µg/kg	TM089		<40	<40	709	67700	<40	<40
Aliphatics >C12-C16	<100 µg/kg	TM173		<100	<100	53300	708000	<100	<100
Aliphatics >C16-C21	<100 µg/kg	TM173		<100	<100	3160	27100	<100	<100
Aliphatics >C21-C35	<100 µg/kg	TM173		<100	<100	<100	<100	<100	<100
Aliphatics >C35-C44	<100 µg/kg	TM173		<100	<100	<100	<100	<100	<100
Total Aliphatics >C12-C44	<100 µg/kg	TM173		<100	<100	56500	735000	<100	<100
Aromatics >EC5-EC7	<10 µg/kg	TM089		<40	<40	<40	<40	<40	<40
Aromatics >EC7-EC8	<10 µg/kg	TM089		<40	<40	<40	<40	<40	<40
Aromatics >EC8-EC10	<10 µg/kg	TM089		<40	<40	43.8	12900	<40	<40
Aromatics >EC10-EC12	<10 µg/kg	TM089		<40	<40	472	45100	<40	<40
Aromatics >EC12-EC16	<100 µg/kg	TM173		529	<100	5390	96200	<100	111
Aromatics >EC16-EC21	<100 µg/kg	TM173		369	1830	1620	10700	<100	<100
Aromatics >EC21-EC35	<100 µg/kg	TM173		2100	7030	<100	1840	<100	674
Aromatics >EC35-EC44	<100 µg/kg	TM173		139	3030	<100	<100	<100	<100
Aromatics >EC40-EC44	<100 µg/kg	TM173		<100	701	<100	<100	<100	<100
Total Aromatics >EC12-EC44	<100 µg/kg	TM173		3130	11900	7010	109000	<100	785
Total Aliphatics & Aromatics >C5-C44	<100 µg/kg	TM173		3130	11900	64800	990000	<100	799

CERTIFICATE OF ANALYSIS

SDG:	140706-11	**Location:**	Coed Darcy	**Order Number:**	CD0733
Job:	H_ATKINS_LDC-224	**Customer:**	Atkins Global Ltd	**Report Number:**	277388
Client Reference:	Site Wide Trial Pitting	**Attention:**	Jack Lowrie	**Superseded Report:**	

TPH CWG (S)

Results Legend	
#	ISO17025 accredited.
M	*m*CERTS accredited.
aq	Aqueous / settled sample.
diss.filt	Dissolved / filtered sample.
tot.unfilt	Total / unfiltered sample.
*	Subcontracted test.
**	% recovery of the surrogate standard to check the efficiency of the method. The results of individual compounds within samples aren't corrected for the recovery
(F)	Trigger breach confirmed
1-5&+§@	Sample deviation (see appendix)

Component	LOD/Units	Method	Customer Sample R	IP402	IP402	IP406	IP406	IP406	IP406
			Depth (m)	2.50	3.50	0.50	1.50	2.50	3.50
			Sample Type	Soil/Solid	Soil/Solid	Soil/Solid	Soil/Solid	Soil/Solid	Soil/Solid
			Date Sampled	04/07/2014	04/07/2014	04/07/2014	04/07/2014	04/07/2014	04/07/2014
			Sample Time	.	.	.	.	.	.
			Date Received	06/07/2014	06/07/2014	06/07/2014	06/07/2014	06/07/2014	06/07/2014
			SDG Ref	140706-11	140706-11	140706-11	140706-11	140706-11	140706-11
			Lab Sample No.(s)	9565140	9565146	9565107	9565111	9565115	9565119
			AGS Reference						
GRO Surrogate % recovery**	%	TM089		108	109	102	111	98	87
GRO TOT (Moisture Corrected)	<44 µg/kg	TM089		<176 M	<176 M	<176 M	<176 M	<176 M	<176 M
Methyl tertiary butyl ether (MTBE)	<5 µg/kg	TM089		<20 M	<20 M	<20 M	<20 M	<20 M	<20 M
Benzene	<10 µg/kg	TM089		<40 M	<40 M	<40 M	<40 M	<40 M	<40 M
Toluene	<2 µg/kg	TM089		<8 M	<8 M	<8 M	<8 M	<8 M	<8 M
Ethylbenzene	<3 µg/kg	TM089		<12 M	<12 M	<12 M	<12 M	<12 M	<12 M
m,p-Xylene	<6 µg/kg	TM089		<24 M	<24 M	<24 M	<24 M	<24 M	<24 M
o-Xylene	<3 µg/kg	TM089		<12 M	<12 M	<12 M	<12 M	<12 M	<12 M
sum of detected mpo xylene by GC	<9 µg/kg	TM089		<9	<9	<9	<9	<9	<9
sum of detected BTEX by GC	<24 µg/kg	TM089		<24	<24	<24	<24	<24	<24
Aliphatics >C5-C6	<10 µg/kg	TM089		<40	<40	<40	<40	<40	<40
Aliphatics >C6-C8	<10 µg/kg	TM089		<40	<40	<40	<40	<40	<40
Aliphatics >C8-C10	<10 µg/kg	TM089		<40	<40	<40	<40	<40	<40
Aliphatics >C10-C12	<10 µg/kg	TM089		<40	<40	<40	<40	<40	<40
Aliphatics >C12-C16	<100 µg/kg	TM173		<100	<100	<100	<100	<100	<100
Aliphatics >C16-C21	<100 µg/kg	TM173		<100	<100	<100	<100	<100	<100
Aliphatics >C21-C35	<100 µg/kg	TM173		<100	<100	<100	<100	<100	<100
Aliphatics >C35-C44	<100 µg/kg	TM173		<100	<100	<100	<100	<100	<100
Total Aliphatics >C12-C44	<100 µg/kg	TM173		<100	<100	<100	<100	<100	<100
Aromatics >EC5-EC7	<10 µg/kg	TM089		<40	<40	<40	<40	<40	<40
Aromatics >EC7-EC8	<10 µg/kg	TM089		<40	<40	<40	<40	<40	<40
Aromatics >EC8-EC10	<10 µg/kg	TM089		<40	<40	<40	<40	<40	<40
Aromatics >EC10-EC12	<10 µg/kg	TM089		<40	<40	<40	<40	<40	<40
Aromatics >EC12-EC16	<100 µg/kg	TM173		<100	<100	<100	<100	<100	<100
Aromatics >EC16-EC21	<100 µg/kg	TM173		<100	<100	<100	<100	<100	<100
Aromatics >EC21-EC35	<100 µg/kg	TM173		1490	797	<100	<100	<100	424
Aromatics >EC35-EC44	<100 µg/kg	TM173		<100	<100	<100	<100	<100	<100
Aromatics >EC40-EC44	<100 µg/kg	TM173		<100	<100	<100	<100	<100	<100
Total Aromatics >EC12-EC44	<100 µg/kg	TM173		1490	797	<100	<100	<100	424
Total Aliphatics & Aromatics >C5-C44	<100 µg/kg	TM173		1490	797	<100	<100	14900	430

CERTIFICATE OF ANALYSIS

SDG:	140706-11	**Location:**	Coed Darcy	**Order Number:**	CD0733
Job:	H_ATKINS_LDC-224	**Customer:**	Atkins Global Ltd	**Report Number:**	277388
Client Reference:	Site Wide Trial Pitting	**Attention:**	Jack Lowrie	**Superseded Report:**	

TPH CWG (S)

Results Legend	
#	ISO17025 accredited.
M	*m*CERTS accredited.
aq	Aqueous / settled sample.
diss.filt	Dissolved / filtered sample.
tot.unfilt	Total / unfiltered sample.
*	Subcontracted test.
**	% recovery of the surrogate standard to check the efficiency of the method. The results of individual compounds within samples aren't corrected for the recovery
(F)	Trigger breach confirmed
1-5&+§@	Sample deviation (see appendix)

Component	LOD/Units	Method	Customer Sample R	IP406	IP408	IP408	IP408	IP409	IP409
			Depth (m)	4.50	0.50	1.50	2.50	0.50	1.50
			Sample Type	Soil/Solid	Soil/Solid	Soil/Solid	Soil/Solid	Soil/Solid	Soil/Solid
			Date Sampled	04/07/2014	04/07/2014	04/07/2014	04/07/2014	04/07/2014	04/07/2014
			Sample Time	.	.	.	.	.	.
			Date Received	06/07/2014	06/07/2014	06/07/2014	06/07/2014	06/07/2014	06/07/2014
			SDG Ref	140706-11	140706-11	140706-11	140706-11	140706-11	140706-11
			Lab Sample No.(s)	9565123	9565176	9565180	9565189	9565193	9565198
			AGS Reference						
GRO Surrogate % recovery**	%	TM089		98	87	89	101	74	84
GRO TOT (Moisture Corrected)	<44 µg/kg	TM089		<176 M	<176 M	<176 M	<176 M	<176 M	116000 M
Methyl tertiary butyl ether (MTBE)	<5 µg/kg	TM089		<20 M	<20 M	<20 M	<20 M	<20 M	<20 M
Benzene	<10 µg/kg	TM089		<40 M	<40 M	<40 M	<40 M	<40 M	<40 M
Toluene	<2 µg/kg	TM089		<8 M	<8 M	<8 M	<8 M	<8 M	<8 M
Ethylbenzene	<3 µg/kg	TM089		<12 M	<12 M	<12 M	<12 M	<12 M	<12 M
m,p-Xylene	<6 µg/kg	TM089		<24 M	<24 M	<24 M	<24 M	<24 M	<24 M
o-Xylene	<3 µg/kg	TM089		<12 M	<12 M	<12 M	<12 M	<12 M	<12 M
sum of detected mpo xylene by GC	<9 µg/kg	TM089		<9	<9	<9	<9	<9	<9
sum of detected BTEX by GC	<24 µg/kg	TM089		<24	<24	<24	<24	<24	<24
Aliphatics >C5-C6	<10 µg/kg	TM089		<40	<40	<40	<40	<40	138
Aliphatics >C6-C8	<10 µg/kg	TM089		<40	<40	<40	<40	<40	5600
Aliphatics >C8-C10	<10 µg/kg	TM089		<40	<40	<40	<40	<40	13900
Aliphatics >C10-C12	<10 µg/kg	TM089		<40	<40	<40	<40	<40	52300
Aliphatics >C12-C16	<100 µg/kg	TM173		<100	<100	<100	<100	5990	154000
Aliphatics >C16-C21	<100 µg/kg	TM173		<100	<100	<100	<100	8210	6320
Aliphatics >C21-C35	<100 µg/kg	TM173		40600	<100	<100	<100	48000	9010
Aliphatics >C35-C44	<100 µg/kg	TM173		<100	<100	<100	<100	13200	<100
Total Aliphatics >C12-C44	<100 µg/kg	TM173		40600	<100	<100	<100	75300	169000
Aromatics >EC5-EC7	<10 µg/kg	TM089		<40	<40	<40	<40	<40	<40
Aromatics >EC7-EC8	<10 µg/kg	TM089		<40	<40	<40	<40	<40	<40
Aromatics >EC8-EC10	<10 µg/kg	TM089		<40	<40	<40	<40	<40	9300
Aromatics >EC10-EC12	<10 µg/kg	TM089		<40	<40	<40	<40	<40	34900
Aromatics >EC12-EC16	<100 µg/kg	TM173		<100	<100	<100	<100	2020	24000
Aromatics >EC16-EC21	<100 µg/kg	TM173		<100	<100	<100	<100	21600	4340
Aromatics >EC21-EC35	<100 µg/kg	TM173		<100	<100	<100	<100	110000	15500
Aromatics >EC35-EC44	<100 µg/kg	TM173		<100	<100	<100	<100	39900	8180
Aromatics >EC40-EC44	<100 µg/kg	TM173		<100	<100	<100	<100	15800	3530
Total Aromatics >EC12-EC44	<100 µg/kg	TM173		<100	<100	<100	<100	174000	51900
Total Aliphatics & Aromatics >C5-C44	<100 µg/kg	TM173		40600	<100	<100	<100	249000	337000

CERTIFICATE OF ANALYSIS

SDG:	140706-11	**Location:**	Coed Darcy	**Order Number:**	CD0733
Job:	H_ATKINS_LDC-224	**Customer:**	Atkins Global Ltd	**Report Number:**	277388
Client Reference:	Site Wide Trial Pitting	**Attention:**	Jack Lowrie	**Superseded Report:**	

TPH CWG (S)

Results Legend	
#	ISO17025 accredited.
M	*m*CERTS accredited.
aq	Aqueous / settled sample.
diss.filt	Dissolved / filtered sample.
tot.unfilt	Total / unfiltered sample.
*	Subcontracted test.
**	% recovery of the surrogate standard to check the efficiency of the method. The results of individual compounds within samples aren't corrected for the recovery
(F)	Trigger breach confirmed
1-5&+§@	Sample deviation (see appendix)

Component	LOD/Units	Method	Customer Sample R	IP409	IP409	IP426	IP426	IP433	IP433
			Depth (m)	1.90	2.50	0.50	1.50	0.50	1.50
			Sample Type	Soil/Solid	Soil/Solid	Soil/Solid	Soil/Solid	Soil/Solid	Soil/Solid
			Date Sampled	04/07/2014	04/07/2014	04/07/2014	04/07/2014	04/07/2014	04/07/2014
			Sample Time	.	.	.	.	.	.
			Date Received	06/07/2014	06/07/2014	06/07/2014	06/07/2014	06/07/2014	06/07/2014
			SDG Ref	140706-11	140706-11	140706-11	140706-11	140706-11	140706-11
			Lab Sample No.(s)	9565203	9565207	9565150	9565154	9565158	9565162
			AGS Reference						
GRO Surrogate % recovery**	%	TM089		105	125	99	96	88	105
GRO TOT (Moisture Corrected)	<44 µg/kg	TM089		424000 M	810000 M	315 M	710 M	<176 M	17600 M
Methyl tertiary butyl ether (MTBE)	<5 µg/kg	TM089		<100 M	<100 M	<20 M	<20 M	<20 M	<20 M
Benzene	<10 µg/kg	TM089		<200 M	<200 M	<40 M	<40 M	<40 M	<40 M
Toluene	<2 µg/kg	TM089		<40 M	<40 M	<8 M	<8 M	<8 M	23.5 M
Ethylbenzene	<3 µg/kg	TM089		<60 M	<60 M	<12 M	<12 M	<12 M	<12 M
m,p-Xylene	<6 µg/kg	TM089		<120 M	<120 M	<24 M	<24 M	<24 M	<24 M
o-Xylene	<3 µg/kg	TM089		<60 M	<60 M	<12 M	<12 M	<12 M	<12 M
sum of detected mpo xylene by GC	<9 µg/kg	TM089		<9	<9	<9	<9	<9	<9
sum of detected BTEX by GC	<24 µg/kg	TM089		<24	<24	<24	<24	<24	<24
Aliphatics >C5-C6	<10 µg/kg	TM089		292	4090	<40	<40	<40	<40
Aliphatics >C6-C8	<10 µg/kg	TM089		12900	126000	<40	<40	<40	269
Aliphatics >C8-C10	<10 µg/kg	TM089		53000	175000	72.4	142	<40	3810
Aliphatics >C10-C12	<10 µg/kg	TM089		194000	233000	85.3	270	<40	6580
Aliphatics >C12-C16	<100 µg/kg	TM173		544000	196000	<100	4090	<100	40400
Aliphatics >C16-C21	<100 µg/kg	TM173		15600	5910	<100	8650	<100	61900
Aliphatics >C21-C35	<100 µg/kg	TM173		<100	<100	363	32600	3030	20800
Aliphatics >C35-C44	<100 µg/kg	TM173		<100	<100	<100	7350	<100	<100
Total Aliphatics >C12-C44	<100 µg/kg	TM173		559000	202000	363	52700	3030	123000
Aromatics >EC5-EC7	<10 µg/kg	TM089		<200	<200	<40	<40	<40	<40
Aromatics >EC7-EC8	<10 µg/kg	TM089		<200	<200	<40	<40	<40	<40
Aromatics >EC8-EC10	<10 µg/kg	TM089		35300	117000	50.8	96.3	<40	2540
Aromatics >EC10-EC12	<10 µg/kg	TM089		129000	155000	57.2	179	<40	4380
Aromatics >EC12-EC16	<100 µg/kg	TM173		101000	43600	<100	2170	<100	6750
Aromatics >EC16-EC21	<100 µg/kg	TM173		6920	2800	<100	3480	<100	16200
Aromatics >EC21-EC35	<100 µg/kg	TM173		<100	<100	<100	13300	8860	11500
Aromatics >EC35-EC44	<100 µg/kg	TM173		<100	<100	<100	4060	3220	140
Aromatics >EC40-EC44	<100 µg/kg	TM173		<100	<100	<100	1510	<100	<100
Total Aromatics >EC12-EC44	<100 µg/kg	TM173		108000	46400	<100	23000	12100	34600
Total Aliphatics & Aromatics >C5-C44	<100 µg/kg	TM173		1090000	1060000	676	76400	15200	175000

CERTIFICATE OF ANALYSIS

SDG:	140706-11	**Location:**	Coed Darcy	**Order Number:**	CD0733
Job:	H_ATKINS_LDC-224	**Customer:**	Atkins Global Ltd	**Report Number:**	277388
Client Reference:	Site Wide Trial Pitting	**Attention:**	Jack Lowrie	**Superseded Report:**	

TPH CWG (S)

Results Legend	
#	ISO17025 accredited.
M	*m*CERTS accredited.
aq	Aqueous / settled sample.
diss.filt	Dissolved / filtered sample.
tot.unfilt	Total / unfiltered sample.
*	Subcontracted test.
**	% recovery of the surrogate standard to check the efficiency of the method. The results of individual compounds within samples aren't corrected for the recovery
(F)	Trigger breach confirmed
1-5&+§@	Sample deviation (see appendix)

Component	LOD/Units	Method	Customer Sample R	IP433	IP433	IP436	IP436	IP436	IP448
			Depth (m)	2.50	3.00	0.50	1.50	2.20	0.50
			Sample Type	Soil/Solid	Soil/Solid	Soil/Solid	Soil/Solid	Soil/Solid	Soil/Solid
			Date Sampled	04/07/2014	04/07/2014	04/07/2014	04/07/2014	04/07/2014	04/07/2014
			Sample Time	.	.	.	.	.	.
			Date Received	06/07/2014	06/07/2014	06/07/2014	06/07/2014	06/07/2014	06/07/2014
			SDG Ref	140706-11	140706-11	140706-11	140706-11	140706-11	140706-11
			Lab Sample No.(s)	9565167	9565171	9565264	9565269	9565274	9565250
			AGS Reference						
GRO Surrogate % recovery**	%	TM089		128	137	108	103	114	103
GRO TOT (Moisture Corrected)	<44 µg/kg	TM089		264000 M	455000 #	<176 M	<176 M	<176 M	<176 M
Methyl tertiary butyl ether (MTBE)	<5 µg/kg	TM089		<20 M	61 #	<20 M	<20 M	<20 M	<20 M
Benzene	<10 µg/kg	TM089		<40 M	<100 #	<40 M	<40 M	<40 M	<40 M
Toluene	<2 µg/kg	TM089		<8 M	<20 #	<8 M	<8 M	<8 M	<8 M
Ethylbenzene	<3 µg/kg	TM089		<12 M	<30 #	<12 M	<12 M	<12 M	<12 M
m,p-Xylene	<6 µg/kg	TM089		<24 M	<60 #	<24 M	<24 M	<24 M	<24 M
o-Xylene	<3 µg/kg	TM089		<12 M	<30 #	<12 M	<12 M	<12 M	<12 M
sum of detected mpo xylene by GC	<9 µg/kg	TM089		<9	<9	<9	<9	<9	<9
sum of detected BTEX by GC	<24 µg/kg	TM089		<24	<24	<24	<24	<24	<24
Aliphatics >C5-C6	<10 µg/kg	TM089		90.9	131	<40	<40	<40	<40
Aliphatics >C6-C8	<10 µg/kg	TM089		49700	66500	<40	<40	<40	<40
Aliphatics >C8-C10	<10 µg/kg	TM089		77100	120000	<40	<40	<40	<40
Aliphatics >C10-C12	<10 µg/kg	TM089		51300	113000	<40	<40	<40	<40
Aliphatics >C12-C16	<100 µg/kg	TM173		73700	290000	<100	<100	<100	<100
Aliphatics >C16-C21	<100 µg/kg	TM173		84800	316000	<100	<100	<100	<100
Aliphatics >C21-C35	<100 µg/kg	TM173		25100	93800	<100	1010	<100	2800
Aliphatics >C35-C44	<100 µg/kg	TM173		<100	<100	<100	<100	<100	<100
Total Aliphatics >C12-C44	<100 µg/kg	TM173		184000	699000	<100	1010	<100	2800
Aromatics >EC5-EC7	<10 µg/kg	TM089		<40	<100	<40	<40	<40	<40
Aromatics >EC7-EC8	<10 µg/kg	TM089		<40	<100	<40	<40	<40	<40
Aromatics >EC8-EC10	<10 µg/kg	TM089		51400	80200	<40	<40	<40	<40
Aromatics >EC10-EC12	<10 µg/kg	TM089		34200	75200	<40	<40	<40	<40
Aromatics >EC12-EC16	<100 µg/kg	TM173		26000	85900	<100	331	<100	<100
Aromatics >EC16-EC21	<100 µg/kg	TM173		33500	101000	<100	455	<100	<100
Aromatics >EC21-EC35	<100 µg/kg	TM173		12200	37700	<100	3540	1870	<100
Aromatics >EC35-EC44	<100 µg/kg	TM173		<100	<100	<100	355	<100	<100
Aromatics >EC40-EC44	<100 µg/kg	TM173		<100	<100	<100	<100	<100	<100
Total Aromatics >EC12-EC44	<100 µg/kg	TM173		71800	225000	<100	4680	1870	<100
Total Aliphatics & Aromatics >C5-C44	<100 µg/kg	TM173		519000	1380000	<100	5690	1870	2800

CERTIFICATE OF ANALYSIS

SDG:	140706-11	**Location:**	Coed Darcy	**Order Number:**	CD0733
Job:	H_ATKINS_LDC-224	**Customer:**	Atkins Global Ltd	**Report Number:**	277388
Client Reference:	Site Wide Trial Pitting	**Attention:**	Jack Lowrie	**Superseded Report:**	

TPH CWG (S)

Results Legend	
#	ISO17025 accredited.
M	*m*CERTS accredited.
aq	Aqueous / settled sample.
diss.filt	Dissolved / filtered sample.
tot.unfilt	Total / unfiltered sample.
*	Subcontracted test.
**	% recovery of the surrogate standard to check the efficiency of the method. The results of individual compounds within samples aren't corrected for the recovery
(F)	Trigger breach confirmed
1-5&+§@	Sample deviation (see appendix)

Component	LOD/Units	Method	Customer Sample R	IP448	IP448	IP456	IP456	IP456	IP459
			Depth (m)	1.50	2.50	0.50	1.50	2.30	0.50
			Sample Type	Soil/Solid	Soil/Solid	Soil/Solid	Soil/Solid	Soil/Solid	Soil/Solid
			Date Sampled	04/07/2014	04/07/2014	04/07/2014	04/07/2014	04/07/2014	04/07/2014
			Sample Time	.	.	.	.	.	.
			Date Received	06/07/2014	06/07/2014	06/07/2014	06/07/2014	06/07/2014	06/07/2014
			SDG Ref	140706-11	140706-11	140706-11	140706-11	140706-11	140706-11
			Lab Sample No.(s)	9565255	9565260	9565237	9565241	9565246	9565278
			AGS Reference						
GRO Surrogate % recovery**	%	TM089		111	116	90	105	101	125
GRO TOT (Moisture Corrected)	<44 µg/kg	TM089		<176 M	<176 M	<176 M	<176 M	1480 M	<176 M
Methyl tertiary butyl ether (MTBE)	<5 µg/kg	TM089		<20 M	<20 M	<20 M	<20 M	<20 M	<20 M
Benzene	<10 µg/kg	TM089		<40 M	<40 M	<40 M	<40 M	<40 M	<40 M
Toluene	<2 µg/kg	TM089		<8 M	<8 M	<8 M	<8 M	<8 M	<8 M
Ethylbenzene	<3 µg/kg	TM089		<12 M	<12 M	<12 M	<12 M	<12 M	<12 M
m,p-Xylene	<6 µg/kg	TM089		<24 M	<24 M	<24 M	<24 M	<24 M	<24 M
o-Xylene	<3 µg/kg	TM089		<12 M	<12 M	<12 M	<12 M	31.7 M	<12 M
sum of detected mpo xylene by GC	<9 µg/kg	TM089		<9	<9	<9	<9	31.7	<9
sum of detected BTEX by GC	<24 µg/kg	TM089		<24	<24	<24	<24	31.7	<24
Aliphatics >C5-C6	<10 µg/kg	TM089		<40	<40	<40	<40	<40	<40
Aliphatics >C6-C8	<10 µg/kg	TM089		<40	<40	<40	<40	325	<40
Aliphatics >C8-C10	<10 µg/kg	TM089		<40	<40	<40	<40	430	<40
Aliphatics >C10-C12	<10 µg/kg	TM089		<40	<40	<40	<40	224	<40
Aliphatics >C12-C16	<100 µg/kg	TM173		<100	<100	<100	<100	<100	<100
Aliphatics >C16-C21	<100 µg/kg	TM173		<100	<100	2150	4410	<100	<100
Aliphatics >C21-C35	<100 µg/kg	TM173		<100	<100	28700	72400	3700	954
Aliphatics >C35-C44	<100 µg/kg	TM173		<100	<100	5940	14200	<100	3760
Total Aliphatics >C12-C44	<100 µg/kg	TM173		<100	<100	36800	91100	3700	4710
Aromatics >EC5-EC7	<10 µg/kg	TM089		<40	<40	<40	<40	<40	<40
Aromatics >EC7-EC8	<10 µg/kg	TM089		<40	<40	<40	<40	<40	<40
Aromatics >EC8-EC10	<10 µg/kg	TM089		<40	<40	<40	<40	318	<40
Aromatics >EC10-EC12	<10 µg/kg	TM089		<40	<40	<40	<40	150	<40
Aromatics >EC12-EC16	<100 µg/kg	TM173		<100	<100	<100	<100	<100	<100
Aromatics >EC16-EC21	<100 µg/kg	TM173		503	<100	1110	2200	<100	<100
Aromatics >EC21-EC35	<100 µg/kg	TM173		1010	<100	18500	63800	2400	450
Aromatics >EC35-EC44	<100 µg/kg	TM173		128	<100	13000	37600	191	4270
Aromatics >EC40-EC44	<100 µg/kg	TM173		<100	<100	5080	13100	<100	2840
Total Aromatics >EC12-EC44	<100 µg/kg	TM173		1640	<100	32600	104000	2600	4720
Total Aliphatics & Aromatics >C5-C44	<100 µg/kg	TM173		1640	<100	69500	195000	7780	9430

CERTIFICATE OF ANALYSIS

SDG:	140706-11	**Location:**	Coed Darcy	**Order Number:**	CD0733
Job:	H_ATKINS_LDC-224	**Customer:**	Atkins Global Ltd	**Report Number:**	277388
Client Reference:	Site Wide Trial Pitting	**Attention:**	Jack Lowrie	**Superseded Report:**	

TPH CWG (S)

Results Legend	
#	ISO17025 accredited.
M	*m*CERTS accredited.
aq	Aqueous / settled sample.
diss.filt	Dissolved / filtered sample.
tot.unfilt	Total / unfiltered sample.
*	Subcontracted test.
**	% recovery of the surrogate standard to check the efficiency of the method. The results of individual compounds within samples aren't corrected for the recovery
(F)	Trigger breach confirmed
1-5&+§@	Sample deviation (see appendix)

Component	LOD/Units	Method	Customer Sample R	IP459	IP459	IP459	IP460	IP460	IP460
			Depth (m)	1.50	2.50	3.60	0.50	1.50	2.50
			Sample Type	Soil/Solid	Soil/Solid	Soil/Solid	Soil/Solid	Soil/Solid	Soil/Solid
			Date Sampled	04/07/2014	04/07/2014	04/07/2014	04/07/2014	04/07/2014	04/07/2014
			Sample Time	.	.	.	.	.	.
			Date Received	06/07/2014	06/07/2014	06/07/2014	06/07/2014	06/07/2014	06/07/2014
			SDG Ref	140706-11	140706-11	140706-11	140706-11	140706-11	140706-11
			Lab Sample No.(s)	9565287	9565292	9565296	9565300	9565305	9565309
			AGS Reference						
GRO Surrogate % recovery**	%	TM089		114	116	108	104	96	112
GRO TOT (Moisture Corrected)	<44 µg/kg	TM089		737 M	164000 M	589000 M	<176 M	<176 M	<176 M
Methyl tertiary butyl ether (MTBE)	<5 µg/kg	TM089		<20 M	<20 M	<50 M	<20 M	<20 M	<20 M
Benzene	<10 µg/kg	TM089		<40 M	<40 M	<100 M	<40 M	<40 M	<40 M
Toluene	<2 µg/kg	TM089		<8 M	<8 M	<20 M	<8 M	<8 M	<8 M
Ethylbenzene	<3 µg/kg	TM089		<12 M	<12 M	<30 M	<12 M	<12 M	<12 M
m,p-Xylene	<6 µg/kg	TM089		<24 M	<24 M	<60 M	<24 M	<24 M	<24 M
o-Xylene	<3 µg/kg	TM089		<12 M	<12 M	<30 M	<12 M	<12 M	<12 M
sum of detected mpo xylene by GC	<9 µg/kg	TM089		<9	<9	<9	<9	<9	<9
sum of detected BTEX by GC	<24 µg/kg	TM089		<24	<24	<24	<24	<24	<24
Aliphatics >C5-C6	<10 µg/kg	TM089		<40	<40	123	<40	<40	<40
Aliphatics >C6-C8	<10 µg/kg	TM089		64.4	6800	23300	<40	<40	<40
Aliphatics >C8-C10	<10 µg/kg	TM089		304	52600	128000	<40	<40	<40
Aliphatics >C10-C12	<10 µg/kg	TM089		96.6	41900	211000	<40	<40	<40
Aliphatics >C12-C16	<100 µg/kg	TM173		475	409000	651000	<100	<100	<100
Aliphatics >C16-C21	<100 µg/kg	TM173		<100	7640	12400	<100	<100	<100
Aliphatics >C21-C35	<100 µg/kg	TM173		<100	428	6050	<100	<100	<100
Aliphatics >C35-C44	<100 µg/kg	TM173		<100	<100	1540	<100	<100	<100
Total Aliphatics >C12-C44	<100 µg/kg	TM173		475	417000	671000	<100	<100	<100
Aromatics >EC5-EC7	<10 µg/kg	TM089		<40	<40	<100	<40	<40	<40
Aromatics >EC7-EC8	<10 µg/kg	TM089		<40	<40	<100	<40	<40	<40
Aromatics >EC8-EC10	<10 µg/kg	TM089		202	35000	85100	<40	<40	<40
Aromatics >EC10-EC12	<10 µg/kg	TM089		64.4	27900	141000	<40	<40	<40
Aromatics >EC12-EC16	<100 µg/kg	TM173		<100	45200	110000	<100	<100	<100
Aromatics >EC16-EC21	<100 µg/kg	TM173		<100	3400	5680	<100	<100	<100
Aromatics >EC21-EC35	<100 µg/kg	TM173		2920	<100	6270	<100	<100	<100
Aromatics >EC35-EC44	<100 µg/kg	TM173		<100	<100	320	<100	<100	<100
Aromatics >EC40-EC44	<100 µg/kg	TM173		<100	<100	<100	<100	<100	<100
Total Aromatics >EC12-EC44	<100 µg/kg	TM173		2920	48600	122000	<100	<100	<100
Total Aliphatics & Aromatics >C5-C44	<100 µg/kg	TM173		4140	630000	1380000	<100	<100	<100

CERTIFICATE OF ANALYSIS

SDG:	140706-11	**Location:**	Coed Darcy	**Order Number:**	CD0733
Job:	H_ATKINS_LDC-224	**Customer:**	Atkins Global Ltd	**Report Number:**	277388
Client Reference:	Site Wide Trial Pitting	**Attention:**	Jack Lowrie	**Superseded Report:**	

TPH CWG (S)

Results Legend

#	ISO17025 accredited.
M	*m*CERTS accredited.
aq	Aqueous / settled sample.
diss.filt	Dissolved / filtered sample.
tot.unfilt	Total / unfiltered sample.
*	Subcontracted test.
**	% recovery of the surrogate standard to check the efficiency of the method. The results of individual compounds within samples aren't corrected for the recovery
(F)	Trigger breach confirmed
1-5&+§@	Sample deviation (see appendix)

Component	LOD/Units	Method	Customer Sample R	IP461	IP461	IP461	IP461	IP461
			Depth (m)	0.50	1.50	2.50	3.50	4.30
			Sample Type	Soil/Solid	Soil/Solid	Soil/Solid	Soil/Solid	Soil/Solid
			Date Sampled	04/07/2014	04/07/2014	04/07/2014	04/07/2014	04/07/2014
			Sample Time	.	.	.	.	.
			Date Received	06/07/2014	06/07/2014	06/07/2014	06/07/2014	06/07/2014
			SDG Ref	140706-11	140706-11	140706-11	140706-11	140706-11
			Lab Sample No.(s)	9565314	9565320	9565324	9565328	9565336
			AGS Reference					
GRO Surrogate % recovery**	%	TM089		93	95	100	107	113
GRO TOT (Moisture Corrected)	<44 µg/kg	TM089		<176 M	530 M	<176 M	57800 M	34000 M
Methyl tertiary butyl ether (MTBE)	<5 µg/kg	TM089		<20 M	<20 M	<20 M	<100 M	<100 M
Benzene	<10 µg/kg	TM089		<40 M	<40 M	<40 M	<200 M	<200 M
Toluene	<2 µg/kg	TM089		<8 M	<8 M	<8 M	<40 M	<40 M
Ethylbenzene	<3 µg/kg	TM089		<12 M	<12 M	<12 M	<60 M	<60 M
m,p-Xylene	<6 µg/kg	TM089		<24 M	<24 M	<24 M	<120 M	<120 M
o-Xylene	<3 µg/kg	TM089		<12 M	<12 M	<12 M	<60 M	<60 M
sum of detected mpo xylene by GC	<9 µg/kg	TM089		<9	<9	<9	<9	<9
sum of detected BTEX by GC	<24 µg/kg	TM089		<24	<24	<24	<24	<24
Aliphatics >C5-C6	<10 µg/kg	TM089		<40	<40	<40	<200	400
Aliphatics >C6-C8	<10 µg/kg	TM089		<40	49.7	<40	4910	5280
Aliphatics >C8-C10	<10 µg/kg	TM089		<40	125	<40	10600	7110
Aliphatics >C10-C12	<10 µg/kg	TM089		<40	155	<40	21000	9870
Aliphatics >C12-C16	<100 µg/kg	TM173		<100	<100	<100	58900	56100
Aliphatics >C16-C21	<100 µg/kg	TM173		<100	<100	<100	6360	1010
Aliphatics >C21-C35	<100 µg/kg	TM173		<100	<100	<100	4620	2780
Aliphatics >C35-C44	<100 µg/kg	TM173		<100	<100	<100	<100	<100
Total Aliphatics >C12-C44	<100 µg/kg	TM173		<100	<100	<100	69900	59900
Aromatics >EC5-EC7	<10 µg/kg	TM089		<40	<40	<40	<200	<200
Aromatics >EC7-EC8	<10 µg/kg	TM089		<40	<40	<40	<200	<200
Aromatics >EC8-EC10	<10 µg/kg	TM089		<40	83.6	<40	7060	4740
Aromatics >EC10-EC12	<10 µg/kg	TM089		<40	104	<40	14000	6580
Aromatics >EC12-EC16	<100 µg/kg	TM173		<100	234	<100	8490	2520
Aromatics >EC16-EC21	<100 µg/kg	TM173		<100	292	<100	1900	<100
Aromatics >EC21-EC35	<100 µg/kg	TM173		<100	1360	<100	2790	1830
Aromatics >EC35-EC44	<100 µg/kg	TM173		<100	<100	<100	209	453
Aromatics >EC40-EC44	<100 µg/kg	TM173		<100	<100	<100	<100	<100
Total Aromatics >EC12-EC44	<100 µg/kg	TM173		<100	1880	<100	13400	4800
Total Aliphatics & Aromatics >C5-C44	<100 µg/kg	TM173		<100	2410	<100	141000	98700

CERTIFICATE OF ANALYSIS

SDG:	140706-11	**Location:**	Coed Darcy	**Order Number:**	CD0733
Job:	H_ATKINS_LDC-224	**Customer:**	Atkins Global Ltd	**Report Number:**	277388
Client Reference:	Site Wide Trial Pitting	**Attention:**	Jack Lowrie	**Superseded Report:**	

Asbestos Identification - Solid Samples

		Date of Analysis	Analysed By	Comments	Amosite (Brown) Asbestos	Chrysotile (White) Asbestos	Crocidolite (Blue) Asbestos	Fibrous Actinolite	Fibrous Anthophyllite	Fibrous Tremolite	Non-Asbestos Fibre
Cust. Sample Ref. Depth (m) Sample Type Date Sampled Date Receieved SDG Original Sample Method Number	IP051 0.50 SOLID 04/07/2014 00:00:00 140706-11 9565375 TM048	17/07/14	Paul Fenney	-	Not Detected (#)	Not Detected (#)	Not Detected (#)	Not Detected (#)	Not Detected (#)	Not Detected (#)	Not Detected
Cust. Sample Ref. Depth (m) Sample Type Date Sampled Date Receieved SDG Original Sample Method Number	IP054 0.50 SOLID 04/07/2014 00:00:00 140706-11 9565340 TM048	16/07/14	Chris Swindells	-	Not Detected (#)	Not Detected (#)	Not Detected (#)	Not Detected (#)	Not Detected (#)	Not Detected (#)	Not Detected
Cust. Sample Ref. Depth (m) Sample Type Date Sampled Date Receieved SDG Original Sample Method Number	IP127 0.50 SOLID 04/07/2014 00:00:00 140706-11 9565361 TM048	17/07/14	Martin Cotterell	-	Not Detected (#)	Not Detected (#)	Not Detected (#)	Not Detected (#)	Not Detected (#)	Not Detected (#)	Not Detected
Cust. Sample Ref. Depth (m) Sample Type Date Sampled Date Receieved SDG Original Sample Method Number	IP283 0.50 SOLID 04/07/2014 00:00:00 140706-11 9565283 TM048	17/07/14	Martin Cotterell	-	Not Detected (#)	Not Detected (#)	Not Detected (#)	Not Detected (#)	Not Detected (#)	Not Detected (#)	Not Detected
Cust. Sample Ref. Depth (m) Sample Type Date Sampled Date Receieved SDG Original Sample Method Number	IP284 0.50 SOLID 04/07/2014 00:00:00 140706-11 9565392 TM048	16/07/14	Simon Postlewhite	-	Not Detected (#)	Not Detected (#)	Not Detected (#)	Not Detected (#)	Not Detected (#)	Not Detected (#)	Not Detected

CERTIFICATE OF ANALYSIS

SDG:	140706-11	**Location:**	Coed Darcy	**Order Number:**	CD0733
Job:	H_ATKINS_LDC-224	**Customer:**	Atkins Global Ltd	**Report Number:**	277388
Client Reference:	Site Wide Trial Pitting	**Attention:**	Jack Lowrie	**Superseded Report:**	

		Date of Analysis	Analysed By	Comments	Amosite (Brown) Asbestos	Chrysotile (White) Asbestos	Crocidolite (Blue) Asbestos	Fibrous Actinolite	Fibrous Anthophyllite	Fibrous Tremolite	Non-Asbestos Fibre
Cust. Sample Ref. Depth (m) Sample Type Date Sampled Date Receieved SDG Original Sample Method Number	IP285 0.50 SOLID 04/07/2014 00:00:00 140706-11 9565095 TM048	16/07/14	Simon Postlewhite	-	Not Detected (#)	Not Detected (#)	Not Detected (#)	Not Detected (#)	Not Detected (#)	Not Detected (#)	Not Detected
Cust. Sample Ref. Depth (m) Sample Type Date Sampled Date Receieved SDG Original Sample Method Number	IP386 0.50 SOLID 04/07/2014 00:00:00 140706-11 9565091 TM048	17/07/14	Martin Cotterell	-	Not Detected (#)	Not Detected (#)	Not Detected (#)	Not Detected (#)	Not Detected (#)	Not Detected (#)	Not Detected
Cust. Sample Ref. Depth (m) Sample Type Date Sampled Date Receieved SDG Original Sample Method Number	IP400 0.50 SOLID 04/07/2014 00:00:00 140706-11 9565185 TM048	16/07/14	Chris Swindells	-	Not Detected (#)	Not Detected (#)	Not Detected (#)	Not Detected (#)	Not Detected (#)	Not Detected (#)	Not Detected
Cust. Sample Ref. Depth (m) Sample Type Date Sampled Date Receieved SDG Original Sample Method Number	IP401 0.50 SOLID 04/07/2014 00:00:00 140706-11 9565211 TM048	17/07/14	Martin Cotterell	-	Not Detected (#)	Not Detected (#)	Not Detected (#)	Not Detected (#)	Not Detected (#)	Not Detected (#)	Not Detected
Cust. Sample Ref. Depth (m) Sample Type Date Sampled Date Receieved SDG Original Sample Method Number	IP402 0.50 SOLID 04/07/2014 00:00:00 140706-11 9565127 TM048	16/07/14	Chris Swindells	-	Not Detected (#)	Not Detected (#)	Not Detected (#)	Not Detected (#)	Not Detected (#)	Not Detected (#)	Not Detected
Cust. Sample Ref. Depth (m) Sample Type Date Sampled Date Receieved SDG Original Sample Method Number	IP406 0.50 SOLID 04/07/2014 00:00:00 140706-11 9565107 TM048	16/07/14	Simon Postlewhite	-	Not Detected (#)	Not Detected (#)	Not Detected (#)	Not Detected (#)	Not Detected (#)	Not Detected (#)	Not Detected

CERTIFICATE OF ANALYSIS

SDG:	140706-11	**Location:**	Coed Darcy	**Order Number:**	CD0733
Job:	H_ATKINS_LDC-224	**Customer:**	Atkins Global Ltd	**Report Number:**	277388
Client Reference:	Site Wide Trial Pitting	**Attention:**	Jack Lowrie	**Superseded Report:**	

		Date of Analysis	Analysed By	Comments	Amosite (Brown) Asbestos	Chrysotile (White) Asbestos	Crocidolite (Blue) Asbestos	Fibrous Actinolite	Fibrous Anthophyllite	Fibrous Tremolite	Non-Asbestos Fibre
Cust. Sample Ref. Depth (m) Sample Type Date Sampled Date Receieved SDG Original Sample Method Number	IP408 0.50 SOLID 04/07/2014 00:00:00 140706-11 9565176 TM048	16/07/14	Simon Postlewhite	-	Not Detected (#)	Not Detected (#)	Not Detected (#)	Not Detected (#)	Not Detected (#)	Not Detected (#)	Not Detected
Cust. Sample Ref. Depth (m) Sample Type Date Sampled Date Receieved SDG Original Sample Method Number	IP409 0.50 SOLID 04/07/2014 00:00:00 140706-11 9565193 TM048	16/07/14	Simon Postlewhite	-	Not Detected (#)	Not Detected (#)	Not Detected (#)	Not Detected (#)	Not Detected (#)	Not Detected (#)	Not Detected
Cust. Sample Ref. Depth (m) Sample Type Date Sampled Date Receieved SDG Original Sample Method Number	IP426 0.50 SOLID 04/07/2014 00:00:00 140706-11 9565150 TM048	17/07/14	Martin Cotterell	-	Not Detected (#)	Not Detected (#)	Not Detected (#)	Not Detected (#)	Not Detected (#)	Not Detected (#)	Not Detected
Cust. Sample Ref. Depth (m) Sample Type Date Sampled Date Receieved SDG Original Sample Method Number	IP433 0.50 SOLID 04/07/2014 00:00:00 140706-11 9565158 TM048	16/07/14	Chris Swindells	-	Not Detected (#)	Not Detected (#)	Not Detected (#)	Not Detected (#)	Not Detected (#)	Not Detected (#)	Not Detected
Cust. Sample Ref. Depth (m) Sample Type Date Sampled Date Receieved SDG Original Sample Method Number	IP436 0.50 SOLID 04/07/2014 00:00:00 140706-11 9565264 TM048	16/07/14	Simon Postlewhite	-	Not Detected (#)	Not Detected (#)	Not Detected (#)	Not Detected (#)	Not Detected (#)	Not Detected (#)	Not Detected
Cust. Sample Ref. Depth (m) Sample Type Date Sampled Date Receieved SDG Original Sample Method Number	IP448 0.50 SOLID 04/07/2014 00:00:00 140706-11 9565250 TM048	17/07/14	Paul Fenney	-	Not Detected (#)	Not Detected (#)	Not Detected (#)	Not Detected (#)	Not Detected (#)	Not Detected (#)	Not Detected

CERTIFICATE OF ANALYSIS

SDG:	140706-11	**Location:**	Coed Darcy	**Order Number:**	CD0733
Job:	H_ATKINS_LDC-224	**Customer:**	Atkins Global Ltd	**Report Number:**	277388
Client Reference:	Site Wide Trial Pitting	**Attention:**	Jack Lowrie	**Superseded Report:**	

		Date of Analysis	Analysed By	Comments	Amosite (Brown) Asbestos	Chrysotile (White) Asbestos	Crocidolite (Blue) Asbestos	Fibrous Actinolite	Fibrous Anthophyllite	Fibrous Tremolite	Non-Asbestos Fibre
Cust. Sample Ref. Depth (m) Sample Type Date Sampled Date Receieved SDG Original Sample Method Number	IP456 0.50 SOLID 04/07/2014 00:00:00 140706-11 9565237 TM048	16/07/14	Simon Postlewhite	-	Not Detected (#)	Not Detected (#)	Not Detected (#)	Not Detected (#)	Not Detected (#)	Not Detected (#)	Not Detected
Cust. Sample Ref. Depth (m) Sample Type Date Sampled Date Receieved SDG Original Sample Method Number	IP459 0.50 SOLID 04/07/2014 00:00:00 140706-11 9565278 TM048	16/07/14	Simon Postlewhite	-	Not Detected (#)	Not Detected (#)	Not Detected (#)	Not Detected (#)	Not Detected (#)	Not Detected (#)	Not Detected
Cust. Sample Ref. Depth (m) Sample Type Date Sampled Date Receieved SDG Original Sample Method Number	IP460 0.50 SOLID 04/07/2014 00:00:00 140706-11 9565300 TM048	17/07/14	Paul Fenney	-	Not Detected (#)	Not Detected (#)	Not Detected (#)	Not Detected (#)	Not Detected (#)	Not Detected (#)	Not Detected
Cust. Sample Ref. Depth (m) Sample Type Date Sampled Date Receieved SDG Original Sample Method Number	IP461 0.50 SOLID 04/07/2014 00:00:00 140706-11 9565314 TM048	16/07/14	Chris Swindells	-	Not Detected (#)	Not Detected (#)	Not Detected (#)	Not Detected (#)	Not Detected (#)	Not Detected (#)	Not Detected

CERTIFICATE OF ANALYSIS

SDG:	140706-11	**Location:**	Coed Darcy	**Order Number:**	CD0733
Job:	H_ATKINS_LDC-224	**Customer:**	Atkins Global Ltd	**Report Number:**	277388
Client Reference:	Site Wide Trial Pitting	**Attention:**	Jack Lowrie	**Superseded Report:**	

Table of Results - Appendix

Method No	Reference	Description	Wet/Dry Sample [1]	Surrogate Corrected
ASB_PREP				
PM001		Preparation of Samples for Metals Analysis		
PM024	Modified BS 1377	Soil preparation including homogenisation, moisture screens of soils for Asbestos Containing Material		
TM048	HSG 248, Asbestos: The analysts' guide for sampling, analysis and clearance procedures	Identification of Asbestos in Bulk Material		
TM089	Modified: US EPA Methods 8020 & 602	Determination of Gasoline Range Hydrocarbons (GRO) and BTEX (MTBE) compounds by Headspace GC-FID (C4-C12)		
TM132	In - house Method	ELTRA CS800 Operators Guide		
TM133	BS 1377: Part 3 1990;BS 6068-2.5	Determination of pH in Soil and Water using the GLpH pH Meter		
TM173	Analysis of Petroleum Hydrocarbons in Environmental Media – Total Petroleum Hydrocarbon Criteria	Determination of Speciated Extractable Petroleum Hydrocarbons in Soils by GC-FID		
TM181	US EPA Method 6010B	Determination of Routine Metals in Soil by iCap 6500 Duo ICP-OES		
TM218	Microwave extraction – EPA method 3546	Microwave extraction - EPA method 3546		

[1] Applies to Solid samples only. DRY indicates samples have been dried at 35°C. NA = not applicable.

CERTIFICATE OF ANALYSIS

SDG:	140706-11	**Location:**	Coed Darcy	**Order Number:**	CD0733
Job:	H_ATKINS_LDC-224	**Customer:**	Atkins Global Ltd	**Report Number:**	277388
Client Reference:	Site Wide Trial Pitting	**Attention:**	Jack Lowrie	**Superseded Report:**	

Test Completion Dates

Lab Sample No(s)	9565375	9565384	9565388	9565340	9565345	9565349	9565353	9565357	9565361	9565366
Customer Sample Ref.	IP051	IP051	IP051	IP054	IP054	IP054	IP054	IP054	IP127	IP127
AGS Ref.										
Depth	0.50	1.50	2.50	0.50	1.50	2.50	3.50	4.50	0.50	1.50
Type	SOLID	SOLID	SOLID	SOLID	SOLID	SOLID	SOLID	SOLID	SOLID	SOLID
Asbestos ID in Solid Samples	17-Jul-2014			17-Jul-2014					17-Jul-2014	
EPH CWG (Aliphatic) GC (S)	17-Jul-2014	18-Jul-2014	18-Jul-2014	17-Jul-2014	17-Jul-2014	18-Jul-2014	18-Jul-2014	18-Jul-2014	17-Jul-2014	18-Jul-2014
EPH CWG (Aromatic) GC (S)	17-Jul-2014	18-Jul-2014	18-Jul-2014	17-Jul-2014	17-Jul-2014	18-Jul-2014	18-Jul-2014	18-Jul-2014	17-Jul-2014	18-Jul-2014
GRO by GC-FID (S)	17-Jul-2014	17-Jul-2014	17-Jul-2014	18-Jul-2014	17-Jul-2014	17-Jul-2014	17-Jul-2014	17-Jul-2014	17-Jul-2014	17-Jul-2014
Metals in solid samples by OES	15-Jul-2014	14-Jul-2014	14-Jul-2014	16-Jul-2014	15-Jul-2014	14-Jul-2014	14-Jul-2014	14-Jul-2014	15-Jul-2014	14-Jul-2014
PAH by GCMS	15-Jul-2014	12-Jul-2014	12-Jul-2014	15-Jul-2014	14-Jul-2014	14-Jul-2014	14-Jul-2014	14-Jul-2014	15-Jul-2014	12-Jul-2014
pH	17-Jul-2014	15-Jul-2014	15-Jul-2014	18-Jul-2014	15-Jul-2014	15-Jul-2014	15-Jul-2014	15-Jul-2014	16-Jul-2014	15-Jul-2014
Sample description	11-Jul-2014	09-Jul-2014	09-Jul-2014	12-Jul-2014	09-Jul-2014	09-Jul-2014	09-Jul-2014	09-Jul-2014	11-Jul-2014	09-Jul-2014
TPH CWG GC (S)	17-Jul-2014	18-Jul-2014	18-Jul-2014	18-Jul-2014	17-Jul-2014	18-Jul-2014	18-Jul-2014	18-Jul-2014	17-Jul-2014	18-Jul-2014

Lab Sample No(s)	9565370	9565283	9565332	9565380	9565392	9565396	9565095	9565099	9565103	9565091
Customer Sample Ref.	IP127	IP283	IP283	IP283	IP284	IP284	IP285	IP285	IP285	IP386
AGS Ref.										
Depth	2.50	0.50	1.50	2.50	0.50	1.50	0.50	1.50	2.50	0.50
Type	SOLID	SOLID	SOLID	SOLID	SOLID	SOLID	SOLID	SOLID	SOLID	SOLID
Asbestos ID in Solid Samples		17-Jul-2014			17-Jul-2014		17-Jul-2014			17-Jul-2014
EPH CWG (Aliphatic) GC (S)	18-Jul-2014	18-Jul-2014	18-Jul-2014	18-Jul-2014	18-Jul-2014	18-Jul-2014	18-Jul-2014	18-Jul-2014	18-Jul-2014	18-Jul-2014
EPH CWG (Aromatic) GC (S)	18-Jul-2014	18-Jul-2014	18-Jul-2014	18-Jul-2014	18-Jul-2014	18-Jul-2014	18-Jul-2014	18-Jul-2014	18-Jul-2014	18-Jul-2014
GRO by GC-FID (S)	17-Jul-2014	17-Jul-2014	17-Jul-2014	17-Jul-2014	17-Jul-2014	17-Jul-2014	17-Jul-2014	17-Jul-2014	17-Jul-2014	17-Jul-2014
Metals in solid samples by OES	14-Jul-2014	15-Jul-2014	14-Jul-2014	15-Jul-2014	16-Jul-2014	14-Jul-2014	16-Jul-2014	14-Jul-2014	10-Jul-2014	15-Jul-2014
PAH by GCMS	13-Jul-2014	13-Jul-2014	12-Jul-2014	14-Jul-2014	13-Jul-2014	12-Jul-2014	13-Jul-2014	14-Jul-2014	11-Jul-2014	13-Jul-2014
pH	15-Jul-2014	16-Jul-2014	15-Jul-2014	15-Jul-2014	16-Jul-2014	15-Jul-2014	16-Jul-2014	15-Jul-2014	15-Jul-2014	16-Jul-2014
Sample description	09-Jul-2014	11-Jul-2014	09-Jul-2014	09-Jul-2014	11-Jul-2014	09-Jul-2014	11-Jul-2014	09-Jul-2014	08-Jul-2014	11-Jul-2014
Total Organic Carbon		15-Jul-2014						11-Jul-2014		
TPH CWG GC (S)	18-Jul-2014	18-Jul-2014	18-Jul-2014	18-Jul-2014	18-Jul-2014	18-Jul-2014	18-Jul-2014	18-Jul-2014	18-Jul-2014	18-Jul-2014

Lab Sample No(s)	9565135	9565185	9565233	9565211	9565216	9565220	9565224	9565228	9565127	9565131
Customer Sample Ref.	IP386	IP400	IP400	IP401	IP401	IP401	IP401	IP401	IP402	IP402
AGS Ref.										
Depth	1.50	0.50	1.50	0.50	1.50	2.50	3.50	3.90	0.50	1.50
Type	SOLID	SOLID	SOLID	SOLID	SOLID	SOLID	SOLID	SOLID	SOLID	SOLID
Asbestos ID in Solid Samples		17-Jul-2014		17-Jul-2014					17-Jul-2014	
EPH CWG (Aliphatic) GC (S)	18-Jul-2014	18-Jul-2014	18-Jul-2014	18-Jul-2014	18-Jul-2014	17-Jul-2014	17-Jul-2014	18-Jul-2014	17-Jul-2014	18-Jul-2014
EPH CWG (Aromatic) GC (S)	18-Jul-2014	18-Jul-2014	18-Jul-2014	18-Jul-2014	18-Jul-2014	17-Jul-2014	17-Jul-2014	18-Jul-2014	17-Jul-2014	18-Jul-2014
GRO by GC-FID (S)	17-Jul-2014	17-Jul-2014	17-Jul-2014	17-Jul-2014	17-Jul-2014	17-Jul-2014	17-Jul-2014	17-Jul-2014	17-Jul-2014	17-Jul-2014
Metals in solid samples by OES	14-Jul-2014	16-Jul-2014	15-Jul-2014	15-Jul-2014	15-Jul-2014	15-Jul-2014	15-Jul-2014	15-Jul-2014	16-Jul-2014	14-Jul-2014
PAH by GCMS	14-Jul-2014	13-Jul-2014	14-Jul-2014	13-Jul-2014	13-Jul-2014	13-Jul-2014	13-Jul-2014	13-Jul-2014	15-Jul-2014	14-Jul-2014
pH	15-Jul-2014	16-Jul-2014	15-Jul-2014	16-Jul-2014	15-Jul-2014	15-Jul-2014	15-Jul-2014	15-Jul-2014	18-Jul-2014	15-Jul-2014
Sample description	09-Jul-2014	11-Jul-2014	09-Jul-2014	11-Jul-2014	09-Jul-2014	09-Jul-2014	09-Jul-2014	09-Jul-2014	12-Jul-2014	09-Jul-2014
TPH CWG GC (S)	18-Jul-2014	18-Jul-2014	18-Jul-2014	18-Jul-2014	18-Jul-2014	17-Jul-2014	17-Jul-2014	18-Jul-2014	17-Jul-2014	18-Jul-2014

Lab Sample No(s)	9565140	9565146	9565107	9565111	9565115	9565119	9565123	9565176	9565180	9565189
Customer Sample Ref.	IP402	IP402	IP406	IP406	IP406	IP406	IP406	IP408	IP408	IP408
AGS Ref.										
Depth	2.50	3.50	0.50	1.50	2.50	3.50	4.50	0.50	1.50	2.50
Type	SOLID	SOLID	SOLID	SOLID	SOLID	SOLID	SOLID	SOLID	SOLID	SOLID
Asbestos ID in Solid Samples			17-Jul-2014					17-Jul-2014		
EPH CWG (Aliphatic) GC (S)	17-Jul-2014	18-Jul-2014	17-Jul-2014	17-Jul-2014	18-Jul-2014	18-Jul-2014	18-Jul-2014	17-Jul-2014	17-Jul-2014	18-Jul-2014
EPH CWG (Aromatic) GC (S)	17-Jul-2014	18-Jul-2014	17-Jul-2014	17-Jul-2014	18-Jul-2014	18-Jul-2014	18-Jul-2014	17-Jul-2014	17-Jul-2014	18-Jul-2014
GRO by GC-FID (S)	17-Jul-2014	17-Jul-2014	18-Jul-2014	17-Jul-2014	17-Jul-2014	18-Jul-2014	17-Jul-2014	17-Jul-2014	17-Jul-2014	17-Jul-2014
Metals in solid samples by OES	11-Jul-2014	11-Jul-2014	15-Jul-2014	15-Jul-2014	11-Jul-2014	11-Jul-2014	14-Jul-2014	16-Jul-2014	11-Jul-2014	11-Jul-2014
PAH by GCMS	12-Jul-2014	14-Jul-2014	15-Jul-2014	14-Jul-2014	14-Jul-2014	12-Jul-2014	14-Jul-2014	10-Jul-2014	10-Jul-2014	10-Jul-2014
pH	15-Jul-2014	15-Jul-2014	16-Jul-2014	15-Jul-2014	15-Jul-2014	15-Jul-2014	15-Jul-2014	16-Jul-2014	15-Jul-2014	15-Jul-2014
Sample description	09-Jul-2014	09-Jul-2014	11-Jul-2014	09-Jul-2014	09-Jul-2014	09-Jul-2014	09-Jul-2014	08-Jul-2014	08-Jul-2014	08-Jul-2014
TPH CWG GC (S)	17-Jul-2014	18-Jul-2014	18-Jul-2014	17-Jul-2014	18-Jul-2014	18-Jul-2014	18-Jul-2014	17-Jul-2014	17-Jul-2014	18-Jul-2014

CERTIFICATE OF ANALYSIS

SDG:	140706-11	**Location:**	Coed Darcy	**Order Number:**	CD0733
Job:	H_ATKINS_LDC-224	**Customer:**	Atkins Global Ltd	**Report Number:**	277388
Client Reference:	Site Wide Trial Pitting	**Attention:**	Jack Lowrie	**Superseded Report:**	

Lab Sample No(s)	9565193	9565198	9565203	9565207	9565150	9565154	9565158	9565162	9565167	9565171
Customer Sample Ref.	IP409	IP409	IP409	IP409	IP426	IP426	IP433	IP433	IP433	IP433
AGS Ref.										
Depth	0.50	1.50	1.90	2.50	0.50	1.50	0.50	1.50	2.50	3.00
Type	SOLID	SOLID	SOLID	SOLID	SOLID	SOLID	SOLID	SOLID	SOLID	SOLID
Asbestos ID in Solid Samples	17-Jul-2014				17-Jul-2014		17-Jul-2014			
EPH CWG (Aliphatic) GC (S)	17-Jul-2014	18-Jul-2014	17-Jul-2014	17-Jul-2014	17-Jul-2014	18-Jul-2014	17-Jul-2014	18-Jul-2014	18-Jul-2014	18-Jul-2014
EPH CWG (Aromatic) GC (S)	17-Jul-2014	18-Jul-2014	17-Jul-2014	17-Jul-2014	17-Jul-2014	18-Jul-2014	17-Jul-2014	18-Jul-2014	18-Jul-2014	18-Jul-2014
GRO by GC-FID (S)	17-Jul-2014	17-Jul-2014	18-Jul-2014	18-Jul-2014	17-Jul-2014	18-Jul-2014	17-Jul-2014	18-Jul-2014	17-Jul-2014	18-Jul-2014
Metals in solid samples by OES	16-Jul-2014	11-Jul-2014	15-Jul-2014	15-Jul-2014	15-Jul-2014	14-Jul-2014	15-Jul-2014	14-Jul-2014	14-Jul-2014	14-Jul-2014
PAH by GCMS	10-Jul-2014	10-Jul-2014	13-Jul-2014	13-Jul-2014	15-Jul-2014	12-Jul-2014	15-Jul-2014	15-Jul-2014	12-Jul-2014	15-Jul-2014
pH	16-Jul-2014	15-Jul-2014	15-Jul-2014	15-Jul-2014	16-Jul-2014	15-Jul-2014	16-Jul-2014	15-Jul-2014	15-Jul-2014	15-Jul-2014
Sample description	08-Jul-2014	08-Jul-2014	09-Jul-2014	09-Jul-2014	12-Jul-2014	09-Jul-2014	12-Jul-2014	09-Jul-2014	09-Jul-2014	09-Jul-2014
Total Organic Carbon	15-Jul-2014		11-Jul-2014		15-Jul-2014					
TPH CWG GC (S)	17-Jul-2014	18-Jul-2014	18-Jul-2014	18-Jul-2014	17-Jul-2014	18-Jul-2014	17-Jul-2014	18-Jul-2014	18-Jul-2014	18-Jul-2014

Lab Sample No(s)	9565264	9565269	9565274	9565250	9565255	9565260	9565237	9565241	9565246	9565278
Customer Sample Ref.	IP436	IP436	IP436	IP448	IP448	IP448	IP456	IP456	IP456	IP459
AGS Ref.										
Depth	0.50	1.50	2.20	0.50	1.50	2.50	0.50	1.50	2.30	0.50
Type	SOLID	SOLID	SOLID	SOLID	SOLID	SOLID	SOLID	SOLID	SOLID	SOLID
Asbestos ID in Solid Samples	17-Jul-2014			17-Jul-2014			17-Jul-2014			17-Jul-2014
EPH CWG (Aliphatic) GC (S)	18-Jul-2014	18-Jul-2014	18-Jul-2014	18-Jul-2014	18-Jul-2014	18-Jul-2014	18-Jul-2014	18-Jul-2014	18-Jul-2014	18-Jul-2014
EPH CWG (Aromatic) GC (S)	18-Jul-2014	18-Jul-2014	18-Jul-2014	18-Jul-2014	18-Jul-2014	18-Jul-2014	18-Jul-2014	18-Jul-2014	18-Jul-2014	18-Jul-2014
GRO by GC-FID (S)	17-Jul-2014	17-Jul-2014	17-Jul-2014	17-Jul-2014	17-Jul-2014	17-Jul-2014	17-Jul-2014	17-Jul-2014	17-Jul-2014	17-Jul-2014
Metals in solid samples by OES	15-Jul-2014	14-Jul-2014	14-Jul-2014	16-Jul-2014	14-Jul-2014	14-Jul-2014	16-Jul-2014	14-Jul-2014	14-Jul-2014	15-Jul-2014
PAH by GCMS	13-Jul-2014	17-Jul-2014	13-Jul-2014	15-Jul-2014	15-Jul-2014	15-Jul-2014	15-Jul-2014	13-Jul-2014	12-Jul-2014	13-Jul-2014
pH	16-Jul-2014	15-Jul-2014	15-Jul-2014	16-Jul-2014	15-Jul-2014	15-Jul-2014	16-Jul-2014	15-Jul-2014	15-Jul-2014	16-Jul-2014
Sample description	11-Jul-2014	09-Jul-2014	09-Jul-2014	10-Jul-2014	09-Jul-2014	09-Jul-2014	10-Jul-2014	09-Jul-2014	09-Jul-2014	11-Jul-2014
TPH CWG GC (S)	18-Jul-2014	18-Jul-2014	18-Jul-2014	18-Jul-2014	18-Jul-2014	18-Jul-2014	18-Jul-2014	18-Jul-2014	18-Jul-2014	18-Jul-2014

Lab Sample No(s)	9565287	9565292	9565296	9565300	9565305	9565309	9565314	9565320	9565324	9565328
Customer Sample Ref.	IP459	IP459	IP459	IP460	IP460	IP460	IP461	IP461	IP461	IP461
AGS Ref.										
Depth	1.50	2.50	3.60	0.50	1.50	2.50	0.50	1.50	2.50	3.50
Type	SOLID	SOLID	SOLID	SOLID	SOLID	SOLID	SOLID	SOLID	SOLID	SOLID
Asbestos ID in Solid Samples				17-Jul-2014			17-Jul-2014			
EPH CWG (Aliphatic) GC (S)	17-Jul-2014	18-Jul-2014	18-Jul-2014	17-Jul-2014	18-Jul-2014	18-Jul-2014	17-Jul-2014	18-Jul-2014	17-Jul-2014	18-Jul-2014
EPH CWG (Aromatic) GC (S)	17-Jul-2014	18-Jul-2014	18-Jul-2014	17-Jul-2014	18-Jul-2014	18-Jul-2014	17-Jul-2014	18-Jul-2014	17-Jul-2014	18-Jul-2014
GRO by GC-FID (S)	17-Jul-2014	17-Jul-2014	18-Jul-2014	16-Jul-2014	16-Jul-2014	16-Jul-2014	17-Jul-2014	17-Jul-2014	17-Jul-2014	18-Jul-2014
Metals in solid samples by OES	14-Jul-2014	15-Jul-2014	14-Jul-2014	16-Jul-2014	14-Jul-2014	14-Jul-2014	16-Jul-2014	14-Jul-2014	15-Jul-2014	15-Jul-2014
PAH by GCMS	12-Jul-2014	15-Jul-2014	13-Jul-2014	15-Jul-2014	15-Jul-2014	15-Jul-2014	15-Jul-2014	15-Jul-2014	14-Jul-2014	15-Jul-2014
pH	15-Jul-2014	15-Jul-2014	15-Jul-2014	16-Jul-2014	15-Jul-2014	15-Jul-2014	16-Jul-2014	15-Jul-2014	15-Jul-2014	15-Jul-2014
Sample description	09-Jul-2014	09-Jul-2014	09-Jul-2014	12-Jul-2014	09-Jul-2014	09-Jul-2014	12-Jul-2014	09-Jul-2014	09-Jul-2014	09-Jul-2014
TPH CWG GC (S)	17-Jul-2014	18-Jul-2014	18-Jul-2014	17-Jul-2014	18-Jul-2014	18-Jul-2014	17-Jul-2014	18-Jul-2014	17-Jul-2014	18-Jul-2014

Lab Sample No(s)	9565336
Customer Sample Ref.	IP461
AGS Ref.	
Depth	4.30
Type	SOLID
EPH CWG (Aliphatic) GC (S)	18-Jul-2014
EPH CWG (Aromatic) GC (S)	18-Jul-2014
GRO by GC-FID (S)	18-Jul-2014
Metals in solid samples by OES	15-Jul-2014
PAH by GCMS	15-Jul-2014
pH	15-Jul-2014
Sample description	09-Jul-2014
TPH CWG GC (S)	18-Jul-2014

SDG:	140706-11	**Location:**	Coed Darcy	**Order Number:**	CD0733
Job:	H_ATKINS_LDC-224	**Customer:**	Atkins Global Ltd	**Report Number:**	277388
Client Reference:	Site Wide Trial Pitting	**Attention:**	Jack Lowrie	**Superseded Report:**	

Appendix
General

1. Results are expressed on a dry weight basis (dried at 35ºC) for all soil analyses except for the following: NRA and CEN Leach tests, flash point LOI, pH, ammonium as NH4 by the BRE method, VOC TICS and SVOC TICS.

2. Samples will be run in duplicate upon request, but an additional charge may be incurred.

3. If sufficient sample is received a sub sample will be retained free of charge for 30 days after analysis is completed (e-mailed) for all sample types unless the sample is destroyed on testing. The prepared soil sub sample that is analysed for asbestos will be retained for a period of 6 months after the analysis date. All bulk samples will be retained for a period of 6 months after the analysis date. All samples received and not scheduled will be disposed of one month after the date of receipt unless we are instructed to the contrary. Once the initial period has expired, a storage charge will be applied for each month or part thereof until the client cancels the request for sample storage. ALcontrol Laboratories reserve the right to charge for samples received and stored but not analysed.

4. With respect to turnaround, we will always endeavour to meet client requirements wherever possible, but turnaround times cannot be absolutely guaranteed due to so many variables beyond our control.

5. We take responsibility for any test performed by sub-contractors (marked with an asterisk). We endeavour to use UKAS/MCERTS Accredited Laboratories, who either complete a quality questionnaire or are audited by ourselves. For some determinands there are no UKAS/MCERTS Accredited Laboratories, in this instance a laboratory with a known track record will be utilised.

6. When requested, the individual sub sample scheduled will be analysed in house for the presence of asbestos fibres and asbestos containing material by our documented in house method TM048 based on HSG 248 (2005), which is accredited to ISO17025. If a specific asbestos fibre type is not found this will be reported as “Not detected”. If no asbestos fibre types are found all will be reported as “Not detected” and the sub sample analysed deemed to be clear of asbestos. If an asbestos fibre type is found it will be reported as detected (for each fibre type found). Testing can be carried out on asbestos positive samples, but, due to Health and Safety considerations, may be replaced by alternative tests or reported as No Determination Possible. The quantity of asbestos present is not determined unless specifically requested.

7. If no separate volatile sample is supplied by the client, or if a headspace or sediment is present in the volatile sample, the integrity of the data may be compromised. This will be flagged up as an invalid VOC on the test schedule and the result marked as deviating on the test certificate.

8. If appropriate preserved bottles are not received preservation will take place on receipt. However, the integrity of the data may be compromised.

9. NDP -No determination possible due to insufficient/unsuitable sample.

10. Metals in water are performed on a filtered sample, and therefore represent dissolved metals -total metals must be requested separately.

11. Results relate only to the items tested.

12. LODs for wet tests reported on a dry weight basis are not corrected for moisture content.

13. **Surrogate recoveries** -Most of our organic methods include surrogates, the recovery of which is monitored and reported. For EPH, MO, PAH, GRO and VOCs on soils the result is not surrogate corrected, but a percentage recovery is quoted. Acceptable limits for most organic methods are 70 -130 %.

14. **Product analyses** -Organic analyses on products can only be semi-quantitative due to the matrix effects and high dilution factors
employed.

15. Phenols monohydric by HPLC include phenol, cresols (2-Methylphenol, 3-Methylphenol and 4-Methylphenol) and Xylenols (2,3 Dimethylphenol, 2,4 Dimethylphenol, 2,5 Dimethylphenol, 2,6 Dimethylphenol, 3,4 Dimethyphenol, 3,5 Dimethylphenol).

16. Total of 5 speciated phenols by HPLC includes Phenol, 2,3,5-Trimethyl Phenol, 2-Isopropylphenol, Cresols and Xylenols (as detailed in 15).

17. Stones/debris are not routinely removed. We always endeavour to take a representative sub sample from the received sample.

18. In certain circumstances the method detection limit may be elevated due to the sample being outside the calibration range. Other factors that may contribute to this include possible interferences. In both cases the sample would be diluted which would cause the method detection limit to be raised.

19. Mercury results quoted on soils will not include volatile mercury as the analysis is performed on a dried and crushed sample.

20. For the BSEN 12457-3 two batch process to allow the cumulative release to be calculated, the volume of the leachate produced is measured and filtered for all tests. We therefore cannot carry out any unfiltered analysis. The tests affected include volatiles GCFID/GCMS and all subcontracted analysis.

21. For all leachate preparations (NRA, DIN, TCLP, BSEN 12457-1, 2, 3) volatile loss may occur, as we do not employ zero headspace extraction.

22. We are accredited to MCERTS for sand, clay and loam/topsoil, or any of these materials - whether these are derived from naturally occurring soil profiles, or from fill/made ground, as long as these materials constitute the major part of the sample. Other coarse granular material such as concrete, gravel and brick are not accredited if they comprise the major part of the sample.

23. Analysis and identification of specific compounds using GCFID is by retention time only, and we routinely calibrate and quantify for benzene, toluene, ethylbenzenes and xylenes (BTEX). For total volatiles in the C5-C12 range, the total area of the chromatogram is integrated and expressed as ug/kg or ug/l. Although this analysis is commonly used for the quantification of gasoline range organics (GRO), the system will also detect other compounds such as chlorinated solvents, and this may lead to a falsely high result with respect to hydrocarbons only. It is not possible to specifically identify these non-hydrocarbons, as standards are not routinely run for any other compounds, and for more definitive identification, volatiles by GCMS should be utilised.

Sample Deviations

1	Container with Headspace provided for volatiles analysis
2	Incorrect container received
3	Deviation from method
4	Holding time exceeded before sample received
5	Samples exceeded holding time before presevation was performed
§	Sampled on date not provided
♦	Sample holding time exceeded in laboratory
@	Sample holding time exceeded due to sampled on date
&	Sample Holding Time exceeded - Late arrival of instructions.

Asbestos

Identification of Asbestos in Bulk Materials & Soils

The results for identification of asbestos in bulk materials are obtained from supplied bulk materials which have been examined to determine the presence of asbestos fibres using Alcontrol Laboratories (Hawarden) in-house method of transmitted/polarised light microscopy and central stop dispersion staining, based on HSG 248 (2005).

The results for identification of asbestos in soils are obtained from a homogenised sub sample which has been examined to determine the presence of asbestos fibres using Alcontrol Laboratories (Hawarden) in-house method of transmitted/polarised light microscopy and central stop dispersion staining, based on HSG 248 (2005).

Asbestos Type	Common Name
Chrysotile	White Asbestos
Amosite	Brown Asbestos
Crocidolite	Blue Asbestos
Fibrous Actinolite	-
Fibrous Anthophyllite	-
Fibrous Tremolite	-

Visual Estimation Of Fibre Content

Estimation of fibre content is not permitted as part of our UKAS accredited test other than: -
Trace -Where only one or two asbestos fibres were identified.

Further guidance on typical asbestos fibre content of manufactured products can be found in HSG 264.

The identification of asbestos containing materials and soils falls within our schedule of tests for which we hold UKAS accreditation, however opinions, interpretations and all other information contained in the report are outside the scope of UKAS accreditation.

ALcontrol Laboratories

Unit 7-8 Hawarden Business Park
Manor Road (off Manor Lane)
Hawarden
Deeside
CH5 3US
Tel: (01244) 528700
Fax: (01244) 528701
email: mkt@alcontrol.com
Website: www.alcontrol.com

Atkins Global Ltd
Project Jonah site office
Llan Coed House
Suite 24
Coed Darcy
Llandarcy
SA10 6HJ

Attention: Jack Lowrie

CERTIFICATE OF ANALYSIS

Date:	25 July 2014
Customer:	H_ATKINS_LDC
Sample Delivery Group (SDG):	140703-86
Your Reference:	Site Wide Trial Pitting
Location:	Coed Darcy
Report No:	278222

We received 102 samples on Thursday July 03, 2014 and 102 of these samples were scheduled for analysis which was completed on Friday July 25, 2014. Accredited laboratory tests are defined within the report, but opinions, interpretations and on-site data expressed herein are outside the scope of ISO 17025 accreditation.

Should this report require incorporation into client reports, it must be used in its entirety and not simply with the data sections alone.

All chemical testing (unless subcontracted) is performed at ALcontrol Hawarden Laboratories.

Approved By:



Sonia McWhan
Operations Manager

Alcontrol Laboratories is a trading division of ALcontrol UK Limited
Registered Office: Units 7 & 8 Hawarden Business Park, Manor Road, Hawarden, Deeside, CH5 3US. Registered in England and Wales No. 4057291.

CERTIFICATE OF ANALYSIS

SDG:	140703-86	**Location:**	Coed Darcy	**Order Number:**	CD0729
Job:	H_ATKINS_LDC-224	**Customer:**	Atkins Global Ltd	**Report Number:**	278222
Client Reference:	Site Wide Trial Pitting	**Attention:**	Jack Lowrie	**Superseded Report:**	

Received Sample Overview

Lab Sample No(s)	Customer Sample Ref.	AGS Ref.	Depth (m)	Sampled Date
9552094	IP023		0.50	01/07/2014
9552098	IP023		1.50	01/07/2014
9552102	IP023		2.50	01/07/2014
9552106	IP023		3.50	01/07/2014
9552111	IP047		0.50	01/07/2014
9551647	IP047		1.50	01/07/2014
9551651	IP047		2.50	01/07/2014
9551655	IP047		3.00	01/07/2014
9552009	IP049		0.50	01/07/2014
9552019	IP049		1.30	01/07/2014
9552025	IP049		1.50	01/07/2014
9552030	IP049		2.40	01/07/2014
9552034	IP049		3.40	01/07/2014
9552073	IP053		0.50	01/07/2014
9552077	IP053		0.90	01/07/2014
9552083	IP053		1.80	01/07/2014
9552088	IP053		3.00	01/07/2014
9551737	IP058		0.50	01/07/2014
9551743	IP058		1.50	01/07/2014
9551748	IP058		2.40	01/07/2014
9551733	IP078		0.50	01/07/2014
9552039	IP089		0.50	01/07/2014
9552043	IP089		1.50	01/07/2014
9552047	IP089		2.20	01/07/2014
9552051	IP092		0.50	01/07/2014
9552055	IP092		1.50	01/07/2014
9552060	IP092		2.50	01/07/2014
9552069	IP092		3.50	01/07/2014
9551724	IP096		0.50	01/07/2014
9551728	IP096		1.50	01/07/2014
9551851	IP110		0.50	01/07/2014
9551855	IP110		1.40	01/07/2014
9551869	IP110		2.50	01/07/2014
9551934	IP112		0.50	01/07/2014
9551939	IP112		1.50	01/07/2014
9551944	IP112		2.50	01/07/2014
9551948	IP112		3.50	01/07/2014
9551952	IP113		0.50	01/07/2014
9551956	IP113		1.50	01/07/2014
9551960	IP113		2.50	01/07/2014
9551968	IP113		3.50	01/07/2014
9551695	IP118		0.50	01/07/2014
9551716	IP118		1.50	01/07/2014
9551720	IP118		2.50	01/07/2014
9551682	IP119		0.50	01/07/2014
9551686	IP119		1.50	01/07/2014
9551691	IP119		2.00	01/07/2014
9551666	IP133		0.50	01/07/2014
9551670	IP133		1.50	01/07/2014
9551674	IP133		2.30	01/07/2014
9551678	IP133		3.00	01/07/2014
9551912	IP136		0.50	01/07/2014
9551921	IP136		1.20	01/07/2014
9551926	IP136		2.50	01/07/2014
9551930	IP136		3.50	01/07/2014
9551876	IP137		0.20	01/07/2014

CERTIFICATE OF ANALYSIS

SDG:	140703-86	**Location:**	Coed Darcy	**Order Number:**	CD0729
Job:	H_ATKINS_LDC-224	**Customer:**	Atkins Global Ltd	**Report Number:**	278222
Client Reference:	Site Wide Trial Pitting	**Attention:**	Jack Lowrie	**Superseded Report:**	

9551880	IP137	0.50	01/07/2014
9551885	IP137	1.50	01/07/2014
9551889	IP137	2.50	01/07/2014
9551893	IP137	3.50	01/07/2014
9551839	IP138	0.50	01/07/2014
9551843	IP138	1.50	01/07/2014
9551847	IP138	2.50	01/07/2014
9551819	IP148	0.50	01/07/2014
9551824	IP148	1.60	01/07/2014
9551830	IP148	2.30	01/07/2014
9551835	IP148	3.50	01/07/2014
9551897	IP150	0.50	01/07/2014
9551903	IP150	1.50	01/07/2014
9551907	IP150	2.50	01/07/2014
9551996	IP152	0.50	01/07/2014
9552000	IP152	1.50	01/07/2014
9552004	IP152	2.50	01/07/2014
9551974	IP153	0.50	01/07/2014
9551978	IP153	1.50	01/07/2014
9551982	IP153	2.50	01/07/2014
9551987	IP153	3.50	01/07/2014
9551991	IP153	4.00	01/07/2014
9552014	IP158	0.50	01/07/2014
9552064	IP158	1.50	01/07/2014
9551640	IP158	2.50	01/07/2014
9551660	IP158	3.50	01/07/2014
9551636	IP199	0.50	01/07/2014
9551707	IP199	1.00	01/07/2014
9551760	IP199	1.50	01/07/2014
9551807	IP199	2.50	01/07/2014
9551859	IP211	0.50	01/07/2014
9551916	IP211	1.50	01/07/2014
9551964	IP211	2.50	01/07/2014
9551756	IP227	0.50	01/07/2014
9551764	IP227	1.50	01/07/2014
9551752	IP228	0.50	01/07/2014
9551769	IP229	0.50	01/07/2014
9551773	IP230	0.50	01/07/2014
9551777	IP230	1.50	01/07/2014
9551781	IP244	0.50	01/07/2014
9551785	IP245	0.30	01/07/2014
9551789	IP246	0.30	01/07/2014
9551793	IP271	0.80	01/07/2014
9551798	IP272	0.30	01/07/2014
9551802	IP272	1.00	01/07/2014
9551812	IP301	1.00	01/07/2014

Only received samples which have had analysis scheduled will be shown on the following pages.

SDG: 140703-86 **Location:** Coed Darcy **Order Number:** CD0729
Job: H_ATKINS_LDC-224 **Customer:** Atkins Global Ltd **Report Number:** 278222
Client Reference: Site Wide Trial Pitting **Attention:** Jack Lowrie **Superseded Report:**

SOLID

Results Legend

X Test

N No Determination Possible

Lab Sample No(s)			9552094			9552098			9552102			9552106			9552111			9551647			9551651			9551655			9552009			9552019			9552025			9552030			9552034			9552073
Customer Sample Reference			IP023			IP023			IP023			IP023			IP047			IP047			IP047			IP047			IP049			IP049			IP049			IP049			IP049			IP053
AGS Reference																																										
Depth (m)			0.50			1.50			2.50			3.50			0.50			1.50			2.50			3.00			0.50			1.30			1.50			2.40			3.40			0.50
Container			250g Amber Jar	400g Tub (ALE214)	60g VOC (ALE215)	250g Amber Jar	400g Tub (ALE214)	60g VOC (ALE215)	250g Amber Jar	400g Tub (ALE214)	60g VOC (ALE215)	250g Amber Jar	400g Tub (ALE214)	60g VOC (ALE215)	250g Amber Jar	400g Tub (ALE214)	60g VOC (ALE215)	250g Amber Jar	400g Tub (ALE214)	60g VOC (ALE215)	250g Amber Jar	400g Tub (ALE214)	60g VOC (ALE215)	250g Amber Jar	400g Tub (ALE214)	60g VOC (ALE215)	250g Amber Jar	400g Tub (ALE214)	60g VOC (ALE215)	250g Amber Jar	400g Tub (ALE214)	60g VOC (ALE215)	250g Amber Jar	400g Tub (ALE214)	60g VOC (ALE215)	250g Amber Jar	400g Tub (ALE214)	60g VOC (ALE215)	250g Amber Jar	400g Tub (ALE214)	60g VOC (ALE215)	250g Amber Jar
Asbestos ID in Solid Samples	All	NDPs: 0 Tests: 39		X												X												X														
EPH CWG (Aliphatic) GC (S)	All	NDPs: 0 Tests: 102	X			X			X			X			X			X			X			X			X			X			X			X			X			X
EPH CWG (Aromatic) GC (S)	All	NDPs: 0 Tests: 102	X			X			X			X			X			X			X			X			X			X			X			X			X			X
GRO by GC-FID (S)	All	NDPs: 0 Tests: 102			X			X			X			X			X			X			X			X			X			X			X			X			X	
Metals in solid samples by OES	All	NDPs: 0 Tests: 102	X			X			X			X			X			X			X			X			X			X			X			X			X			X
PAH by GCMS	All	NDPs: 0 Tests: 102	X			X			X			X			X			X			X			X			X			X			X			X			X			X
pH	All	NDPs: 0 Tests: 102		X			X			X			X			X			X			X			X			X			X			X			X			X		
Sample description	All	NDPs: 0 Tests: 101	X			X			X			X			X			X			X			X			X			X			X			X			X			X
Total Organic Carbon	All	NDPs: 0 Tests: 5													X																											
TPH CWG GC (S)	All	NDPs: 0 Tests: 102	X			X			X			X			X			X			X			X			X			X			X			X			X			X

SDG:	140703-86	**Location:**	Coed Darcy	**Order Number:**	CD0729
Job:	H_ATKINS_LDC-224	**Customer:**	Atkins Global Ltd	**Report Number:**	278222
Client Reference:	Site Wide Trial Pitting	**Attention:**	Jack Lowrie	**Superseded Report:**	

SOLID

Results Legend

- X — Test
- N — No Determination Possible

Lab Sample No(s)	Customer Sample Reference	AGS Reference	Depth (m)	Container	Asbestos ID in Solid Samples	Asbestos Quantification - Full	EPH CWG (Aliphatic) GC (S)	EPH CWG (Aromatic) GC (S)	GRO by GC-FID (S)	Metals in solid samples by OES	PAH by GCMS	pH	Sample description	TPH CWG GC (S)
					All	All	All	All	All	All	All	All	All	All
					NDPs: 0 Tests: 39	NDPs: 0 Tests: 3	NDPs: 0 Tests: 102	NDPs: 0 Tests: 102	NDPs: 0 Tests: 102	NDPs: 0 Tests: 102	NDPs: 0 Tests: 102	NDPs: 0 Tests: 102	NDPs: 0 Tests: 101	NDPs: 0 Tests: 102
9552073	IP053		0.50	400g Tub (ALE214)	X							X		
				60g VOC (ALE215)					X					
9552077	IP053		0.90	250g Amber Jar			X	X		X	X		X	X
				400g Tub (ALE214)	X	X						X		
				60g VOC (ALE215)					X					
9552083	IP053		1.80	250g Amber Jar			X	X		X	X		X	X
				400g Tub (ALE214)								X		
				60g VOC (ALE215)					X					
9552088	IP053		3.00	250g Amber Jar			X	X		X	X		X	X
				400g Tub (ALE214)								X		
				60g VOC (ALE215)					X					
9551737	IP058		0.50	250g Amber Jar			X	X		X	X		X	X
				400g Tub (ALE214)	X	X						X		
				60g VOC (ALE215)					X					
9551743	IP058		1.50	250g Amber Jar			X	X		X	X		X	X
				400g Tub (ALE214)								X		
				60g VOC (ALE215)					X					
9551748	IP058		2.40	250g Amber Jar			X	X		X	X		X	X
				400g Tub (ALE214)								X		
				60g VOC (ALE215)					X					
9551733	IP078		0.50	250g Amber Jar			X	X		X	X		X	X
				400g Tub (ALE214)	X							X		
				60g VOC (ALE215)					X					
9552039	IP089		0.50	250g Amber Jar			X	X		X	X		X	X
				400g Tub (ALE214)	X							X		
				60g VOC (ALE215)					X					
9552043	IP089		1.50	250g Amber Jar			X	X		X	X		X	X
				400g Tub (ALE214)								X		
				60g VOC (ALE215)					X					
9552047	IP089		2.20	250g Amber Jar			X	X		X	X			X
				400g Tub (ALE214)								X		
				60g VOC (ALE215)					X					
9552051	IP092		0.50	250g Amber Jar			X	X		X	X		X	X
				400g Tub (ALE214)	X							X		
				60g VOC (ALE215)					X					
9552055	IP092		1.50	250g Amber Jar			X	X		X	X		X	X
				400g Tub (ALE214)								X		
				60g VOC (ALE215)					X					
9552060	IP092		2.50	250g Amber Jar			X	X		X	X		X	X
				400g Tub (ALE214)								X		

CERTIFICATE OF ANALYSIS

SDG:	140703-86	**Location:**	Coed Darcy	**Order Number:**	CD0729
Job:	H_ATKINS_LDC-224	**Customer:**	Atkins Global Ltd	**Report Number:**	278222
Client Reference:	Site Wide Trial Pitting	**Attention:**	Jack Lowrie	**Superseded Report:**	

SOLID

Results Legend

X **Test**

N **No Determination Possible**

Lab Sample No(s)	9552060	9552069	9551724	9551728	9551851	9551855	9551869	9551934	9551939	9551944	9551948	9551952	9551956	9551960
Customer Sample Reference	IP092	IP092	IP096	IP096	IP110	IP110	IP110	IP112	IP112	IP112	IP112	IP113	IP113	IP113
AGS Reference														
Depth (m)	2.50	3.50	0.50	1.50	0.50	1.40	2.50	0.50	1.50	2.50	3.50	0.50	1.50	2.50
Container	60g VOC (ALE215)	250g Amber Jar 400g Tub (ALE214) 60g VOC (ALE215)	250g Amber Jar 400g Tub (ALE214) 60g VOC (ALE215)	250g Amber Jar 400g Tub (ALE214) 60g VOC (ALE215)	250g Amber Jar 400g Tub (ALE214) 60g VOC (ALE215)	250g Amber Jar 400g Tub (ALE214) 60g VOC (ALE215)	250g Amber Jar 400g Tub (ALE214) 60g VOC (ALE215)	250g Amber Jar 400g Tub (ALE214) 60g VOC (ALE215)	250g Amber Jar 400g Tub (ALE214) 60g VOC (ALE215)	250g Amber Jar 400g Tub (ALE214) 60g VOC (ALE215)	250g Amber Jar 400g Tub (ALE214) 60g VOC (ALE215)	250g Amber Jar 400g Tub (ALE214) 60g VOC (ALE215)	250g Amber Jar 400g Tub (ALE214) 60g VOC (ALE215)	250g Amber Jar 400g Tub (ALE214) 60g VOC (ALE215)
Asbestos ID in Solid Samples	All	NDPs: 0 Tests: 39		X		X			X				X		
EPH CWG (Aliphatic) GC (S)	All	NDPs: 0 Tests: 102	X	X	X	X	X	X	X	X	X	X	X	X	X
EPH CWG (Aromatic) GC (S)	All	NDPs: 0 Tests: 102	X	X	X	X	X	X	X	X	X	X	X	X	X
GRO by GC-FID (S)	All	NDPs: 0 Tests: 102	X	X	X	X	X	X	X	X	X	X	X	X	X
Metals in solid samples by OES	All	NDPs: 0 Tests: 102	X	X	X	X	X	X	X	X	X	X	X	X	X
PAH by GCMS	All	NDPs: 0 Tests: 102	X	X	X	X	X	X	X	X	X	X	X	X	X
pH	All	NDPs: 0 Tests: 102	X	X	X	X	X	X	X	X	X	X	X	X	X
Sample description	All	NDPs: 0 Tests: 101	X	X	X	X	X	X	X	X	X	X	X	X	X
Total Organic Carbon	All	NDPs: 0 Tests: 5			X								X		
TPH CWG GC (S)	All	NDPs: 0 Tests: 102	X	X	X	X	X	X	X	X	X	X	X	X	X

CERTIFICATE OF ANALYSIS

SDG:	140703-86	**Location:**	Coed Darcy	**Order Number:**	CD0729
Job:	H_ATKINS_LDC-224	**Customer:**	Atkins Global Ltd	**Report Number:**	278222
Client Reference:	Site Wide Trial Pitting	**Attention:**	Jack Lowrie	**Superseded Report:**	

SOLID

Results Legend

X **Test**

N **No Determination Possible**

			Lab Sample No(s)	Customer Sample Reference	AGS Reference	Depth (m)	Container
			9551968	IP113		3.50	250g Amber Jar
							400g Tub (ALE214)
							60g VOC (ALE215)
			9551695	IP118		0.50	250g Amber Jar
							400g Tub (ALE214)
							60g VOC (ALE215)
			9551716	IP118		1.50	250g Amber Jar
							400g Tub (ALE214)
							60g VOC (ALE215)
			9551720	IP118		2.50	250g Amber Jar
							400g Tub (ALE214)
							60g VOC (ALE215)
			9551682	IP119		0.50	250g Amber Jar
							400g Tub (ALE214)
							60g VOC (ALE215)
			9551686	IP119		1.50	250g Amber Jar
							400g Tub (ALE214)
							60g VOC (ALE215)
			9551691	IP119		2.00	250g Amber Jar
							400g Tub (ALE214)
							60g VOC (ALE215)
			9551666	IP133		0.50	250g Amber Jar
							400g Tub (ALE214)
							60g VOC (ALE215)
			9551670	IP133		1.50	250g Amber Jar
							400g Tub (ALE214)
							60g VOC (ALE215)
			9551674	IP133		2.30	250g Amber Jar
							400g Tub (ALE214)
							60g VOC (ALE215)
			9551678	IP133		3.00	250g Amber Jar
							400g Tub (ALE214)
							60g VOC (ALE215)
			9551912	IP136		0.50	250g Amber Jar
							400g Tub (ALE214)
							60g VOC (ALE215)
			9551921	IP136		1.20	250g Amber Jar
							400g Tub (ALE214)
							60g VOC (ALE215)
			9551926	IP136		2.50	250g Amber Jar
Asbestos ID in Solid Samples	All	NDPs: 0 Tests: 39					
EPH CWG (Aliphatic) GC (S)	All	NDPs: 0 Tests: 102	X	X	X	X	X
EPH CWG (Aromatic) GC (S)	All	NDPs: 0 Tests: 102	X	X	X	X	X
GRO by GC-FID (S)	All	NDPs: 0 Tests: 102	X	X	X	X	X
Metals in solid samples by OES	All	NDPs: 0 Tests: 102	X	X	X	X	X
PAH by GCMS	All	NDPs: 0 Tests: 102	X	X	X	X	X
pH	All	NDPs: 0 Tests: 102	X	X	X	X	X
Sample description	All	NDPs: 0 Tests: 101	X	X	X	X	X
Total Organic Carbon	All	NDPs: 0 Tests: 5	X				
TPH CWG GC (S)	All	NDPs: 0 Tests: 102	X	X	X	X	X

CERTIFICATE OF ANALYSIS

SDG:	140703-86	**Location:**	Coed Darcy	**Order Number:**	CD0729
Job:	H_ATKINS_LDC-224	**Customer:**	Atkins Global Ltd	**Report Number:**	278222
Client Reference:	Site Wide Trial Pitting	**Attention:**	Jack Lowrie	**Superseded Report:**	

SOLID

Results Legend

X Test

N No Determination Possible

Lab Sample No(s)	9551926	9551930	9551876	9551880	9551885	9551889	9551893	9551839	9551843	9551847	9551819	9551824	9551830	9551835
Customer Sample Reference	IP136	IP136	IP137	IP137	IP137	IP137	IP137	IP138	IP138	IP138	IP148	IP148	IP148	IP148
AGS Reference														
Depth (m)	2.50	3.50	0.20	0.50	1.50	2.50	3.50	0.50	1.50	2.50	0.50	1.60	2.30	3.50
Container	400g Tub (ALE214) / 60g VOC (ALE215)	250g Amber Jar / 400g Tub (ALE214) / 60g VOC (ALE215)	250g Amber Jar / 400g Tub (ALE214) / 60g VOC (ALE215)	250g Amber Jar / 400g Tub (ALE214) / 60g VOC (ALE215)	250g Amber Jar / 400g Tub (ALE214) / 60g VOC (ALE215)	250g Amber Jar / 400g Tub (ALE214) / 60g VOC (ALE215)	250g Amber Jar / 400g Tub (ALE214) / 60g VOC (ALE215)	250g Amber Jar / 400g Tub (ALE214) / 60g VOC (ALE215)	250g Amber Jar / 400g Tub (ALE214) / 60g VOC (ALE215)	250g Amber Jar / 400g Tub (ALE214) / 60g VOC (ALE215)	250g Amber Jar / 400g Tub (ALE214) / 60g VOC (ALE215)	400g Tub (ALE214) / 60g VOC (ALE215)	250g Amber Jar / 400g Tub (ALE214) / 60g VOC (ALE215)	250g Amber Jar / 400g Tub (ALE214)
Asbestos ID in Solid Samples	All	NDPs: 0 Tests: 39		X	X				X			X			
EPH CWG (Aliphatic) GC (S)	All	NDPs: 0 Tests: 102	X	X	X	X	X	X	X	X	X	X	X	X	X
EPH CWG (Aromatic) GC (S)	All	NDPs: 0 Tests: 102	X	X	X	X	X	X	X	X	X	X	X	X	X
GRO by GC-FID (S)	All	NDPs: 0 Tests: 102	X	X	X	X	X	X	X	X	X	X	X	X	
Metals in solid samples by OES	All	NDPs: 0 Tests: 102	X	X	X	X	X	X	X	X	X	X	X	X	X
PAH by GCMS	All	NDPs: 0 Tests: 102	X	X	X	X	X	X	X	X	X	X	X	X	X
pH	All	NDPs: 0 Tests: 102	X	X	X	X	X	X	X	X	X	X	X	X	X
Sample description	All	NDPs: 0 Tests: 101	X	X	X	X	X	X	X	X	X	X	X	X	X
Total Organic Carbon	All	NDPs: 0 Tests: 5										X			
TPH CWG GC (S)	All	NDPs: 0 Tests: 102	X	X	X	X	X	X	X	X	X	X	X	X	X

CERTIFICATE OF ANALYSIS

SDG:	140703-86	**Location:**	Coed Darcy	**Order Number:**	CD0729
Job:	H_ATKINS_LDC-224	**Customer:**	Atkins Global Ltd	**Report Number:**	278222
Client Reference:	Site Wide Trial Pitting	**Attention:**	Jack Lowrie	**Superseded Report:**	

SOLID

Results Legend

X **Test**

N **No Determination Possible**

Lab Sample No(s)	9551835	9551897	9551903	9551907	9551996	9552000	9552004	9551974	9551978	9551982	9551987	9551991	9552014	9552064
Customer Sample Reference	IP148	IP150	IP150	IP150	IP152	IP152	IP152	IP153	IP153	IP153	IP153	IP153	IP158	IP158
AGS Reference														
Depth (m)	3.50	0.50	1.50	2.50	0.50	1.50	2.50	0.50	1.50	2.50	3.50	4.00	0.50	1.50
Container	60g VOC (ALE215)	250g Amber Jar 400g Tub (ALE214) 60g VOC (ALE215)	250g Amber Jar 400g Tub (ALE214) 60g VOC (ALE215)	250g Amber Jar 400g Tub (ALE214) 60g VOC (ALE215)	250g Amber Jar 400g Tub (ALE214) 60g VOC (ALE215)	250g Amber Jar 400g Tub (ALE214) 60g VOC (ALE215)	250g Amber Jar 400g Tub (ALE214) 60g VOC (ALE215)	250g Amber Jar 400g Tub (ALE214) 60g VOC (ALE215)	250g Amber Jar 400g Tub (ALE214) 60g VOC (ALE215)	250g Amber Jar 400g Tub (ALE214) 60g VOC (ALE215)	250g Amber Jar 400g Tub (ALE214) 60g VOC (ALE215)	250g Amber Jar 400g Tub (ALE214) 60g VOC (ALE215)	250g Amber Jar 400g Tub (ALE214) 60g VOC (ALE215)	250g Amber Jar 400g Tub (ALE214) 60g VOC (ALE215)
Asbestos ID in Solid Samples	All	NDPs: 0 Tests: 39		X			X			X				X		
Asbestos Quantification - Full	All	NDPs: 0 Tests: 3								X						
EPH CWG (Aliphatic) GC (S)	All	NDPs: 0 Tests: 102	X		X		X		X		X		X		X		X		X		X		X		X	
EPH CWG (Aromatic) GC (S)	All	NDPs: 0 Tests: 102	X		X		X		X		X		X		X		X		X		X		X		X	
GRO by GC-FID (S)	All	NDPs: 0 Tests: 102	X		X		X		X		X		X		X		X		X		X		X		X		X		X		X		X	
Metals in solid samples by OES	All	NDPs: 0 Tests: 102	X		X		X		X		X		X		X		X		X		X		X		X		X		X		X		X	
PAH by GCMS	All	NDPs: 0 Tests: 102	X		X		X		X		X		X		X		X		X		X		X		X		X		X		X		X	
pH	All	NDPs: 0 Tests: 102		X		X		X		X		X		X		X		X		X		X		X		X		X		X		X		X	
Sample description	All	NDPs: 0 Tests: 101	X		X		X		X		X		X		X		X		X		X		X		X		X		X		X		X	
TPH CWG GC (S)	All	NDPs: 0 Tests: 102	X		X		X		X		X		X		X		X		X		X		X		X		X		X		X		X	

CERTIFICATE OF ANALYSIS

SDG:	140703-86	**Location:**	Coed Darcy	**Order Number:**	CD0729
Job:	H_ATKINS_LDC-224	**Customer:**	Atkins Global Ltd	**Report Number:**	278222
Client Reference:	Site Wide Trial Pitting	**Attention:**	Jack Lowrie	**Superseded Report:**	

SOLID

Results Legend

X **Test**

N **No Determination Possible**

Lab Sample No(s)	9551640	9551660	9551636	9551707	9551760	9551807	9551859	9551916	9551964	9551756	9551764	9551752	9551769	9551773
Customer Sample Reference	IP158	IP158	IP199	IP199	IP199	IP199	IP211	IP211	IP211	IP227	IP227	IP228	IP229	IP230
AGS Reference														
Depth (m)	2.50	3.50	0.50	1.00	1.50	2.50	0.50	1.50	2.50	0.50	1.50	0.50	0.50	0.50
Container	250g Amber Jar, 400g Tub (ALE214), 60g VOC (ALE215)	250g Amber Jar, 400g Tub (ALE214), 60g VOC (ALE215)	250g Amber Jar, 400g Tub (ALE214), 60g VOC (ALE215)	250g Amber Jar, 400g Tub (ALE214), 60g VOC (ALE215)	250g Amber Jar, 400g Tub (ALE214), 60g VOC (ALE215)	250g Amber Jar, 400g Tub (ALE214), 60g VOC (ALE215)	250g Amber Jar, 400g Tub (ALE214), 60g VOC (ALE215)	250g Amber Jar, 400g Tub (ALE214), 60g VOC (ALE215)	250g Amber Jar, 400g Tub (ALE214), 60g VOC (ALE215)	250g Amber Jar, 400g Tub (ALE214), 60g VOC (ALE215)	250g Amber Jar, 400g Tub (ALE214), 60g VOC (ALE215)	250g Amber Jar, 400g Tub (ALE214), 60g VOC (ALE215)	250g Amber Jar, 400g Tub (ALE214), 60g VOC (ALE215)	250g Amber Jar, 400g Tub (ALE214), 60g VOC (ALE215)

Asbestos ID in Solid Samples	All	NDPs: 0 Tests: 39			X	X		X			X		X	
EPH CWG (Aliphatic) GC (S)	All	NDPs: 0 Tests: 102	X	X	X	X	X	X	X	X	X	X	X	X
EPH CWG (Aromatic) GC (S)	All	NDPs: 0 Tests: 102	X	X	X	X	X	X	X	X	X	X	X	X
GRO by GC-FID (S)	All	NDPs: 0 Tests: 102	X	X	X	X	X	X	X	X	X	X	X	X
Metals in solid samples by OES	All	NDPs: 0 Tests: 102	X	X	X	X	X	X	X	X	X	X	X	X
PAH by GCMS	All	NDPs: 0 Tests: 102	X	X	X	X	X	X	X	X	X	X	X	X
pH	All	NDPs: 0 Tests: 102	X	X	X	X	X	X	X	X	X	X	X	
Sample description	All	NDPs: 0 Tests: 101	X	X	X	X	X	X	X	X	X	X	X	X
TPH CWG GC (S)	All	NDPs: 0 Tests: 102	X	X	X	X	X	X	X	X	X	X	X	X

CERTIFICATE OF ANALYSIS

SDG:	140703-86	**Location:**	Coed Darcy	**Order Number:**	CD0729
Job:	H_ATKINS_LDC-224	**Customer:**	Atkins Global Ltd	**Report Number:**	278222
Client Reference:	Site Wide Trial Pitting	**Attention:**	Jack Lowrie	**Superseded Report:**	

SOLID

Results Legend

X Test

N No Determination Possible

Lab Sample No(s)	9551773	9551777	9551781	9551785	9551789	9551793	9551798	9551802	9551812
Customer Sample Reference	IP230	IP230	IP244	IP245	IP246	IP271	IP272	IP272	IP301
AGS Reference									
Depth (m)	0.50	1.50	0.50	0.30	0.30	0.80	0.30	1.00	1.00
Container	400g Tub (ALE214)	60g VOC (ALE215)	250g Amber Jar	400g Tub (ALE214)	60g VOC (ALE215)	250g Amber Jar	400g Tub (ALE214)	60g VOC (ALE215)	250g Amber Jar	400g Tub (ALE214)	60g VOC (ALE215)	250g Amber Jar	400g Tub (ALE214)	60g VOC (ALE215)	250g Amber Jar	400g Tub (ALE214)	60g VOC (ALE215)	250g Amber Jar	400g Tub (ALE214)	60g VOC (ALE215)	250g Amber Jar	400g Tub (ALE214)	60g VOC (ALE215)	250g Amber Jar	400g Tub (ALE214)	60g VOC (ALE215)	250g Amber Jar	400g Tub (ALE214)	60g VOC (ALE215)	250g Amber Jar	400g Tub (ALE214)	60g VOC (ALE215)

Asbestos ID in Solid Samples	All	NDPs: 0 Tests: 39	X				X		X		X		X		X			X			X											
EPH CWG (Aliphatic) GC (S)	All	NDPs: 0 Tests: 102		X		X		X		X		X		X		X		X		X													
EPH CWG (Aromatic) GC (S)	All	NDPs: 0 Tests: 102		X		X		X		X		X		X		X		X		X													
GRO by GC-FID (S)	All	NDPs: 0 Tests: 102	X		X		X		X		X		X		X		X		X		X												
Metals in solid samples by OES	All	NDPs: 0 Tests: 102		X		X		X		X		X		X		X		X		X													
PAH by GCMS	All	NDPs: 0 Tests: 102		X		X		X		X		X		X		X		X		X													
pH	All	NDPs: 0 Tests: 102	X		X		X		X		X		X		X			X			X												
Sample description	All	NDPs: 0 Tests: 101		X		X		X		X		X		X		X		X		X													
TPH CWG GC (S)	All	NDPs: 0 Tests: 102		X		X		X		X		X		X		X		X		X													

CERTIFICATE OF ANALYSIS

SDG:	140703-86	**Location:**	Coed Darcy	**Order Number:**	CD0729
Job:	H_ATKINS_LDC-224	**Customer:**	Atkins Global Ltd	**Report Number:**	278222
Client Reference:	Site Wide Trial Pitting	**Attention:**	Jack Lowrie	**Superseded Report:**	

Sample Descriptions

Grain Sizes

very fine	<0.063mm	fine	0.063mm - 0.1mm	medium	0.1mm - 2mm	coarse	2mm - 10mm	very coarse	>10mm

Lab Sample No(s)	Customer Sample Ref.	Depth (m)	Colour	Description	Grain size	Inclusions	Inclusions 2
9552094	IP023	0.50	Dark Brown	Sandy Clay Loam	0.1 - 2 mm	Stones	Vegetation
9552098	IP023	1.50	Dark Brown	Sand	0.1 - 2 mm	Stones	None
9552102	IP023	2.50	Dark Brown	Loamy Sand	0.1 - 2 mm	Stones	Oil/Petroleum
9552106	IP023	3.50	Dark Brown	Sandy Loam	0.1 - 2 mm	Stones	Oil/Petroleum
9551647	IP047	1.50	Dark Brown	Sand	0.1 - 2 mm	Stones	None
9551651	IP047	2.50	Dark Brown	Clay Loam	0.063 - 0.1 mm	Vegetation	Oil/Petroleum
9551655	IP047	3.00	Dark Brown	Loamy Sand	0.1 - 2 mm	Stones	None
9552111	IP047	0.50	Dark Brown	Loamy Sand	0.1 - 2 mm	Stones	Vegetation
9552009	IP049	0.50	Dark Brown	Loamy Sand	0.1 - 2 mm	Stones	Vegetation
9552019	IP049	1.30	Dark Brown	Sandy Loam	0.1 - 2 mm	Stones	None
9552025	IP049	1.50	Grey	Sand	0.1 - 2 mm	Oil/Petroleum	Stones
9552030	IP049	2.40	Grey	Loamy Sand	0.1 - 2 mm	Stones	Oil/Petroleum
9552034	IP049	3.40	Dark Brown	Sand	0.1 - 2 mm	Stones	None
9552073	IP053	0.50	Dark Brown	Loamy Sand	0.1 - 2 mm	Stones	Vegetation
9552077	IP053	0.90	Dark Brown	Sandy Clay	0.1 - 2 mm	Stones	None
9552083	IP053	1.80	Dark Brown	Sandy Clay Loam	0.1 - 2 mm	Stones	None
9552088	IP053	3.00	Dark Brown	Clay Loam	0.063 - 0.1 mm	Vegetation	Oil/Petroleum
9551737	IP058	0.50	Dark Brown	Sandy Clay	0.1 - 2 mm	Stones	Vegetation
9551743	IP058	1.50	Dark Brown	Sandy Clay Loam	0.1 - 2 mm	Stones	Vegetation
9551748	IP058	2.40	Dark Brown	Sandy Clay Loam	2 - 10 mm	Stones	Fibres
9551733	IP078	0.50	Dark Brown	Sandy Clay Loam	0.1 - 2 mm	Stones	Vegetation
9552039	IP089	0.50	Dark Brown	Sandy Loam	0.1 - 2 mm	Stones	Brick
9552043	IP089	1.50	Dark Brown	Sandy Loam	0.1 - 2 mm	Vegetation	Stones
9552047	IP089	2.20	Dark Brown	Sandy Loam	0.1 - 2 mm	Stones	None
9552051	IP092	0.50	Dark Brown	Sand	0.1 - 2 mm	Stones	None
9552055	IP092	1.50	Light Brown	Sandy Loam	0.1 - 2 mm	Stones	None
9552060	IP092	2.50	Dark Brown	Sandy Loam	0.1 - 2 mm	Stones	Vegetation
9552069	IP092	3.50	Light Brown	Sandy Clay	0.1 - 2 mm	Stones	Vegetation
9551724	IP096	0.50	Dark Brown	Silt Loam	0.063 - 0.1 mm	Stones	Vegetation
9551728	IP096	1.50	Dark Brown	Sandy Clay Loam	0.1 - 2 mm	Stones	Vegetation
9551851	IP110	0.50	Dark Brown	Sandy Loam	0.1 - 2 mm	Stones	Oil/Petroleum
9551855	IP110	1.40	Dark Brown	Sandy Loam	0.1 - 2 mm	None	None
9551869	IP110	2.50	Grey	Loamy Sand	0.1 - 2 mm	Stones	None
9551934	IP112	0.50	Dark Brown	Sandy Clay Loam	0.1 - 2 mm	Stones	None
9551939	IP112	1.50	Dark Brown	Loamy Sand	0.1 - 2 mm	Stones	None
9551944	IP112	2.50	Dark Brown	Sandy Loam	0.1 - 2 mm	Stones	Vegetation
9551948	IP112	3.50	Dark Brown	Stone/Soil	2 - 10 mm	Stones	Oil/Petroleum
9551952	IP113	0.50	Dark Brown	Sandy Clay Loam	0.1 - 2 mm	Stones	Vegetation

CERTIFICATE OF ANALYSIS

SDG: 140703-86 **Location:** Coed Darcy **Order Number:** CD0729
Job: H_ATKINS_LDC-224 **Customer:** Atkins Global Ltd **Report Number:** 278222
Client Reference: Site Wide Trial Pitting **Attention:** Jack Lowrie **Superseded Report:**

			Colour	Description	Grain size	Inclusions	Inclusions 2
9551956	IP113	1.50	Dark Brown	Sand	0.1 - 2 mm	Stones	None
9551960	IP113	2.50	Dark Brown	Sandy Clay Loam	0.1 - 2 mm	Stones	None
9551968	IP113	3.50	Dark Brown	Sandy Clay Loam	0.1 - 2 mm	Stones	None
9551695	IP118	0.50	Dark Brown	Silt Loam	0.063 - 0.1 mm	Vegetation	Stones
9551716	IP118	1.50	Dark Brown	Sandy Loam	0.1 - 2 mm	Vegetation	Stones
9551720	IP118	2.50	Dark Brown	Sandy Clay Loam	0.1 - 2 mm	Oil/Petroleum	Vegetation
9551682	IP119	0.50	Dark Brown	Silt Loam	0.063 - 0.1 mm	Stones	Vegetation
9551686	IP119	1.50	Dark Brown	Sandy Clay Loam	0.1 - 2 mm	Stones	None
9551691	IP119	2.00	Dark Brown	Sandy Clay Loam	0.1 - 2 mm	Stones	Oil/Petroleum
9551666	IP133	0.50	Dark Brown	Silt Loam	0.063 - 0.1 mm	Vegetation	None
9551670	IP133	1.50	Dark Brown	Sandy Loam	0.1 - 2 mm	Stones	None
9551674	IP133	2.30	Dark Brown	Sandy Loam	0.1 - 2 mm	Stones	None
9551678	IP133	3.00	Grey	Loamy Sand	0.1 - 2 mm	Stones	None
9551912	IP136	0.50	Dark Brown	Sandy Clay Loam	0.1 - 2 mm	Stones	Vegetation
9551921	IP136	1.20	Dark Brown	Sandy Clay Loam	0.1 - 2 mm	Stones	None
9551926	IP136	2.50	Dark Brown	Sandy Loam	0.1 - 2 mm	Stones	None
9551930	IP136	3.50	Dark Brown	Stone/Soil	2 - 10 mm	Stones	None
9551876	IP137	0.20	Dark Brown	Silt Loam	0.063 - 0.1 mm	Stones	Vegetation
9551880	IP137	0.50	Dark Brown	Sandy Clay	0.1 - 2 mm	Stones	Vegetation
9551885	IP137	1.50	Dark Brown	Sandy Clay	0.1 - 2 mm	Stones	None
9551889	IP137	2.50	Dark Brown	Stone/Soil	2 - 10 mm	Oil/Petroleum	Stones
9551893	IP137	3.50	Grey	Sandy Loam	0.1 - 2 mm	None	None
9551839	IP138	0.50	Dark Brown	Silt Loam	0.063 - 0.1 mm	Stones	Vegetation
9551843	IP138	1.50	Dark Brown	Loamy Sand	0.1 - 2 mm	Stones	None
9551847	IP138	2.50	Grey	Sandy Loam	0.1 - 2 mm	None	None
9551819	IP148	0.50	Dark Brown	Clay	<0.063 mm	Vegetation	None
9551824	IP148	1.60	Grey	Sandy Loam	0.1 - 2 mm	None	None
9551830	IP148	2.30	Grey	Sandy Loam	0.1 - 2 mm	None	None
9551835	IP148	3.50	Dark Brown	Sandy Loam	0.1 - 2 mm	Stones	None
9551897	IP150	0.50	Dark Brown	Sandy Clay Loam	0.1 - 2 mm	Stones	Vegetation
9551903	IP150	1.50	Dark Brown	Clay	0.063 - 0.1 mm	Stones	Vegetation
9551907	IP150	2.50	Dark Brown	Sandy Clay	0.1 - 2 mm	Stones	None
9551996	IP152	0.50	Dark Brown	Sandy Clay Loam	0.1 - 2 mm	Stones	Vegetation
9552000	IP152	1.50	Dark Brown	Sandy Clay Loam	0.1 - 2 mm	Stones	Vegetation
9552004	IP152	2.50	Dark Brown	Loamy Sand	0.1 - 2 mm	Stones	Oil/Petroleum
9551974	IP153	0.50	Dark Brown	Silt Loam	0.063 - 0.1 mm	Stones	Vegetation
9551978	IP153	1.50	Dark Brown	Sandy Clay Loam	0.1 - 2 mm	Stones	None
9551982	IP153	2.50	Dark Brown	Sandy Clay Loam	0.1 - 2 mm	Stones	Vegetation
9551987	IP153	3.50	Dark Brown	Sand	0.1 - 2 mm	Stones	None
9551991	IP153	4.00	Dark Brown	Sandy Clay Loam	0.1 - 2 mm	Stones	None
9551640	IP158	2.50	Dark Brown	Sandy Loam	0.1 - 2 mm	Stones	Vegetation

CERTIFICATE OF ANALYSIS

SDG:	140703-86	**Location:**	Coed Darcy	**Order Number:**	CD0729
Job:	H_ATKINS_LDC-224	**Customer:**	Atkins Global Ltd	**Report Number:**	278222
Client Reference:	Site Wide Trial Pitting	**Attention:**	Jack Lowrie	**Superseded Report:**	

			Colour	Description	Grain size	Inclusions	Inclusions 2
9551660	IP158	3.50	Dark Brown	Sandy Loam	0.1 - 2 mm	Stones	Vegetation
9552014	IP158	0.50	Dark Brown	Sandy Loam	0.1 - 2 mm	Stones	None
9552064	IP158	1.50	Dark Brown	Sandy Loam	0.1 - 2 mm	Stones	None
9551636	IP199	0.50	Dark Brown	Sandy Clay Loam	0.1 - 2 mm	Stones	Brick
9551707	IP199	1.00	Dark Brown	Sandy Loam	0.1 - 2 mm	Stones	None
9551760	IP199	1.50	Light Brown	Sandy Clay Loam	0.1 - 2 mm	Stones	Vegetation
9551807	IP199	2.50	Dark Brown	Clay Loam	0.063 - 0.1 mm	Vegetation	None
9551859	IP211	0.50	Dark Brown	Sandy Loam	0.1 - 2 mm	Stones	None
9551916	IP211	1.50	Light Brown	Sandy Clay Loam	0.1 - 2 mm	Stones	None
9551964	IP211	2.50	Dark Brown	Clay	0.063 - 0.1 mm	Stones	None
9551756	IP227	0.50	Light Brown	Sandy Clay	0.1 - 2 mm	Stones	Vegetation
9551764	IP227	1.50	Dark Brown	Sandy Clay Loam	0.1 - 2 mm	Stones	None
9551752	IP228	0.50	Light Brown	Sandy Clay Loam	0.1 - 2 mm	Stones	Vegetation
9551769	IP229	0.50	Light Brown	Sand	0.1 - 2 mm	Stones	None
9551773	IP230	0.50	Dark Brown	Sandy Clay Loam	0.1 - 2 mm	Stones	None
9551777	IP230	1.50	Dark Brown	Loamy Sand	0.1 - 2 mm	Stones	Vegetation
9551781	IP244	0.50	Dark Brown	Sandy Clay	0.1 - 2 mm	Stones	Vegetation
9551785	IP245	0.30	Dark Brown	Loamy Sand	0.1 - 2 mm	Stones	Vegetation
9551789	IP246	0.30	Light Brown	Sandy Clay	0.1 - 2 mm	Stones	Vegetation
9551793	IP271	0.80	Black	Loamy Sand	0.1 - 2 mm	Stones	None
9551798	IP272	0.30	Dark Brown	Sandy Clay Loam	0.1 - 2 mm	Stones	None
9551802	IP272	1.00	Dark Brown	Sandy Clay Loam	0.1 - 2 mm	Stones	Vegetation
9551812	IP301	1.00	Dark Brown	Loamy Sand	0.1 - 2 mm	Stones	None

These descriptions are only intended to act as a cross check if sample identities are questioned, and to provide a log of sample matrices with respect to MCERTS validation. They are not intended as full geological descriptions.

We are accredited to MCERTS for sand, clay and loam/topsoil, or any of these materials - whether these are derived from naturally ocurring soil profiles, or from fill/made ground, as long as these materials constitute the major part of the sample.

Other coarse granular materials such as concrete, gravel and brick are not accredited if they comprise the major part of the sample.

CERTIFICATE OF ANALYSIS

SDG:	140703-86	**Location:**	Coed Darcy	**Order Number:**	CD0729
Job:	H_ATKINS_LDC-224	**Customer:**	Atkins Global Ltd	**Report Number:**	278222
Client Reference:	Site Wide Trial Pitting	**Attention:**	Jack Lowrie	**Superseded Report:**	

Results Legend

#	ISO17025 accredited.
M	*m*CERTS accredited.
aq	Aqueous / settled sample.
diss.filt	Dissolved / filtered sample.
tot.unfilt	Total / unfiltered sample.
*	Subcontracted test.
**	% recovery of the surrogate standard to check the efficiency of the method. The results of individual compounds within samples aren't corrected for the recovery
(F)	Trigger breach confirmed
1-5&+§@	Sample deviation (see appendix)

Component	LOD/Units	Method	Customer Sample Ref.	IP023	IP023	IP023	IP023	IP047	IP047
			Depth (m)	0.50	1.50	2.50	3.50	0.50	1.50
			Sample Type	Soil/Solid	Soil/Solid	Soil/Solid	Soil/Solid	Soil/Solid	Soil/Solid
			Date Sampled	01/07/2014	01/07/2014	01/07/2014	01/07/2014	01/07/2014	01/07/2014
			Sample Time	.	.	.	.	.	.
			Date Received	03/07/2014	03/07/2014	03/07/2014	03/07/2014	03/07/2014	03/07/2014
			SDG Ref	140703-86	140703-86	140703-86	140703-86	140703-86	140703-86
			Lab Sample No.(s)	9552094	9552098	9552102	9552106	9552111	9551647
			AGS Reference						
Moisture Content Ratio	%	PM024		9.4	6.6	9	9.8	13	7.3
Soil Organic Matter (SOM)	<0.35 %	TM132						10.3 #	
pH	1 pH Units	TM133		5.93 M	6.14 M	6.13 M	5.71 M	6.27 M	6.75 M
Arsenic	<0.6 mg/kg	TM181		18.8 M	9.6 M	10.4 M	8.15 M	20.2 M	9.82 M
Cadmium	<0.02 mg/kg	TM181		0.555 M	0.28 M	0.138 M	0.129 M	0.957 M	0.297 M
Chromium	<0.9 mg/kg	TM181		15.2 M	12 M	12.8 M	12 M	16.1 M	14.5 M
Copper	<1.4 mg/kg	TM181		37 M	19.3 M	22.2 M	14.7 M	120 M	19.8 M
Lead	<0.7 mg/kg	TM181		52.1 M	15.4 M	18.8 M	12.9 M	65.5 M	16.5 M
Mercury	<0.14 mg/kg	TM181		<0.14 M	<0.14 M	<0.14 M	<0.14 M	1.37 M	<0.14 M
Nickel	<0.2 mg/kg	TM181		22.1 M	21.4 M	24.8 M	25.1 M	25.4 M	29.2 M
Selenium	<1 mg/kg	TM181		<1 #	<1 #	<1 #	1.67 #	1.43 #	<10 #
Vanadium	<0.2 mg/kg	TM181		17.5 #	16.7 #	15.5 #	15.2 #	27 #	16.6 #
Zinc	<1.9 mg/kg	TM181		102 M	66.9 M	87.3 M	74.7 M	257 M	83.9 M

CERTIFICATE OF ANALYSIS

SDG:	140703-86	**Location:**	Coed Darcy	**Order Number:**	CD0729
Job:	H_ATKINS_LDC-224	**Customer:**	Atkins Global Ltd	**Report Number:**	278222
Client Reference:	Site Wide Trial Pitting	**Attention:**	Jack Lowrie	**Superseded Report:**	

Results Legend

#	ISO17025 accredited.
M	*m*CERTS accredited.
aq	Aqueous / settled sample.
diss.filt	Dissolved / filtered sample.
tot.unfilt	Total / unfiltered sample.
*	Subcontracted test.
**	% recovery of the surrogate standard to check the efficiency of the method. The results of individual compounds within samples aren't corrected for the recovery
(F)	Trigger breach confirmed
1-5&+§@	Sample deviation (see appendix)

Component	LOD/Units	Method	Customer Sample Ref.	IP047	IP047	IP049	IP049	IP049	IP049
			Depth (m)	2.50	3.00	0.50	1.30	1.50	2.40
			Sample Type	Soil/Solid	Soil/Solid	Soil/Solid	Soil/Solid	Soil/Solid	Soil/Solid
			Date Sampled	01/07/2014	01/07/2014	01/07/2014	01/07/2014	01/07/2014	01/07/2014
			Sample Time	.	.	.	.	.	.
			Date Received	03/07/2014	03/07/2014	03/07/2014	03/07/2014	03/07/2014	03/07/2014
			SDG Ref	140703-86	140703-86	140703-86	140703-86	140703-86	140703-86
			Lab Sample No.(s)	9551651	9551655	9552009	9552019	9552025	9552030
			AGS Reference						
Moisture Content Ratio	%	PM024		15	9.5	11	7.2	10	7.7
pH	1 pH Units	TM133		4.97 M	6 M	8.27 M	7.2 M	6.04 M	6.55 M
Arsenic	<0.6 mg/kg	TM181		24.5 M	11.2 M	22.1 M	9.77 M	6.82 M	8.02 M
Cadmium	<0.02 mg/kg	TM181		1.21 M	0.166 M	0.662 M	0.316 M	0.224 M	0.263 M
Chromium	<0.9 mg/kg	TM181		18 M	12.7 M	13.6 M	12.7 M	9.12 M	12.2 M
Copper	<1.4 mg/kg	TM181		189 M	27.8 M	55.7 M	16.6 M	13.9 M	14.4 M
Lead	<0.7 mg/kg	TM181		91.8 M	21.1 M	97.8 M	16.6 M	10.5 M	15.5 M
Mercury	<0.14 mg/kg	TM181		2.42 M	<0.14 M	<0.14 M	<0.14 M	<0.14 M	<0.14 M
Nickel	<0.2 mg/kg	TM181		28.2 M	25.4 M	20.2 M	23.1 M	18.6 M	24.3 M
Selenium	<1 mg/kg	TM181		1.27 #	<1 #	<1 #	<1 #	1.22 #	<1 #
Vanadium	<0.2 mg/kg	TM181		35.3 #	15.7 #	18.5 #	16.6 #	11.1 #	14.3 #
Zinc	<1.9 mg/kg	TM181		392 M	92.4 M	135 M	66.6 M	57.5 M	62.5 M

CERTIFICATE OF ANALYSIS

SDG:	140703-86	**Location:**	Coed Darcy	**Order Number:**	CD0729
Job:	H_ATKINS_LDC-224	**Customer:**	Atkins Global Ltd	**Report Number:**	278222
Client Reference:	Site Wide Trial Pitting	**Attention:**	Jack Lowrie	**Superseded Report:**	

Results Legend

#	ISO17025 accredited.
M	*m*CERTS accredited.
aq	Aqueous / settled sample.
diss.filt	Dissolved / filtered sample.
tot.unfilt	Total / unfiltered sample.
*	Subcontracted test.
**	% recovery of the surrogate standard to check the efficiency of the method. The results of individual compounds within samples aren't corrected for the recovery
(F)	Trigger breach confirmed
1-5&+§@	Sample deviation (see appendix)

Component	LOD/Units	Method	Customer Sample Ref.	IP049	IP053	IP053	IP053	IP053	IP058
			Depth (m)	3.40	0.50	0.90	1.80	3.00	0.50
			Sample Type	Soil/Solid	Soil/Solid	Soil/Solid	Soil/Solid	Soil/Solid	Soil/Solid
			Date Sampled	01/07/2014	01/07/2014	01/07/2014	01/07/2014	01/07/2014	01/07/2014
			Sample Time	.	.	.	.	.	.
			Date Received	03/07/2014	03/07/2014	03/07/2014	03/07/2014	03/07/2014	03/07/2014
			SDG Ref	140703-86	140703-86	140703-86	140703-86	140703-86	140703-86
			Lab Sample No.(s)	9552034	9552073	9552077	9552083	9552088	9551737
			AGS Reference						
Moisture Content Ratio	%	PM024		7.6	11	9.2	11	9.9	11
pH	1 pH Units	TM133		6.61 M	6.48 M	6.56 M	5.75 M	6.34 M	7.67 M
Arsenic	<0.6 mg/kg	TM181		7.45 M	22.7 M	24.1 M	8.19 M	20.6 M	18.1 M
Cadmium	<0.02 mg/kg	TM181		0.396 M	0.773 M	0.859 M	0.209 M	0.824 M	1.07 M
Chromium	<0.9 mg/kg	TM181		11.6 M	15.1 M	17.5 M	12.1 M	16.4 M	26.9 M
Copper	<1.4 mg/kg	TM181		13.9 M	81.5 M	85.3 M	18.2 M	94.1 M	41.5 M
Lead	<0.7 mg/kg	TM181		16.8 M	97.6 M	60.7 M	13.6 M	54.2 M	482 M
Mercury	<0.14 mg/kg	TM181		<0.14 M	0.631 M	0.671 M	<0.14 M	0.724 M	0.18 M
Nickel	<0.2 mg/kg	TM181		21.6 M	23.8 M	26.8 M	18.1 M	26.2 M	32.8 M
Selenium	<1 mg/kg	TM181		<1 #	1.06 #	1.07 #	<1 #	<1 #	<1 #
Vanadium	<0.2 mg/kg	TM181		17 #	22.1 #	24.3 #	17.3 #	25.1 #	19 #
Zinc	<1.9 mg/kg	TM181		72.6 M	182 M	196 M	53.8 M	199 M	275 M

CERTIFICATE OF ANALYSIS

SDG:	140703-86	**Location:**	Coed Darcy	**Order Number:**	CD0729
Job:	H_ATKINS_LDC-224	**Customer:**	Atkins Global Ltd	**Report Number:**	278222
Client Reference:	Site Wide Trial Pitting	**Attention:**	Jack Lowrie	**Superseded Report:**	

Results Legend

#	ISO17025 accredited.
M	*m*CERTS accredited.
aq	Aqueous / settled sample.
diss.filt	Dissolved / filtered sample.
tot.unfilt	Total / unfiltered sample.
*	Subcontracted test.
**	% recovery of the surrogate standard to check the efficiency of the method. The results of individual compounds within samples aren't corrected for the recovery
(F)	Trigger breach confirmed
1-5&+§@	Sample deviation (see appendix)

Component	LOD/Units	Method	Customer Sample Ref.	IP058	IP058	IP078	IP089	IP089	IP089
			Depth (m)	1.50	2.40	0.50	0.50	1.50	2.20
			Sample Type	Soil/Solid	Soil/Solid	Soil/Solid	Soil/Solid	Soil/Solid	Soil/Solid
			Date Sampled	01/07/2014	01/07/2014	01/07/2014	01/07/2014	01/07/2014	01/07/2014
			Sample Time	.	.	.	.	.	.
			Date Received	03/07/2014	03/07/2014	03/07/2014	03/07/2014	03/07/2014	03/07/2014
			SDG Ref	140703-86	140703-86	140703-86	140703-86	140703-86	140703-86
			Lab Sample No.(s)	9551743	9551748	9551733	9552039	9552043	9552047
			AGS Reference						
Moisture Content Ratio	%	PM024		11	10	18	7.7	8	7.3
pH	1 pH Units	TM133		7.4 M	6.63 M	7.26 M	7.34 M	6.92 M	7.3 M
Arsenic	<0.6 mg/kg	TM181		9.75 M	9.69 M	20.5 M	13.8 M	12.6 M	11.9 M
Cadmium	<0.02 mg/kg	TM181		0.532 M	0.276 M	1.15 M	0.533 M	0.497 M	0.43 M
Chromium	<0.9 mg/kg	TM181		14.8 M	12.8 M	22.1 M	16.6 M	14.4 M	14.4 M
Copper	<1.4 mg/kg	TM181		19 M	23.4 M	157 M	59 M	40.1 M	22.1 M
Lead	<0.7 mg/kg	TM181		144 M	66.8 M	140 M	61.7 M	46.4 M	27.8 M
Mercury	<0.14 mg/kg	TM181		<0.14 M	<0.14 M	0.82 M	0.4 M	0.152 M	<0.14 M
Nickel	<0.2 mg/kg	TM181		30 M	30.4 M	34.4 M	25.8 M	24.3 M	31.3 M
Selenium	<1 mg/kg	TM181		1.1 #	<1 #	1.02 #	<1 #	<1 #	<1 #
Vanadium	<0.2 mg/kg	TM181		15.2 #	13 #	29.9 #	20.2 #	19.2 #	17.5 #
Zinc	<1.9 mg/kg	TM181		108 M	113 M	437 M	155 M	119 M	94.6 M

CERTIFICATE OF ANALYSIS

SDG:	140703-86	**Location:**	Coed Darcy	**Order Number:**	CD0729
Job:	H_ATKINS_LDC-224	**Customer:**	Atkins Global Ltd	**Report Number:**	278222
Client Reference:	Site Wide Trial Pitting	**Attention:**	Jack Lowrie	**Superseded Report:**	

Results Legend

#	ISO17025 accredited.
M	*m*CERTS accredited.
aq	Aqueous / settled sample.
diss.filt	Dissolved / filtered sample.
tot.unfilt	Total / unfiltered sample.
*	Subcontracted test.
**	% recovery of the surrogate standard to check the efficiency of the method. The results of individual compounds within samples aren't corrected for the recovery
(F)	Trigger breach confirmed
1-5&+§@	Sample deviation (see appendix)

Component	LOD/Units	Method	Customer Sample Ref.	IP092	IP092	IP092	IP092	IP096	IP096
			Depth (m)	0.50	1.50	2.50	3.50	0.50	1.50
			Sample Type	Soil/Solid	Soil/Solid	Soil/Solid	Soil/Solid	Soil/Solid	Soil/Solid
			Date Sampled	01/07/2014	01/07/2014	01/07/2014	01/07/2014	01/07/2014	01/07/2014
			Sample Time	.	.	.	.	.	.
			Date Received	03/07/2014	03/07/2014	03/07/2014	03/07/2014	03/07/2014	03/07/2014
			SDG Ref	140703-86	140703-86	140703-86	140703-86	140703-86	140703-86
			Lab Sample No.(s)	9552051	9552055	9552060	9552069	9551724	9551728
			AGS Reference						
Moisture Content Ratio	%	PM024		7.3	4.9	6	6.8	12	14
Soil Organic Matter (SOM)	<0.35 %	TM132							2.69 #
pH	1 pH Units	TM133		6.56 M	6.32 M	6.85 M	6.81 M	6.56 M	8.03 M
Arsenic	<0.6 mg/kg	TM181		14.7 M	8.27 M	10.9 M	11.2 M	19 M	20.1 M
Cadmium	<0.02 mg/kg	TM181		0.414 M	<0.02 M	0.436 M	<0.02 M	0.694 M	0.818 M
Chromium	<0.9 mg/kg	TM181		13.4 M	16.4 M	13.8 M	12.9 M	14.1 M	24.2 M
Copper	<1.4 mg/kg	TM181		24.8 M	10.2 M	20.7 M	11.7 M	76.2 M	34.3 M
Lead	<0.7 mg/kg	TM181		27.5 M	48.9 M	19 M	12 M	47.9 M	410 M
Mercury	<0.14 mg/kg	TM181		<0.14 M	<0.14 M	<0.14 M	<0.14 M	0.564 M	0.807 M
Nickel	<0.2 mg/kg	TM181		25.6 M	26.1 M	28.5 M	21.5 M	23.7 M	28.4 M
Selenium	<1 mg/kg	TM181		1.08 #	<1 #	<1 #	<1 #	<1 #	1.23 #
Vanadium	<0.2 mg/kg	TM181		16.7 #	24.6 #	18.1 #	16.8 #	21.5 #	18.5 #
Zinc	<1.9 mg/kg	TM181		102 M	64.2 M	86.6 M	56.6 M	172 M	194 M

CERTIFICATE OF ANALYSIS

SDG:	140703-86	**Location:**	Coed Darcy	**Order Number:**	CD0729
Job:	H_ATKINS_LDC-224	**Customer:**	Atkins Global Ltd	**Report Number:**	278222
Client Reference:	Site Wide Trial Pitting	**Attention:**	Jack Lowrie	**Superseded Report:**	

Results Legend

#	ISO17025 accredited.
M	*m*CERTS accredited.
aq	Aqueous / settled sample.
diss.filt	Dissolved / filtered sample.
tot.unfilt	Total / unfiltered sample.
*	Subcontracted test.
**	% recovery of the surrogate standard to check the efficiency of the method. The results of individual compounds within samples aren't corrected for the recovery
(F)	Trigger breach confirmed
1-5&+§@	Sample deviation (see appendix)

Component	LOD/Units	Method	Customer Sample Ref.	IP110	IP110	IP110	IP112	IP112	IP112
			Depth (m)	0.50	1.40	2.50	0.50	1.50	2.50
			Sample Type	Soil/Solid	Soil/Solid	Soil/Solid	Soil/Solid	Soil/Solid	Soil/Solid
			Date Sampled	01/07/2014	01/07/2014	01/07/2014	01/07/2014	01/07/2014	01/07/2014
			Sample Time	.	.	.	.	.	.
			Date Received	03/07/2014	03/07/2014	03/07/2014	03/07/2014	03/07/2014	03/07/2014
			SDG Ref	140703-86	140703-86	140703-86	140703-86	140703-86	140703-86
			Lab Sample No.(s)	9551851	9551855	9551869	9551934	9551939	9551944
			AGS Reference						
Moisture Content Ratio	%	PM024		10	9.5	9.8	10	10	11
pH	1 pH Units	TM133		6.55 M	5.54 M	5.24 M	6.49 M	6.7 M	5.45 M
Arsenic	<0.6 mg/kg	TM181		11.7 M	9.78 M	9.08 M	20.8 M	12.5 M	11.4 M
Cadmium	<0.02 mg/kg	TM181		0.374 M	0.148 M	0.0835 M	0.702 M	<0.02 M	0.0256 M
Chromium	<0.9 mg/kg	TM181		14.4 M	17 M	16.7 M	15.2 M	12.7 M	13.1 M
Copper	<1.4 mg/kg	TM181		32.8 M	39.7 M	34.6 M	42.8 M	16.8 M	17.8 M
Lead	<0.7 mg/kg	TM181		21.4 M	30.9 M	21.1 M	28.9 M	16 M	17.4 M
Mercury	<0.14 mg/kg	TM181		<0.14 M	<0.14 M	<0.14 M	<0.14 M	<0.14 M	<0.14 M
Nickel	<0.2 mg/kg	TM181		35.1 M	42.6 M	51.6 M	24.4 M	25.6 M	29.5 M
Selenium	<1 mg/kg	TM181		<1 #	<1 #	<1 #	<1 #	<1 #	<1 #
Vanadium	<0.2 mg/kg	TM181		15.4 #	19.3 #	18.1 #	19.6 #	17 #	15.2 #
Zinc	<1.9 mg/kg	TM181		125 M	117 M	114 M	108 M	75.4 M	79.9 M

CERTIFICATE OF ANALYSIS

SDG:	140703-86	**Location:**	Coed Darcy	**Order Number:**	CD0729
Job:	H_ATKINS_LDC-224	**Customer:**	Atkins Global Ltd	**Report Number:**	278222
Client Reference:	Site Wide Trial Pitting	**Attention:**	Jack Lowrie	**Superseded Report:**	

Results Legend

#	ISO17025 accredited.
M	*m*CERTS accredited.
aq	Aqueous / settled sample.
diss.filt	Dissolved / filtered sample.
tot.unfilt	Total / unfiltered sample.
*	Subcontracted test.
**	% recovery of the surrogate standard to check the efficiency of the method. The results of individual compounds within samples aren't corrected for the recovery
(F)	Trigger breach confirmed
1-5&+§@	Sample deviation (see appendix)

Component	LOD/Units	Method	Customer Sample Ref.	IP112	IP113	IP113	IP113	IP113	IP118
			Depth (m)	3.50	0.50	1.50	2.50	3.50	0.50
			Sample Type	Soil/Solid	Soil/Solid	Soil/Solid	Soil/Solid	Soil/Solid	Soil/Solid
			Date Sampled	01/07/2014	01/07/2014	01/07/2014	01/07/2014	01/07/2014	01/07/2014
			Sample Time	.	.	.	.	.	.
			Date Received	03/07/2014	03/07/2014	03/07/2014	03/07/2014	03/07/2014	03/07/2014
			SDG Ref	140703-86	140703-86	140703-86	140703-86	140703-86	140703-86
			Lab Sample No.(s)	9551948	9551952	9551956	9551960	9551968	9551695
			AGS Reference						
Moisture Content Ratio	%	PM024		11	12	7	10	11	12
Soil Organic Matter (SOM)	<0.35 %	TM132				<0.35 #			
pH	1 pH Units	TM133		5.01 #	6.16 M	6.54 M	6.63 M	5.79 M	6.19 M
Arsenic	<0.6 mg/kg	TM181		10 #	30.1 M	9.95 M	8.75 M	7.97 M	24.5 M
Cadmium	<0.02 mg/kg	TM181		0.205 #	0.819 M	0.355 M	0.304 M	0.0449 M	0.673 M
Chromium	<0.9 mg/kg	TM181		15.7 #	15.1 M	12.9 M	13.5 M	14.9 M	14.5 M
Copper	<1.4 mg/kg	TM181		24.3 #	77.1 M	13.3 M	20.8 M	24.9 M	46.7 M
Lead	<0.7 mg/kg	TM181		18.9 #	43.5 M	15.5 M	16.2 M	18.3 M	31.1 M
Mercury	<0.14 mg/kg	TM181		<0.14 #	0.168 M	<0.14 M	<0.14 M	<0.14 M	<0.14 M
Nickel	<0.2 mg/kg	TM181		48 #	25.2 M	24.5 M	31 M	40 M	20.5 M
Selenium	<1 mg/kg	TM181		<1 #	1.09 #	1.51 #	<1 #	<1 #	1.31 #
Vanadium	<0.2 mg/kg	TM181		17.2 #	20.4 #	15.6 #	15.2 #	15.2 #	18.7 #
Zinc	<1.9 mg/kg	TM181		111 #	143 M	68.8 M	77.1 M	93.4 M	92.7 M

CERTIFICATE OF ANALYSIS

SDG:	140703-86	**Location:**	Coed Darcy	**Order Number:**	CD0729
Job:	H_ATKINS_LDC-224	**Customer:**	Atkins Global Ltd	**Report Number:**	278222
Client Reference:	Site Wide Trial Pitting	**Attention:**	Jack Lowrie	**Superseded Report:**	

Results Legend

#	ISO17025 accredited.
M	*m*CERTS accredited.
aq	Aqueous / settled sample.
diss.filt	Dissolved / filtered sample.
tot.unfilt	Total / unfiltered sample.
*	Subcontracted test.
**	% recovery of the surrogate standard to check the efficiency of the method. The results of individual compounds within samples aren't corrected for the recovery
(F)	Trigger breach confirmed
1-5&+§@	Sample deviation (see appendix)

Component	LOD/Units	Method	Customer Sample Ref.	IP118	IP118	IP119	IP119	IP119	IP133
			Depth (m)	1.50	2.50	0.50	1.50	2.00	0.50
			Sample Type	Soil/Solid	Soil/Solid	Soil/Solid	Soil/Solid	Soil/Solid	Soil/Solid
			Date Sampled	01/07/2014	01/07/2014	01/07/2014	01/07/2014	01/07/2014	01/07/2014
			Sample Time	.	.	.	.	.	.
			Date Received	03/07/2014	03/07/2014	03/07/2014	03/07/2014	03/07/2014	03/07/2014
			SDG Ref	140703-86	140703-86	140703-86	140703-86	140703-86	140703-86
			Lab Sample No.(s)	9551716	9551720	9551682	9551686	9551691	9551666
			AGS Reference						
Moisture Content Ratio	%	PM024		12	11	14	14	17	17
Soil Organic Matter (SOM)	<0.35 %	TM132							28.4 #
pH	1 pH Units	TM133		7.64 M	7.12 M	5.69 M	7.17 M	7.73 M	6.92 M
Arsenic	<0.6 mg/kg	TM181		20 M	17.4 M	22.3 M	26.1 M	19.3 M	29.9 M
Cadmium	<0.02 mg/kg	TM181		<0.02 M	0.0754 M	0.693 M	0.414 M	0.434 M	1.01 M
Chromium	<0.9 mg/kg	TM181		18.4 M	13.3 M	15.6 M	16.3 M	19.1 M	31.1 M
Copper	<1.4 mg/kg	TM181		37.8 M	20.5 M	64.9 M	47.2 M	46.6 M	56.2 M
Lead	<0.7 mg/kg	TM181		136 M	56.8 M	39 M	138 M	173 M	1290 M
Mercury	<0.14 mg/kg	TM181		1.96 M	0.25 M	0.349 M	<0.14 M	<0.14 M	<0.14 M
Nickel	<0.2 mg/kg	TM181		25.5 M	25.7 M	23.1 M	21 M	23.8 M	25.5 M
Selenium	<1 mg/kg	TM181		<1 #	<1 #	1.12 #	<1 #	<1 #	1.16 #
Vanadium	<0.2 mg/kg	TM181		19.7 #	14.6 #	22.4 #	19.2 #	20.4 #	30 #
Zinc	<1.9 mg/kg	TM181		129 M	85.2 M	137 M	146 M	203 M	176 M

CERTIFICATE OF ANALYSIS

SDG:	140703-86	**Location:**	Coed Darcy	**Order Number:**	CD0729
Job:	H_ATKINS_LDC-224	**Customer:**	Atkins Global Ltd	**Report Number:**	278222
Client Reference:	Site Wide Trial Pitting	**Attention:**	Jack Lowrie	**Superseded Report:**	

Results Legend

#	ISO17025 accredited.
M	*m*CERTS accredited.
aq	Aqueous / settled sample.
diss.filt	Dissolved / filtered sample.
tot.unfilt	Total / unfiltered sample.
*	Subcontracted test.
**	% recovery of the surrogate standard to check the efficiency of the method. The results of individual compounds within samples aren't corrected for the recovery
(F)	Trigger breach confirmed
1-5&+§@	Sample deviation (see appendix)

Component	LOD/Units	Method	Customer Sample Ref.	IP133	IP133	IP133	IP136	IP136	IP136
			Depth (m)	1.50	2.30	3.00	0.50	1.20	2.50
			Sample Type	Soil/Solid	Soil/Solid	Soil/Solid	Soil/Solid	Soil/Solid	Soil/Solid
			Date Sampled	01/07/2014	01/07/2014	01/07/2014	01/07/2014	01/07/2014	01/07/2014
			Sample Time	.	.	.	.	.	.
			Date Received	03/07/2014	03/07/2014	03/07/2014	03/07/2014	03/07/2014	03/07/2014
			SDG Ref	140703-86	140703-86	140703-86	140703-86	140703-86	140703-86
			Lab Sample No.(s)	9551670	9551674	9551678	9551912	9551921	9551926
			AGS Reference						
Moisture Content Ratio	%	PM024		16	14	10	10	13	10
pH	1 pH Units	TM133		5.39 M	5.94 M	4.59 M	6.37 M	7.24 M	6.89 M
Arsenic	<0.6 mg/kg	TM181		54.4 M	10.8 M	14.2 M	15.6 M	8.5 M	9.43 M
Cadmium	<0.02 mg/kg	TM181		0.405 M	0.55 M	<0.02 M	0.363 M	0.172 M	<0.02 M
Chromium	<0.9 mg/kg	TM181		18.1 M	16.3 M	12.4 M	12.6 M	22 M	11.8 M
Copper	<1.4 mg/kg	TM181		77.9 M	38.4 M	16.3 M	28.4 M	14 M	19.9 M
Lead	<0.7 mg/kg	TM181		50.1 M	18.9 M	14.3 M	20.8 M	16.3 M	15.5 M
Mercury	<0.14 mg/kg	TM181		<0.14 M	<0.14 M	<0.14 M	<0.14 M	<0.14 M	<0.14 M
Nickel	<0.2 mg/kg	TM181		20.9 M	22.9 M	24 M	21.8 M	23.6 M	23.1 M
Selenium	<1 mg/kg	TM181		<1 #	<1 #	<1 #	<1 #	1.45 #	<1 #
Vanadium	<0.2 mg/kg	TM181		22.6 #	19.6 #	14.5 #	15.6 #	25.6 #	14.8 #
Zinc	<1.9 mg/kg	TM181		111 M	88.3 M	65.8 M	87.3 M	53.6 M	66.3 M

CERTIFICATE OF ANALYSIS

SDG:	140703-86	**Location:**	Coed Darcy	**Order Number:**	CD0729
Job:	H_ATKINS_LDC-224	**Customer:**	Atkins Global Ltd	**Report Number:**	278222
Client Reference:	Site Wide Trial Pitting	**Attention:**	Jack Lowrie	**Superseded Report:**	

Results Legend

#	ISO17025 accredited.
M	*m*CERTS accredited.
aq	Aqueous / settled sample.
diss.filt	Dissolved / filtered sample.
tot.unfilt	Total / unfiltered sample.
*	Subcontracted test.
**	% recovery of the surrogate standard to check the efficiency of the method. The results of individual compounds within samples aren't corrected for the recovery
(F)	Trigger breach confirmed
1-5&+§@	Sample deviation (see appendix)

Component	LOD/Units	Method	Customer Sample Ref.	IP136	IP137	IP137	IP137	IP137	IP137
			Depth (m)	3.50	0.20	0.50	1.50	2.50	3.50
			Sample Type	Soil/Solid	Soil/Solid	Soil/Solid	Soil/Solid	Soil/Solid	Soil/Solid
			Date Sampled	01/07/2014	01/07/2014	01/07/2014	01/07/2014	01/07/2014	01/07/2014
			Sample Time	.	.	.	.	.	.
			Date Received	03/07/2014	03/07/2014	03/07/2014	03/07/2014	03/07/2014	03/07/2014
			SDG Ref	140703-86	140703-86	140703-86	140703-86	140703-86	140703-86
			Lab Sample No.(s)	9551930	9551876	9551880	9551885	9551889	9551893
			AGS Reference						
Moisture Content Ratio	%	PM024		12	9.1	14	12	11	9.7
pH	1 pH Units	TM133		5.28 #	7.35 M	5.91 M	5.21 M	5.5 #	6.62 M
Arsenic	<0.6 mg/kg	TM181		11.5 #	17.1 M	22.8 M	11.3 M	9.05 #	7.46 M
Cadmium	<0.02 mg/kg	TM181		0.592 #	0.932 M	0.356 M	0.427 M	0.483 #	0.0997 M
Chromium	<0.9 mg/kg	TM181		18 #	15.8 M	12.7 M	15 M	16.1 #	15 M
Copper	<1.4 mg/kg	TM181		18.1 #	135 M	30.8 M	33.3 M	34.9 #	30.6 M
Lead	<0.7 mg/kg	TM181		18.9 #	71.2 M	27.2 M	20.8 M	19.3 #	17.8 M
Mercury	<0.14 mg/kg	TM181		<0.14 #	1.57 M	<0.14 M	<0.14 M	<0.14 #	<0.14 M
Nickel	<0.2 mg/kg	TM181		38.7 #	30.2 M	23.6 M	45.8 M	61.2 #	45.8 M
Selenium	<1 mg/kg	TM181		1.34 #	<1 #	<1 #	1.19 #	1.48 #	<1 #
Vanadium	<0.2 mg/kg	TM181		23.8 #	27.8 #	15.4 #	17.1 #	17.3 #	16.2 #
Zinc	<1.9 mg/kg	TM181		126 #	242 M	73.2 M	111 M	117 #	102 M

CERTIFICATE OF ANALYSIS

SDG:	140703-86	**Location:**	Coed Darcy	**Order Number:**	CD0729
Job:	H_ATKINS_LDC-224	**Customer:**	Atkins Global Ltd	**Report Number:**	278222
Client Reference:	Site Wide Trial Pitting	**Attention:**	Jack Lowrie	**Superseded Report:**	

Results Legend

#	ISO17025 accredited.
M	*m*CERTS accredited.
aq	Aqueous / settled sample.
diss.filt	Dissolved / filtered sample.
tot.unfilt	Total / unfiltered sample.
*	Subcontracted test.
**	% recovery of the surrogate standard to check the efficiency of the method. The results of individual compounds within samples aren't corrected for the recovery
(F)	Trigger breach confirmed
1-5&+§@	Sample deviation (see appendix)

Component	LOD/Units	Method	Customer Sample Ref.	IP138	IP138	IP138	IP148	IP148	IP148
			Depth (m)	0.50	1.50	2.50	0.50	1.60	2.30
			Sample Type	Soil/Solid	Soil/Solid	Soil/Solid	Soil/Solid	Soil/Solid	Soil/Solid
			Date Sampled	01/07/2014	01/07/2014	01/07/2014	01/07/2014	01/07/2014	01/07/2014
			Sample Time	.	.	.	.	.	.
			Date Received	03/07/2014	03/07/2014	03/07/2014	03/07/2014	03/07/2014	03/07/2014
			SDG Ref	140703-86	140703-86	140703-86	140703-86	140703-86	140703-86
			Lab Sample No.(s)	9551839	9551843	9551847	9551819	9551824	9551830
			AGS Reference						
Moisture Content Ratio	%	PM024		8.4	6.8	6.5	14	8.8	7.5
Soil Organic Matter (SOM)	<0.35 %	TM132						1.5 #	
pH	1 pH Units	TM133		5.11 M	5.78 M	5.81 M	6 M	5.7 M	5.54 M
Arsenic	<0.6 mg/kg	TM181		16.2 M	12.5 M	12.2 M	50.7 M	12.2 M	8.25 M
Cadmium	<0.02 mg/kg	TM181		0.899 M	0.134 M	0.136 M	1.84 M	0.166 M	0.135 M
Chromium	<0.9 mg/kg	TM181		16 M	15.4 M	13.1 M	49.1 M	14.9 M	15.1 M
Copper	<1.4 mg/kg	TM181		37.8 M	29.6 M	29.2 M	54.7 M	31.9 M	32.7 M
Lead	<0.7 mg/kg	TM181		29 M	17.1 M	22.3 M	910 M	20.3 M	18.6 M
Mercury	<0.14 mg/kg	TM181		<0.14 M	<0.14 M	<0.14 M	4.09 M	<0.14 M	<0.14 M
Nickel	<0.2 mg/kg	TM181		40.9 M	30.9 M	28.8 M	45.8 M	30.8 M	39.4 M
Selenium	<1 mg/kg	TM181		<1 #	<1 #	<1 #	<10 #	<1 #	<1 #
Vanadium	<0.2 mg/kg	TM181		15.8 #	15.8 #	14.2 #	25.8 #	15.7 #	16.1 #
Zinc	<1.9 mg/kg	TM181		220 M	91.6 M	97.3 M	262 M	99.9 M	97.6 M

CERTIFICATE OF ANALYSIS

SDG:	140703-86	**Location:**	Coed Darcy	**Order Number:**	CD0729
Job:	H_ATKINS_LDC-224	**Customer:**	Atkins Global Ltd	**Report Number:**	278222
Client Reference:	Site Wide Trial Pitting	**Attention:**	Jack Lowrie	**Superseded Report:**	

Results Legend

#	ISO17025 accredited.
M	*m*CERTS accredited.
aq	Aqueous / settled sample.
diss.filt	Dissolved / filtered sample.
tot.unfilt	Total / unfiltered sample.
*	Subcontracted test.
**	% recovery of the surrogate standard to check the efficiency of the method. The results of individual compounds within samples aren't corrected for the recovery
(F)	Trigger breach confirmed
1-5&+§@	Sample deviation (see appendix)

Component	LOD/Units	Method	Customer Sample Ref.	IP148	IP150	IP150	IP150	IP152	IP152
			Depth (m)	3.50	0.50	1.50	2.50	0.50	1.50
			Sample Type	Soil/Solid	Soil/Solid	Soil/Solid	Soil/Solid	Soil/Solid	Soil/Solid
			Date Sampled	01/07/2014	01/07/2014	01/07/2014	01/07/2014	01/07/2014	01/07/2014
			Sample Time	.	.	.	.	.	.
			Date Received	03/07/2014	03/07/2014	03/07/2014	03/07/2014	03/07/2014	03/07/2014
			SDG Ref	140703-86	140703-86	140703-86	140703-86	140703-86	140703-86
			Lab Sample No.(s)	9551835	9551897	9551903	9551907	9551996	9552000
			AGS Reference						
Moisture Content Ratio	%	PM024		8.7	13	12	8.5	10	14
pH	1 pH Units	TM133		6.29 M	6.27 M	5.94 M	6.23 M	5.96 M	6.15 M
Arsenic	<0.6 mg/kg	TM181		14.5 M	22 M	11.5 M	9.34 M	16.3 M	28.5 M
Cadmium	<0.02 mg/kg	TM181		0.0933 M	0.922 M	0.115 M	<0.02 M	0.517 M	0.825 M
Chromium	<0.9 mg/kg	TM181		13 M	12.6 M	8.37 M	16 M	13.5 M	15.8 M
Copper	<1.4 mg/kg	TM181		19.9 M	49.1 M	36 M	34.1 M	39 M	48.7 M
Lead	<0.7 mg/kg	TM181		26 M	62.7 M	23.2 M	21.3 M	25.4 M	54.8 M
Mercury	<0.14 mg/kg	TM181		<0.14 M	0.624 M	<0.14 M	<0.14 M	<0.14 M	0.285 M
Nickel	<0.2 mg/kg	TM181		43.8 M	20.4 M	40.8 M	45.6 M	28.4 M	26.6 M
Selenium	<1 mg/kg	TM181		<1 #	<1 #	<1 #	<1 #	1.02 #	1.79 #
Vanadium	<0.2 mg/kg	TM181		13.7 #	16 #	13.4 #	17.1 #	16.2 #	20 #
Zinc	<1.9 mg/kg	TM181		87.3 M	104 M	72.8 M	112 M	101 M	113 M

CERTIFICATE OF ANALYSIS

SDG:	140703-86	**Location:**	Coed Darcy	**Order Number:**	CD0729
Job:	H_ATKINS_LDC-224	**Customer:**	Atkins Global Ltd	**Report Number:**	278222
Client Reference:	Site Wide Trial Pitting	**Attention:**	Jack Lowrie	**Superseded Report:**	

Results Legend

#	ISO17025 accredited.
M	*m*CERTS accredited.
aq	Aqueous / settled sample.
diss.filt	Dissolved / filtered sample.
tot.unfilt	Total / unfiltered sample.
*	Subcontracted test.
**	% recovery of the surrogate standard to check the efficiency of the method. The results of individual compounds within samples aren't corrected for the recovery
(F)	Trigger breach confirmed
1-5&+§@	Sample deviation (see appendix)

Component	LOD/Units	Method	Customer Sample Ref.	IP152	IP153	IP153	IP153	IP153	IP153
			Depth (m)	2.50	0.50	1.50	2.50	3.50	4.00
			Sample Type	Soil/Solid	Soil/Solid	Soil/Solid	Soil/Solid	Soil/Solid	Soil/Solid
			Date Sampled	01/07/2014	01/07/2014	01/07/2014	01/07/2014	01/07/2014	01/07/2014
			Sample Time	.	.	.	.	.	.
			Date Received	03/07/2014	03/07/2014	03/07/2014	03/07/2014	03/07/2014	03/07/2014
			SDG Ref	140703-86	140703-86	140703-86	140703-86	140703-86	140703-86
			Lab Sample No.(s)	9552004	9551974	9551978	9551982	9551987	9551991
			AGS Reference						
Moisture Content Ratio	%	PM024		12	8.9	17	12	10	11
pH	1 pH Units	TM133		6.49 M	6.21 M	6.52 M	5.81 M	6.18 M	5.98 M
Arsenic	<0.6 mg/kg	TM181		10.5 M	14.9 M	16.3 M	11.5 M	11.4 M	57.2 M
Cadmium	<0.02 mg/kg	TM181		0.251 M	0.493 M	0.614 M	0.43 M	0.305 M	0.423 M
Chromium	<0.9 mg/kg	TM181		17.6 M	13.4 M	19 M	15.7 M	12.2 M	14.9 M
Copper	<1.4 mg/kg	TM181		18.6 M	33.6 M	26.4 M	25.9 M	14.8 M	18.3 M
Lead	<0.7 mg/kg	TM181		43.2 M	23.5 M	26.9 M	21 M	14.9 M	21.2 M
Mercury	<0.14 mg/kg	TM181		<0.14 M	<0.14 M	<0.14 M	<0.14 M	<0.14 M	<0.14 M
Nickel	<0.2 mg/kg	TM181		23.5 M	25.8 M	23.9 M	23 M	23.2 M	29.5 M
Selenium	<1 mg/kg	TM181		1.25 #	<1 #	1.13 #	1.2 #	1.14 #	1.03 #
Vanadium	<0.2 mg/kg	TM181		21 #	15.5 #	24.5 #	20.7 #	16.2 #	18.3 #
Zinc	<1.9 mg/kg	TM181		64.8 M	118 M	117 M	82.8 M	70.5 M	76.8 M

CERTIFICATE OF ANALYSIS

SDG:	140703-86	**Location:**	Coed Darcy	**Order Number:**	CD0729
Job:	H_ATKINS_LDC-224	**Customer:**	Atkins Global Ltd	**Report Number:**	278222
Client Reference:	Site Wide Trial Pitting	**Attention:**	Jack Lowrie	**Superseded Report:**	

Results Legend

#	ISO17025 accredited.
M	*m*CERTS accredited.
aq	Aqueous / settled sample.
diss.filt	Dissolved / filtered sample.
tot.unfilt	Total / unfiltered sample.
*	Subcontracted test.
**	% recovery of the surrogate standard to check the efficiency of the method. The results of individual compounds within samples aren't corrected for the recovery
(F)	Trigger breach confirmed
1-5&+§@	Sample deviation (see appendix)

Component	LOD/Units	Method	Customer Sample Ref.	IP158	IP158	IP158	IP158	IP199	IP199
			Depth (m)	0.50	1.50	2.50	3.50	0.50	1.00
			Sample Type	Soil/Solid	Soil/Solid	Soil/Solid	Soil/Solid	Soil/Solid	Soil/Solid
			Date Sampled	01/07/2014	01/07/2014	01/07/2014	01/07/2014	01/07/2014	01/07/2014
			Sample Time	.	.	.	.	.	.
			Date Received	03/07/2014	03/07/2014	03/07/2014	03/07/2014	03/07/2014	03/07/2014
			SDG Ref	140703-86	140703-86	140703-86	140703-86	140703-86	140703-86
			Lab Sample No.(s)	9552014	9552064	9551640	9551660	9551636	9551707
			AGS Reference						
Moisture Content Ratio	%	PM024		9.9	16	13	8.9	15	27
pH	1 pH Units	TM133		6.25 M	6.02 M	5.77 M	5.82 M	4.95 M	4.15 M
Arsenic	<0.6 mg/kg	TM181		14.4 M	29.1 M	14.8 M	11.5 M	28.6 M	106 M
Cadmium	<0.02 mg/kg	TM181		0.405 M	0.571 M	0.148 M	0.184 M	0.571 M	0.449 M
Chromium	<0.9 mg/kg	TM181		13.3 M	15.8 M	16.4 M	14.5 M	13.5 M	10 M
Copper	<1.4 mg/kg	TM181		30.8 M	56.1 M	36.3 M	21.7 M	62.7 M	117 M
Lead	<0.7 mg/kg	TM181		18.1 M	28.1 M	19.7 M	14.2 M	35 M	148 M
Mercury	<0.14 mg/kg	TM181		<0.14 M	<0.14 M	<0.14 M	<0.14 M	<0.14 M	<0.14 M
Nickel	<0.2 mg/kg	TM181		20.5 M	18.8 M	24.3 M	26.6 M	24.1 M	28.8 M
Selenium	<1 mg/kg	TM181		1.21 #	<1 #	<1 #	<1 #	1.07 #	1.21 #
Vanadium	<0.2 mg/kg	TM181		16.4 #	20.7 #	21.7 #	17.4 #	18.3 #	17.4 #
Zinc	<1.9 mg/kg	TM181		83.5 M	113 M	90 M	94.3 M	98 M	67.5 M

CERTIFICATE OF ANALYSIS

SDG:	140703-86	**Location:**	Coed Darcy	**Order Number:**	CD0729
Job:	H_ATKINS_LDC-224	**Customer:**	Atkins Global Ltd	**Report Number:**	278222
Client Reference:	Site Wide Trial Pitting	**Attention:**	Jack Lowrie	**Superseded Report:**	

Results Legend

#	ISO17025 accredited.
M	*m*CERTS accredited.
aq	Aqueous / settled sample.
diss.filt	Dissolved / filtered sample.
tot.unfilt	Total / unfiltered sample.
*	Subcontracted test.
**	% recovery of the surrogate standard to check the efficiency of the method. The results of individual compounds within samples aren't corrected for the recovery
(F)	Trigger breach confirmed
1-5&+§@	Sample deviation (see appendix)

Component	LOD/Units	Method	Customer Sample Ref.	IP199	IP199	IP211	IP211	IP211	IP227
			Depth (m)	1.50	2.50	0.50	1.50	2.50	0.50
			Sample Type	Soil/Solid	Soil/Solid	Soil/Solid	Soil/Solid	Soil/Solid	Soil/Solid
			Date Sampled	01/07/2014	01/07/2014	01/07/2014	01/07/2014	01/07/2014	01/07/2014
			Sample Time	.	.	.	.	.	.
			Date Received	03/07/2014	03/07/2014	03/07/2014	03/07/2014	03/07/2014	03/07/2014
			SDG Ref	140703-86	140703-86	140703-86	140703-86	140703-86	140703-86
			Lab Sample No.(s)	9551760	9551807	9551859	9551916	9551964	9551756
			AGS Reference						
Moisture Content Ratio	%	PM024		16	10	18	18	6.9	6.3
pH	1 pH Units	TM133		5.75 M	6.47 M	6.67 M	5.9 M	7.12 M	5.93 M
Arsenic	<0.6 mg/kg	TM181		13.6 M	12.9 M	37.5 M	11.2 M	2.61 M	23.9 M
Cadmium	<0.02 mg/kg	TM181		0.516 M	0.314 M	1.33 M	0.463 M	0.228 M	0.872 M
Chromium	<0.9 mg/kg	TM181		14.6 M	8.66 M	15.1 M	13.2 M	12.9 M	12.8 M
Copper	<1.4 mg/kg	TM181		22.3 M	36.8 M	173 M	12.7 M	34.5 M	47.7 M
Lead	<0.7 mg/kg	TM181		21.8 M	19.1 M	117 M	16.7 M	16.1 M	33.6 M
Mercury	<0.14 mg/kg	TM181		<0.14 M	<0.14 M	0.296 M	<0.14 M	<0.14 M	<0.14 M
Nickel	<0.2 mg/kg	TM181		20.3 M	39.8 M	31 M	17 M	35.9 M	19 M
Selenium	<1 mg/kg	TM181		1.58 #	1.07 #	1.3 #	1.09 #	<1 #	1.12 #
Vanadium	<0.2 mg/kg	TM181		19.8 #	12.6 #	22.3 #	18.3 #	12 #	16.9 #
Zinc	<1.9 mg/kg	TM181		76.5 M	108 M	133 M	51 M	91.3 M	125 M

CERTIFICATE OF ANALYSIS

SDG:	140703-86	**Location:**	Coed Darcy	**Order Number:**	CD0729
Job:	H_ATKINS_LDC-224	**Customer:**	Atkins Global Ltd	**Report Number:**	278222
Client Reference:	Site Wide Trial Pitting	**Attention:**	Jack Lowrie	**Superseded Report:**	

Results Legend

#	ISO17025 accredited.
M	*m*CERTS accredited.
aq	Aqueous / settled sample.
diss.filt	Dissolved / filtered sample.
tot.unfilt	Total / unfiltered sample.
*	Subcontracted test.
**	% recovery of the surrogate standard to check the efficiency of the method. The results of individual compounds within samples aren't corrected for the recovery
(F)	Trigger breach confirmed
1-5&+§@	Sample deviation (see appendix)

Component	LOD/Units	Method	Customer Sample Ref.	IP227	IP228	IP229	IP230	IP230	IP244
			Depth (m)	1.50	0.50	0.50	0.50	1.50	0.50
			Sample Type	Soil/Solid	Soil/Solid	Soil/Solid	Soil/Solid	Soil/Solid	Soil/Solid
			Date Sampled	01/07/2014	01/07/2014	01/07/2014	01/07/2014	01/07/2014	01/07/2014
			Sample Time	.	.	.	.	.	.
			Date Received	03/07/2014	03/07/2014	03/07/2014	03/07/2014	03/07/2014	03/07/2014
			SDG Ref	140703-86	140703-86	140703-86	140703-86	140703-86	140703-86
			Lab Sample No.(s)	9551764	9551752	9551769	9551773	9551777	9551781
			AGS Reference						
Moisture Content Ratio	%	PM024		17	13	7.7	9.9	9.7	8.5
pH	1 pH Units	TM133		6.62 M	7.03 M	7.03 M	7.24 M	6.92 M	6.66 M
Arsenic	<0.6 mg/kg	TM181		7.23 M	16.8 M	9.7 M	8.43 M	7.34 M	53.4 M
Cadmium	<0.02 mg/kg	TM181		0.129 M	0.46 M	0.271 M	0.323 M	0.223 M	1.9 M
Chromium	<0.9 mg/kg	TM181		16.6 M	16.9 M	16.3 M	13.6 M	13.6 M	14.8 M
Copper	<1.4 mg/kg	TM181		9.76 M	28.8 M	18.1 M	13.6 M	16.4 M	120 M
Lead	<0.7 mg/kg	TM181		14.1 M	21 M	24.6 M	14.1 M	17.1 M	61.6 M
Mercury	<0.14 mg/kg	TM181		<0.14 M	<0.14 M	<0.14 M	<0.14 M	<0.14 M	<0.14 M
Nickel	<0.2 mg/kg	TM181		15.1 M	21.1 M	28.1 M	27.4 M	27 M	26.4 M
Selenium	<1 mg/kg	TM181		<1 #	1.24 #	<1 #	<1 #	<1 #	1.32 #
Vanadium	<0.2 mg/kg	TM181		23.8 #	22.9 #	18.6 #	14.6 #	14.4 #	19.9 #
Zinc	<1.9 mg/kg	TM181		46.4 M	94.3 M	81.6 M	70.2 M	72.6 M	214 M

CERTIFICATE OF ANALYSIS

SDG:	140703-86	**Location:**	Coed Darcy	**Order Number:**	CD0729
Job:	H_ATKINS_LDC-224	**Customer:**	Atkins Global Ltd	**Report Number:**	278222
Client Reference:	Site Wide Trial Pitting	**Attention:**	Jack Lowrie	**Superseded Report:**	

Results Legend

#	ISO17025 accredited.
M	*m*CERTS accredited.
aq	Aqueous / settled sample.
diss.filt	Dissolved / filtered sample.
tot.unfilt	Total / unfiltered sample.
*	Subcontracted test.
**	% recovery of the surrogate standard to check the efficiency of the method. The results of individual compounds within samples aren't corrected for the recovery
(F)	Trigger breach confirmed
1-5&+§@	Sample deviation (see appendix)

Component	LOD/Units	Method	Customer Sample Ref.	IP245	IP246	IP271	IP272	IP272	IP301
			Depth (m)	0.30	0.30	0.80	0.30	1.00	1.00
			Sample Type	Soil/Solid	Soil/Solid	Soil/Solid	Soil/Solid	Soil/Solid	Soil/Solid
			Date Sampled	01/07/2014	01/07/2014	01/07/2014	01/07/2014	01/07/2014	01/07/2014
			Sample Time	.	.	.	.	.	.
			Date Received	03/07/2014	03/07/2014	03/07/2014	03/07/2014	03/07/2014	03/07/2014
			SDG Ref	140703-86	140703-86	140703-86	140703-86	140703-86	140703-86
			Lab Sample No.(s)	9551785	9551789	9551793	9551798	9551802	9551812
			AGS Reference						
Moisture Content Ratio	%	PM024		7	5.3	8.9	8.2	10	10
pH	1 pH Units	TM133		6.46 M	6.54 M	6.09 M	6.96 M	6.83 M	7.31 M
Arsenic	<0.6 mg/kg	TM181		32.9 M	13.6 M	20.5 M	27.9 M	17.3 M	25 M
Cadmium	<0.02 mg/kg	TM181		0.502 M	0.456 M	0.546 M	0.824 M	0.527 M	0.409 M
Chromium	<0.9 mg/kg	TM181		24.8 M	16.8 M	17.6 M	13.2 M	17.1 M	18 M
Copper	<1.4 mg/kg	TM181		335 M	22.9 M	10.7 M	53 M	33.5 M	16.8 M
Lead	<0.7 mg/kg	TM181		2280 M	26.6 M	21 M	26.8 M	28.5 M	24 M
Mercury	<0.14 mg/kg	TM181		<0.14 M	<0.14 M	<0.14 M	<0.14 M	<0.14 M	<0.14 M
Nickel	<0.2 mg/kg	TM181		30.5 M	37 M	51.2 M	23.1 M	32.3 M	36.8 M
Selenium	<1 mg/kg	TM181		1.28 #	<1 #	<1 #	<1 #	<1 #	<1 #
Vanadium	<0.2 mg/kg	TM181		22.9 #	17.5 #	25.8 #	15.3 #	24.3 #	38.6 #
Zinc	<1.9 mg/kg	TM181		3180 M	94.2 M	90 M	113 M	93.2 M	93.9 M

CERTIFICATE OF ANALYSIS

SDG:	140703-86	**Location:**	Coed Darcy	**Order Number:**	CD0729
Job:	H_ATKINS_LDC-224	**Customer:**	Atkins Global Ltd	**Report Number:**	278222
Client Reference:	Site Wide Trial Pitting	**Attention:**	Jack Lowrie	**Superseded Report:**	

PAH by GCMS

Results Legend

#	ISO17025 accredited.
M	*m*CERTS accredited.
aq	Aqueous / settled sample.
diss.filt	Dissolved / filtered sample.
tot.unfilt	Total / unfiltered sample.
*	Subcontracted test.
**	% recovery of the surrogate standard to check the efficiency of the method. The results of individual compounds within samples aren't corrected for the recovery
(F)	Trigger breach confirmed
1-5&+§@	Sample deviation (see appendix)

Component	LOD/Units	Method	Customer Sample Ref.	IP023	IP023	IP023	IP023	IP047	IP047
			Depth (m)	0.50	1.50	2.50	3.50	0.50	1.50
			Sample Type	Soil/Solid	Soil/Solid	Soil/Solid	Soil/Solid	Soil/Solid	Soil/Solid
			Date Sampled	01/07/2014	01/07/2014	01/07/2014	01/07/2014	01/07/2014	01/07/2014
			Sample Time	.	.	.	.	.	.
			Date Received	03/07/2014	03/07/2014	03/07/2014	03/07/2014	03/07/2014	03/07/2014
			SDG Ref	140703-86	140703-86	140703-86	140703-86	140703-86	140703-86
			Lab Sample No.(s)	9552094	9552098	9552102	9552106	9552111	9551647
			AGS Reference						
Naphthalene-d8 % recovery**	%	TM218		97.4	85.6	94.7	99.9	90.7	83.5
Acenaphthene-d10 % recovery**	%	TM218		96.4	83.6	95.4	102	103	84
Phenanthrene-d10 % recovery**	%	TM218		101	83.7	94.6	104	106	84.3
Chrysene-d12 % recovery**	%	TM218		114	87.5	94.2	98.8	124	87
Perylene-d12 % recovery**	%	TM218		112	92.2	105	102	124	95.5
Naphthalene	<9 µg/kg	TM218		51.3 M	<9 M	95.4 M	258 M	175 M	15.2 M
Acenaphthylene	<12 µg/kg	TM218		26.1 M	<12 M	85.5 M	<12 M	355 M	<12 M
Acenaphthene	<8 µg/kg	TM218		64 M	<8 M	191 M	113 M	1180 M	51.6 M
Fluorene	<10 µg/kg	TM218		125 M	25 M	511 M	469 M	2920 M	82.1 M
Phenanthrene	<15 µg/kg	TM218		662 M	79.1 M	1140 M	1030 M	7400 M	240 M
Anthracene	<16 µg/kg	TM218		311 M	74.9 M	480 M	371 M	9850 M	205 M
Fluoranthene	<17 µg/kg	TM218		479 M	40 M	75.6 M	43.7 M	3590 M	65.2 M
Pyrene	<15 µg/kg	TM218		619 M	97.5 M	130 M	27.8 M	9900 M	203 M
Benz(a)anthracene	<14 µg/kg	TM218		328 M	27.5 M	24 M	20.9 M	1320 M	25.1 M
Chrysene	<10 µg/kg	TM218		462 M	61.4 M	68.2 M	43.2 M	3770 M	85.6 M
Benzo(b)fluoranthene	<15 µg/kg	TM218		694 M	42.9 M	54 M	42.9 M	1420 M	<15 M
Benzo(k)fluoranthene	<14 µg/kg	TM218		221 M	<14 M	<14 M	<14 M	307 M	<14 M
Benzo(a)pyrene	<15 µg/kg	TM218		388 M	<15 M	<15 M	<15 M	839 M	<15 M
Indeno(1,2,3-cd)pyrene	<18 µg/kg	TM218		299 M	<18 M	<18 M	<18 M	446 M	<18 M
Dibenzo(a,h)anthracene	<23 µg/kg	TM218		101 M	<23 M	<23 M	<23 M	208 M	<23 M
Benzo(g,h,i)perylene	<24 µg/kg	TM218		376 M	<24 M	<24 M	<24 M	640 M	<24 M
PAH, Total Detected USEPA 16	<118 µg/kg	TM218		5210	448	2850	2420	44300	973

CERTIFICATE OF ANALYSIS

SDG:	140703-86	**Location:**	Coed Darcy	**Order Number:**	CD0729
Job:	H_ATKINS_LDC-224	**Customer:**	Atkins Global Ltd	**Report Number:**	278222
Client Reference:	Site Wide Trial Pitting	**Attention:**	Jack Lowrie	**Superseded Report:**	

PAH by GCMS

Results Legend	
#	ISO17025 accredited.
M	*m*CERTS accredited.
aq	Aqueous / settled sample.
diss.filt	Dissolved / filtered sample.
tot.unfilt	Total / unfiltered sample.
*	Subcontracted test.
**	% recovery of the surrogate standard to check the efficiency of the method. The results of individual compounds within samples aren't corrected for the recovery
(F)	Trigger breach confirmed
1-5&+§@	Sample deviation (see appendix)

Component	LOD/Units	Method	Customer Sample Ref.	IP047	IP047	IP049	IP049	IP049	IP049
			Depth (m)	2.50	3.00	0.50	1.30	1.50	2.40
			Sample Type	Soil/Solid	Soil/Solid	Soil/Solid	Soil/Solid	Soil/Solid	Soil/Solid
			Date Sampled	01/07/2014	01/07/2014	01/07/2014	01/07/2014	01/07/2014	01/07/2014
			Sample Time	.	.	.	.	.	.
			Date Received	03/07/2014	03/07/2014	03/07/2014	03/07/2014	03/07/2014	03/07/2014
			SDG Ref	140703-86	140703-86	140703-86	140703-86	140703-86	140703-86
			Lab Sample No.(s)	9551651	9551655	9552009	9552019	9552025	9552030
			AGS Reference						
Naphthalene-d8 % recovery**	%	TM218		83.4	93.7	92	90.6	87.2	84.6
Acenaphthene-d10 % recovery**	%	TM218		89.6	95	91.9	88.8	89.4	87.8
Phenanthrene-d10 % recovery**	%	TM218		87.2	95	91.2	87.2	85.7	84.6
Chrysene-d12 % recovery**	%	TM218		88.9	96.5	94.4	93.1	83.5	81.8
Perylene-d12 % recovery**	%	TM218		100	109	105	102	83.7	84.3
Naphthalene	<9 µg/kg	TM218		166 M	143 M	64.9 M	25.4 M	57.1 M	44.8 M
Acenaphthylene	<12 µg/kg	TM218		310 M	<12 M	35.3 M	<12 M	<12 M	<12 M
Acenaphthene	<8 µg/kg	TM218		1340 M	<8 M	38.8 M	<8 M	204 M	111 M
Fluorene	<10 µg/kg	TM218		<100 M	42.9 M	44.8 M	<10 M	757 M	536 M
Phenanthrene	<15 µg/kg	TM218		4890 M	182 M	526 M	80.9 M	1070 M	363 M
Anthracene	<16 µg/kg	TM218		8590 M	234 M	147 M	36.3 M	342 M	292 M
Fluoranthene	<17 µg/kg	TM218		2950 M	130 M	1140 M	78.3 M	46.1 M	63.8 M
Pyrene	<15 µg/kg	TM218		11500 M	459 M	1010 M	109 M	90.5 M	73.6 M
Benz(a)anthracene	<14 µg/kg	TM218		1130 M	73 M	794 M	64.1 M	23.5 M	34.6 M
Chrysene	<10 µg/kg	TM218		3560 M	154 M	950 M	91.3 M	31.4 M	68.1 M
Benzo(b)fluoranthene	<15 µg/kg	TM218		1560 M	142 M	1100 M	130 M	28.5 M	65.5 M
Benzo(k)fluoranthene	<14 µg/kg	TM218		507 M	29.4 M	443 M	49 M	<14 M	21.7 M
Benzo(a)pyrene	<15 µg/kg	TM218		776 M	48.7 M	793 M	69.4 M	<15 M	27 M
Indeno(1,2,3-cd)pyrene	<18 µg/kg	TM218		326 M	28.5 M	455 M	70.1 M	<18 M	21.8 M
Dibenzo(a,h)anthracene	<23 µg/kg	TM218		<230 M	<23 M	151 M	<23 M	<23 M	<23 M
Benzo(g,h,i)perylene	<24 µg/kg	TM218		551 M	43.8 M	584 M	84 M	<24 M	31.8 M
PAH, Total Detected USEPA 16	<118 µg/kg	TM218		38200	1710	8280	888	2660	1750

CERTIFICATE OF ANALYSIS

SDG:	140703-86	**Location:**	Coed Darcy	**Order Number:**	CD0729
Job:	H_ATKINS_LDC-224	**Customer:**	Atkins Global Ltd	**Report Number:**	278222
Client Reference:	Site Wide Trial Pitting	**Attention:**	Jack Lowrie	**Superseded Report:**	

PAH by GCMS

Results Legend	
#	ISO17025 accredited.
M	*m*CERTS accredited.
aq	Aqueous / settled sample.
diss.filt	Dissolved / filtered sample.
tot.unfilt	Total / unfiltered sample.
*	Subcontracted test.
**	% recovery of the surrogate standard to check the efficiency of the method. The results of individual compounds within samples aren't corrected for the recovery
(F)	Trigger breach confirmed
1-5&+§@	Sample deviation (see appendix)

Component	LOD/Units	Method	Customer Sample Ref.	IP049	IP053	IP053	IP053	IP053	IP058
			Depth (m)	3.40	0.50	0.90	1.80	3.00	0.50
			Sample Type	Soil/Solid	Soil/Solid	Soil/Solid	Soil/Solid	Soil/Solid	Soil/Solid
			Date Sampled	01/07/2014	01/07/2014	01/07/2014	01/07/2014	01/07/2014	01/07/2014
			Sample Time	.	.	.	.	.	.
			Date Received	03/07/2014	03/07/2014	03/07/2014	03/07/2014	03/07/2014	03/07/2014
			SDG Ref	140703-86	140703-86	140703-86	140703-86	140703-86	140703-86
			Lab Sample No.(s)	9552034	9552073	9552077	9552083	9552088	9551737
			AGS Reference						
Naphthalene-d8 % recovery**	%	TM218		89.5	92.5	95.3	98.4	81.9	94.2
Acenaphthene-d10 % recovery**	%	TM218		86.4	94	99.9	96.6	90.6	97.3
Phenanthrene-d10 % recovery**	%	TM218		85.2	90.3	93.8	92.9	90.5	96.4
Chrysene-d12 % recovery**	%	TM218		82.1	92.6	94	93	94	98
Perylene-d12 % recovery**	%	TM218		83.4	98.9	99.7	103	104	107
Naphthalene	<9 µg/kg	TM218		<9 M	68.9 M	353 M	141 M	245 M	95.6 M
Acenaphthylene	<12 µg/kg	TM218		<12 M	106 M	188 M	<12 M	224 M	45.6 M
Acenaphthene	<8 µg/kg	TM218		<8 M	343 M	3100 M	<8 M	998 M	87.5 M
Fluorene	<10 µg/kg	TM218		15.8 M	514 M	3890 M	<10 M	3800 M	165 M
Phenanthrene	<15 µg/kg	TM218		80.9 M	1320 M	12300 M	516 M	8430 M	905 M
Anthracene	<16 µg/kg	TM218		<16 M	1610 M	6050 M	<16 M	6560 M	271 M
Fluoranthene	<17 µg/kg	TM218		<17 M	806 M	2110 M	53.3 M	1950 M	2020 M
Pyrene	<15 µg/kg	TM218		<15 M	2160 M	4780 M	47 M	5690 M	1730 M
Benz(a)anthracene	<14 µg/kg	TM218		16.1 M	508 M	883 M	34.7 M	809 M	1110 M
Chrysene	<10 µg/kg	TM218		27.5 M	737 M	1730 M	252 M	2090 M	1160 M
Benzo(b)fluoranthene	<15 µg/kg	TM218		31.6 M	681 M	910 M	235 M	806 M	1810 M
Benzo(k)fluoranthene	<14 µg/kg	TM218		<14 M	177 M	266 M	25.2 M	249 M	565 M
Benzo(a)pyrene	<15 µg/kg	TM218		<15 M	400 M	598 M	101 M	476 M	1150 M
Indeno(1,2,3-cd)pyrene	<18 µg/kg	TM218		<18 M	294 M	286 M	26.1 M	271 M	750 M
Dibenzo(a,h)anthracene	<23 µg/kg	TM218		<23 M	119 M	128 M	26 M	106 M	228 M
Benzo(g,h,i)perylene	<24 µg/kg	TM218		<24 M	442 M	421 M	27.3 M	353 M	912 M
PAH, Total Detected USEPA 16	<118 µg/kg	TM218		172	10300	38000	1480	33100	13000

CERTIFICATE OF ANALYSIS

SDG:	140703-86	**Location:**	Coed Darcy	**Order Number:**	CD0729
Job:	H_ATKINS_LDC-224	**Customer:**	Atkins Global Ltd	**Report Number:**	278222
Client Reference:	Site Wide Trial Pitting	**Attention:**	Jack Lowrie	**Superseded Report:**	

PAH by GCMS

Results Legend

#	ISO17025 accredited.
M	*m*CERTS accredited.
aq	Aqueous / settled sample.
diss.filt	Dissolved / filtered sample.
tot.unfilt	Total / unfiltered sample.
*	Subcontracted test.
**	% recovery of the surrogate standard to check the efficiency of the method. The results of individual compounds within samples aren't corrected for the recovery
(F)	Trigger breach confirmed
1-5&+§@	Sample deviation (see appendix)

Component	LOD/Units	Method	Customer Sample Ref.	IP058	IP058	IP078	IP089	IP089	IP089
			Depth (m)	1.50	2.40	0.50	0.50	1.50	2.20
			Sample Type	Soil/Solid	Soil/Solid	Soil/Solid	Soil/Solid	Soil/Solid	Soil/Solid
			Date Sampled	01/07/2014	01/07/2014	01/07/2014	01/07/2014	01/07/2014	01/07/2014
			Sample Time	.	.	.	.	.	.
			Date Received	03/07/2014	03/07/2014	03/07/2014	03/07/2014	03/07/2014	03/07/2014
			SDG Ref	140703-86	140703-86	140703-86	140703-86	140703-86	140703-86
			Lab Sample No.(s)	9551743	9551748	9551733	9552039	9552043	9552047
			AGS Reference						
Naphthalene-d8 % recovery**	%	TM218		95.7	92.9	98.6	95.7	92.8	91.1
Acenaphthene-d10 % recovery**	%	TM218		96.9	96.4	102	94.9	93	93.2
Phenanthrene-d10 % recovery**	%	TM218		95.5	94.2	103	93.7	94.6	93.5
Chrysene-d12 % recovery**	%	TM218		96.3	102	118	97.3	99.8	99
Perylene-d12 % recovery**	%	TM218		108	97.2	121	108	107	112
Naphthalene	<9 µg/kg	TM218		32.9 M	16.1 M	110 M	<18 M	35.3 M	27.1 M
Acenaphthylene	<12 µg/kg	TM218		22.9 M	<12 M	87.2 M	<24 M	69.6 M	57.1 M
Acenaphthene	<8 µg/kg	TM218		117 M	<8 M	252 M	<16 M	41.9 M	34.6 M
Fluorene	<10 µg/kg	TM218		186 M	13 M	793 M	<20 M	87.1 M	95 M
Phenanthrene	<15 µg/kg	TM218		378 M	159 M	2190 M	266 M	543 M	178 M
Anthracene	<16 µg/kg	TM218		427 M	18.6 M	1340 M	<32 M	560 M	212 M
Fluoranthene	<17 µg/kg	TM218		266 M	44.2 M	682 M	121 M	1240 M	129 M
Pyrene	<15 µg/kg	TM218		529 M	46.1 M	1560 M	315 M	1480 M	351 M
Benz(a)anthracene	<14 µg/kg	TM218		139 M	37 M	466 M	<28 M	666 M	83.3 M
Chrysene	<10 µg/kg	TM218		212 M	94.3 M	692 M	357 M	865 M	188 M
Benzo(b)fluoranthene	<15 µg/kg	TM218		201 M	98.2 M	657 M	309 M	798 M	173 M
Benzo(k)fluoranthene	<14 µg/kg	TM218		57.3 M	17.8 M	211 M	238 M	295 M	47.5 M
Benzo(a)pyrene	<15 µg/kg	TM218		108 M	<15 M	402 M	356 M	575 M	95.2 M
Indeno(1,2,3-cd)pyrene	<18 µg/kg	TM218		68.1 M	<18 M	277 M	126 M	314 M	71.8 M
Dibenzo(a,h)anthracene	<23 µg/kg	TM218		<23 M	<23 M	114 M	<46 M	112 M	28.6 M
Benzo(g,h,i)perylene	<24 µg/kg	TM218		86.3 M	37.7 M	391 M	224 M	413 M	117 M
PAH, Total Detected USEPA 16	<118 µg/kg	TM218		2830	582	10200	2310	8090	1890

CERTIFICATE OF ANALYSIS

SDG:	140703-86	**Location:**	Coed Darcy	**Order Number:**	CD0729
Job:	H_ATKINS_LDC-224	**Customer:**	Atkins Global Ltd	**Report Number:**	278222
Client Reference:	Site Wide Trial Pitting	**Attention:**	Jack Lowrie	**Superseded Report:**	

PAH by GCMS

Results Legend

#	ISO17025 accredited.
M	*m*CERTS accredited.
aq	Aqueous / settled sample.
diss.filt	Dissolved / filtered sample.
tot.unfilt	Total / unfiltered sample.
*	Subcontracted test.
**	% recovery of the surrogate standard to check the efficiency of the method. The results of individual compounds within samples aren't corrected for the recovery
(F)	Trigger breach confirmed
1-5&+§@	Sample deviation (see appendix)

Component	LOD/Units	Method	Customer Sample Ref.	IP092	IP092	IP092	IP092	IP096	IP096
			Depth (m)	0.50	1.50	2.50	3.50	0.50	1.50
			Sample Type	Soil/Solid	Soil/Solid	Soil/Solid	Soil/Solid	Soil/Solid	Soil/Solid
			Date Sampled	01/07/2014	01/07/2014	01/07/2014	01/07/2014	01/07/2014	01/07/2014
			Sample Time	.	.	.	.	.	.
			Date Received	03/07/2014	03/07/2014	03/07/2014	03/07/2014	03/07/2014	03/07/2014
			SDG Ref	140703-86	140703-86	140703-86	140703-86	140703-86	140703-86
			Lab Sample No.(s)	9552051	9552055	9552060	9552069	9551724	9551728
			AGS Reference						
Naphthalene-d8 % recovery**	%	TM218		96.8	96.7	90.9	98.2	92.6	96.7
Acenaphthene-d10 % recovery**	%	TM218		96.2	95.5	94.6	94.7	96.6	97.1
Phenanthrene-d10 % recovery**	%	TM218		94.6	94.1	93.4	91.7	94.4	96.2
Chrysene-d12 % recovery**	%	TM218		96.4	97.5	84.1	87.4	95.3	94.4
Perylene-d12 % recovery**	%	TM218		101	108	116	88.3	108	104
Naphthalene	<9 µg/kg	TM218		11.2 M	<9 M	27.3 M	<9 M	40.5 M	123 M
Acenaphthylene	<12 µg/kg	TM218		33 M	<12 M	<12 M	<12 M	58.7 M	<12 M
Acenaphthene	<8 µg/kg	TM218		62 M	<8 M	19.5 M	<8 M	<16 M	56.7 M
Fluorene	<10 µg/kg	TM218		57.7 M	<10 M	<10 M	<10 M	119 M	118 M
Phenanthrene	<15 µg/kg	TM218		157 M	123 M	177 M	88.4 M	261 M	530 M
Anthracene	<16 µg/kg	TM218		217 M	80.1 M	82.8 M	<16 M	362 M	135 M
Fluoranthene	<17 µg/kg	TM218		88.9 M	42.7 M	55.6 M	<17 M	150 M	798 M
Pyrene	<15 µg/kg	TM218		279 M	114 M	117 M	<15 M	717 M	761 M
Benz(a)anthracene	<14 µg/kg	TM218		46.8 M	40.8 M	21.5 M	<14 M	144 M	418 M
Chrysene	<10 µg/kg	TM218		55.4 M	103 M	71.3 M	19.2 M	187 M	412 M
Benzo(b)fluoranthene	<15 µg/kg	TM218		80.6 M	71 M	63.5 M	37.3 M	245 M	739 M
Benzo(k)fluoranthene	<14 µg/kg	TM218		<14 M	<14 M	19.1 M	<14 M	71.6 M	243 M
Benzo(a)pyrene	<15 µg/kg	TM218		36.6 M	19.1 M	30.6 M	<15 M	122 M	516 M
Indeno(1,2,3-cd)pyrene	<18 µg/kg	TM218		30.8 M	<18 M	24.7 M	<18 M	91 M	337 M
Dibenzo(a,h)anthracene	<23 µg/kg	TM218		<23 M	<23 M	<23 M	<23 M	<46 M	101 M
Benzo(g,h,i)perylene	<24 µg/kg	TM218		49.4 M	<24 M	39.2 M	<24 M	136 M	443 M
PAH, Total Detected USEPA 16	<118 µg/kg	TM218		1210	594	749	145	2710	5730

CERTIFICATE OF ANALYSIS

SDG:	140703-86	**Location:**	Coed Darcy	**Order Number:**	CD0729
Job:	H_ATKINS_LDC-224	**Customer:**	Atkins Global Ltd	**Report Number:**	278222
Client Reference:	Site Wide Trial Pitting	**Attention:**	Jack Lowrie	**Superseded Report:**	

PAH by GCMS

Results Legend

#	ISO17025 accredited.
M	*m*CERTS accredited.
aq	Aqueous / settled sample.
diss.filt	Dissolved / filtered sample.
tot.unfilt	Total / unfiltered sample.
*	Subcontracted test.
**	% recovery of the surrogate standard to check the efficiency of the method. The results of individual compounds within samples aren't corrected for the recovery
(F)	Trigger breach confirmed
1-5&+§@	Sample deviation (see appendix)

Component	LOD/Units	Method	Customer Sample Ref.	IP110	IP110	IP110	IP112	IP112	IP112
			Depth (m)	0.50	1.40	2.50	0.50	1.50	2.50
			Sample Type	Soil/Solid	Soil/Solid	Soil/Solid	Soil/Solid	Soil/Solid	Soil/Solid
			Date Sampled	01/07/2014	01/07/2014	01/07/2014	01/07/2014	01/07/2014	01/07/2014
			Sample Time	.	.	.	.	.	.
			Date Received	03/07/2014	03/07/2014	03/07/2014	03/07/2014	03/07/2014	03/07/2014
			SDG Ref	140703-86	140703-86	140703-86	140703-86	140703-86	140703-86
			Lab Sample No.(s)	9551851	9551855	9551869	9551934	9551939	9551944
			AGS Reference						
Naphthalene-d8 % recovery**	%	TM218		97.8	85.3	85.2	97.8	93.9	94.1
Acenaphthene-d10 % recovery**	%	TM218		95.9	84.4	83.7	97.6	92.1	92.5
Phenanthrene-d10 % recovery**	%	TM218		94.2	89.7	81.2	96.9	90.7	91.7
Chrysene-d12 % recovery**	%	TM218		91.9	105	89.5	114	80.9	83.1
Perylene-d12 % recovery**	%	TM218		94.5	113	92.1	113	82.6	85.1
Naphthalene	<9 µg/kg	TM218		<9 M	31.9 M	134 M	14.6 M	<9 M	<9 M
Acenaphthylene	<12 µg/kg	TM218		<12 M	40.2 M	<12 M	<12 M	<12 M	<12 M
Acenaphthene	<8 µg/kg	TM218		<8 M	66.2 M	15.7 M	29.6 M	<8 M	<8 M
Fluorene	<10 µg/kg	TM218		<10 M	151 M	59 M	60.3 M	<10 M	<10 M
Phenanthrene	<15 µg/kg	TM218		72.6 M	422 M	96.3 M	255 M	63.8 M	54.2 M
Anthracene	<16 µg/kg	TM218		<16 M	482 M	25.1 M	175 M	<16 M	<16 M
Fluoranthene	<17 µg/kg	TM218		20 M	133 M	<17 M	111 M	<17 M	<17 M
Pyrene	<15 µg/kg	TM218		20 M	509 M	17.4 M	165 M	<15 M	<15 M
Benz(a)anthracene	<14 µg/kg	TM218		23.6 M	76.9 M	24.4 M	55.8 M	20.8 M	18.4 M
Chrysene	<10 µg/kg	TM218		27.8 M	198 M	34.1 M	179 M	23.5 M	20.4 M
Benzo(b)fluoranthene	<15 µg/kg	TM218		34.3 M	104 M	35 M	111 M	26.4 M	16.9 M
Benzo(k)fluoranthene	<14 µg/kg	TM218		<14 M	26.5 M	<14 M	24.7 M	<14 M	<14 M
Benzo(a)pyrene	<15 µg/kg	TM218		<15 M	55.2 M	<15 M	25.1 M	<15 M	<15 M
Indeno(1,2,3-cd)pyrene	<18 µg/kg	TM218		<18 M	33.4 M	<18 M	<18 M	<18 M	<18 M
Dibenzo(a,h)anthracene	<23 µg/kg	TM218		<23 M	<23 M	<23 M	<23 M	<23 M	<23 M
Benzo(g,h,i)perylene	<24 µg/kg	TM218		<24 M	56.9 M	<24 M	<24 M	<24 M	<24 M
PAH, Total Detected USEPA 16	<118 µg/kg	TM218		198	2390	441	1210	135	<118

CERTIFICATE OF ANALYSIS

SDG:	140703-86	**Location:**	Coed Darcy	**Order Number:**	CD0729
Job:	H_ATKINS_LDC-224	**Customer:**	Atkins Global Ltd	**Report Number:**	278222
Client Reference:	Site Wide Trial Pitting	**Attention:**	Jack Lowrie	**Superseded Report:**	

PAH by GCMS

Results Legend

#	ISO17025 accredited.
M	*m*CERTS accredited.
aq	Aqueous / settled sample.
diss.filt	Dissolved / filtered sample.
tot.unfilt	Total / unfiltered sample.
*	Subcontracted test.
**	% recovery of the surrogate standard to check the efficiency of the method. The results of individual compounds within samples aren't corrected for the recovery
(F)	Trigger breach confirmed
1-5&+§@	Sample deviation (see appendix)

Component	LOD/Units	Method	Customer Sample Ref.	IP112	IP113	IP113	IP113	IP113	IP118
			Depth (m)	3.50	0.50	1.50	2.50	3.50	0.50
			Sample Type	Soil/Solid	Soil/Solid	Soil/Solid	Soil/Solid	Soil/Solid	Soil/Solid
			Date Sampled	01/07/2014	01/07/2014	01/07/2014	01/07/2014	01/07/2014	01/07/2014
			Sample Time	.	.	.	.	.	.
			Date Received	03/07/2014	03/07/2014	03/07/2014	03/07/2014	03/07/2014	03/07/2014
			SDG Ref	140703-86	140703-86	140703-86	140703-86	140703-86	140703-86
			Lab Sample No.(s)	9551948	9551952	9551956	9551960	9551968	9551695
			AGS Reference						
Naphthalene-d8 % recovery**	%	TM218		92.7	97.6	93.8	94.6	99.1	92.4
Acenaphthene-d10 % recovery**	%	TM218		91.4	99.5	93.6	93.7	96.4	94.7
Phenanthrene-d10 % recovery**	%	TM218		90.2	104	93.2	93.2	94.5	93.8
Chrysene-d12 % recovery**	%	TM218		80.3	113	93	93.5	92.1	87.5
Perylene-d12 % recovery**	%	TM218		83	113	101	101	93.3	91.9
Naphthalene	<9 µg/kg	TM218		16.5 #	55.4 M	<9 M	<9 M	36.1 M	<9 M
Acenaphthylene	<12 µg/kg	TM218		<12 #	62 M	<12 M	<12 M	<12 M	<12 M
Acenaphthene	<8 µg/kg	TM218		<8 #	297 M	<8 M	<8 M	<8 M	<8 M
Fluorene	<10 µg/kg	TM218		<10 #	1040 M	<10 M	<10 M	<10 M	<10 M
Phenanthrene	<15 µg/kg	TM218		58.7 #	3530 M	<15 M	53.4 M	304 M	46.9 M
Anthracene	<16 µg/kg	TM218		<16 #	1540 M	<16 M	<16 M	<16 M	<16 M
Fluoranthene	<17 µg/kg	TM218		<17 #	526 M	<17 M	<17 M	29.8 M	31.1 M
Pyrene	<15 µg/kg	TM218		<15 #	1180 M	<15 M	16.9 M	20.4 M	24.8 M
Benz(a)anthracene	<14 µg/kg	TM218		17.8 #	147 M	<14 M	<14 M	23.5 M	20.8 M
Chrysene	<10 µg/kg	TM218		21.2 #	312 M	<10 M	26.9 M	215 M	30.1 M
Benzo(b)fluoranthene	<15 µg/kg	TM218		19 #	177 M	<15 M	38.8 M	157 M	34.6 M
Benzo(k)fluoranthene	<14 µg/kg	TM218		<14 #	39.7 M	<14 M	<14 M	<14 M	<14 M
Benzo(a)pyrene	<15 µg/kg	TM218		<15 #	80.9 M	<15 M	<15 M	<15 M	<15 M
Indeno(1,2,3-cd)pyrene	<18 µg/kg	TM218		<18 #	44.2 M	<18 M	<18 M	<18 M	<18 M
Dibenzo(a,h)anthracene	<23 µg/kg	TM218		<23 #	<23 M	<23 M	<23 M	<23 M	<23 M
Benzo(g,h,i)perylene	<24 µg/kg	TM218		<24 #	57 M	<24 M	<24 M	<24 M	<24 M
PAH, Total Detected USEPA 16	<118 µg/kg	TM218		133	9080	<118	136	786	188

CERTIFICATE OF ANALYSIS

SDG:	140703-86	**Location:**	Coed Darcy	**Order Number:**	CD0729
Job:	H_ATKINS_LDC-224	**Customer:**	Atkins Global Ltd	**Report Number:**	278222
Client Reference:	Site Wide Trial Pitting	**Attention:**	Jack Lowrie	**Superseded Report:**	

PAH by GCMS

Results Legend

#	ISO17025 accredited.
M	*m*CERTS accredited.
aq	Aqueous / settled sample.
diss.filt	Dissolved / filtered sample.
tot.unfilt	Total / unfiltered sample.
*	Subcontracted test.
**	% recovery of the surrogate standard to check the efficiency of the method. The results of individual compounds within samples aren't corrected for the recovery
(F)	Trigger breach confirmed
1-5&+§@	Sample deviation (see appendix)

Component	LOD/Units	Method	Customer Sample Ref.	IP118	IP118	IP119	IP119	IP119	IP133
			Depth (m)	1.50	2.50	0.50	1.50	2.00	0.50
			Sample Type	Soil/Solid	Soil/Solid	Soil/Solid	Soil/Solid	Soil/Solid	Soil/Solid
			Date Sampled	01/07/2014	01/07/2014	01/07/2014	01/07/2014	01/07/2014	01/07/2014
			Sample Time	.	.	.	.	.	.
			Date Received	03/07/2014	03/07/2014	03/07/2014	03/07/2014	03/07/2014	03/07/2014
			SDG Ref	140703-86	140703-86	140703-86	140703-86	140703-86	140703-86
			Lab Sample No.(s)	9551716	9551720	9551682	9551686	9551691	9551666
			AGS Reference						
Naphthalene-d8 % recovery**	%	TM218		95.6	94.1	94.6	99.5	97.2	112
Acenaphthene-d10 % recovery**	%	TM218		97.2	95.3	99.1	97.1	99.1	113
Phenanthrene-d10 % recovery**	%	TM218		96.6	96.2	97.4	96.8	97.8	105
Chrysene-d12 % recovery**	%	TM218		97.1	95.9	97.8	100	95.9	103
Perylene-d12 % recovery**	%	TM218		107	106	110	116	106	110
Naphthalene	<9 µg/kg	TM218		45.6 M	89 M	34.6 M	30.7 M	29.5 M	432 M
Acenaphthylene	<12 µg/kg	TM218		46 M	32.5 M	56.5 M	19.2 M	17.8 M	156 M
Acenaphthene	<8 µg/kg	TM218		205 M	259 M	116 M	24.4 M	60.6 M	182 M
Fluorene	<10 µg/kg	TM218		428 M	542 M	138 M	96.5 M	156 M	298 M
Phenanthrene	<15 µg/kg	TM218		918 M	992 M	923 M	245 M	319 M	1710 M
Anthracene	<16 µg/kg	TM218		393 M	368 M	401 M	88.1 M	122 M	907 M
Fluoranthene	<17 µg/kg	TM218		447 M	258 M	1050 M	403 M	296 M	2240 M
Pyrene	<15 µg/kg	TM218		509 M	346 M	979 M	423 M	390 M	2270 M
Benz(a)anthracene	<14 µg/kg	TM218		216 M	132 M	526 M	200 M	176 M	1090 M
Chrysene	<10 µg/kg	TM218		236 M	167 M	414 M	251 M	183 M	1200 M
Benzo(b)fluoranthene	<15 µg/kg	TM218		363 M	174 M	654 M	309 M	324 M	2110 M
Benzo(k)fluoranthene	<14 µg/kg	TM218		120 M	50.7 M	234 M	139 M	104 M	702 M
Benzo(a)pyrene	<15 µg/kg	TM218		224 M	113 M	440 M	256 M	229 M	1530 M
Indeno(1,2,3-cd)pyrene	<18 µg/kg	TM218		147 M	55.5 M	238 M	188 M	143 M	1360 M
Dibenzo(a,h)anthracene	<23 µg/kg	TM218		41 M	<23 M	92.3 M	53.5 M	41.6 M	344 M
Benzo(g,h,i)perylene	<24 µg/kg	TM218		195 M	71.9 M	330 M	248 M	195 M	1860 M
PAH, Total Detected USEPA 16	<118 µg/kg	TM218		4530	3650	6630	2970	2790	18400

CERTIFICATE OF ANALYSIS

SDG:	140703-86	**Location:**	Coed Darcy	**Order Number:**	CD0729
Job:	H_ATKINS_LDC-224	**Customer:**	Atkins Global Ltd	**Report Number:**	278222
Client Reference:	Site Wide Trial Pitting	**Attention:**	Jack Lowrie	**Superseded Report:**	

PAH by GCMS

Results Legend

#	ISO17025 accredited.
M	*m*CERTS accredited.
aq	Aqueous / settled sample.
diss.filt	Dissolved / filtered sample.
tot.unfilt	Total / unfiltered sample.
*	Subcontracted test.
**	% recovery of the surrogate standard to check the efficiency of the method. The results of individual compounds within samples aren't corrected for the recovery
(F)	Trigger breach confirmed
1-5&+§@	Sample deviation (see appendix)

Component	LOD/Units	Method	Customer Sample Ref.	IP133	IP133	IP133	IP136	IP136	IP136
			Depth (m)	1.50	2.30	3.00	0.50	1.20	2.50
			Sample Type	Soil/Solid	Soil/Solid	Soil/Solid	Soil/Solid	Soil/Solid	Soil/Solid
			Date Sampled	01/07/2014	01/07/2014	01/07/2014	01/07/2014	01/07/2014	01/07/2014
			Sample Time	.	.	.	.	.	.
			Date Received	03/07/2014	03/07/2014	03/07/2014	03/07/2014	03/07/2014	03/07/2014
			SDG Ref	140703-86	140703-86	140703-86	140703-86	140703-86	140703-86
			Lab Sample No.(s)	9551670	9551674	9551678	9551912	9551921	9551926
			AGS Reference						
Naphthalene-d8 % recovery**	%	TM218		84.7	84.6	88.2	99.2	96.3	94.7
Acenaphthene-d10 % recovery**	%	TM218		85.3	81.5	83.6	98.9	94.8	93.7
Phenanthrene-d10 % recovery**	%	TM218		89.2	81.6	80.8	98.4	93.9	92.3
Chrysene-d12 % recovery**	%	TM218		105	91.7	82.7	113	85.2	82.5
Perylene-d12 % recovery**	%	TM218		108	91	79.6	115	89	82.9
Naphthalene	<9 µg/kg	TM218		43.1 M	<9 M	<9 M	24.6 M	<9 M	<9 M
Acenaphthylene	<12 µg/kg	TM218		58.5 M	<12 M	<12 M	<12 M	<12 M	<12 M
Acenaphthene	<8 µg/kg	TM218		72.7 M	<8 M	<8 M	32.6 M	<8 M	<8 M
Fluorene	<10 µg/kg	TM218		109 M	<10 M	<10 M	115 M	<10 M	<10 M
Phenanthrene	<15 µg/kg	TM218		1010 M	46.8 M	46.6 M	401 M	30.4 M	198 M
Anthracene	<16 µg/kg	TM218		453 M	20.8 M	<16 M	306 M	<16 M	<16 M
Fluoranthene	<17 µg/kg	TM218		1940 M	<17 M	<17 M	110 M	<17 M	<17 M
Pyrene	<15 µg/kg	TM218		1970 M	27 M	<15 M	373 M	<15 M	<15 M
Benz(a)anthracene	<14 µg/kg	TM218		860 M	27.2 M	16.8 M	80.9 M	17.3 M	<14 M
Chrysene	<10 µg/kg	TM218		1150 M	31.8 M	29 M	164 M	<10 M	82.5 M
Benzo(b)fluoranthene	<15 µg/kg	TM218		1110 M	49.9 M	30.9 M	115 M	<15 M	68.9 M
Benzo(k)fluoranthene	<14 µg/kg	TM218		483 M	<14 M	<14 M	<14 M	<14 M	<14 M
Benzo(a)pyrene	<15 µg/kg	TM218		882 M	<15 M	<15 M	32.6 M	<15 M	<15 M
Indeno(1,2,3-cd)pyrene	<18 µg/kg	TM218		517 M	<18 M	<18 M	<18 M	<18 M	<18 M
Dibenzo(a,h)anthracene	<23 µg/kg	TM218		137 M	<23 M	<23 M	<23 M	<23 M	<23 M
Benzo(g,h,i)perylene	<24 µg/kg	TM218		626 M	<24 M	<24 M	<24 M	<24 M	<24 M
PAH, Total Detected USEPA 16	<118 µg/kg	TM218		11400	203	123	1750	<118	349

CERTIFICATE OF ANALYSIS

SDG:	140703-86	**Location:**	Coed Darcy	**Order Number:**	CD0729
Job:	H_ATKINS_LDC-224	**Customer:**	Atkins Global Ltd	**Report Number:**	278222
Client Reference:	Site Wide Trial Pitting	**Attention:**	Jack Lowrie	**Superseded Report:**	

PAH by GCMS

Results Legend

#	ISO17025 accredited.
M	*m*CERTS accredited.
aq	Aqueous / settled sample.
diss.filt	Dissolved / filtered sample.
tot.unfilt	Total / unfiltered sample.
*	Subcontracted test.
**	% recovery of the surrogate standard to check the efficiency of the method. The results of individual compounds within samples aren't corrected for the recovery
(F)	Trigger breach confirmed
1-5&+§@	Sample deviation (see appendix)

Component	LOD/Units	Method	Customer Sample Ref.	IP136	IP137	IP137	IP137	IP137	IP137
			Depth (m)	3.50	0.20	0.50	1.50	2.50	3.50
			Sample Type	Soil/Solid	Soil/Solid	Soil/Solid	Soil/Solid	Soil/Solid	Soil/Solid
			Date Sampled	01/07/2014	01/07/2014	01/07/2014	01/07/2014	01/07/2014	01/07/2014
			Sample Time	.	.	.	.	.	.
			Date Received	03/07/2014	03/07/2014	03/07/2014	03/07/2014	03/07/2014	03/07/2014
			SDG Ref	140703-86	140703-86	140703-86	140703-86	140703-86	140703-86
			Lab Sample No.(s)	9551930	9551876	9551880	9551885	9551889	9551893
			AGS Reference						
Naphthalene-d8 % recovery**	%	TM218		96.7	101	95.5	92	94.4	85.9
Acenaphthene-d10 % recovery**	%	TM218		95.6	104	99.7	94.6	96.1	82.7
Phenanthrene-d10 % recovery**	%	TM218		94.9	96.2	99.3	92.7	96	80.4
Chrysene-d12 % recovery**	%	TM218		86.6	99.2	97.6	95.1	100	88.2
Perylene-d12 % recovery**	%	TM218		91.6	108	106	105	110	87.2
Naphthalene	<9 µg/kg	TM218		14.1 #	118 M	58.1 M	203 M	90.6 #	118 M
Acenaphthylene	<12 µg/kg	TM218		<12 #	178 M	<12 M	<12 M	<12 #	<12 M
Acenaphthene	<8 µg/kg	TM218		<8 #	131 M	13.1 M	<8 M	33.3 #	15.3 M
Fluorene	<10 µg/kg	TM218		<10 #	263 M	14.8 M	<10 M	42.1 #	27.7 M
Phenanthrene	<15 µg/kg	TM218		77 #	595 M	144 M	70.5 M	139 #	122 M
Anthracene	<16 µg/kg	TM218		<16 #	1270 M	<16 M	<16 M	32.8 #	18.5 M
Fluoranthene	<17 µg/kg	TM218		<17 #	287 M	129 M	41.6 M	22.7 #	<17 M
Pyrene	<15 µg/kg	TM218		<15 #	1950 M	111 M	43 M	27.2 #	22.6 M
Benz(a)anthracene	<14 µg/kg	TM218		21.5 #	235 M	65.7 M	32.3 M	<14 #	26 M
Chrysene	<10 µg/kg	TM218		28.2 #	476 M	88.4 M	32.9 M	56 #	66 M
Benzo(b)fluoranthene	<15 µg/kg	TM218		26.1 #	460 M	85.6 M	60.3 M	56.7 #	44.7 M
Benzo(k)fluoranthene	<14 µg/kg	TM218		<14 #	<140 M	29 M	<14 M	<14 #	<14 M
Benzo(a)pyrene	<15 µg/kg	TM218		<15 #	236 M	53 M	19.9 M	<15 #	<15 M
Indeno(1,2,3-cd)pyrene	<18 µg/kg	TM218		<18 #	<180 M	23.8 M	<18 M	<18 #	<18 M
Dibenzo(a,h)anthracene	<23 µg/kg	TM218		<23 #	<230 M	<23 M	<23 M	<23 #	<23 M
Benzo(g,h,i)perylene	<24 µg/kg	TM218		<24 #	310 M	32.1 M	<24 M	<24 #	<24 M
PAH, Total Detected USEPA 16	<118 µg/kg	TM218		167	6510	847	504	500	461

CERTIFICATE OF ANALYSIS

SDG:	140703-86	**Location:**	Coed Darcy	**Order Number:**	CD0729
Job:	H_ATKINS_LDC-224	**Customer:**	Atkins Global Ltd	**Report Number:**	278222
Client Reference:	Site Wide Trial Pitting	**Attention:**	Jack Lowrie	**Superseded Report:**	

PAH by GCMS

Results Legend	
#	ISO17025 accredited.
M	*m*CERTS accredited.
aq	Aqueous / settled sample.
diss.filt	Dissolved / filtered sample.
tot.unfilt	Total / unfiltered sample.
*	Subcontracted test.
**	% recovery of the surrogate standard to check the efficiency of the method. The results of individual compounds within samples aren't corrected for the recovery
(F)	Trigger breach confirmed
1-5&+§@	Sample deviation (see appendix)

Component	LOD/Units	Method	Customer Sample Ref.	IP138	IP138	IP138	IP148	IP148	IP148
			Depth (m)	0.50	1.50	2.50	0.50	1.60	2.30
			Sample Type	Soil/Solid	Soil/Solid	Soil/Solid	Soil/Solid	Soil/Solid	Soil/Solid
			Date Sampled	01/07/2014	01/07/2014	01/07/2014	01/07/2014	01/07/2014	01/07/2014
			Sample Time	.	.	.	.	.	.
			Date Received	03/07/2014	03/07/2014	03/07/2014	03/07/2014	03/07/2014	03/07/2014
			SDG Ref	140703-86	140703-86	140703-86	140703-86	140703-86	140703-86
			Lab Sample No.(s)	9551839	9551843	9551847	9551819	9551824	9551830
			AGS Reference						
Naphthalene-d8 % recovery**	%	TM218		98.1	86.7	86.3	97.5	85.4	86.6
Acenaphthene-d10 % recovery**	%	TM218		97.3	85.9	84.8	96	83.7	84.5
Phenanthrene-d10 % recovery**	%	TM218		93.1	84.6	82.1	93.4	81.1	81.4
Chrysene-d12 % recovery**	%	TM218		95.5	94.7	91.4	95.3	89	87.8
Perylene-d12 % recovery**	%	TM218		104	100	94.2	103	91.8	89.3
Naphthalene	<9 µg/kg	TM218		26.7 M	56.7 M	71.4 M	165 M	199 M	57.7 M
Acenaphthylene	<12 µg/kg	TM218		<12 M	<12 M	<12 M	46 M	<12 M	<12 M
Acenaphthene	<8 µg/kg	TM218		57.7 M	<8 M	<8 M	74.2 M	43.5 M	<8 M
Fluorene	<10 µg/kg	TM218		58.5 M	90.2 M	85.3 M	85.8 M	99.5 M	43.5 M
Phenanthrene	<15 µg/kg	TM218		249 M	95.9 M	116 M	964 M	91.2 M	55.6 M
Anthracene	<16 µg/kg	TM218		158 M	105 M	54.5 M	205 M	47.6 M	<16 M
Fluoranthene	<17 µg/kg	TM218		164 M	45.4 M	25.8 M	1950 M	<17 M	<17 M
Pyrene	<15 µg/kg	TM218		220 M	48 M	32.1 M	1520 M	21.4 M	<15 M
Benz(a)anthracene	<14 µg/kg	TM218		91.5 M	46.7 M	36.9 M	1210 M	23.4 M	17.5 M
Chrysene	<10 µg/kg	TM218		129 M	92.4 M	40.8 M	1270 M	35 M	23.7 M
Benzo(b)fluoranthene	<15 µg/kg	TM218		172 M	66.5 M	55.6 M	2470 M	35.1 M	22.4 M
Benzo(k)fluoranthene	<14 µg/kg	TM218		50.2 M	<14 M	<14 M	735 M	<14 M	<14 M
Benzo(a)pyrene	<15 µg/kg	TM218		84.6 M	18 M	<15 M	1490 M	<15 M	24.3 M
Indeno(1,2,3-cd)pyrene	<18 µg/kg	TM218		57 M	<18 M	<18 M	1050 M	<18 M	<18 M
Dibenzo(a,h)anthracene	<23 µg/kg	TM218		<23 M	<23 M	<23 M	333 M	<23 M	<23 M
Benzo(g,h,i)perylene	<24 µg/kg	TM218		68.9 M	<24 M	<24 M	1210 M	<24 M	<24 M
PAH, Total Detected USEPA 16	<118 µg/kg	TM218		1590	665	519	14800	595	245

CERTIFICATE OF ANALYSIS

SDG:	140703-86	**Location:**	Coed Darcy	**Order Number:**	CD0729
Job:	H_ATKINS_LDC-224	**Customer:**	Atkins Global Ltd	**Report Number:**	278222
Client Reference:	Site Wide Trial Pitting	**Attention:**	Jack Lowrie	**Superseded Report:**	

PAH by GCMS

Results Legend

#	ISO17025 accredited.
M	*m*CERTS accredited.
aq	Aqueous / settled sample.
diss.filt	Dissolved / filtered sample.
tot.unfilt	Total / unfiltered sample.
*	Subcontracted test.
**	% recovery of the surrogate standard to check the efficiency of the method. The results of individual compounds within samples aren't corrected for the recovery
(F)	Trigger breach confirmed
1-5&+§@	Sample deviation (see appendix)

Component	LOD/Units	Method	Customer Sample Ref.	IP148	IP150	IP150	IP150	IP152	IP152
			Depth (m)	3.50	0.50	1.50	2.50	0.50	1.50
			Sample Type	Soil/Solid	Soil/Solid	Soil/Solid	Soil/Solid	Soil/Solid	Soil/Solid
			Date Sampled	01/07/2014	01/07/2014	01/07/2014	01/07/2014	01/07/2014	01/07/2014
			Sample Time	.	.	.	.	.	.
			Date Received	03/07/2014	03/07/2014	03/07/2014	03/07/2014	03/07/2014	03/07/2014
			SDG Ref	140703-86	140703-86	140703-86	140703-86	140703-86	140703-86
			Lab Sample No.(s)	9551835	9551897	9551903	9551907	9551996	9552000
			AGS Reference						
Naphthalene-d8 % recovery**	%	TM218		85.3	101	77.9	87.1	94	92.8
Acenaphthene-d10 % recovery**	%	TM218		85.1	103	75.2	82.6	94.9	91.5
Phenanthrene-d10 % recovery**	%	TM218		82.1	103	72.6	80.3	91.8	90.6
Chrysene-d12 % recovery**	%	TM218		90.2	111	77.9	85.9	93.1	82.8
Perylene-d12 % recovery**	%	TM218		91.7	107	73.1	85.9	88.3	87.6
Naphthalene	<9 µg/kg	TM218		280 M	33.8 M	45.6 M	<9 M	12.5 M	20.3 M
Acenaphthylene	<12 µg/kg	TM218		16 M	<12 M	<12 M	<12 M	<12 M	<12 M
Acenaphthene	<8 µg/kg	TM218		43 M	12.4 M	<8 M	<8 M	<8 M	<8 M
Fluorene	<10 µg/kg	TM218		138 M	27.1 M	<10 M	<10 M	<10 M	<10 M
Phenanthrene	<15 µg/kg	TM218		228 M	195 M	542 M	91.8 M	175 M	83.2 M
Anthracene	<16 µg/kg	TM218		42.3 M	36.9 M	35 M	<16 M	<16 M	<16 M
Fluoranthene	<17 µg/kg	TM218		19.6 M	136 M	63.7 M	<17 M	49.8 M	55.8 M
Pyrene	<15 µg/kg	TM218		25.1 M	111 M	58 M	<15 M	31.8 M	41.1 M
Benz(a)anthracene	<14 µg/kg	TM218		26.4 M	66.2 M	21.6 M	19.2 M	31 M	37.9 M
Chrysene	<10 µg/kg	TM218		45.4 M	161 M	164 M	47.1 M	128 M	49.6 M
Benzo(b)fluoranthene	<15 µg/kg	TM218		28.7 M	136 M	270 M	44 M	122 M	52.1 M
Benzo(k)fluoranthene	<14 µg/kg	TM218		<14 M	44.5 M	17.1 M	<14 M	18.6 M	16.4 M
Benzo(a)pyrene	<15 µg/kg	TM218		<15 M	67 M	<15 M	<15 M	23.3 M	19.5 M
Indeno(1,2,3-cd)pyrene	<18 µg/kg	TM218		<18 M	38.4 M	<18 M	<18 M	<18 M	<18 M
Dibenzo(a,h)anthracene	<23 µg/kg	TM218		<23 M	<23 M	26.7 M	<23 M	<23 M	<23 M
Benzo(g,h,i)perylene	<24 µg/kg	TM218		<24 M	48.6 M	<24 M	<24 M	<24 M	<24 M
PAH, Total Detected USEPA 16	<118 µg/kg	TM218		893	1110	1240	202	592	376

CERTIFICATE OF ANALYSIS

SDG:	140703-86	**Location:**	Coed Darcy	**Order Number:**	CD0729
Job:	H_ATKINS_LDC-224	**Customer:**	Atkins Global Ltd	**Report Number:**	278222
Client Reference:	Site Wide Trial Pitting	**Attention:**	Jack Lowrie	**Superseded Report:**	

PAH by GCMS

Results Legend

#	ISO17025 accredited.
M	*m*CERTS accredited.
aq	Aqueous / settled sample.
diss.filt	Dissolved / filtered sample.
tot.unfilt	Total / unfiltered sample.
*	Subcontracted test.
**	% recovery of the surrogate standard to check the efficiency of the method. The results of individual compounds within samples aren't corrected for the recovery
(F)	Trigger breach confirmed
1-5&+§@	Sample deviation (see appendix)

Component	LOD/Units	Method	Customer Sample Ref.	IP152	IP153	IP153	IP153	IP153	IP153
			Depth (m)	2.50	0.50	1.50	2.50	3.50	4.00
			Sample Type	Soil/Solid	Soil/Solid	Soil/Solid	Soil/Solid	Soil/Solid	Soil/Solid
			Date Sampled	01/07/2014	01/07/2014	01/07/2014	01/07/2014	01/07/2014	01/07/2014
			Sample Time	.	.	.	.	.	.
			Date Received	03/07/2014	03/07/2014	03/07/2014	03/07/2014	03/07/2014	03/07/2014
			SDG Ref	140703-86	140703-86	140703-86	140703-86	140703-86	140703-86
			Lab Sample No.(s)	9552004	9551974	9551978	9551982	9551987	9551991
			AGS Reference						
Naphthalene-d8 % recovery**	%	TM218		94.7	92.6	97.5	92.3	95.1	93.2
Acenaphthene-d10 % recovery**	%	TM218		93.1	96.4	96.2	95.1	96.6	94.6
Phenanthrene-d10 % recovery**	%	TM218		92.3	95.6	95.3	97.2	94.4	93
Chrysene-d12 % recovery**	%	TM218		85	96.3	94.5	105	96.2	95.7
Perylene-d12 % recovery**	%	TM218		90	105	103	120	107	106
Naphthalene	<9 µg/kg	TM218		147 M	<9 M	<9 M	13.9 M	<9 M	<9 M
Acenaphthylene	<12 µg/kg	TM218		<12 M	<12 M	<12 M	<12 M	<12 M	<12 M
Acenaphthene	<8 µg/kg	TM218		21.2 M	25.3 M	<8 M	<8 M	<8 M	<8 M
Fluorene	<10 µg/kg	TM218		26.8 M	53.4 M	<10 M	<10 M	<10 M	<10 M
Phenanthrene	<15 µg/kg	TM218		223 M	193 M	34.7 M	99.3 M	27.4 M	31.3 M
Anthracene	<16 µg/kg	TM218		<16 M	180 M	<16 M	116 M	<16 M	<16 M
Fluoranthene	<17 µg/kg	TM218		212 M	106 M	<17 M	75.2 M	<17 M	<17 M
Pyrene	<15 µg/kg	TM218		149 M	246 M	<15 M	294 M	<15 M	<15 M
Benz(a)anthracene	<14 µg/kg	TM218		79 M	58 M	30.4 M	42.5 M	<14 M	<14 M
Chrysene	<10 µg/kg	TM218		120 M	125 M	16.2 M	115 M	<10 M	<10 M
Benzo(b)fluoranthene	<15 µg/kg	TM218		172 M	105 M	<15 M	81.8 M	<15 M	<15 M
Benzo(k)fluoranthene	<14 µg/kg	TM218		52.5 M	21.8 M	<14 M	16.4 M	<14 M	<14 M
Benzo(a)pyrene	<15 µg/kg	TM218		75.8 M	35.4 M	<15 M	38.5 M	<15 M	<15 M
Indeno(1,2,3-cd)pyrene	<18 µg/kg	TM218		53.5 M	21.1 M	<18 M	22.5 M	<18 M	<18 M
Dibenzo(a,h)anthracene	<23 µg/kg	TM218		<23 M	<23 M	<23 M	<23 M	<23 M	<23 M
Benzo(g,h,i)perylene	<24 µg/kg	TM218		65.6 M	<24 M	<24 M	31.1 M	<24 M	<24 M
PAH, Total Detected USEPA 16	<118 µg/kg	TM218		1400	1170	<118	947	<118	<118

CERTIFICATE OF ANALYSIS

SDG:	140703-86	**Location:**	Coed Darcy	**Order Number:**	CD0729
Job:	H_ATKINS_LDC-224	**Customer:**	Atkins Global Ltd	**Report Number:**	278222
Client Reference:	Site Wide Trial Pitting	**Attention:**	Jack Lowrie	**Superseded Report:**	

PAH by GCMS

Results Legend

#	ISO17025 accredited.
M	*m*CERTS accredited.
aq	Aqueous / settled sample.
diss.filt	Dissolved / filtered sample.
tot.unfilt	Total / unfiltered sample.
*	Subcontracted test.
**	% recovery of the surrogate standard to check the efficiency of the method. The results of individual compounds within samples aren't corrected for the recovery
(F)	Trigger breach confirmed
1-5&+§@	Sample deviation (see appendix)

Component	LOD/Units	Method	Customer Sample Ref.	IP158	IP158	IP158	IP158	IP199	IP199
			Depth (m)	0.50	1.50	2.50	3.50	0.50	1.00
			Sample Type	Soil/Solid	Soil/Solid	Soil/Solid	Soil/Solid	Soil/Solid	Soil/Solid
			Date Sampled	01/07/2014	01/07/2014	01/07/2014	01/07/2014	01/07/2014	01/07/2014
			Sample Time	.	.	.	.	.	.
			Date Received	03/07/2014	03/07/2014	03/07/2014	03/07/2014	03/07/2014	03/07/2014
			SDG Ref	140703-86	140703-86	140703-86	140703-86	140703-86	140703-86
			Lab Sample No.(s)	9552014	9552064	9551640	9551660	9551636	9551707
			AGS Reference						
Naphthalene-d8 % recovery**	%	TM218		97.4	84.4	83.8	86.5	97	112
Acenaphthene-d10 % recovery**	%	TM218		97.7	80.8	81.3	82.2	94.3	109
Phenanthrene-d10 % recovery**	%	TM218		96.8	79.1	80.3	79.7	90.2	105
Chrysene-d12 % recovery**	%	TM218		97.4	86	88.8	82.9	86.6	104
Perylene-d12 % recovery**	%	TM218		105	84.4	87.9	79.3	91.5	114
Naphthalene	<9 µg/kg	TM218		34.2 M	<9 M	<9 M	17.7 M	<9 M	25.6 M
Acenaphthylene	<12 µg/kg	TM218		32.1 M	<12 M	<12 M	<12 M	<12 M	<12 M
Acenaphthene	<8 µg/kg	TM218		79.7 M	<8 M	<8 M	<8 M	<8 M	<8 M
Fluorene	<10 µg/kg	TM218		208 M	<10 M	12.2 M	<10 M	<10 M	<10 M
Phenanthrene	<15 µg/kg	TM218		481 M	46.1 M	88.8 M	42.3 M	165 M	42.6 M
Anthracene	<16 µg/kg	TM218		517 M	<16 M	41.1 M	<16 M	<16 M	<16 M
Fluoranthene	<17 µg/kg	TM218		139 M	<17 M	20.8 M	<17 M	65.1 M	25.8 M
Pyrene	<15 µg/kg	TM218		368 M	18.5 M	50.8 M	<15 M	39.1 M	<15 M
Benz(a)anthracene	<14 µg/kg	TM218		32.5 M	22.3 M	29.4 M	18.6 M	35.7 M	<14 M
Chrysene	<10 µg/kg	TM218		150 M	25.3 M	68.5 M	31.3 M	137 M	<10 M
Benzo(b)fluoranthene	<15 µg/kg	TM218		66.6 M	31.2 M	47.2 M	31.2 M	92 M	<15 M
Benzo(k)fluoranthene	<14 µg/kg	TM218		<14 M	<14 M	<14 M	<14 M	23.5 M	<14 M
Benzo(a)pyrene	<15 µg/kg	TM218		36.3 M	<15 M	<15 M	<15 M	30 M	<15 M
Indeno(1,2,3-cd)pyrene	<18 µg/kg	TM218		<18 M	<18 M	<18 M	<18 M	21.2 M	<18 M
Dibenzo(a,h)anthracene	<23 µg/kg	TM218		<23 M	<23 M	<23 M	<23 M	<23 M	<23 M
Benzo(g,h,i)perylene	<24 µg/kg	TM218		<24 M	<24 M	<24 M	<24 M	<24 M	<24 M
PAH, Total Detected USEPA 16	<118 µg/kg	TM218		2150	143	359	141	608	<118

CERTIFICATE OF ANALYSIS

SDG:	140703-86	**Location:**	Coed Darcy	**Order Number:**	CD0729
Job:	H_ATKINS_LDC-224	**Customer:**	Atkins Global Ltd	**Report Number:**	278222
Client Reference:	Site Wide Trial Pitting	**Attention:**	Jack Lowrie	**Superseded Report:**	

PAH by GCMS

Results Legend

#	ISO17025 accredited.
M	*m*CERTS accredited.
aq	Aqueous / settled sample.
diss.filt	Dissolved / filtered sample.
tot.unfilt	Total / unfiltered sample.
*	Subcontracted test.
**	% recovery of the surrogate standard to check the efficiency of the method. The results of individual compounds within samples aren't corrected for the recovery
(F)	Trigger breach confirmed
1-5&+§@	Sample deviation (see appendix)

Component	LOD/Units	Method	Customer Sample Ref.	IP199	IP199	IP211	IP211	IP211	IP227
			Depth (m)	1.50	2.50	0.50	1.50	2.50	0.50
			Sample Type	Soil/Solid	Soil/Solid	Soil/Solid	Soil/Solid	Soil/Solid	Soil/Solid
			Date Sampled	01/07/2014	01/07/2014	01/07/2014	01/07/2014	01/07/2014	01/07/2014
			Sample Time	.	.	.	.	.	.
			Date Received	03/07/2014	03/07/2014	03/07/2014	03/07/2014	03/07/2014	03/07/2014
			SDG Ref	140703-86	140703-86	140703-86	140703-86	140703-86	140703-86
			Lab Sample No.(s)	9551760	9551807	9551859	9551916	9551964	9551756
			AGS Reference						
Naphthalene-d8 % recovery**	%	TM218		93.9	97.7	99.4	102	91.8	95.1
Acenaphthene-d10 % recovery**	%	TM218		90.8	94.2	96.6	97.7	89	93.2
Phenanthrene-d10 % recovery**	%	TM218		87	90.3	91.9	94.5	86.4	89.8
Chrysene-d12 % recovery**	%	TM218		83.1	89	88.7	89.3	88.5	104
Perylene-d12 % recovery**	%	TM218		84	94.3	91.5	93.9	94.2	99.7
Naphthalene	<9 µg/kg	TM218		22.4 M	25.8 M	50.4 M	13.4 M	<9 M	14.4 M
Acenaphthylene	<12 µg/kg	TM218		<12 M	<12 M	<12 M	<12 M	<12 M	<12 M
Acenaphthene	<8 µg/kg	TM218		<8 M	27.9 M	<8 M	30.5 M	<8 M	16.2 M
Fluorene	<10 µg/kg	TM218		<10 M	<10 M	<10 M	<10 M	<10 M	13.6 M
Phenanthrene	<15 µg/kg	TM218		49.4 M	158 M	270 M	68.5 M	<15 M	157 M
Anthracene	<16 µg/kg	TM218		<16 M	<16 M	39.8 M	<16 M	<16 M	22.5 M
Fluoranthene	<17 µg/kg	TM218		37.7 M	<17 M	451 M	<17 M	<17 M	193 M
Pyrene	<15 µg/kg	TM218		30.2 M	29.7 M	347 M	<15 M	<15 M	132 M
Benz(a)anthracene	<14 µg/kg	TM218		28.5 M	27.6 M	365 M	24 M	<14 M	98.1 M
Chrysene	<10 µg/kg	TM218		27.8 M	75.1 M	601 M	25 M	<10 M	128 M
Benzo(b)fluoranthene	<15 µg/kg	TM218		31 M	143 M	661 M	29.3 M	21.6 M	148 M
Benzo(k)fluoranthene	<14 µg/kg	TM218		<14 M	21.6 M	198 M	<14 M	<14 M	55 M
Benzo(a)pyrene	<15 µg/kg	TM218		<15 M	<15 M	411 M	<15 M	<15 M	87.9 M
Indeno(1,2,3-cd)pyrene	<18 µg/kg	TM218		<18 M	<18 M	279 M	<18 M	<18 M	49.3 M
Dibenzo(a,h)anthracene	<23 µg/kg	TM218		<23 M	<23 M	118 M	<23 M	<23 M	<23 M
Benzo(g,h,i)perylene	<24 µg/kg	TM218		<24 M	40.1 M	298 M	<24 M	<24 M	61.6 M
PAH, Total Detected USEPA 16	<118 µg/kg	TM218		227	548	4090	191	<118	1180

CERTIFICATE OF ANALYSIS

SDG:	140703-86	**Location:**	Coed Darcy	**Order Number:**	CD0729
Job:	H_ATKINS_LDC-224	**Customer:**	Atkins Global Ltd	**Report Number:**	278222
Client Reference:	Site Wide Trial Pitting	**Attention:**	Jack Lowrie	**Superseded Report:**	

PAH by GCMS

Results Legend	
#	ISO17025 accredited.
M	*m*CERTS accredited.
aq	Aqueous / settled sample.
diss.filt	Dissolved / filtered sample.
tot.unfilt	Total / unfiltered sample.
*	Subcontracted test.
**	% recovery of the surrogate standard to check the efficiency of the method. The results of individual compounds within samples aren't corrected for the recovery
(F)	Trigger breach confirmed
1-5&+§@	Sample deviation (see appendix)

Component	LOD/Units	Method	Customer Sample Ref.	IP227	IP228	IP229	IP230	IP230	IP244
			Depth (m)	1.50	0.50	0.50	0.50	1.50	0.50
			Sample Type	Soil/Solid	Soil/Solid	Soil/Solid	Soil/Solid	Soil/Solid	Soil/Solid
			Date Sampled	01/07/2014	01/07/2014	01/07/2014	01/07/2014	01/07/2014	01/07/2014
			Sample Time	.	.	.	.	.	.
			Date Received	03/07/2014	03/07/2014	03/07/2014	03/07/2014	03/07/2014	03/07/2014
			SDG Ref	140703-86	140703-86	140703-86	140703-86	140703-86	140703-86
			Lab Sample No.(s)	9551764	9551752	9551769	9551773	9551777	9551781
			AGS Reference						
Naphthalene-d8 % recovery**	%	TM218		100	95.6	95.3	97.9	89.7	97.2
Acenaphthene-d10 % recovery**	%	TM218		99.9	93.5	93.9	94.7	86.2	94.7
Phenanthrene-d10 % recovery**	%	TM218		98.3	91.1	92.3	91.8	83	93.5
Chrysene-d12 % recovery**	%	TM218		91.1	94.9	101	93.4	82.5	97.5
Perylene-d12 % recovery**	%	TM218		96.9	90.7	103	82.8	84.5	97.9
Naphthalene	<9 µg/kg	TM218		<9 M	<9 M	<9 M	<9 M	<9 M	22.9 M
Acenaphthylene	<12 µg/kg	TM218		<12 M	<12 M	<12 M	<12 M	<12 M	<12 M
Acenaphthene	<8 µg/kg	TM218		<8 M	<8 M	<8 M	<8 M	<8 M	<8 M
Fluorene	<10 µg/kg	TM218		<10 M	<10 M	<10 M	<10 M	<10 M	<10 M
Phenanthrene	<15 µg/kg	TM218		45.4 M	<15 M	65.8 M	90.5 M	62.4 M	148 M
Anthracene	<16 µg/kg	TM218		<16 M	<16 M	<16 M	<16 M	<16 M	20 M
Fluoranthene	<17 µg/kg	TM218		<17 M	<17 M	<17 M	<17 M	<17 M	155 M
Pyrene	<15 µg/kg	TM218		<15 M	<15 M	<15 M	<15 M	<15 M	120 M
Benz(a)anthracene	<14 µg/kg	TM218		<14 M	29.8 M	27.4 M	19.5 M	21.8 M	91.9 M
Chrysene	<10 µg/kg	TM218		19.8 M	18.9 M	37.6 M	30.5 M	33.7 M	117 M
Benzo(b)fluoranthene	<15 µg/kg	TM218		27.1 M	26.7 M	41.7 M	27.7 M	27.5 M	137 M
Benzo(k)fluoranthene	<14 µg/kg	TM218		<14 M	<14 M	<14 M	<14 M	<14 M	47.4 M
Benzo(a)pyrene	<15 µg/kg	TM218		<15 M	<15 M	<15 M	<15 M	<15 M	89.8 M
Indeno(1,2,3-cd)pyrene	<18 µg/kg	TM218		<18 M	<18 M	<18 M	<18 M	<18 M	49.1 M
Dibenzo(a,h)anthracene	<23 µg/kg	TM218		<23 M	<23 M	<23 M	<23 M	<23 M	<23 M
Benzo(g,h,i)perylene	<24 µg/kg	TM218		<24 M	<24 M	<24 M	<24 M	<24 M	61.7 M
PAH, Total Detected USEPA 16	<118 µg/kg	TM218		<118	<118	173	168	145	1060

CERTIFICATE OF ANALYSIS

SDG:	140703-86	**Location:**	Coed Darcy	**Order Number:**	CD0729
Job:	H_ATKINS_LDC-224	**Customer:**	Atkins Global Ltd	**Report Number:**	278222
Client Reference:	Site Wide Trial Pitting	**Attention:**	Jack Lowrie	**Superseded Report:**	

PAH by GCMS

Results Legend

#	ISO17025 accredited.
M	*m*CERTS accredited.
aq	Aqueous / settled sample.
diss.filt	Dissolved / filtered sample.
tot.unfilt	Total / unfiltered sample.
*	Subcontracted test.
**	% recovery of the surrogate standard to check the efficiency of the method. The results of individual compounds within samples aren't corrected for the recovery
(F)	Trigger breach confirmed
1-5&+§@	Sample deviation (see appendix)

Component	LOD/Units	Method	Customer Sample Ref.	IP245	IP246	IP271	IP272	IP272	IP301
			Depth (m)	0.30	0.30	0.80	0.30	1.00	1.00
			Sample Type	Soil/Solid	Soil/Solid	Soil/Solid	Soil/Solid	Soil/Solid	Soil/Solid
			Date Sampled	01/07/2014	01/07/2014	01/07/2014	01/07/2014	01/07/2014	01/07/2014
			Sample Time	.	.	.	.	.	.
			Date Received	03/07/2014	03/07/2014	03/07/2014	03/07/2014	03/07/2014	03/07/2014
			SDG Ref	140703-86	140703-86	140703-86	140703-86	140703-86	140703-86
			Lab Sample No.(s)	9551785	9551789	9551793	9551798	9551802	9551812
			AGS Reference						
Naphthalene-d8 % recovery**	%	TM218		97.2	95.5	93.9	94.5	92.8	96
Acenaphthene-d10 % recovery**	%	TM218		97	92.1	94.6	92.6	95.4	94.8
Phenanthrene-d10 % recovery**	%	TM218		96.6	94.3	96.4	94.3	94	94.1
Chrysene-d12 % recovery**	%	TM218		98.3	99.1	95	98.2	96	94.2
Perylene-d12 % recovery**	%	TM218		87.8	89.7	79.4	89.4	81.9	81.3
Naphthalene	<9 µg/kg	TM218		40.7 M	15.6 M	2380 M	13.3 M	23.6 M	114 M
Acenaphthylene	<12 µg/kg	TM218		<12 M	<12 M	<12 M	<12 M	<12 M	<12 M
Acenaphthene	<8 µg/kg	TM218		<8 M	<8 M	19.9 M	<8 M	<8 M	<8 M
Fluorene	<10 µg/kg	TM218		<10 M	<10 M	209 M	<10 M	<10 M	<10 M
Phenanthrene	<15 µg/kg	TM218		505 M	329 M	2360 M	172 M	1360 M	2010 M
Anthracene	<16 µg/kg	TM218		<16 M	<16 M	61.3 M	<16 M	<16 M	<16 M
Fluoranthene	<17 µg/kg	TM218		82.4 M	43.8 M	213 M	89 M	145 M	180 M
Pyrene	<15 µg/kg	TM218		39.8 M	17.5 M	131 M	60.2 M	41.9 M	65.5 M
Benz(a)anthracene	<14 µg/kg	TM218		28.8 M	23.3 M	41 M	71.9 M	24 M	37.4 M
Chrysene	<10 µg/kg	TM218		304 M	203 M	1210 M	139 M	403 M	992 M
Benzo(b)fluoranthene	<15 µg/kg	TM218		184 M	133 M	602 M	88.5 M	453 M	509 M
Benzo(k)fluoranthene	<14 µg/kg	TM218		24.9 M	<14 M	35.2 M	26.8 M	39.4 M	37.4 M
Benzo(a)pyrene	<15 µg/kg	TM218		<15 M	<15 M	24.4 M	32.7 M	<15 M	20.3 M
Indeno(1,2,3-cd)pyrene	<18 µg/kg	TM218		21.8 M	<18 M	33.4 M	23.7 M	26 M	37.5 M
Dibenzo(a,h)anthracene	<23 µg/kg	TM218		29.7 M	<23 M	77.7 M	<23 M	55.1 M	77.9 M
Benzo(g,h,i)perylene	<24 µg/kg	TM218		28.3 M	<24 M	37.9 M	<24 M	<24 M	36.9 M
PAH, Total Detected USEPA 16	<118 µg/kg	TM218		1290	765	7430	717	2570	4120

CERTIFICATE OF ANALYSIS

SDG:	140703-86	**Location:**	Coed Darcy	**Order Number:**	CD0729
Job:	H_ATKINS_LDC-224	**Customer:**	Atkins Global Ltd	**Report Number:**	278222
Client Reference:	Site Wide Trial Pitting	**Attention:**	Jack Lowrie	**Superseded Report:**	

TPH CWG (S)

Results Legend

#	ISO17025 accredited.
M	*m*CERTS accredited.
aq	Aqueous / settled sample.
diss.filt	Dissolved / filtered sample.
tot.unfilt	Total / unfiltered sample.
*	Subcontracted test.
**	% recovery of the surrogate standard to check the efficiency of the method. The results of individual compounds within samples aren't corrected for the recovery
(F)	Trigger breach confirmed
1-5&+§@	Sample deviation (see appendix)

Component	LOD/Units	Method	Customer Sample Ref.	IP023	IP023	IP023	IP023	IP047	IP047
			Depth (m)	0.50	1.50	2.50	3.50	0.50	1.50
			Sample Type	Soil/Solid	Soil/Solid	Soil/Solid	Soil/Solid	Soil/Solid	Soil/Solid
			Date Sampled	01/07/2014	01/07/2014	01/07/2014	01/07/2014	01/07/2014	01/07/2014
			Sample Time	.	.	.	.	.	.
			Date Received	03/07/2014	03/07/2014	03/07/2014	03/07/2014	03/07/2014	03/07/2014
			SDG Ref	140703-86	140703-86	140703-86	140703-86	140703-86	140703-86
			Lab Sample No.(s)	9552094	9552098	9552102	9552106	9552111	9551647
			AGS Reference						
GRO Surrogate % recovery**	%	TM089		86	103	104	103	25	92
GRO TOT (Moisture Corrected)	<44 µg/kg	TM089		4300 M	568 M	27400 M	199000 M	3610 M	976 M
Methyl tertiary butyl ether (MTBE)	<5 µg/kg	TM089		<20 M	<20 M	<20 M	<20 M	<20 M	<20 M
Benzene	<10 µg/kg	TM089		<40 M	<40 M	<40 M	88.8 M	<40 M	<40 M
Toluene	<2 µg/kg	TM089		<8 M	<8 M	<8 M	<8 M	<8 M	<8 M
Ethylbenzene	<3 µg/kg	TM089		<12 M	<12 M	<12 M	<12 M	<12 M	<12 M
m,p-Xylene	<6 µg/kg	TM089		<24 M	<24 M	<24 M	<24 M	<24 M	<24 M
o-Xylene	<3 µg/kg	TM089		<12 M	<12 M	<12 M	<12 M	<12 M	<12 M
sum of detected mpo xylene by GC	<9 µg/kg	TM089		<36	<36	<36	<36	<9	<36
sum of detected BTEX by GC	<24 µg/kg	TM089		<96	<96	<96	<96	<24	<96
Aliphatics >C5-C6	<10 µg/kg	TM089		<40	<40	<40	215	<40	<40
Aliphatics >C6-C8	<10 µg/kg	TM089		547	60	457	28900	187	84.2
Aliphatics >C8-C10	<10 µg/kg	TM089		1100	105	7660	68900	513	128
Aliphatics >C10-C12	<10 µg/kg	TM089		1140	185	8510	33200	1530	381
Aliphatics >C12-C16	<100 µg/kg	TM173		156000	29900	622000	288000	3030000	31300
Aliphatics >C16-C21	<100 µg/kg	TM173		560000	142000	1030000	381000	11900000	179000
Aliphatics >C21-C35	<100 µg/kg	TM173		821000	227000	301000	21500	14700000	278000
Aliphatics >C35-C44	<100 µg/kg	TM173		104000	26900	23900	<100	1530000	30300
Total Aliphatics >C12-C44	<100 µg/kg	TM173		1640000	426000	1980000	690000	31100000	519000
Aromatics >EC5-EC7	<10 µg/kg	TM089		<40	<40	<40	88.8	<40	<40
Aromatics >EC7-EC8	<10 µg/kg	TM089		<40	<40	<40	<40	<40	<40
Aromatics >EC8-EC10	<10 µg/kg	TM089		735	82.5	5110	45900	343	107
Aromatics >EC10-EC12	<10 µg/kg	TM089		757	123	5670	22100	1020	254
Aromatics >EC12-EC16	<100 µg/kg	TM173		20000	15000	184000	95700	241000	3240
Aromatics >EC16-EC21	<100 µg/kg	TM173		138000	110000	410000	159000	3000000	47600
Aromatics >EC21-EC35	<100 µg/kg	TM173		218000	152000	191000	13500	4670000	109000
Aromatics >EC35-EC44	<100 µg/kg	TM173		38300	21900	25600	<100	811000	21300
Aromatics >EC40-EC44	<100 µg/kg	TM173		12000	7510	9130	<100	289000	7280
Total Aromatics >EC12-EC44	<100 µg/kg	TM173		414000	299000	811000	268000	8720000	181000
Total Aliphatics & Aromatics >C5-C44	<100 µg/kg	TM173		2060000	725000	2820000	1160000	39800000	701000

CERTIFICATE OF ANALYSIS

SDG:	140703-86	**Location:**	Coed Darcy	**Order Number:**	CD0729
Job:	H_ATKINS_LDC-224	**Customer:**	Atkins Global Ltd	**Report Number:**	278222
Client Reference:	Site Wide Trial Pitting	**Attention:**	Jack Lowrie	**Superseded Report:**	

TPH CWG (S)

Results Legend

#	ISO17025 accredited.
M	*m*CERTS accredited.
aq	Aqueous / settled sample.
diss.filt	Dissolved / filtered sample.
tot.unfilt	Total / unfiltered sample.
*	Subcontracted test.
**	% recovery of the surrogate standard to check the efficiency of the method. The results of individual compounds within samples aren't corrected for the recovery
(F)	Trigger breach confirmed
1-5&+§@	Sample deviation (see appendix)

Component	LOD/Units	Method	Customer Sample Ref.	IP047	IP047	IP049	IP049	IP049	IP049
			Depth (m)	2.50	3.00	0.50	1.30	1.50	2.40
			Sample Type	Soil/Solid	Soil/Solid	Soil/Solid	Soil/Solid	Soil/Solid	Soil/Solid
			Date Sampled	01/07/2014	01/07/2014	01/07/2014	01/07/2014	01/07/2014	01/07/2014
			Sample Time	.	.	.	.	.	.
			Date Received	03/07/2014	03/07/2014	03/07/2014	03/07/2014	03/07/2014	03/07/2014
			SDG Ref	140703-86	140703-86	140703-86	140703-86	140703-86	140703-86
			Lab Sample No.(s)	9551651	9551655	9552009	9552019	9552025	9552030
			AGS Reference						
GRO Surrogate % recovery**	%	TM089		16	101	89	116	84	93
GRO TOT (Moisture Corrected)	<44 µg/kg	TM089		16900 M	54700 M	273 M	<176 M	5000 M	4050 M
Methyl tertiary butyl ether (MTBE)	<5 µg/kg	TM089		<20 M	<20 M	<20 M	<20 M	<20 M	<20 M
Benzene	<10 µg/kg	TM089		<40 M	<40 M	<40 M	<40 M	<40 M	<40 M
Toluene	<2 µg/kg	TM089		10.6 M	<8 M	<8 M	<8 M	<8 M	<8 M
Ethylbenzene	<3 µg/kg	TM089		<12 M	<12 M	<12 M	<12 M	<12 M	<12 M
m,p-Xylene	<6 µg/kg	TM089		<24 M	<24 M	<24 M	<24 M	<24 M	<24 M
o-Xylene	<3 µg/kg	TM089		26 M	<12 M	<12 M	<12 M	<12 M	<12 M
sum of detected mpo xylene by GC	<9 µg/kg	TM089		<36	<36	<36	<36	<36	<36
sum of detected BTEX by GC	<24 µg/kg	TM089		<96	<96	<96	<96	<96	<96
Aliphatics >C5-C6	<10 µg/kg	TM089		41.3	<40	<40	<40	<40	<40
Aliphatics >C6-C8	<10 µg/kg	TM089		204	2750	<40	<40	49.3	80.1
Aliphatics >C8-C10	<10 µg/kg	TM089		1370	16700	47	<40	619	418
Aliphatics >C10-C12	<10 µg/kg	TM089		8600	14400	87.4	<40	2350	1950
Aliphatics >C12-C16	<100 µg/kg	TM173		3600000	71100	23600	3790	865000	553000
Aliphatics >C16-C21	<100 µg/kg	TM173		13800000	304000	101000	21000	1020000	733000
Aliphatics >C21-C35	<100 µg/kg	TM173		16800000	368000	198000	35700	125000	68500
Aliphatics >C35-C44	<100 µg/kg	TM173		2770000	35100	31000	4650	<100	<100
Total Aliphatics >C12-C44	<100 µg/kg	TM173		37000000	778000	354000	65100	2010000	1350000
Aromatics >EC5-EC7	<10 µg/kg	TM089		<40	<40	<40	<40	<40	<40
Aromatics >EC7-EC8	<10 µg/kg	TM089		<40	<40	<40	<40	<40	<40
Aromatics >EC8-EC10	<10 µg/kg	TM089		961	11100	<40	<40	413	282
Aromatics >EC10-EC12	<10 µg/kg	TM089		5740	9610	58.2	<40	1560	1300
Aromatics >EC12-EC16	<100 µg/kg	TM173		393000	18100	7590	668	271000	<100
Aromatics >EC16-EC21	<100 µg/kg	TM173		4210000	158000	71100	11300	524000	353000
Aromatics >EC21-EC35	<100 µg/kg	TM173		6130000	234000	190000	32200	95500	48900
Aromatics >EC35-EC44	<100 µg/kg	TM173		1170000	23700	50900	4310	879	1150
Aromatics >EC40-EC44	<100 µg/kg	TM173		434000	5740	18500	856	<100	<100
Total Aromatics >EC12-EC44	<100 µg/kg	TM173		11900000	434000	320000	48500	891000	403000
Total Aliphatics & Aromatics >C5-C44	<100 µg/kg	TM173		48900000	1270000	674000	114000	2900000	1760000

CERTIFICATE OF ANALYSIS

SDG:	140703-86	**Location:**	Coed Darcy	**Order Number:**	CD0729
Job:	H_ATKINS_LDC-224	**Customer:**	Atkins Global Ltd	**Report Number:**	278222
Client Reference:	Site Wide Trial Pitting	**Attention:**	Jack Lowrie	**Superseded Report:**	

TPH CWG (S)

Results Legend

#	ISO17025 accredited.
M	*m*CERTS accredited.
aq	Aqueous / settled sample.
diss.filt	Dissolved / filtered sample.
tot.unfilt	Total / unfiltered sample.
*	Subcontracted test.
**	% recovery of the surrogate standard to check the efficiency of the method. The results of individual compounds within samples aren't corrected for the recovery
(F)	Trigger breach confirmed
1-5&+§@	Sample deviation (see appendix)

Component	LOD/Units	Method	Customer Sample Ref.	IP049	IP053	IP053	IP053	IP053	IP058
			Depth (m)	3.40	0.50	0.90	1.80	3.00	0.50
			Sample Type	Soil/Solid	Soil/Solid	Soil/Solid	Soil/Solid	Soil/Solid	Soil/Solid
			Date Sampled	01/07/2014	01/07/2014	01/07/2014	01/07/2014	01/07/2014	01/07/2014
			Sample Time	.	.	.	.	.	.
			Date Received	03/07/2014	03/07/2014	03/07/2014	03/07/2014	03/07/2014	03/07/2014
			SDG Ref	140703-86	140703-86	140703-86	140703-86	140703-86	140703-86
			Lab Sample No.(s)	9552034	9552073	9552077	9552083	9552088	9551737
			AGS Reference						
GRO Surrogate % recovery**	%	TM089		118	47	36	130	18	87
GRO TOT (Moisture Corrected)	<44 µg/kg	TM089		1730 M	1640 M	11400 M	680 M	4970 M	2140 M
Methyl tertiary butyl ether (MTBE)	<5 µg/kg	TM089		<20 M	<20 M	<20 M	<20 M	<5 M	<20 M
Benzene	<10 µg/kg	TM089		<40 M	<40 M	<40 M	<40 M	<10 M	<40 M
Toluene	<2 µg/kg	TM089		<8 M	<8 M	<8 M	10.2 M	<2 M	<8 M
Ethylbenzene	<3 µg/kg	TM089		<12 M	<12 M	<12 M	<12 M	<3 M	<12 M
m,p-Xylene	<6 µg/kg	TM089		<24 M	<24 M	<24 M	<24 M	<6 M	<24 M
o-Xylene	<3 µg/kg	TM089		<12 M	<12 M	<12 M	<12 M	<3 M	<12 M
sum of detected mpo xylene by GC	<9 µg/kg	TM089		<36	<9	<9	<36	<9	<36
sum of detected BTEX by GC	<24 µg/kg	TM089		<96	<24	<24	<96	<24	<96
Aliphatics >C5-C6	<10 µg/kg	TM089		<40	<40	<40	<40	16.7	<40
Aliphatics >C6-C8	<10 µg/kg	TM089		117	<40	371	54.2	310	93.8
Aliphatics >C8-C10	<10 µg/kg	TM089		406	176	1800	219	1210	278
Aliphatics >C10-C12	<10 µg/kg	TM089		554	784	4790	128	1580	939
Aliphatics >C12-C16	<100 µg/kg	TM173		9220	714000	1990000	2170	1450000	75200
Aliphatics >C16-C21	<100 µg/kg	TM173		18200	2770000	5780000	15600	4990000	300000
Aliphatics >C21-C35	<100 µg/kg	TM173		<100	3960000	6760000	27000	6190000	344000
Aliphatics >C35-C44	<100 µg/kg	TM173		<100	418000	694000	3610	585000	50000
Total Aliphatics >C12-C44	<100 µg/kg	TM173		27400	7860000	15200000	48300	13200000	769000
Aromatics >EC5-EC7	<10 µg/kg	TM089		<40	<40	<40	<40	<10	<40
Aromatics >EC7-EC8	<10 µg/kg	TM089		<40	<40	<40	<40	<10	<40
Aromatics >EC8-EC10	<10 µg/kg	TM089		271	118	1200	160	807	190
Aromatics >EC10-EC12	<10 µg/kg	TM089		369	522	3190	84.8	1050	626
Aromatics >EC12-EC16	<100 µg/kg	TM173		3490	277000	1050000	520	735000	15800
Aromatics >EC16-EC21	<100 µg/kg	TM173		8970	1590000	3290000	9970	3060000	123000
Aromatics >EC21-EC35	<100 µg/kg	TM173		1860	2480000	3330000	20600	3350000	209000
Aromatics >EC35-EC44	<100 µg/kg	TM173		<100	452000	494000	4420	433000	58500
Aromatics >EC40-EC44	<100 µg/kg	TM173		<100	161000	184000	1710	146000	22200
Total Aromatics >EC12-EC44	<100 µg/kg	TM173		14300	4800000	8160000	35600	7580000	406000
Total Aliphatics & Aromatics >C5-C44	<100 µg/kg	TM173		43500	12700000	23400000	84600	20800000	1180000

CERTIFICATE OF ANALYSIS

SDG:	140703-86	**Location:**	Coed Darcy	**Order Number:**	CD0729
Job:	H_ATKINS_LDC-224	**Customer:**	Atkins Global Ltd	**Report Number:**	278222
Client Reference:	Site Wide Trial Pitting	**Attention:**	Jack Lowrie	**Superseded Report:**	

TPH CWG (S)

Results Legend

#	ISO17025 accredited.
M	*m*CERTS accredited.
aq	Aqueous / settled sample.
diss.filt	Dissolved / filtered sample.
tot.unfilt	Total / unfiltered sample.
*	Subcontracted test.
**	% recovery of the surrogate standard to check the efficiency of the method. The results of individual compounds within samples aren't corrected for the recovery
(F)	Trigger breach confirmed
1-5&+§@	Sample deviation (see appendix)

Component	LOD/Units	Method	Customer Sample Ref.	IP058	IP058	IP078	IP089	IP089	IP089
			Depth (m)	1.50	2.40	0.50	0.50	1.50	2.20
			Sample Type	Soil/Solid	Soil/Solid	Soil/Solid	Soil/Solid	Soil/Solid	Soil/Solid
			Date Sampled	01/07/2014	01/07/2014	01/07/2014	01/07/2014	01/07/2014	01/07/2014
			Sample Time	.	.	.	.	.	.
			Date Received	03/07/2014	03/07/2014	03/07/2014	03/07/2014	03/07/2014	03/07/2014
			SDG Ref	140703-86	140703-86	140703-86	140703-86	140703-86	140703-86
			Lab Sample No.(s)	9551743	9551748	9551733	9552039	9552043	9552047
			AGS Reference						
GRO Surrogate % recovery**	%	TM089		108	77	55	78	64	77
GRO TOT (Moisture Corrected)	<44 µg/kg	TM089		1080 M	337 M	12900 M	<176 M	<176 M	1280 M
Methyl tertiary butyl ether (MTBE)	<5 µg/kg	TM089		<20 M	<20 M	<20 M	<20 M	<20 M	<20 M
Benzene	<10 µg/kg	TM089		<40 M	<40 M	<40 M	<40 M	<40 M	<40 M
Toluene	<2 µg/kg	TM089		<8 M	<8 M	30.3 M	<8 M	<8 M	<8 M
Ethylbenzene	<3 µg/kg	TM089		<12 M	<12 M	<12 M	<12 M	<12 M	<12 M
m,p-Xylene	<6 µg/kg	TM089		<24 M	<24 M	<24 M	<24 M	<24 M	<24 M
o-Xylene	<3 µg/kg	TM089		<12 M	<12 M	<12 M	<12 M	<12 M	<12 M
sum of detected mpo xylene by GC	<9 µg/kg	TM089		<36	<9	<36	<36	<9	<36
sum of detected BTEX by GC	<24 µg/kg	TM089		<96	<24	<96	<96	<24	<96
Aliphatics >C5-C6	<10 µg/kg	TM089		<40	<40	71.4	<40	<40	<40
Aliphatics >C6-C8	<10 µg/kg	TM089		<40	46.6	881	<40	<40	<40
Aliphatics >C8-C10	<10 µg/kg	TM089		<40	62.2	2780	<40	<40	61.5
Aliphatics >C10-C12	<10 µg/kg	TM089		608	103	4380	<40	<40	672
Aliphatics >C12-C16	<100 µg/kg	TM173		104000	2030	371000	95600	67200	239000
Aliphatics >C16-C21	<100 µg/kg	TM173		219000	8290	1250000	655000	333000	543000
Aliphatics >C21-C35	<100 µg/kg	TM173		191000	6130	1540000	1260000	575000	799000
Aliphatics >C35-C44	<100 µg/kg	TM173		17800	<100	161000	192000	78200	237000
Total Aliphatics >C12-C44	<100 µg/kg	TM173		531000	16400	3320000	2200000	1050000	1820000
Aromatics >EC5-EC7	<10 µg/kg	TM089		<40	<40	<40	<40	<40	<40
Aromatics >EC7-EC8	<10 µg/kg	TM089		<40	<40	<40	<40	<40	<40
Aromatics >EC8-EC10	<10 µg/kg	TM089		<40	47.7	1850	<40	<40	47.5
Aromatics >EC10-EC12	<10 µg/kg	TM089		405	68.8	2920	<40	<40	448
Aromatics >EC12-EC16	<100 µg/kg	TM173		18600	<100	43800	29900	22100	11800
Aromatics >EC16-EC21	<100 µg/kg	TM173		93000	<100	372000	408000	237000	123000
Aromatics >EC21-EC35	<100 µg/kg	TM173		102000	<100	761000	1330000	562000	531000
Aromatics >EC35-EC44	<100 µg/kg	TM173		16900	<100	168000	367000	123000	282000
Aromatics >EC40-EC44	<100 µg/kg	TM173		6140	<100	65200	140000	43400	110000
Total Aromatics >EC12-EC44	<100 µg/kg	TM173		231000	<100	1340000	2140000	944000	947000
Total Aliphatics & Aromatics >C5-C44	<100 µg/kg	TM173		763000	16800	4680000	4340000	2000000	2770000

CERTIFICATE OF ANALYSIS

SDG:	140703-86	**Location:**	Coed Darcy	**Order Number:**	CD0729
Job:	H_ATKINS_LDC-224	**Customer:**	Atkins Global Ltd	**Report Number:**	278222
Client Reference:	Site Wide Trial Pitting	**Attention:**	Jack Lowrie	**Superseded Report:**	

TPH CWG (S)

Results Legend

#	ISO17025 accredited.
M	*m*CERTS accredited.
aq	Aqueous / settled sample.
diss.filt	Dissolved / filtered sample.
tot.unfilt	Total / unfiltered sample.
*	Subcontracted test.
**	% recovery of the surrogate standard to check the efficiency of the method. The results of individual compounds within samples aren't corrected for the recovery
(F)	Trigger breach confirmed
1-5&+§@	Sample deviation (see appendix)

Component	LOD/Units	Method	Customer Sample Ref.	IP092	IP092	IP092	IP092	IP096	IP096
			Depth (m)	0.50	1.50	2.50	3.50	0.50	1.50
			Sample Type	Soil/Solid	Soil/Solid	Soil/Solid	Soil/Solid	Soil/Solid	Soil/Solid
			Date Sampled	01/07/2014	01/07/2014	01/07/2014	01/07/2014	01/07/2014	01/07/2014
			Sample Time	.	.	.	.	.	.
			Date Received	03/07/2014	03/07/2014	03/07/2014	03/07/2014	03/07/2014	03/07/2014
			SDG Ref	140703-86	140703-86	140703-86	140703-86	140703-86	140703-86
			Lab Sample No.(s)	9552051	9552055	9552060	9552069	9551724	9551728
			AGS Reference						
GRO Surrogate % recovery**	%	TM089		83	111	105	118	72	124
GRO TOT (Moisture Corrected)	<44 µg/kg	TM089		214 M	<176 M	<176 M	<176 M	<176 M	22600 M
Methyl tertiary butyl ether (MTBE)	<5 µg/kg	TM089		<20 M	<20 M	<20 M	<20 M	<20 M	<20 M
Benzene	<10 µg/kg	TM089		<40 M	<40 M	<40 M	<40 M	<40 M	86.6 M
Toluene	<2 µg/kg	TM089		<8 M	<8 M	<8 M	<8 M	<8 M	<8 M
Ethylbenzene	<3 µg/kg	TM089		<12 M	<12 M	<12 M	<12 M	<12 M	<12 M
m,p-Xylene	<6 µg/kg	TM089		<24 M	<24 M	<24 M	<24 M	<24 M	<24 M
o-Xylene	<3 µg/kg	TM089		<12 M	<12 M	<12 M	<12 M	<12 M	<12 M
sum of detected mpo xylene by GC	<9 µg/kg	TM089		<36	<36	<36	<36	<36	<36
sum of detected BTEX by GC	<24 µg/kg	TM089		<96	<96	<96	<96	<96	<96
Aliphatics >C5-C6	<10 µg/kg	TM089		<40	<40	<40	<40	<40	250
Aliphatics >C6-C8	<10 µg/kg	TM089		<40	<40	<40	<40	<40	5980
Aliphatics >C8-C10	<10 µg/kg	TM089		<40	<40	<40	<40	<40	5490
Aliphatics >C10-C12	<10 µg/kg	TM089		82	<40	54.3	<40	<40	4270
Aliphatics >C12-C16	<100 µg/kg	TM173		58900	6920	23200	<100	199000	86000
Aliphatics >C16-C21	<100 µg/kg	TM173		305000	49700	133000	4020	1010000	272000
Aliphatics >C21-C35	<100 µg/kg	TM173		434000	73600	215000	5010	1570000	211000
Aliphatics >C35-C44	<100 µg/kg	TM173		52400	5860	27300	<100	191000	22000
Total Aliphatics >C12-C44	<100 µg/kg	TM173		850000	136000	399000	9030	2970000	591000
Aromatics >EC5-EC7	<10 µg/kg	TM089		<40	<40	<40	<40	<40	86.6
Aromatics >EC7-EC8	<10 µg/kg	TM089		<40	<40	<40	<40	<40	<40
Aromatics >EC8-EC10	<10 µg/kg	TM089		<40	<40	<40	<40	<40	3660
Aromatics >EC10-EC12	<10 µg/kg	TM089		54	<40	<40	<40	<40	2850
Aromatics >EC12-EC16	<100 µg/kg	TM173		22800	2260	7290	<100	23500	22500
Aromatics >EC16-EC21	<100 µg/kg	TM173		190000	25900	77400	1630	341000	137000
Aromatics >EC21-EC35	<100 µg/kg	TM173		367000	58700	177000	2500	1040000	218000
Aromatics >EC35-EC44	<100 µg/kg	TM173		71700	12500	34500	179	215000	68000
Aromatics >EC40-EC44	<100 µg/kg	TM173		25600	4250	11900	<100	79000	26700
Total Aromatics >EC12-EC44	<100 µg/kg	TM173		651000	99400	297000	4310	1620000	445000
Total Aliphatics & Aromatics >C5-C44	<100 µg/kg	TM173		1500000	236000	696000	13300	4590000	1060000

CERTIFICATE OF ANALYSIS

SDG:	140703-86	**Location:**	Coed Darcy	**Order Number:**	CD0729
Job:	H_ATKINS_LDC-224	**Customer:**	Atkins Global Ltd	**Report Number:**	278222
Client Reference:	Site Wide Trial Pitting	**Attention:**	Jack Lowrie	**Superseded Report:**	

TPH CWG (S)

Results Legend

#	ISO17025 accredited.
M	*m*CERTS accredited.
aq	Aqueous / settled sample.
diss.filt	Dissolved / filtered sample.
tot.unfilt	Total / unfiltered sample.
*	Subcontracted test.
**	% recovery of the surrogate standard to check the efficiency of the method. The results of individual compounds within samples aren't corrected for the recovery
(F)	Trigger breach confirmed
1-5&+§@	Sample deviation (see appendix)

Component	LOD/Units	Method	Customer Sample Ref.	IP110	IP110	IP110	IP112	IP112	IP112
			Depth (m)	0.50	1.40	2.50	0.50	1.50	2.50
			Sample Type	Soil/Solid	Soil/Solid	Soil/Solid	Soil/Solid	Soil/Solid	Soil/Solid
			Date Sampled	01/07/2014	01/07/2014	01/07/2014	01/07/2014	01/07/2014	01/07/2014
			Sample Time	.	.	.	.	.	.
			Date Received	03/07/2014	03/07/2014	03/07/2014	03/07/2014	03/07/2014	03/07/2014
			SDG Ref	140703-86	140703-86	140703-86	140703-86	140703-86	140703-86
			Lab Sample No.(s)	9551851	9551855	9551869	9551934	9551939	9551944
			AGS Reference						
GRO Surrogate % recovery**	%	TM089		97	93	114	101	102	101
GRO TOT (Moisture Corrected)	<44 µg/kg	TM089		<176 M	1610 M	66400 M	392 M	85.5 M	20200 M
Methyl tertiary butyl ether (MTBE)	<5 µg/kg	TM089		<20 M	<20 M	<20 M	<20 M	<5 M	<20 M
Benzene	<10 µg/kg	TM089		<40 M	<40 M	<40 M	<40 M	<10 M	<40 M
Toluene	<2 µg/kg	TM089		<8 M	<8 M	<8 M	<8 M	<2 M	<8 M
Ethylbenzene	<3 µg/kg	TM089		<12 M	<12 M	<12 M	<12 M	<3 M	<12 M
m,p-Xylene	<6 µg/kg	TM089		<24 M	<24 M	<24 M	<24 M	<6 M	<24 M
o-Xylene	<3 µg/kg	TM089		<12 M	<12 M	<12 M	<12 M	<3 M	<12 M
sum of detected mpo xylene by GC	<9 µg/kg	TM089		<9	<9	<9	<9	<9	<9
sum of detected BTEX by GC	<24 µg/kg	TM089		<24	<24	<24	<24	<24	<24
Aliphatics >C5-C6	<10 µg/kg	TM089		<40	<40	180	<40	<10	<40
Aliphatics >C6-C8	<10 µg/kg	TM089		<40	80.3	9550	<40	58.8	11100
Aliphatics >C8-C10	<10 µg/kg	TM089		<40	194	17000	<40	<10	3890
Aliphatics >C10-C12	<10 µg/kg	TM089		<40	713	17000	168	<10	1550
Aliphatics >C12-C16	<100 µg/kg	TM173		1470	119000	250000	27700	<100	<100
Aliphatics >C16-C21	<100 µg/kg	TM173		14800	619000	<100	106000	2720	<100
Aliphatics >C21-C35	<100 µg/kg	TM173		28600	885000	39500	113000	4420	<100
Aliphatics >C35-C44	<100 µg/kg	TM173		2590	103000	9340	9850	1210	<100
Total Aliphatics >C12-C44	<100 µg/kg	TM173		47500	1730000	299000	257000	8350	<100
Aromatics >EC5-EC7	<10 µg/kg	TM089		<40	<40	<40	<40	<10	<40
Aromatics >EC7-EC8	<10 µg/kg	TM089		<40	<40	<40	<40	<10	<40
Aromatics >EC8-EC10	<10 µg/kg	TM089		<40	130	11300	<40	<10	2590
Aromatics >EC10-EC12	<10 µg/kg	TM089		<40	475	11300	112	<10	1040
Aromatics >EC12-EC16	<100 µg/kg	TM173		<100	16300	7270	6610	<100	<100
Aromatics >EC16-EC21	<100 µg/kg	TM173		3520	202000	11400	46200	<100	<100
Aromatics >EC21-EC35	<100 µg/kg	TM173		12000	329000	17700	51000	1970	<100
Aromatics >EC35-EC44	<100 µg/kg	TM173		1480	60300	5060	1830	<100	<100
Aromatics >EC40-EC44	<100 µg/kg	TM173		<100	21700	1630	<100	<100	<100
Total Aromatics >EC12-EC44	<100 µg/kg	TM173		17000	607000	41400	106000	1970	<100
Total Aliphatics & Aromatics >C5-C44	<100 µg/kg	TM173		64500	2340000	407000	363000	10400	20200

CERTIFICATE OF ANALYSIS

SDG:	140703-86	**Location:**	Coed Darcy	**Order Number:**	CD0729
Job:	H_ATKINS_LDC-224	**Customer:**	Atkins Global Ltd	**Report Number:**	278222
Client Reference:	Site Wide Trial Pitting	**Attention:**	Jack Lowrie	**Superseded Report:**	

TPH CWG (S)

Results Legend

#	ISO17025 accredited.
M	*m*CERTS accredited.
aq	Aqueous / settled sample.
diss.filt	Dissolved / filtered sample.
tot.unfilt	Total / unfiltered sample.
*	Subcontracted test.
**	% recovery of the surrogate standard to check the efficiency of the method. The results of individual compounds within samples aren't corrected for the recovery
(F)	Trigger breach confirmed
1-5&+§@	Sample deviation (see appendix)

Component	LOD/Units	Method	Customer Sample Ref.	IP112	IP113	IP113	IP113	IP113	IP118
			Depth (m)	3.50	0.50	1.50	2.50	3.50	0.50
			Sample Type	Soil/Solid	Soil/Solid	Soil/Solid	Soil/Solid	Soil/Solid	Soil/Solid
			Date Sampled	01/07/2014	01/07/2014	01/07/2014	01/07/2014	01/07/2014	01/07/2014
			Sample Time	.	.	.	.	.	.
			Date Received	03/07/2014	03/07/2014	03/07/2014	03/07/2014	03/07/2014	03/07/2014
			SDG Ref	140703-86	140703-86	140703-86	140703-86	140703-86	140703-86
			Lab Sample No.(s)	9551948	9551952	9551956	9551960	9551968	9551695
			AGS Reference						
GRO Surrogate % recovery**	%	TM089		105	59	109	87	76	89
GRO TOT (Moisture Corrected)	<44 µg/kg	TM089		475000 #	5900 M	191 M	1720 M	13500 M	<176 M
Methyl tertiary butyl ether (MTBE)	<5 µg/kg	TM089		10600 #	<20 M	<20 M	<20 M	<20 M	<20 M
Benzene	<10 µg/kg	TM089		478 #	<40 M	<40 M	<40 M	<40 M	<40 M
Toluene	<2 µg/kg	TM089		<40 #	<8 M	<8 M	<8 M	<8 M	<8 M
Ethylbenzene	<3 µg/kg	TM089		<60 #	<12 M	<12 M	<12 M	<12 M	<12 M
m,p-Xylene	<6 µg/kg	TM089		<120 #	<24 M	<24 M	<24 M	<24 M	<24 M
o-Xylene	<3 µg/kg	TM089		<60 #	<12 M	<12 M	<12 M	<12 M	<12 M
sum of detected mpo xylene by GC	<9 µg/kg	TM089		<9	<9	<36	<36	<36	<36
sum of detected BTEX by GC	<24 µg/kg	TM089		478	<24	<96	<96	<96	<96
Aliphatics >C5-C6	<10 µg/kg	TM089		4960	<40	<40	<40	<40	<40
Aliphatics >C6-C8	<10 µg/kg	TM089		366000	588	54.8	573	9870	<40
Aliphatics >C8-C10	<10 µg/kg	TM089		39700	791	<40	125	1480	<40
Aliphatics >C10-C12	<10 µg/kg	TM089		11700	2390	48.4	545	672	<40
Aliphatics >C12-C16	<100 µg/kg	TM173		<100	860000	<100	2230	1220	1120
Aliphatics >C16-C21	<100 µg/kg	TM173		<100	3060000	<100	13600	8830	3760
Aliphatics >C21-C35	<100 µg/kg	TM173		<100	3230000	<100	19400	6460	11200
Aliphatics >C35-C44	<100 µg/kg	TM173		<100	283000	<100	1830	<100	3280
Total Aliphatics >C12-C44	<100 µg/kg	TM173		<100	7430000	<100	37000	16500	19400
Aromatics >EC5-EC7	<10 µg/kg	TM089		478	<40	<40	<40	<40	<40
Aromatics >EC7-EC8	<10 µg/kg	TM089		<200	<40	<40	<40	<40	<40
Aromatics >EC8-EC10	<10 µg/kg	TM089		26500	528	<40	104	988	<40
Aromatics >EC10-EC12	<10 µg/kg	TM089		7830	1590	<40	363	447	<40
Aromatics >EC12-EC16	<100 µg/kg	TM173		<100	143000	<100	<100	3150	<100
Aromatics >EC16-EC21	<100 µg/kg	TM173		<100	761000	988	4840	15800	<100
Aromatics >EC21-EC35	<100 µg/kg	TM173		5950	723000	3270	11700	26100	7700
Aromatics >EC35-EC44	<100 µg/kg	TM173		<100	90500	4320	3190	2600	4980
Aromatics >EC40-EC44	<100 µg/kg	TM173		<100	28000	2220	1120	<100	2400
Total Aromatics >EC12-EC44	<100 µg/kg	TM173		5950	1720000	8590	19700	47700	12700
Total Aliphatics & Aromatics >C5-C44	<100 µg/kg	TM173		463000	9150000	8780	58500	77700	32100

CERTIFICATE OF ANALYSIS

SDG:	140703-86	**Location:**	Coed Darcy	**Order Number:**	CD0729
Job:	H_ATKINS_LDC-224	**Customer:**	Atkins Global Ltd	**Report Number:**	278222
Client Reference:	Site Wide Trial Pitting	**Attention:**	Jack Lowrie	**Superseded Report:**	

TPH CWG (S)

Results Legend

#	ISO17025 accredited.
M	*m*CERTS accredited.
aq	Aqueous / settled sample.
diss.filt	Dissolved / filtered sample.
tot.unfilt	Total / unfiltered sample.
*	Subcontracted test.
**	% recovery of the surrogate standard to check the efficiency of the method. The results of individual compounds within samples aren't corrected for the recovery
(F)	Trigger breach confirmed
1-5&+§@	Sample deviation (see appendix)

Component	LOD/Units	Method	Customer Sample Ref.	IP118	IP118	IP119	IP119	IP119	IP133
			Depth (m)	1.50	2.50	0.50	1.50	2.00	0.50
			Sample Type	Soil/Solid	Soil/Solid	Soil/Solid	Soil/Solid	Soil/Solid	Soil/Solid
			Date Sampled	01/07/2014	01/07/2014	01/07/2014	01/07/2014	01/07/2014	01/07/2014
			Sample Time	.	.	.	.	.	.
			Date Received	03/07/2014	03/07/2014	03/07/2014	03/07/2014	03/07/2014	03/07/2014
			SDG Ref	140703-86	140703-86	140703-86	140703-86	140703-86	140703-86
			Lab Sample No.(s)	9551716	9551720	9551682	9551686	9551691	9551666
			AGS Reference						
GRO Surrogate % recovery**	%	TM089		119	122	61	84	96	72
GRO TOT (Moisture Corrected)	<44 µg/kg	TM089		12900 M	226000 M	2240 M	10500 M	40600 M	1040 M
Methyl tertiary butyl ether (MTBE)	<5 µg/kg	TM089		<20 M	<20 M	<20 M	<20 M	<20 M	<20 M
Benzene	<10 µg/kg	TM089		<40 M	225 M	<40 M	58 M	118 M	<40 M
Toluene	<2 µg/kg	TM089		<8 M	<8 M	<8 M	<8 M	<8 M	<8 M
Ethylbenzene	<3 µg/kg	TM089		<12 M	<12 M	<12 M	<12 M	<12 M	<12 M
m,p-Xylene	<6 µg/kg	TM089		<24 M	<24 M	<24 M	<24 M	<24 M	<24 M
o-Xylene	<3 µg/kg	TM089		<12 M	<12 M	<12 M	<12 M	<12 M	<12 M
sum of detected mpo xylene by GC	<9 µg/kg	TM089		<36	<36	<36	<9	<36	<36
sum of detected BTEX by GC	<24 µg/kg	TM089		<96	225	<96	58	118	<96
Aliphatics >C5-C6	<10 µg/kg	TM089		213	1140	<40	111	628	<40
Aliphatics >C6-C8	<10 µg/kg	TM089		2910	107000	60.3	3480	20200	98
Aliphatics >C8-C10	<10 µg/kg	TM089		1830	54600	224	2890	8460	102
Aliphatics >C10-C12	<10 µg/kg	TM089		4020	16100	1070	1240	3340	432
Aliphatics >C12-C16	<100 µg/kg	TM173		519000	939000	101000	154000	221000	796000
Aliphatics >C16-C21	<100 µg/kg	TM173		879000	1160000	669000	474000	516000	2450000
Aliphatics >C21-C35	<100 µg/kg	TM173		383000	201000	1210000	331000	340000	1270000
Aliphatics >C35-C44	<100 µg/kg	TM173		23600	1510	165000	5860	39400	102000
Total Aliphatics >C12-C44	<100 µg/kg	TM173		1800000	2310000	2150000	966000	1120000	4610000
Aromatics >EC5-EC7	<10 µg/kg	TM089		<40	225	<40	58	118	<40
Aromatics >EC7-EC8	<10 µg/kg	TM089		<40	<40	<40	<40	<40	<40
Aromatics >EC8-EC10	<10 µg/kg	TM089		1220	36400	155	1930	5640	83.5
Aromatics >EC10-EC12	<10 µg/kg	TM089		2680	10700	713	827	2230	288
Aromatics >EC12-EC16	<100 µg/kg	TM173		96900	86300	20900	40300	50200	33400
Aromatics >EC16-EC21	<100 µg/kg	TM173		358000	205000	319000	279000	225000	413000
Aromatics >EC21-EC35	<100 µg/kg	TM173		237000	70100	948000	299000	293000	595000
Aromatics >EC35-EC44	<100 µg/kg	TM173		29800	8560	200000	71900	80900	109000
Aromatics >EC40-EC44	<100 µg/kg	TM173		10700	3080	71600	27100	31800	38500
Total Aromatics >EC12-EC44	<100 µg/kg	TM173		722000	370000	1490000	691000	649000	1150000
Total Aliphatics & Aromatics >C5-C44	<100 µg/kg	TM173		2540000	2900000	3640000	1670000	1810000	5770000

CERTIFICATE OF ANALYSIS

SDG:	140703-86	**Location:**	Coed Darcy	**Order Number:**	CD0729
Job:	H_ATKINS_LDC-224	**Customer:**	Atkins Global Ltd	**Report Number:**	278222
Client Reference:	Site Wide Trial Pitting	**Attention:**	Jack Lowrie	**Superseded Report:**	

TPH CWG (S)

Results Legend

#	ISO17025 accredited.
M	*m*CERTS accredited.
aq	Aqueous / settled sample.
diss.filt	Dissolved / filtered sample.
tot.unfilt	Total / unfiltered sample.
*	Subcontracted test.
**	% recovery of the surrogate standard to check the efficiency of the method. The results of individual compounds within samples aren't corrected for the recovery
(F)	Trigger breach confirmed
1-5&+§@	Sample deviation (see appendix)

Component	LOD/Units	Method	Customer Sample Ref.	IP133	IP133	IP133	IP136	IP136	IP136
			Depth (m)	1.50	2.30	3.00	0.50	1.20	2.50
			Sample Type	Soil/Solid	Soil/Solid	Soil/Solid	Soil/Solid	Soil/Solid	Soil/Solid
			Date Sampled	01/07/2014	01/07/2014	01/07/2014	01/07/2014	01/07/2014	01/07/2014
			Sample Time	.	.	.	.	.	.
			Date Received	03/07/2014	03/07/2014	03/07/2014	03/07/2014	03/07/2014	03/07/2014
			SDG Ref	140703-86	140703-86	140703-86	140703-86	140703-86	140703-86
			Lab Sample No.(s)	9551670	9551674	9551678	9551912	9551921	9551926
			AGS Reference						
GRO Surrogate % recovery**	%	TM089		91	136	112	95	115	92
GRO TOT (Moisture Corrected)	<44 µg/kg	TM089		2630 M	505 M	80700 M	1240 M	<176 M	361 M
Methyl tertiary butyl ether (MTBE)	<5 µg/kg	TM089		<20 M	<20 M	<20 M	<20 M	<20 M	<20 M
Benzene	<10 µg/kg	TM089		<40 M	<40 M	<40 M	<40 M	<40 M	<40 M
Toluene	<2 µg/kg	TM089		<8 M	<8 M	<8 M	<8 M	<8 M	<8 M
Ethylbenzene	<3 µg/kg	TM089		<12 M	<12 M	<12 M	<12 M	<12 M	<12 M
m,p-Xylene	<6 µg/kg	TM089		<24 M	<24 M	<24 M	<24 M	<24 M	<24 M
o-Xylene	<3 µg/kg	TM089		<12 M	<12 M	<12 M	<12 M	<12 M	<12 M
sum of detected mpo xylene by GC	<9 µg/kg	TM089		<9	<36	<9	<9	<9	<9
sum of detected BTEX by GC	<24 µg/kg	TM089		<24	<96	<24	<24	<24	<24
Aliphatics >C5-C6	<10 µg/kg	TM089		<40	<40	71	<40	<40	<40
Aliphatics >C6-C8	<10 µg/kg	TM089		51.2	67.3	7800	142	<40	203
Aliphatics >C8-C10	<10 µg/kg	TM089		298	71.9	26100	71.7	<40	<40
Aliphatics >C10-C12	<10 µg/kg	TM089		1240	180	17500	573	<40	43.7
Aliphatics >C12-C16	<100 µg/kg	TM173		113000	32000	<100	57600	7430	<100
Aliphatics >C16-C21	<100 µg/kg	TM173		561000	104000	<100	235000	<100	<100
Aliphatics >C21-C35	<100 µg/kg	TM173		694000	34200	<100	285000	5410	<100
Aliphatics >C35-C44	<100 µg/kg	TM173		95800	<100	<100	27000	537	<100
Total Aliphatics >C12-C44	<100 µg/kg	TM173		1460000	170000	<100	605000	13400	<100
Aromatics >EC5-EC7	<10 µg/kg	TM089		<40	<40	<40	<40	<40	<40
Aromatics >EC7-EC8	<10 µg/kg	TM089		<40	<40	<40	<40	<40	<40
Aromatics >EC8-EC10	<10 µg/kg	TM089		198	49.9	17400	54.9	<40	<40
Aromatics >EC10-EC12	<10 µg/kg	TM089		827	121	11700	382	<40	<40
Aromatics >EC12-EC16	<100 µg/kg	TM173		37100	2590	<100	13300	<100	<100
Aromatics >EC16-EC21	<100 µg/kg	TM173		342000	38500	<100	106000	2530	1280
Aromatics >EC21-EC35	<100 µg/kg	TM173		544000	30300	<100	153000	9350	3450
Aromatics >EC35-EC44	<100 µg/kg	TM173		90400	1410	<100	22000	537	<100
Aromatics >EC40-EC44	<100 µg/kg	TM173		32600	<100	<100	6440	<100	<100
Total Aromatics >EC12-EC44	<100 µg/kg	TM173		1010000	72900	<100	295000	12400	4730
Total Aliphatics & Aromatics >C5-C44	<100 µg/kg	TM173		2480000	244000	80700	902000	25800	5090

CERTIFICATE OF ANALYSIS

SDG:	140703-86	**Location:**	Coed Darcy	**Order Number:**	CD0729
Job:	H_ATKINS_LDC-224	**Customer:**	Atkins Global Ltd	**Report Number:**	278222
Client Reference:	Site Wide Trial Pitting	**Attention:**	Jack Lowrie	**Superseded Report:**	

TPH CWG (S)

Results Legend

#	ISO17025 accredited.
M	*m*CERTS accredited.
aq	Aqueous / settled sample.
diss.filt	Dissolved / filtered sample.
tot.unfilt	Total / unfiltered sample.
*	Subcontracted test.
**	% recovery of the surrogate standard to check the efficiency of the method. The results of individual compounds within samples aren't corrected for the recovery
(F)	Trigger breach confirmed
1-5&+§@	Sample deviation (see appendix)

Component	LOD/Units	Method	Customer Sample Ref.	IP136	IP137	IP137	IP137	IP137	IP137
			Depth (m)	3.50	0.20	0.50	1.50	2.50	3.50
			Sample Type	Soil/Solid	Soil/Solid	Soil/Solid	Soil/Solid	Soil/Solid	Soil/Solid
			Date Sampled	01/07/2014	01/07/2014	01/07/2014	01/07/2014	01/07/2014	01/07/2014
			Sample Time	.	.	.	.	.	.
			Date Received	03/07/2014	03/07/2014	03/07/2014	03/07/2014	03/07/2014	03/07/2014
			SDG Ref	140703-86	140703-86	140703-86	140703-86	140703-86	140703-86
			Lab Sample No.(s)	9551930	9551876	9551880	9551885	9551889	9551893
			AGS Reference						
GRO Surrogate % recovery**	%	TM089		98	25	92	103	117	90
GRO TOT (Moisture Corrected)	<44 µg/kg	TM089		189000 #	884 M	40800 M	132000 M	86300 #	31200 M
Methyl tertiary butyl ether (MTBE)	<5 µg/kg	TM089		951 #	<20 M	<20 M	<20 M	<20 #	<20 M
Benzene	<10 µg/kg	TM089		170 #	<40 M	<40 M	<40 M	69.4 #	<40 M
Toluene	<2 µg/kg	TM089		<20 #	<8 M	<8 M	<8 M	<8 #	<8 M
Ethylbenzene	<3 µg/kg	TM089		<30 #	<12 M	<12 M	<12 M	<12 #	<12 M
m,p-Xylene	<6 µg/kg	TM089		<60 #	<24 M	<24 M	<24 M	<24 #	<24 M
o-Xylene	<3 µg/kg	TM089		<30 #	<12 M	<12 M	<12 M	<12 #	<12 M
sum of detected mpo xylene by GC	<9 µg/kg	TM089		<9	<9	<36	<36	<36	<36
sum of detected BTEX by GC	<24 µg/kg	TM089		170	<24	<96	<96	<96	<96
Aliphatics >C5-C6	<10 µg/kg	TM089		226	<40	<40	45.2	184	71
Aliphatics >C6-C8	<10 µg/kg	TM089		153000	56.1	403	820	17000	1660
Aliphatics >C8-C10	<10 µg/kg	TM089		15400	116	1570	16600	23800	5500
Aliphatics >C10-C12	<10 µg/kg	TM089		5380	370	22600	62100	17600	12200
Aliphatics >C12-C16	<100 µg/kg	TM173		2570	1070000	251	697000	99300	61300
Aliphatics >C16-C21	<100 µg/kg	TM173		13400	5730000	9530	17400	50200	32700
Aliphatics >C21-C35	<100 µg/kg	TM173		17600	8510000	47500	22500	49300	31500
Aliphatics >C35-C44	<100 µg/kg	TM173		2010	1040000	13100	2650	9440	1820
Total Aliphatics >C12-C44	<100 µg/kg	TM173		35600	16400000	70300	740000	208000	127000
Aromatics >EC5-EC7	<10 µg/kg	TM089		170	<40	<40	<40	69.4	<40
Aromatics >EC7-EC8	<10 µg/kg	TM089		<100	<40	<40	<40	<40	<40
Aromatics >EC8-EC10	<10 µg/kg	TM089		10200	78.1	1050	11000	15900	3670
Aromatics >EC10-EC12	<10 µg/kg	TM089		3590	246	15100	41400	11800	8120
Aromatics >EC12-EC16	<100 µg/kg	TM173		<100	96300	<100	6180	4650	9570
Aromatics >EC16-EC21	<100 µg/kg	TM173		4530	1270000	2370	6190	13000	15200
Aromatics >EC21-EC35	<100 µg/kg	TM173		7830	3350000	30500	11000	21500	22000
Aromatics >EC35-EC44	<100 µg/kg	TM173		<100	702000	14100	1480	4800	1480
Aromatics >EC40-EC44	<100 µg/kg	TM173		<100	256000	5570	<100	1510	<100
Total Aromatics >EC12-EC44	<100 µg/kg	TM173		12400	5420000	46900	24900	44000	48300
Total Aliphatics & Aromatics >C5-C44	<100 µg/kg	TM173		236000	21800000	158000	897000	339000	207000

CERTIFICATE OF ANALYSIS

SDG:	140703-86	**Location:**	Coed Darcy	**Order Number:**	CD0729
Job:	H_ATKINS_LDC-224	**Customer:**	Atkins Global Ltd	**Report Number:**	278222
Client Reference:	Site Wide Trial Pitting	**Attention:**	Jack Lowrie	**Superseded Report:**	

TPH CWG (S)

Results Legend

#	ISO17025 accredited.
M	*m*CERTS accredited.
aq	Aqueous / settled sample.
diss.filt	Dissolved / filtered sample.
tot.unfilt	Total / unfiltered sample.
*	Subcontracted test.
**	% recovery of the surrogate standard to check the efficiency of the method. The results of individual compounds within samples aren't corrected for the recovery
(F)	Trigger breach confirmed
1-5&+§@	Sample deviation (see appendix)

Component	LOD/Units	Method	Customer Sample Ref.	IP138	IP138	IP138	IP148	IP148	IP148
			Depth (m)	0.50	1.50	2.50	0.50	1.60	2.30
			Sample Type	Soil/Solid	Soil/Solid	Soil/Solid	Soil/Solid	Soil/Solid	Soil/Solid
			Date Sampled	01/07/2014	01/07/2014	01/07/2014	01/07/2014	01/07/2014	01/07/2014
			Sample Time	.	.	.	.	.	.
			Date Received	03/07/2014	03/07/2014	03/07/2014	03/07/2014	03/07/2014	03/07/2014
			SDG Ref	140703-86	140703-86	140703-86	140703-86	140703-86	140703-86
			Lab Sample No.(s)	9551839	9551843	9551847	9551819	9551824	9551830
			AGS Reference						
GRO Surrogate % recovery**	%	TM089		102	104	107	85	109	114
GRO TOT (Moisture Corrected)	<44 µg/kg	TM089		309 M	19100 M	8270 M	592 M	46400 M	47300 M
Methyl tertiary butyl ether (MTBE)	<5 µg/kg	TM089		<20 M	<20 M	<20 M	<20 M	<20 M	<20 M
Benzene	<10 µg/kg	TM089		<40 M	<40 M	<40 M	<40 M	<40 M	<40 M
Toluene	<2 µg/kg	TM089		<8 M	<8 M	<8 M	<8 M	<8 M	<8 M
Ethylbenzene	<3 µg/kg	TM089		<12 M	<12 M	<12 M	<12 M	<12 M	<12 M
m,p-Xylene	<6 µg/kg	TM089		<24 M	<24 M	<24 M	<24 M	<24 M	<24 M
o-Xylene	<3 µg/kg	TM089		<12 M	<12 M	<12 M	<12 M	<12 M	<12 M
sum of detected mpo xylene by GC	<9 µg/kg	TM089		<9	<9	<9	<9	<9	<9
sum of detected BTEX by GC	<24 µg/kg	TM089		<24	<24	<24	<24	<24	<24
Aliphatics >C5-C6	<10 µg/kg	TM089		<40	<40	<40	<40	43.9	45.4
Aliphatics >C6-C8	<10 µg/kg	TM089		<40	327	140	77.2	1070	1300
Aliphatics >C8-C10	<10 µg/kg	TM089		59	3230	1310	116	8670	7370
Aliphatics >C10-C12	<10 µg/kg	TM089		91.7	8030	3550	152	18500	20200
Aliphatics >C12-C16	<100 µg/kg	TM173		25300	155000	70300	5180	162000	63500
Aliphatics >C16-C21	<100 µg/kg	TM173		130000	174000	60300	29300	68000	26400
Aliphatics >C21-C35	<100 µg/kg	TM173		163000	338000	80800	64500	41000	14500
Aliphatics >C35-C44	<100 µg/kg	TM173		21900	70800	17600	3990	5620	<100
Total Aliphatics >C12-C44	<100 µg/kg	TM173		340000	737000	229000	103000	277000	104000
Aromatics >EC5-EC7	<10 µg/kg	TM089		<40	<40	<40	<40	<40	<40
Aromatics >EC7-EC8	<10 µg/kg	TM089		<40	<40	<40	<40	<40	<40
Aromatics >EC8-EC10	<10 µg/kg	TM089		47	2150	872	108	5780	4910
Aromatics >EC10-EC12	<10 µg/kg	TM089		61.2	5350	2370	101	12300	13500
Aromatics >EC12-EC16	<100 µg/kg	TM173		3410	2880	2560	<100	35200	<100
Aromatics >EC16-EC21	<100 µg/kg	TM173		32100	47400	15200	7410	36200	<100
Aromatics >EC21-EC35	<100 µg/kg	TM173		57100	169000	45800	30100	43900	<100
Aromatics >EC35-EC44	<100 µg/kg	TM173		16700	58400	14500	5210	9640	<100
Aromatics >EC40-EC44	<100 µg/kg	TM173		5580	22100	5270	944	3040	<100
Total Aromatics >EC12-EC44	<100 µg/kg	TM173		109000	278000	78100	42700	125000	<100
Total Aliphatics & Aromatics >C5-C44	<100 µg/kg	TM173		449000	1030000	315000	146000	448000	152000

CERTIFICATE OF ANALYSIS

SDG:	140703-86	**Location:**	Coed Darcy	**Order Number:**	CD0729
Job:	H_ATKINS_LDC-224	**Customer:**	Atkins Global Ltd	**Report Number:**	278222
Client Reference:	Site Wide Trial Pitting	**Attention:**	Jack Lowrie	**Superseded Report:**	

TPH CWG (S)

Results Legend

#	ISO17025 accredited.
M	*m*CERTS accredited.
aq	Aqueous / settled sample.
diss.filt	Dissolved / filtered sample.
tot.unfilt	Total / unfiltered sample.
*	Subcontracted test.
**	% recovery of the surrogate standard to check the efficiency of the method. The results of individual compounds within samples aren't corrected for the recovery
(F)	Trigger breach confirmed
1-5&+§@	Sample deviation (see appendix)

Component	LOD/Units	Method	Customer Sample Ref.	IP148	IP150	IP150	IP150	IP152	IP152
			Depth (m)	3.50	0.50	1.50	2.50	0.50	1.50
			Sample Type	Soil/Solid	Soil/Solid	Soil/Solid	Soil/Solid	Soil/Solid	Soil/Solid
			Date Sampled	01/07/2014	01/07/2014	01/07/2014	01/07/2014	01/07/2014	01/07/2014
			Sample Time	.	.	.	.	.	.
			Date Received	03/07/2014	03/07/2014	03/07/2014	03/07/2014	03/07/2014	03/07/2014
			SDG Ref	140703-86	140703-86	140703-86	140703-86	140703-86	140703-86
			Lab Sample No.(s)	9551835	9551897	9551903	9551907	9551996	9552000
			AGS Reference						
GRO Surrogate % recovery**	%	TM089		128	104	69	93	90	98
GRO TOT (Moisture Corrected)	<44 µg/kg	TM089		195000 M	300 M	<176 M	<176 M	<176 M	3390 M
Methyl tertiary butyl ether (MTBE)	<5 µg/kg	TM089		<20 M	<20 M	<20 M	<20 M	<20 M	<20 M
Benzene	<10 µg/kg	TM089		43.8 M	<40 M	<40 M	<40 M	<40 M	<40 M
Toluene	<2 µg/kg	TM089		<8 M	<8 M	<8 M	<8 M	<8 M	<8 M
Ethylbenzene	<3 µg/kg	TM089		<12 M	<12 M	<12 M	<12 M	<12 M	<12 M
m,p-Xylene	<6 µg/kg	TM089		<24 M	<24 M	<24 M	<24 M	<24 M	<24 M
o-Xylene	<3 µg/kg	TM089		<12 M	<12 M	<12 M	<12 M	<12 M	<12 M
sum of detected mpo xylene by GC	<9 µg/kg	TM089		<9	<36	<36	<9	<9	<9
sum of detected BTEX by GC	<24 µg/kg	TM089		43.8	<96	<96	<24	<24	<24
Aliphatics >C5-C6	<10 µg/kg	TM089		293	<40	<40	<40	<40	<40
Aliphatics >C6-C8	<10 µg/kg	TM089		6420	40.6	<40	<40	<40	71.4
Aliphatics >C8-C10	<10 µg/kg	TM089		50200	49.9	<40	<40	<40	470
Aliphatics >C10-C12	<10 µg/kg	TM089		62600	77.7	<40	<40	45.9	1500
Aliphatics >C12-C16	<100 µg/kg	TM173		385000	2890	39300	177	<100	<100
Aliphatics >C16-C21	<100 µg/kg	TM173		102000	15900	194000	1870	<100	<100
Aliphatics >C21-C35	<100 µg/kg	TM173		51900	21800	210000	4090	<100	<100
Aliphatics >C35-C44	<100 µg/kg	TM173		4430	1660	22400	1300	<100	<100
Total Aliphatics >C12-C44	<100 µg/kg	TM173		543000	42200	465000	7440	<100	<100
Aromatics >EC5-EC7	<10 µg/kg	TM089		43.8	<40	<40	<40	<40	<40
Aromatics >EC7-EC8	<10 µg/kg	TM089		<40	<40	<40	<40	<40	<40
Aromatics >EC8-EC10	<10 µg/kg	TM089		33500	56.8	<40	<40	<40	339
Aromatics >EC10-EC12	<10 µg/kg	TM089		41700	51	<40	<40	<40	999
Aromatics >EC12-EC16	<100 µg/kg	TM173		14100	1310	11800	<100	<100	<100
Aromatics >EC16-EC21	<100 µg/kg	TM173		15800	8770	80600	<100	<100	<100
Aromatics >EC21-EC35	<100 µg/kg	TM173		19200	15500	109000	2560	<100	17800
Aromatics >EC35-EC44	<100 µg/kg	TM173		1070	2050	14800	<100	<100	622
Aromatics >EC40-EC44	<100 µg/kg	TM173		<100	604	5270	<100	<100	<100
Total Aromatics >EC12-EC44	<100 µg/kg	TM173		50100	27600	216000	2560	<100	18400
Total Aliphatics & Aromatics >C5-C44	<100 µg/kg	TM173		788000	70100	681000	10100	115	21800

CERTIFICATE OF ANALYSIS

SDG:	140703-86	**Location:**	Coed Darcy	**Order Number:**	CD0729
Job:	H_ATKINS_LDC-224	**Customer:**	Atkins Global Ltd	**Report Number:**	278222
Client Reference:	Site Wide Trial Pitting	**Attention:**	Jack Lowrie	**Superseded Report:**	

TPH CWG (S)

Results Legend

#	ISO17025 accredited.
M	*m*CERTS accredited.
aq	Aqueous / settled sample.
diss.filt	Dissolved / filtered sample.
tot.unfilt	Total / unfiltered sample.
*	Subcontracted test.
**	% recovery of the surrogate standard to check the efficiency of the method. The results of individual compounds within samples aren't corrected for the recovery
(F)	Trigger breach confirmed
1-5&+§@	Sample deviation (see appendix)

Component	LOD/Units	Method	Customer Sample Ref.	IP152	IP153	IP153	IP153	IP153	IP153
			Depth (m)	2.50	0.50	1.50	2.50	3.50	4.00
			Sample Type	Soil/Solid	Soil/Solid	Soil/Solid	Soil/Solid	Soil/Solid	Soil/Solid
			Date Sampled	01/07/2014	01/07/2014	01/07/2014	01/07/2014	01/07/2014	01/07/2014
			Sample Time	.	.	.	.	.	.
			Date Received	03/07/2014	03/07/2014	03/07/2014	03/07/2014	03/07/2014	03/07/2014
			SDG Ref	140703-86	140703-86	140703-86	140703-86	140703-86	140703-86
			Lab Sample No.(s)	9552004	9551974	9551978	9551982	9551987	9551991
			AGS Reference						
GRO Surrogate % recovery**	%	TM089		102	89	98	80	86	97
GRO TOT (Moisture Corrected)	<44 µg/kg	TM089		59800 M	285 M	809 M	14900 M	9080 M	3930 M
Methyl tertiary butyl ether (MTBE)	<5 µg/kg	TM089		<20 M	<20 M	<20 M	<20 M	<20 M	<20 M
Benzene	<10 µg/kg	TM089		<40 M	<40 M	<40 M	<40 M	<40 M	<40 M
Toluene	<2 µg/kg	TM089		<8 M	<8 M	<8 M	<8 M	<8 M	<8 M
Ethylbenzene	<3 µg/kg	TM089		<12 M	<12 M	<12 M	<12 M	<12 M	<12 M
m,p-Xylene	<6 µg/kg	TM089		<24 M	<24 M	<24 M	<24 M	<24 M	<24 M
o-Xylene	<3 µg/kg	TM089		<12 M	<12 M	<12 M	<12 M	<12 M	<12 M
sum of detected mpo xylene by GC	<9 µg/kg	TM089		<9	<36	<36	<36	<36	<36
sum of detected BTEX by GC	<24 µg/kg	TM089		<24	<96	<96	<96	<96	<96
Aliphatics >C5-C6	<10 µg/kg	TM089		<40	<40	<40	<40	<40	<40
Aliphatics >C6-C8	<10 µg/kg	TM089		160	<40	<40	80.9	170	205
Aliphatics >C8-C10	<10 µg/kg	TM089		6120	<40	162	874	285	243
Aliphatics >C10-C12	<10 µg/kg	TM089		29600	104	296	8000	5040	1980
Aliphatics >C12-C16	<100 µg/kg	TM173		107000	27000	<100	294000	143000	17000
Aliphatics >C16-C21	<100 µg/kg	TM173		1110	171000	<100	385000	619	<100
Aliphatics >C21-C35	<100 µg/kg	TM173		3410	260000	<100	511000	<100	<100
Aliphatics >C35-C44	<100 µg/kg	TM173		<100	31500	<100	59100	<100	<100
Total Aliphatics >C12-C44	<100 µg/kg	TM173		112000	490000	<100	1250000	143000	17000
Aromatics >EC5-EC7	<10 µg/kg	TM089		<40	<40	<40	<40	<40	<40
Aromatics >EC7-EC8	<10 µg/kg	TM089		<40	<40	<40	<40	<40	<40
Aromatics >EC8-EC10	<10 µg/kg	TM089		4080	<40	116	584	208	169
Aromatics >EC10-EC12	<10 µg/kg	TM089		19800	69.2	197	5330	3360	1320
Aromatics >EC12-EC16	<100 µg/kg	TM173		3530	16500	<100	12000	2810	<100
Aromatics >EC16-EC21	<100 µg/kg	TM173		464	108000	<100	126000	<100	<100
Aromatics >EC21-EC35	<100 µg/kg	TM173		1780	150000	4910	227000	<100	<100
Aromatics >EC35-EC44	<100 µg/kg	TM173		<100	25700	<100	40800	<100	<100
Aromatics >EC40-EC44	<100 µg/kg	TM173		<100	9380	<100	15200	<100	<100
Total Aromatics >EC12-EC44	<100 µg/kg	TM173		5780	300000	4910	406000	2810	<100
Total Aliphatics & Aromatics >C5-C44	<100 µg/kg	TM173		177000	791000	5720	1670000	155000	20900

CERTIFICATE OF ANALYSIS

SDG:	140703-86	**Location:**	Coed Darcy	**Order Number:**	CD0729
Job:	H_ATKINS_LDC-224	**Customer:**	Atkins Global Ltd	**Report Number:**	278222
Client Reference:	Site Wide Trial Pitting	**Attention:**	Jack Lowrie	**Superseded Report:**	

TPH CWG (S)

Results Legend

#	ISO17025 accredited.
M	*m*CERTS accredited.
aq	Aqueous / settled sample.
diss.filt	Dissolved / filtered sample.
tot.unfilt	Total / unfiltered sample.
*	Subcontracted test.
**	% recovery of the surrogate standard to check the efficiency of the method. The results of individual compounds within samples aren't corrected for the recovery
(F)	Trigger breach confirmed
1-5&+§@	Sample deviation (see appendix)

Component	LOD/Units	Method	Customer Sample Ref.	IP158	IP158	IP158	IP158	IP199	IP199
			Depth (m)	0.50	1.50	2.50	3.50	0.50	1.00
			Sample Type	Soil/Solid	Soil/Solid	Soil/Solid	Soil/Solid	Soil/Solid	Soil/Solid
			Date Sampled	01/07/2014	01/07/2014	01/07/2014	01/07/2014	01/07/2014	01/07/2014
			Sample Time	.	.	.	.	.	.
			Date Received	03/07/2014	03/07/2014	03/07/2014	03/07/2014	03/07/2014	03/07/2014
			SDG Ref	140703-86	140703-86	140703-86	140703-86	140703-86	140703-86
			Lab Sample No.(s)	9552014	9552064	9551640	9551660	9551636	9551707
			AGS Reference						
GRO Surrogate % recovery**	%	TM089		100	103	120	85	94	112
GRO TOT (Moisture Corrected)	<44 µg/kg	TM089		2420 M	<176 M	2670 M	<176 M	7300 M	16600 M
Methyl tertiary butyl ether (MTBE)	<5 µg/kg	TM089		<20 M	<20 M	<20 M	<20 M	<20 M	<20 M
Benzene	<10 µg/kg	TM089		<40 M	<40 M	<40 M	<40 M	<40 M	<40 M
Toluene	<2 µg/kg	TM089		<8 M	<8 M	<8 M	<8 M	<8 M	<8 M
Ethylbenzene	<3 µg/kg	TM089		<12 M	<12 M	<12 M	<12 M	<12 M	<12 M
m,p-Xylene	<6 µg/kg	TM089		<24 M	<24 M	<24 M	<24 M	36.3 M	<24 M
o-Xylene	<3 µg/kg	TM089		<12 M	<12 M	<12 M	<12 M	<12 M	<12 M
sum of detected mpo xylene by GC	<9 µg/kg	TM089		<36	<36	<36	<36	36.3	<36
sum of detected BTEX by GC	<24 µg/kg	TM089		<96	<96	<96	<96	<96	<96
Aliphatics >C5-C6	<10 µg/kg	TM089		<40	<40	<40	<40	48	50.3
Aliphatics >C6-C8	<10 µg/kg	TM089		55.5	<40	47.2	<40	621	1150
Aliphatics >C8-C10	<10 µg/kg	TM089		145	<40	353	<40	2740	7830
Aliphatics >C10-C12	<10 µg/kg	TM089		1260	<40	1220	<40	1210	1380
Aliphatics >C12-C16	<100 µg/kg	TM173		303000	2920	10900	587	2800	<100
Aliphatics >C16-C21	<100 µg/kg	TM173		719000	11800	43500	4530	4620	<100
Aliphatics >C21-C35	<100 µg/kg	TM173		678000	17500	61500	7870	4930	5530
Aliphatics >C35-C44	<100 µg/kg	TM173		58700	<100	6790	<100	404	<100
Total Aliphatics >C12-C44	<100 µg/kg	TM173		1760000	32200	123000	13000	12800	5530
Aromatics >EC5-EC7	<10 µg/kg	TM089		<40	<40	<40	<40	<40	<40
Aromatics >EC7-EC8	<10 µg/kg	TM089		<40	<40	<40	<40	<40	<40
Aromatics >EC8-EC10	<10 µg/kg	TM089		99.9	<40	235	<40	1860	5220
Aromatics >EC10-EC12	<10 µg/kg	TM089		842	<40	811	<40	808	922
Aromatics >EC12-EC16	<100 µg/kg	TM173		114000	<100	807	<100	<100	<100
Aromatics >EC16-EC21	<100 µg/kg	TM173		348000	<100	12700	2990	<100	<100
Aromatics >EC21-EC35	<100 µg/kg	TM173		354000	<100	22800	6100	5750	17100
Aromatics >EC35-EC44	<100 µg/kg	TM173		30900	<100	4560	500	5220	8140
Aromatics >EC40-EC44	<100 µg/kg	TM173		7310	<100	1410	<100	2400	2650
Total Aromatics >EC12-EC44	<100 µg/kg	TM173		847000	<100	40800	9600	11000	25300
Total Aliphatics & Aromatics >C5-C44	<100 µg/kg	TM173		2610000	32200	166000	22600	31000	47300

CERTIFICATE OF ANALYSIS

SDG:	140703-86	**Location:**	Coed Darcy	**Order Number:**	CD0729
Job:	H_ATKINS_LDC-224	**Customer:**	Atkins Global Ltd	**Report Number:**	278222
Client Reference:	Site Wide Trial Pitting	**Attention:**	Jack Lowrie	**Superseded Report:**	

TPH CWG (S)

Results Legend

#	ISO17025 accredited.
M	*m*CERTS accredited.
aq	Aqueous / settled sample.
diss.filt	Dissolved / filtered sample.
tot.unfilt	Total / unfiltered sample.
*	Subcontracted test.
**	% recovery of the surrogate standard to check the efficiency of the method. The results of individual compounds within samples aren't corrected for the recovery
(F)	Trigger breach confirmed
1-5&+§@	Sample deviation (see appendix)

Component	LOD/Units	Method	Customer Sample Ref.	IP199	IP199	IP211	IP211	IP211	IP227
			Depth (m)	1.50	2.50	0.50	1.50	2.50	0.50
			Sample Type	Soil/Solid	Soil/Solid	Soil/Solid	Soil/Solid	Soil/Solid	Soil/Solid
			Date Sampled	01/07/2014	01/07/2014	01/07/2014	01/07/2014	01/07/2014	01/07/2014
			Sample Time	.	.	.	.	.	.
			Date Received	03/07/2014	03/07/2014	03/07/2014	03/07/2014	03/07/2014	03/07/2014
			SDG Ref	140703-86	140703-86	140703-86	140703-86	140703-86	140703-86
			Lab Sample No.(s)	9551760	9551807	9551859	9551916	9551964	9551756
			AGS Reference						
GRO Surrogate % recovery**	%	TM089		80	100	70	97	104	113
GRO TOT (Moisture Corrected)	<44 µg/kg	TM089		811 M	<176 M	<176 M	<176 M	<176 M	<176 M
Methyl tertiary butyl ether (MTBE)	<5 µg/kg	TM089		<20 M	<20 M	<20 M	<20 M	<20 M	<20 M
Benzene	<10 µg/kg	TM089		<40 M	<40 M	<40 M	<40 M	<40 M	<40 M
Toluene	<2 µg/kg	TM089		<8 M	<8 M	<8 M	<8 M	<8 M	<8 M
Ethylbenzene	<3 µg/kg	TM089		<12 M	<12 M	<12 M	<12 M	<12 M	<12 M
m,p-Xylene	<6 µg/kg	TM089		<24 M	<24 M	<24 M	<24 M	<24 M	<24 M
o-Xylene	<3 µg/kg	TM089		<12 M	<12 M	<12 M	<12 M	<12 M	<12 M
sum of detected mpo xylene by GC	<9 µg/kg	TM089		<36	<36	<36	<36	<36	<36
sum of detected BTEX by GC	<24 µg/kg	TM089		<96	<96	<96	<96	<96	<96
Aliphatics >C5-C6	<10 µg/kg	TM089		<40	<40	<40	<40	<40	<40
Aliphatics >C6-C8	<10 µg/kg	TM089		78	<40	42.7	<40	<40	<40
Aliphatics >C8-C10	<10 µg/kg	TM089		263	<40	<40	<40	<40	<40
Aliphatics >C10-C12	<10 µg/kg	TM089		148	<40	<40	55.4	<40	<40
Aliphatics >C12-C16	<100 µg/kg	TM173		744	<100	5780	<100	<100	<100
Aliphatics >C16-C21	<100 µg/kg	TM173		<100	<100	8160	<100	<100	<100
Aliphatics >C21-C35	<100 µg/kg	TM173		<100	<100	28200	<100	<100	1290
Aliphatics >C35-C44	<100 µg/kg	TM173		<100	<100	4290	<100	<100	<100
Total Aliphatics >C12-C44	<100 µg/kg	TM173		744	<100	46500	<100	<100	1290
Aromatics >EC5-EC7	<10 µg/kg	TM089		<40	<40	<40	<40	<40	<40
Aromatics >EC7-EC8	<10 µg/kg	TM089		<40	<40	<40	<40	<40	<40
Aromatics >EC8-EC10	<10 µg/kg	TM089		202	<40	<40	<40	<40	<40
Aromatics >EC10-EC12	<10 µg/kg	TM089		98.4	<40	<40	<40	<40	<40
Aromatics >EC12-EC16	<100 µg/kg	TM173		3840	<100	339	<100	<100	<100
Aromatics >EC16-EC21	<100 µg/kg	TM173		2010	<100	4610	<100	<100	<100
Aromatics >EC21-EC35	<100 µg/kg	TM173		4180	<100	61800	3700	<100	3510
Aromatics >EC35-EC44	<100 µg/kg	TM173		773	<100	26000	<100	<100	1240
Aromatics >EC40-EC44	<100 µg/kg	TM173		<100	<100	7890	<100	<100	389
Total Aromatics >EC12-EC44	<100 µg/kg	TM173		10800	<100	92700	3700	<100	4760
Total Aliphatics & Aromatics >C5-C44	<100 µg/kg	TM173		12400	<100	139000	3890	<100	6050

CERTIFICATE OF ANALYSIS

SDG:	140703-86	**Location:**	Coed Darcy	**Order Number:**	CD0729
Job:	H_ATKINS_LDC-224	**Customer:**	Atkins Global Ltd	**Report Number:**	278222
Client Reference:	Site Wide Trial Pitting	**Attention:**	Jack Lowrie	**Superseded Report:**	

TPH CWG (S)

Results Legend

#	ISO17025 accredited.
M	*m*CERTS accredited.
aq	Aqueous / settled sample.
diss.filt	Dissolved / filtered sample.
tot.unfilt	Total / unfiltered sample.
*	Subcontracted test.
**	% recovery of the surrogate standard to check the efficiency of the method. The results of individual compounds within samples aren't corrected for the recovery
(F)	Trigger breach confirmed
1-5&+§@	Sample deviation (see appendix)

Component	LOD/Units	Method	Customer Sample Ref.	IP227	IP228	IP229	IP230	IP230	IP244
			Depth (m)	1.50	0.50	0.50	0.50	1.50	0.50
			Sample Type	Soil/Solid	Soil/Solid	Soil/Solid	Soil/Solid	Soil/Solid	Soil/Solid
			Date Sampled	01/07/2014	01/07/2014	01/07/2014	01/07/2014	01/07/2014	01/07/2014
			Sample Time	.	.	.	.	.	.
			Date Received	03/07/2014	03/07/2014	03/07/2014	03/07/2014	03/07/2014	03/07/2014
			SDG Ref	140703-86	140703-86	140703-86	140703-86	140703-86	140703-86
			Lab Sample No.(s)	9551764	9551752	9551769	9551773	9551777	9551781
			AGS Reference						
GRO Surrogate % recovery**	%	TM089		113	116	120	125	120	100
GRO TOT (Moisture Corrected)	<44 µg/kg	TM089		<176 M	<176 M	<176 M	<176 M	<176 M	<176 M
Methyl tertiary butyl ether (MTBE)	<5 µg/kg	TM089		<20 M	<20 M	<20 M	<20 M	<20 M	<20 M
Benzene	<10 µg/kg	TM089		<40 M	<40 M	<40 M	<40 M	<40 M	<40 M
Toluene	<2 µg/kg	TM089		<8 M	<8 M	<8 M	<8 M	<8 M	<8 M
Ethylbenzene	<3 µg/kg	TM089		<12 M	<12 M	<12 M	<12 M	<12 M	<12 M
m,p-Xylene	<6 µg/kg	TM089		<24 M	<24 M	<24 M	<24 M	<24 M	<24 M
o-Xylene	<3 µg/kg	TM089		<12 M	<12 M	<12 M	<12 M	<12 M	<12 M
sum of detected mpo xylene by GC	<9 µg/kg	TM089		<36	<36	<36	<36	<36	<36
sum of detected BTEX by GC	<24 µg/kg	TM089		<96	<96	<96	<96	<96	<96
Aliphatics >C5-C6	<10 µg/kg	TM089		<40	<40	<40	<40	<40	<40
Aliphatics >C6-C8	<10 µg/kg	TM089		<40	<40	<40	<40	<40	<40
Aliphatics >C8-C10	<10 µg/kg	TM089		<40	<40	<40	<40	<40	<40
Aliphatics >C10-C12	<10 µg/kg	TM089		<40	<40	<40	<40	<40	<40
Aliphatics >C12-C16	<100 µg/kg	TM173		<100	<100	<100	<100	<100	<100
Aliphatics >C16-C21	<100 µg/kg	TM173		<100	<100	1120	<100	<100	<100
Aliphatics >C21-C35	<100 µg/kg	TM173		<100	<100	<100	<100	<100	7810
Aliphatics >C35-C44	<100 µg/kg	TM173		<100	<100	<100	<100	<100	<100
Total Aliphatics >C12-C44	<100 µg/kg	TM173		<100	<100	1120	<100	<100	7810
Aromatics >EC5-EC7	<10 µg/kg	TM089		<40	<40	<40	<40	<40	<40
Aromatics >EC7-EC8	<10 µg/kg	TM089		<40	<40	<40	<40	<40	<40
Aromatics >EC8-EC10	<10 µg/kg	TM089		<40	<40	<40	<40	<40	<40
Aromatics >EC10-EC12	<10 µg/kg	TM089		<40	<40	<40	<40	<40	<40
Aromatics >EC12-EC16	<100 µg/kg	TM173		<100	<100	<100	<100	<100	<100
Aromatics >EC16-EC21	<100 µg/kg	TM173		1080	<100	<100	<100	<100	5460
Aromatics >EC21-EC35	<100 µg/kg	TM173		2250	<100	<100	<100	<100	18700
Aromatics >EC35-EC44	<100 µg/kg	TM173		284	<100	<100	<100	<100	708
Aromatics >EC40-EC44	<100 µg/kg	TM173		<100	<100	<100	<100	<100	<100
Total Aromatics >EC12-EC44	<100 µg/kg	TM173		3620	<100	<100	<100	<100	24900
Total Aliphatics & Aromatics >C5-C44	<100 µg/kg	TM173		3620	<100	1120	<100	<100	32700

CERTIFICATE OF ANALYSIS

SDG:	140703-86	**Location:**	Coed Darcy	**Order Number:**	CD0729
Job:	H_ATKINS_LDC-224	**Customer:**	Atkins Global Ltd	**Report Number:**	278222
Client Reference:	Site Wide Trial Pitting	**Attention:**	Jack Lowrie	**Superseded Report:**	

TPH CWG (S)

Results Legend

#	ISO17025 accredited.
M	*m*CERTS accredited.
aq	Aqueous / settled sample.
diss.filt	Dissolved / filtered sample.
tot.unfilt	Total / unfiltered sample.
*	Subcontracted test.
**	% recovery of the surrogate standard to check the efficiency of the method. The results of individual compounds within samples aren't corrected for the recovery
(F)	Trigger breach confirmed
1-5&+§@	Sample deviation (see appendix)

Component	LOD/Units	Method	Customer Sample Ref.	IP245	IP246	IP271	IP272	IP272	IP301
			Depth (m)	0.30	0.30	0.80	0.30	1.00	1.00
			Sample Type	Soil/Solid	Soil/Solid	Soil/Solid	Soil/Solid	Soil/Solid	Soil/Solid
			Date Sampled	01/07/2014	01/07/2014	01/07/2014	01/07/2014	01/07/2014	01/07/2014
			Sample Time	.	.	.	.	.	.
			Date Received	03/07/2014	03/07/2014	03/07/2014	03/07/2014	03/07/2014	03/07/2014
			SDG Ref	140703-86	140703-86	140703-86	140703-86	140703-86	140703-86
			Lab Sample No.(s)	9551785	9551789	9551793	9551798	9551802	9551812
			AGS Reference						
GRO Surrogate % recovery**	%	TM089		96	108	59	109	71	75
GRO TOT (Moisture Corrected)	<44 µg/kg	TM089		<176 M	<176 M	156000 M	<176 M	<176 M	<176 M
Methyl tertiary butyl ether (MTBE)	<5 µg/kg	TM089		<20 M	<20 M	<20 M	<20 M	<20 M	<20 M
Benzene	<10 µg/kg	TM089		<40 M	<40 M	201 M	<40 M	<40 M	<40 M
Toluene	<2 µg/kg	TM089		<8 M	<8 M	1510 M	<8 M	<8 M	<8 M
Ethylbenzene	<3 µg/kg	TM089		<12 M	<12 M	421 M	<12 M	<12 M	<12 M
m,p-Xylene	<6 µg/kg	TM089		<24 M	<24 M	1820 M	<24 M	<24 M	<24 M
o-Xylene	<3 µg/kg	TM089		<12 M	<12 M	401 M	<12 M	<12 M	<12 M
sum of detected mpo xylene by GC	<9 µg/kg	TM089		<36	<36	2220	<36	<36	<36
sum of detected BTEX by GC	<24 µg/kg	TM089		<96	<96	4350	<96	<96	<96
Aliphatics >C5-C6	<10 µg/kg	TM089		<40	<40	49.4	<40	<40	<40
Aliphatics >C6-C8	<10 µg/kg	TM089		<40	<40	312	<40	<40	<40
Aliphatics >C8-C10	<10 µg/kg	TM089		<40	<40	20300	<40	<40	<40
Aliphatics >C10-C12	<10 µg/kg	TM089		<40	<40	70600	<40	<40	<40
Aliphatics >C12-C16	<100 µg/kg	TM173		<100	<100	17600	<100	<100	<100
Aliphatics >C16-C21	<100 µg/kg	TM173		<100	<100	3670	<100	<100	<100
Aliphatics >C21-C35	<100 µg/kg	TM173		<100	<100	4060	2690	<100	<100
Aliphatics >C35-C44	<100 µg/kg	TM173		<100	<100	399	<100	<100	<100
Total Aliphatics >C12-C44	<100 µg/kg	TM173		<100	<100	25700	2690	<100	<100
Aromatics >EC5-EC7	<10 µg/kg	TM089		<40	<40	201	<40	<40	<40
Aromatics >EC7-EC8	<10 µg/kg	TM089		<40	<40	1510	<40	<40	<40
Aromatics >EC8-EC10	<10 µg/kg	TM089		<40	<40	16200	<40	<40	<40
Aromatics >EC10-EC12	<10 µg/kg	TM089		<40	<40	47100	<40	<40	<40
Aromatics >EC12-EC16	<100 µg/kg	TM173		<100	<100	13000	<100	<100	<100
Aromatics >EC16-EC21	<100 µg/kg	TM173		<100	<100	5170	<100	<100	<100
Aromatics >EC21-EC35	<100 µg/kg	TM173		<100	<100	5850	<100	<100	<100
Aromatics >EC35-EC44	<100 µg/kg	TM173		<100	<100	<100	<100	<100	<100
Aromatics >EC40-EC44	<100 µg/kg	TM173		<100	<100	<100	<100	<100	<100
Total Aromatics >EC12-EC44	<100 µg/kg	TM173		<100	<100	24000	<100	<100	<100
Total Aliphatics & Aromatics >C5-C44	<100 µg/kg	TM173		<100	<100	206000	2690	<100	<100

CERTIFICATE OF ANALYSIS

SDG:	140703-86	**Location:**	Coed Darcy	**Order Number:**	CD0729
Job:	H_ATKINS_LDC-224	**Customer:**	Atkins Global Ltd	**Report Number:**	278222
Client Reference:	Site Wide Trial Pitting	**Attention:**	Jack Lowrie	**Superseded Report:**	

Asbestos Identification - Solid Samples

		Date of Analysis	Analysed By	Comments	Amosite (Brown) Asbestos	Chrysotile (White) Asbestos	Crocidolite (Blue) Asbestos	Fibrous Actinolite	Fibrous Anthophyllite	Fibrous Tremolite	Non-Asbestos Fibre
Cust. Sample Ref. Depth (m) Sample Type Date Sampled Date Receieved SDG Original Sample Method Number	IP023 0.50 SOLID 01/07/2014 00:00:00 140703-86 9552094 TM048	15/07/14	Chris Swindells	-	Not Detected (#)	Not Detected (#)	Not Detected (#)	Not Detected (#)	Not Detected (#)	Not Detected (#)	Not Detected
Cust. Sample Ref. Depth (m) Sample Type Date Sampled Date Receieved SDG Original Sample Method Number	IP047 0.50 SOLID 01/07/2014 00:00:00 140703-86 9552111 TM048	15/07/14	Chris Swindells	-	Not Detected (#)	Not Detected (#)	Not Detected (#)	Not Detected (#)	Not Detected (#)	Not Detected (#)	Not Detected
Cust. Sample Ref. Depth (m) Sample Type Date Sampled Date Receieved SDG Original Sample Method Number	IP049 0.50 SOLID 01/07/2014 00:00:00 140703-86 9552009 TM048	15/07/14	Lauren Sargeant	-	Not Detected (#)	Not Detected (#)	Not Detected (#)	Not Detected (#)	Not Detected (#)	Not Detected (#)	Not Detected
Cust. Sample Ref. Depth (m) Sample Type Date Sampled Date Receieved SDG Original Sample Method Number	IP053 0.50 SOLID 01/07/2014 00:00:00 140703-86 9552073 TM048	15/07/14	Lauren Sargeant	Loose fibres in soil	Trace (#)	Not Detected (#)	Not Detected (#)	Not Detected (#)	Not Detected (#)	Not Detected (#)	Not Detected
Cust. Sample Ref. Depth (m) Sample Type Date Sampled Date Receieved SDG Original Sample Method Number	IP053 0.90 SOLID 01/07/2014 00:00:00 140703-86 9552077 TM048	15/07/14	Chris Swindells	Loose fibres in soil	Trace (#)	Detected (#)	Not Detected (#)	Not Detected (#)	Not Detected (#)	Not Detected (#)	Not Detected

CERTIFICATE OF ANALYSIS

SDG: 140703-86 **Location:** Coed Darcy **Order Number:** CD0729
Job: H_ATKINS_LDC-224 **Customer:** Atkins Global Ltd **Report Number:** 278222
Client Reference: Site Wide Trial Pitting **Attention:** Jack Lowrie **Superseded Report:**

		Date of Analysis	Analysed By	Comments	Amosite (Brown) Asbestos	Chrysotile (White) Asbestos	Crocidolite (Blue) Asbestos	Fibrous Actinolite	Fibrous Anthophyllite	Fibrous Tremolite	Non-Asbestos Fibre
Cust. Sample Ref. Depth (m) Sample Type Date Sampled Date Receieved SDG Original Sample Method Number	IP058 0.50 SOLID 01/07/2014 00:00:00 140703-86 9551737 TM048	15/07/14	Simon Postlewhite	Loose fibres in soil	Trace (#)	Detected (#)	Not Detected (#)	Not Detected (#)	Not Detected (#)	Not Detected (#)	Not Detected
Cust. Sample Ref. Depth (m) Sample Type Date Sampled Date Receieved SDG Original Sample Method Number	IP078 0.50 SOLID 01/07/2014 00:00:00 140703-86 9551733 TM048	15/07/14	Paul Fenney	-	Not Detected (#)	Not Detected (#)	Not Detected (#)	Not Detected (#)	Not Detected (#)	Not Detected (#)	Not Detected
Cust. Sample Ref. Depth (m) Sample Type Date Sampled Date Receieved SDG Original Sample Method Number	IP089 0.50 SOLID 01/07/2014 00:00:00 140703-86 9552039 TM048	15/07/14	Lauren Sargeant	-	Not Detected (#)	Not Detected (#)	Not Detected (#)	Not Detected (#)	Not Detected (#)	Not Detected (#)	Not Detected
Cust. Sample Ref. Depth (m) Sample Type Date Sampled Date Receieved SDG Original Sample Method Number	IP092 0.50 SOLID 01/07/2014 00:00:00 140703-86 9552051 TM048	15/07/14	Martin Cotterell	-	Not Detected (#)	Not Detected (#)	Not Detected (#)	Not Detected (#)	Not Detected (#)	Not Detected (#)	Not Detected
Cust. Sample Ref. Depth (m) Sample Type Date Sampled Date Receieved SDG Original Sample Method Number	IP096 0.50 SOLID 01/07/2014 00:00:00 140703-86 9551724 TM048	15/07/14	Simon Postlewhite	Loose fibres in soil	Not Detected (#)	Trace (#)	Not Detected (#)	Not Detected (#)	Not Detected (#)	Not Detected (#)	Not Detected
Cust. Sample Ref. Depth (m) Sample Type Date Sampled Date Receieved SDG Original Sample Method Number	IP110 0.50 SOLID 01/07/2014 00:00:00 140703-86 9551851 TM048	15/07/14	Chris Swindells	-	Not Detected (#)	Not Detected (#)	Not Detected (#)	Not Detected (#)	Not Detected (#)	Not Detected (#)	Not Detected

CERTIFICATE OF ANALYSIS

SDG: 140703-86 **Location:** Coed Darcy **Order Number:** CD0729
Job: H_ATKINS_LDC-224 **Customer:** Atkins Global Ltd **Report Number:** 278222
Client Reference: Site Wide Trial Pitting **Attention:** Jack Lowrie **Superseded Report:**

		Date of Analysis	Analysed By	Comments	Amosite (Brown) Asbestos	Chrysotile (White) Asbestos	Crocidolite (Blue) Asbestos	Fibrous Actinolite	Fibrous Anthophyllite	Fibrous Tremolite	Non-Asbestos Fibre
Cust. Sample Ref. Depth (m) Sample Type Date Sampled Date Receieved SDG Original Sample Method Number	IP112 0.50 SOLID 01/07/2014 00:00:00 140703-86 9551934 TM048	15/07/14	Simon Postlewhite	-	Not Detected (#)	Not Detected (#)	Not Detected (#)	Not Detected (#)	Not Detected (#)	Not Detected (#)	Not Detected
Cust. Sample Ref. Depth (m) Sample Type Date Sampled Date Receieved SDG Original Sample Method Number	IP113 0.50 SOLID 01/07/2014 00:00:00 140703-86 9551952 TM048	15/07/14	Martin Cotterell	-	Not Detected (#)	Not Detected (#)	Not Detected (#)	Not Detected (#)	Not Detected (#)	Not Detected (#)	Not Detected
Cust. Sample Ref. Depth (m) Sample Type Date Sampled Date Receieved SDG Original Sample Method Number	IP118 0.50 SOLID 01/07/2014 00:00:00 140703-86 9551695 TM048	15/07/14	Paul Fenney	-	Not Detected (#)	Not Detected (#)	Not Detected (#)	Not Detected (#)	Not Detected (#)	Not Detected (#)	Not Detected
Cust. Sample Ref. Depth (m) Sample Type Date Sampled Date Receieved SDG Original Sample Method Number	IP119 0.50 SOLID 01/07/2014 00:00:00 140703-86 9551682 TM048	15/07/14	Simon Postlewhite	-	Not Detected (#)	Not Detected (#)	Not Detected (#)	Not Detected (#)	Not Detected (#)	Not Detected (#)	Not Detected
Cust. Sample Ref. Depth (m) Sample Type Date Sampled Date Receieved SDG Original Sample Method Number	IP133 0.50 SOLID 01/07/2014 00:00:00 140703-86 9551666 TM048	15/07/14	Paul Fenney	-	Not Detected (#)	Not Detected (#)	Not Detected (#)	Not Detected (#)	Not Detected (#)	Not Detected (#)	Not Detected
Cust. Sample Ref. Depth (m) Sample Type Date Sampled Date Receieved SDG Original Sample Method Number	IP136 0.50 SOLID 01/07/2014 00:00:00 140703-86 9551912 TM048	15/07/14	Paul Fenney	-	Not Detected (#)	Not Detected (#)	Not Detected (#)	Not Detected (#)	Not Detected (#)	Not Detected (#)	Not Detected

CERTIFICATE OF ANALYSIS

SDG: 140703-86 **Location:** Coed Darcy **Order Number:** CD0729
Job: H_ATKINS_LDC-224 **Customer:** Atkins Global Ltd **Report Number:** 278222
Client Reference: Site Wide Trial Pitting **Attention:** Jack Lowrie **Superseded Report:**

		Date of Analysis	Analysed By	Comments	Amosite (Brown) Asbestos	Chrysotile (White) Asbestos	Crocidolite (Blue) Asbestos	Fibrous Actinolite	Fibrous Anthophyllite	Fibrous Tremolite	Non-Asbestos Fibre
Cust. Sample Ref. Depth (m) Sample Type Date Sampled Date Receieved SDG Original Sample Method Number	IP137 0.20 SOLID 01/07/2014 00:00:00 140703-86 9551876 TM048	15/07/14	Simon Postlewhite	-	Not Detected (#)	Not Detected (#)	Not Detected (#)	Not Detected (#)	Not Detected (#)	Not Detected (#)	Not Detected
Cust. Sample Ref. Depth (m) Sample Type Date Sampled Date Receieved SDG Original Sample Method Number	IP137 0.50 SOLID 01/07/2014 00:00:00 140703-86 9551880 TM048	15/07/14	Chris Swindells	-	Not Detected (#)	Not Detected (#)	Not Detected (#)	Not Detected (#)	Not Detected (#)	Not Detected (#)	Not Detected
Cust. Sample Ref. Depth (m) Sample Type Date Sampled Date Receieved SDG Original Sample Method Number	IP138 0.50 SOLID 01/07/2014 00:00:00 140703-86 9551839 TM048	15/07/14	Chris Swindells	-	Not Detected (#)	Not Detected (#)	Not Detected (#)	Not Detected (#)	Not Detected (#)	Not Detected (#)	Not Detected
Cust. Sample Ref. Depth (m) Sample Type Date Sampled Date Receieved SDG Original Sample Method Number	IP148 0.50 SOLID 01/07/2014 00:00:00 140703-86 9551819 TM048	15/07/14	Chris Swindells	-	Not Detected (#)	Not Detected (#)	Not Detected (#)	Not Detected (#)	Not Detected (#)	Not Detected (#)	Not Detected
Cust. Sample Ref. Depth (m) Sample Type Date Sampled Date Receieved SDG Original Sample Method Number	IP150 0.50 SOLID 01/07/2014 00:00:00 140703-86 9551897 TM048	15/07/14	Paul Fenney	-	Not Detected (#)	Not Detected (#)	Not Detected (#)	Not Detected (#)	Not Detected (#)	Not Detected (#)	Not Detected
Cust. Sample Ref. Depth (m) Sample Type Date Sampled Date Receieved SDG Original Sample Method Number	IP152 0.50 SOLID 01/07/2014 00:00:00 140703-86 9551996 TM048	15/07/14	Simon Postlewhite	-	Not Detected (#)	Not Detected (#)	Not Detected (#)	Not Detected (#)	Not Detected (#)	Not Detected (#)	Not Detected

CERTIFICATE OF ANALYSIS

SDG: 140703-86 **Location:** Coed Darcy **Order Number:** CD0729
Job: H_ATKINS_LDC-224 **Customer:** Atkins Global Ltd **Report Number:** 278222
Client Reference: Site Wide Trial Pitting **Attention:** Jack Lowrie **Superseded Report:**

		Date of Analysis	Analysed By	Comments	Amosite (Brown) Asbestos	Chrysotile (White) Asbestos	Crocidolite (Blue) Asbestos	Fibrous Actinolite	Fibrous Anthophyllite	Fibrous Tremolite	Non-Asbestos Fibre
Cust. Sample Ref. Depth (m) Sample Type Date Sampled Date Receieved SDG Original Sample Method Number	IP153 0.50 SOLID 01/07/2014 00:00:00 140703-86 9551974 TM048	15/07/14	Chris Swindells	Loose fibres in soil	Not Detected (#)	Not Detected (#)	Detected (#)	Not Detected (#)	Not Detected (#)	Not Detected (#)	Not Detected
Cust. Sample Ref. Depth (m) Sample Type Date Sampled Date Receieved SDG Original Sample Method Number	IP158 0.50 SOLID 01/07/2014 00:00:00 140703-86 9552014 TM048	15/07/14	Simon Postlewhite	-	Not Detected (#)	Not Detected (#)	Not Detected (#)	Not Detected (#)	Not Detected (#)	Not Detected (#)	Not Detected
Cust. Sample Ref. Depth (m) Sample Type Date Sampled Date Receieved SDG Original Sample Method Number	IP199 0.50 SOLID 01/07/2014 00:00:00 140703-86 9551636 TM048	15/07/14	Lauren Sargeant	-	Not Detected (#)	Not Detected (#)	Not Detected (#)	Not Detected (#)	Not Detected (#)	Not Detected (#)	Not Detected
Cust. Sample Ref. Depth (m) Sample Type Date Sampled Date Receieved SDG Original Sample Method Number	IP199 1.00 SOLID 01/07/2014 00:00:00 140703-86 9551707 TM048	15/07/14	Simon Postlewhite	-	Not Detected (#)	Not Detected (#)	Not Detected (#)	Not Detected (#)	Not Detected (#)	Not Detected (#)	Not Detected
Cust. Sample Ref. Depth (m) Sample Type Date Sampled Date Receieved SDG Original Sample Method Number	IP211 0.50 SOLID 01/07/2014 00:00:00 140703-86 9551859 TM048	15/07/14	Paul Fenney	-	Not Detected (#)	Not Detected (#)	Not Detected (#)	Not Detected (#)	Not Detected (#)	Not Detected (#)	Not Detected
Cust. Sample Ref. Depth (m) Sample Type Date Sampled Date Receieved SDG Original Sample Method Number	IP227 0.50 SOLID 01/07/2014 00:00:00 140703-86 9551756 TM048	15/07/14	Lauren Sargeant	-	Not Detected (#)	Not Detected (#)	Not Detected (#)	Not Detected (#)	Not Detected (#)	Not Detected (#)	Not Detected

CERTIFICATE OF ANALYSIS

SDG: 140703-86 **Location:** Coed Darcy **Order Number:** CD0729
Job: H_ATKINS_LDC-224 **Customer:** Atkins Global Ltd **Report Number:** 278222
Client Reference: Site Wide Trial Pitting **Attention:** Jack Lowrie **Superseded Report:**

		Date of Analysis	Analysed By	Comments	Amosite (Brown) Asbestos	Chrysotile (White) Asbestos	Crocidolite (Blue) Asbestos	Fibrous Actinolite	Fibrous Anthophyllite	Fibrous Tremolite	Non-Asbestos Fibre
Cust. Sample Ref. Depth (m) Sample Type Date Sampled Date Receieved SDG Original Sample Method Number	IP228 0.50 SOLID 01/07/2014 00:00:00 140703-86 9551752 TM048	15/07/14	Lauren Sargeant	-	Not Detected (#)	Not Detected (#)	Not Detected (#)	Not Detected (#)	Not Detected (#)	Not Detected (#)	Not Detected
Cust. Sample Ref. Depth (m) Sample Type Date Sampled Date Receieved SDG Original Sample Method Number	IP229 0.50 SOLID 01/07/2014 00:00:00 140703-86 9551769 TM048	15/07/14	Chris Swindells	-	Not Detected (#)	Not Detected (#)	Not Detected (#)	Not Detected (#)	Not Detected (#)	Not Detected (#)	Not Detected
Cust. Sample Ref. Depth (m) Sample Type Date Sampled Date Receieved SDG Original Sample Method Number	IP230 0.50 SOLID 01/07/2014 00:00:00 140703-86 9551773 TM048	15/07/14	Martin Cotterell	-	Not Detected (#)	Not Detected (#)	Not Detected (#)	Not Detected (#)	Not Detected (#)	Not Detected (#)	Not Detected
Cust. Sample Ref. Depth (m) Sample Type Date Sampled Date Receieved SDG Original Sample Method Number	IP244 0.50 SOLID 01/07/2014 00:00:00 140703-86 9551781 TM048	15/07/14	Martin Cotterell	-	Not Detected (#)	Not Detected (#)	Not Detected (#)	Not Detected (#)	Not Detected (#)	Not Detected (#)	Not Detected
Cust. Sample Ref. Depth (m) Sample Type Date Sampled Date Receieved SDG Original Sample Method Number	IP245 0.30 SOLID 01/07/2014 00:00:00 140703-86 9551785 TM048	15/07/14	Lauren Sargeant	-	Not Detected (#)	Not Detected (#)	Not Detected (#)	Not Detected (#)	Not Detected (#)	Not Detected (#)	Not Detected
Cust. Sample Ref. Depth (m) Sample Type Date Sampled Date Receieved SDG Original Sample Method Number	IP246 0.30 SOLID 01/07/2014 00:00:00 140703-86 9551789 TM048	15/07/14	Simon Postlewhite	-	Not Detected (#)	Not Detected (#)	Not Detected (#)	Not Detected (#)	Not Detected (#)	Not Detected (#)	Not Detected

CERTIFICATE OF ANALYSIS

SDG: 140703-86 **Location:** Coed Darcy **Order Number:** CD0729
Job: H_ATKINS_LDC-224 **Customer:** Atkins Global Ltd **Report Number:** 278222
Client Reference: Site Wide Trial Pitting **Attention:** Jack Lowrie **Superseded Report:**

		Date of Analysis	Analysed By	Comments	Amosite (Brown) Asbestos	Chrysotile (White) Asbestos	Crocidolite (Blue) Asbestos	Fibrous Actinolite	Fibrous Anthophyllite	Fibrous Tremolite	Non-Asbestos Fibre
Cust. Sample Ref. Depth (m) Sample Type Date Sampled Date Receieved SDG Original Sample Method Number	IP271 0.80 SOLID 01/07/2014 00:00:00 140703-86 9551793 TM048	15/07/14	Chris Swindells	-	Not Detected (#)	Not Detected (#)	Not Detected (#)	Not Detected (#)	Not Detected (#)	Not Detected (#)	Not Detected
Cust. Sample Ref. Depth (m) Sample Type Date Sampled Date Receieved SDG Original Sample Method Number	IP272 0.30 SOLID 01/07/2014 00:00:00 140703-86 9551798 TM048	15/07/14	Paul Fenney	-	Not Detected (#)	Not Detected (#)	Not Detected (#)	Not Detected (#)	Not Detected (#)	Not Detected (#)	Not Detected
Cust. Sample Ref. Depth (m) Sample Type Date Sampled Date Receieved SDG Original Sample Method Number	IP272 1.00 SOLID 01/07/2014 00:00:00 140703-86 9551802 TM048	15/07/14	Chris Swindells	-	Not Detected (#)	Not Detected (#)	Not Detected (#)	Not Detected (#)	Not Detected (#)	Not Detected (#)	Not Detected
Cust. Sample Ref. Depth (m) Sample Type Date Sampled Date Receieved SDG Original Sample Method Number	IP301 1.00 SOLID 01/07/2014 00:00:00 140703-86 9551812 TM048	15/07/14	Simon Postlewhite	-	Not Detected (#)	Not Detected (#)	Not Detected (#)	Not Detected (#)	Not Detected (#)	Not Detected (#)	Not Detected

CERTIFICATE OF ANALYSIS

SDG:	140703-86	**Location:**	Coed Darcy	**Order Number:**	CD0729
Job:	H_ATKINS_LDC-224	**Customer:**	Atkins Global Ltd	**Report Number:**	278222
Client Reference:	Site Wide Trial Pitting	**Attention:**	Jack Lowrie	**Superseded Report:**	

Asbestos Quantification - Full

		Additional Asbestos Components (Using TM048)	Analysts Comments	Asbestos Quantification - Gravimetric - %	Asbestos Quantification - PCOM Evaluation - %	Asbestos Quantification - Total - %
Cust. Sample Ref. Depth (m) Sample Type Date Sampled Date Receieved SDG Original Sample Method Number	IP053 0.90 SOLID 01/07/2014 00:00:00 140703-86 9552077 TM 304	None (#)	N/C	<0.001 (#)	<0.001 (#)	<0.001 (#)
Cust. Sample Ref. Depth (m) Sample Type Date Sampled Date Receieved SDG Original Sample Method Number	IP058 0.50 SOLID 01/07/2014 00:00:00 140703-86 9551737 TM 304	None (#)	N/C	0.0016 (#)	<0.001 (#)	0.0019 (#)
Cust. Sample Ref. Depth (m) Sample Type Date Sampled Date Receieved SDG Original Sample Method Number	IP153 0.50 SOLID 01/07/2014 00:00:00 140703-86 9551974 TM 304	None (#)	N/C	<0.001 (#)	<0.001 (#)	<0.001 (#)

CERTIFICATE OF ANALYSIS

SDG:	140703-86	**Location:**	Coed Darcy	**Order Number:**	CD0729
Job:	H_ATKINS_LDC-224	**Customer:**	Atkins Global Ltd	**Report Number:**	278222
Client Reference:	Site Wide Trial Pitting	**Attention:**	Jack Lowrie	**Superseded Report:**	

Table of Results - Appendix

Method No	Reference	Description	Wet/Dry Sample [1]	Surrogate Corrected
ASB_PREP				
PM001		Preparation of Samples for Metals Analysis		
PM024	Modified BS 1377	Soil preparation including homogenisation, moisture screens of soils for Asbestos Containing Material		
TM 304				
TM048	HSG 248, Asbestos: The analysts' guide for sampling, analysis and clearance procedures	Identification of Asbestos in Bulk Material		
TM089	Modified: US EPA Methods 8020 & 602	Determination of Gasoline Range Hydrocarbons (GRO) and BTEX (MTBE) compounds by Headspace GC-FID (C4-C12)		
TM132	In - house Method	ELTRA CS800 Operators Guide		
TM133	BS 1377: Part 3 1990;BS 6068-2.5	Determination of pH in Soil and Water using the GLpH pH Meter		
TM173	Analysis of Petroleum Hydrocarbons in Environmental Media – Total Petroleum Hydrocarbon Criteria	Determination of Speciated Extractable Petroleum Hydrocarbons in Soils by GC-FID		
TM181	US EPA Method 6010B	Determination of Routine Metals in Soil by iCap 6500 Duo ICP-OES		
TM218	Microwave extraction – EPA method 3546	Microwave extraction - EPA method 3546		

[1] Applies to Solid samples only. DRY indicates samples have been dried at 35°C. NA = not applicable.

CERTIFICATE OF ANALYSIS

SDG:	140703-86	**Location:**	Coed Darcy	**Order Number:**	CD0729
Job:	H_ATKINS_LDC-224	**Customer:**	Atkins Global Ltd	**Report Number:**	278222
Client Reference:	Site Wide Trial Pitting	**Attention:**	Jack Lowrie	**Superseded Report:**	

Test Completion Dates

Lab Sample No(s)	9552094	9552098	9552102	9552106	9551647	9551651	9551655	9552111	9552009	9552019
Customer Sample Ref.	IP023	IP023	IP023	IP023	IP047	IP047	IP047	IP047	IP049	IP049
AGS Ref.										
Depth	0.50	1.50	2.50	3.50	1.50	2.50	3.00	0.50	0.50	1.30
Type	SOLID	SOLID	SOLID	SOLID	SOLID	SOLID	SOLID	SOLID	SOLID	SOLID
Asbestos ID in Solid Samples	15-Jul-2014							15-Jul-2014	15-Jul-2014	
EPH CWG (Aliphatic) GC (S)	15-Jul-2014	15-Jul-2014	15-Jul-2014	15-Jul-2014	15-Jul-2014	15-Jul-2014	15-Jul-2014	15-Jul-2014	15-Jul-2014	15-Jul-2014
EPH CWG (Aromatic) GC (S)	15-Jul-2014	15-Jul-2014	15-Jul-2014	15-Jul-2014	15-Jul-2014	15-Jul-2014	15-Jul-2014	15-Jul-2014	15-Jul-2014	15-Jul-2014
GRO by GC-FID (S)	12-Jul-2014	12-Jul-2014	13-Jul-2014	12-Jul-2014	12-Jul-2014	13-Jul-2014	12-Jul-2014	14-Jul-2014	13-Jul-2014	13-Jul-2014
Metals in solid samples by OES	15-Jul-2014	10-Jul-2014	09-Jul-2014	10-Jul-2014	11-Jul-2014	09-Jul-2014	09-Jul-2014	14-Jul-2014	14-Jul-2014	10-Jul-2014
PAH by GCMS	11-Jul-2014	10-Jul-2014	08-Jul-2014	11-Jul-2014	07-Jul-2014	08-Jul-2014	08-Jul-2014	11-Jul-2014	12-Jul-2014	10-Jul-2014
pH	15-Jul-2014	14-Jul-2014	14-Jul-2014	14-Jul-2014	14-Jul-2014	14-Jul-2014	14-Jul-2014	15-Jul-2014	14-Jul-2014	14-Jul-2014
Sample description	09-Jul-2014	07-Jul-2014	04-Jul-2014	07-Jul-2014	04-Jul-2014	04-Jul-2014	04-Jul-2014	09-Jul-2014	09-Jul-2014	07-Jul-2014
Total Organic Carbon								14-Jul-2014		
TPH CWG GC (S)	15-Jul-2014	15-Jul-2014	15-Jul-2014	15-Jul-2014	15-Jul-2014	15-Jul-2014	15-Jul-2014	15-Jul-2014	15-Jul-2014	15-Jul-2014

Lab Sample No(s)	9552025	9552030	9552034	9552073	9552077	9552083	9552088	9551737	9551743	9551748
Customer Sample Ref.	IP049	IP049	IP049	IP053	IP053	IP053	IP053	IP058	IP058	IP058
AGS Ref.										
Depth	1.50	2.40	3.40	0.50	0.90	1.80	3.00	0.50	1.50	2.40
Type	SOLID	SOLID	SOLID	SOLID	SOLID	SOLID	SOLID	SOLID	SOLID	SOLID
Asbestos ID in Solid Samples				15-Jul-2014	15-Jul-2014			15-Jul-2014		
Asbestos Quantification - Full					25-Jul-2014			25-Jul-2014		
EPH CWG (Aliphatic) GC (S)	15-Jul-2014	15-Jul-2014	15-Jul-2014	15-Jul-2014	15-Jul-2014	15-Jul-2014	15-Jul-2014	14-Jul-2014	15-Jul-2014	15-Jul-2014
EPH CWG (Aromatic) GC (S)	15-Jul-2014	15-Jul-2014	15-Jul-2014	15-Jul-2014	15-Jul-2014	15-Jul-2014	15-Jul-2014	14-Jul-2014	15-Jul-2014	15-Jul-2014
GRO by GC-FID (S)	12-Jul-2014	12-Jul-2014	13-Jul-2014	14-Jul-2014	14-Jul-2014	13-Jul-2014	14-Jul-2014	12-Jul-2014	12-Jul-2014	12-Jul-2014
Metals in solid samples by OES	10-Jul-2014	10-Jul-2014	10-Jul-2014	14-Jul-2014	15-Jul-2014	10-Jul-2014	10-Jul-2014	14-Jul-2014	10-Jul-2014	15-Jul-2014
PAH by GCMS	10-Jul-2014	10-Jul-2014	10-Jul-2014	12-Jul-2014	12-Jul-2014	11-Jul-2014	10-Jul-2014	11-Jul-2014	08-Jul-2014	11-Jul-2014
pH	14-Jul-2014	14-Jul-2014	14-Jul-2014	14-Jul-2014	14-Jul-2014	14-Jul-2014	14-Jul-2014	15-Jul-2014	14-Jul-2014	15-Jul-2014
Sample description	07-Jul-2014	07-Jul-2014	07-Jul-2014	10-Jul-2014	10-Jul-2014	07-Jul-2014	07-Jul-2014	09-Jul-2014	04-Jul-2014	07-Jul-2014
TPH CWG GC (S)	15-Jul-2014	15-Jul-2014	15-Jul-2014	15-Jul-2014	15-Jul-2014	15-Jul-2014	15-Jul-2014	14-Jul-2014	15-Jul-2014	15-Jul-2014

Lab Sample No(s)	9551733	9552039	9552043	9552047	9552051	9552055	9552060	9552069	9551724	9551728
Customer Sample Ref.	IP078	IP089	IP089	IP089	IP092	IP092	IP092	IP092	IP096	IP096
AGS Ref.										
Depth	0.50	0.50	1.50	2.20	0.50	1.50	2.50	3.50	0.50	1.50
Type	SOLID	SOLID	SOLID	SOLID	SOLID	SOLID	SOLID	SOLID	SOLID	SOLID
Asbestos ID in Solid Samples	15-Jul-2014	15-Jul-2014			15-Jul-2014				15-Jul-2014	
EPH CWG (Aliphatic) GC (S)	15-Jul-2014	15-Jul-2014	16-Jul-2014	15-Jul-2014	14-Jul-2014	16-Jul-2014	15-Jul-2014	16-Jul-2014	15-Jul-2014	15-Jul-2014
EPH CWG (Aromatic) GC (S)	16-Jul-2014	15-Jul-2014	15-Jul-2014	15-Jul-2014	14-Jul-2014	15-Jul-2014	15-Jul-2014	15-Jul-2014	16-Jul-2014	15-Jul-2014
GRO by GC-FID (S)	13-Jul-2014	13-Jul-2014	14-Jul-2014	13-Jul-2014	12-Jul-2014	13-Jul-2014	13-Jul-2014	13-Jul-2014	12-Jul-2014	12-Jul-2014
Metals in solid samples by OES	15-Jul-2014	15-Jul-2014	10-Jul-2014	10-Jul-2014	15-Jul-2014	11-Jul-2014	10-Jul-2014	09-Jul-2014	14-Jul-2014	10-Jul-2014
PAH by GCMS	11-Jul-2014	11-Jul-2014	10-Jul-2014	09-Jul-2014	12-Jul-2014	10-Jul-2014	11-Jul-2014	10-Jul-2014	11-Jul-2014	08-Jul-2014
pH	15-Jul-2014	14-Jul-2014	14-Jul-2014	14-Jul-2014	14-Jul-2014	14-Jul-2014	14-Jul-2014	14-Jul-2014	15-Jul-2014	14-Jul-2014
Sample description	09-Jul-2014	09-Jul-2014	07-Jul-2014	07-Jul-2014	10-Jul-2014	07-Jul-2014	07-Jul-2014	07-Jul-2014	09-Jul-2014	04-Jul-2014
Total Organic Carbon										09-Jul-2014
TPH CWG GC (S)	16-Jul-2014	15-Jul-2014	16-Jul-2014	15-Jul-2014	14-Jul-2014	16-Jul-2014	15-Jul-2014	16-Jul-2014	16-Jul-2014	15-Jul-2014

Lab Sample No(s)	9551851	9551855	9551869	9551934	9551939	9551944	9551948	9551952	9551956	9551960
Customer Sample Ref.	IP110	IP110	IP110	IP112	IP112	IP112	IP112	IP113	IP113	IP113
AGS Ref.										
Depth	0.50	1.40	2.50	0.50	1.50	2.50	3.50	0.50	1.50	2.50
Type	SOLID	SOLID	SOLID	SOLID	SOLID	SOLID	SOLID	SOLID	SOLID	SOLID
Asbestos ID in Solid Samples	15-Jul-2014			15-Jul-2014				15-Jul-2014		
EPH CWG (Aliphatic) GC (S)	15-Jul-2014	15-Jul-2014	15-Jul-2014	15-Jul-2014	15-Jul-2014	15-Jul-2014	15-Jul-2014	14-Jul-2014	15-Jul-2014	15-Jul-2014
EPH CWG (Aromatic) GC (S)	15-Jul-2014	15-Jul-2014	15-Jul-2014	15-Jul-2014	15-Jul-2014	15-Jul-2014	15-Jul-2014	14-Jul-2014	15-Jul-2014	15-Jul-2014
GRO by GC-FID (S)	15-Jul-2014	14-Jul-2014	14-Jul-2014	14-Jul-2014	14-Jul-2014	14-Jul-2014	15-Jul-2014	15-Jul-2014	12-Jul-2014	12-Jul-2014
Metals in solid samples by OES	14-Jul-2014	09-Jul-2014	09-Jul-2014	14-Jul-2014	11-Jul-2014	11-Jul-2014	11-Jul-2014	14-Jul-2014	10-Jul-2014	10-Jul-2014
PAH by GCMS	09-Jul-2014	08-Jul-2014	08-Jul-2014	11-Jul-2014	08-Jul-2014	08-Jul-2014	08-Jul-2014	11-Jul-2014	08-Jul-2014	08-Jul-2014
pH	15-Jul-2014	14-Jul-2014	14-Jul-2014	15-Jul-2014	14-Jul-2014	14-Jul-2014	14-Jul-2014	15-Jul-2014	14-Jul-2014	14-Jul-2014
Sample description	04-Jul-2014	04-Jul-2014	04-Jul-2014	09-Jul-2014	04-Jul-2014	04-Jul-2014	04-Jul-2014	09-Jul-2014	04-Jul-2014	04-Jul-2014
Total Organic Carbon									09-Jul-2014	
TPH CWG GC (S)	15-Jul-2014	15-Jul-2014	15-Jul-2014	15-Jul-2014	15-Jul-2014	15-Jul-2014	15-Jul-2014	15-Jul-2014	15-Jul-2014	15-Jul-2014

CERTIFICATE OF ANALYSIS

SDG:	140703-86	**Location:**	Coed Darcy	**Order Number:**	CD0729
Job:	H_ATKINS_LDC-224	**Customer:**	Atkins Global Ltd	**Report Number:**	278222
Client Reference:	Site Wide Trial Pitting	**Attention:**	Jack Lowrie	**Superseded Report:**	

Lab Sample No(s)	9551968	9551695	9551716	9551720	9551682	9551686	9551691	9551666	9551670	9551674
Customer Sample Ref.	IP113	IP118	IP118	IP118	IP119	IP119	IP119	IP133	IP133	IP133
AGS Ref.										
Depth	3.50	0.50	1.50	2.50	0.50	1.50	2.00	0.50	1.50	2.30
Type	SOLID	SOLID	SOLID	SOLID	SOLID	SOLID	SOLID	SOLID	SOLID	SOLID
Asbestos ID in Solid Samples		15-Jul-2014			15-Jul-2014			15-Jul-2014		
EPH CWG (Aliphatic) GC (S)	15-Jul-2014	15-Jul-2014	15-Jul-2014	15-Jul-2014	15-Jul-2014	15-Jul-2014	15-Jul-2014	15-Jul-2014	15-Jul-2014	15-Jul-2014
EPH CWG (Aromatic) GC (S)	15-Jul-2014	15-Jul-2014	15-Jul-2014	15-Jul-2014	15-Jul-2014	15-Jul-2014	15-Jul-2014	14-Jul-2014	15-Jul-2014	15-Jul-2014
GRO by GC-FID (S)	12-Jul-2014	12-Jul-2014	12-Jul-2014	12-Jul-2014	12-Jul-2014	12-Jul-2014	12-Jul-2014	12-Jul-2014	14-Jul-2014	13-Jul-2014
Metals in solid samples by OES	09-Jul-2014	14-Jul-2014	11-Jul-2014	11-Jul-2014	15-Jul-2014	11-Jul-2014	11-Jul-2014	15-Jul-2014	11-Jul-2014	11-Jul-2014
PAH by GCMS	10-Jul-2014	11-Jul-2014	08-Jul-2014	08-Jul-2014	11-Jul-2014	10-Jul-2014	08-Jul-2014	09-Jul-2014	08-Jul-2014	08-Jul-2014
pH	14-Jul-2014	15-Jul-2014	14-Jul-2014	14-Jul-2014	15-Jul-2014	14-Jul-2014	14-Jul-2014	15-Jul-2014	14-Jul-2014	14-Jul-2014
Sample description	07-Jul-2014	09-Jul-2014	04-Jul-2014	04-Jul-2014	09-Jul-2014	07-Jul-2014	04-Jul-2014	04-Jul-2014	04-Jul-2014	04-Jul-2014
Total Organic Carbon								14-Jul-2014		
TPH CWG GC (S)	15-Jul-2014	15-Jul-2014	15-Jul-2014	15-Jul-2014	15-Jul-2014	15-Jul-2014	15-Jul-2014	15-Jul-2014	15-Jul-2014	15-Jul-2014

Lab Sample No(s)	9551678	9551912	9551921	9551926	9551930	9551876	9551880	9551885	9551889	9551893
Customer Sample Ref.	IP133	IP136	IP136	IP136	IP136	IP137	IP137	IP137	IP137	IP137
AGS Ref.										
Depth	3.00	0.50	1.20	2.50	3.50	0.20	0.50	1.50	2.50	3.50
Type	SOLID	SOLID	SOLID	SOLID	SOLID	SOLID	SOLID	SOLID	SOLID	SOLID
Asbestos ID in Solid Samples		15-Jul-2014				15-Jul-2014	15-Jul-2014			
EPH CWG (Aliphatic) GC (S)	15-Jul-2014	15-Jul-2014	15-Jul-2014	15-Jul-2014	15-Jul-2014	15-Jul-2014	14-Jul-2014	15-Jul-2014	15-Jul-2014	15-Jul-2014
EPH CWG (Aromatic) GC (S)	15-Jul-2014	15-Jul-2014	15-Jul-2014	15-Jul-2014	15-Jul-2014	15-Jul-2014	14-Jul-2014	15-Jul-2014	15-Jul-2014	15-Jul-2014
GRO by GC-FID (S)	14-Jul-2014	14-Jul-2014	14-Jul-2014	14-Jul-2014	15-Jul-2014	15-Jul-2014	12-Jul-2014	12-Jul-2014	12-Jul-2014	12-Jul-2014
Metals in solid samples by OES	11-Jul-2014	14-Jul-2014	10-Jul-2014	11-Jul-2014	10-Jul-2014	14-Jul-2014	14-Jul-2014	10-Jul-2014	10-Jul-2014	09-Jul-2014
PAH by GCMS	08-Jul-2014	11-Jul-2014	08-Jul-2014	08-Jul-2014	08-Jul-2014	09-Jul-2014	11-Jul-2014	08-Jul-2014	08-Jul-2014	08-Jul-2014
pH	14-Jul-2014	15-Jul-2014	14-Jul-2014	14-Jul-2014	14-Jul-2014	15-Jul-2014	15-Jul-2014	14-Jul-2014	14-Jul-2014	14-Jul-2014
Sample description	04-Jul-2014	09-Jul-2014	04-Jul-2014	04-Jul-2014	04-Jul-2014	04-Jul-2014	09-Jul-2014	04-Jul-2014	04-Jul-2014	04-Jul-2014
TPH CWG GC (S)	15-Jul-2014	15-Jul-2014	15-Jul-2014	15-Jul-2014	15-Jul-2014	15-Jul-2014	14-Jul-2014	15-Jul-2014	15-Jul-2014	15-Jul-2014

Lab Sample No(s)	9551839	9551843	9551847	9551819	9551824	9551830	9551835	9551897	9551903	9551907
Customer Sample Ref.	IP138	IP138	IP138	IP148	IP148	IP148	IP148	IP150	IP150	IP150
AGS Ref.										
Depth	0.50	1.50	2.50	0.50	1.60	2.30	3.50	0.50	1.50	2.50
Type	SOLID	SOLID	SOLID	SOLID	SOLID	SOLID	SOLID	SOLID	SOLID	SOLID
Asbestos ID in Solid Samples	15-Jul-2014			15-Jul-2014				15-Jul-2014		
EPH CWG (Aliphatic) GC (S)	14-Jul-2014	14-Jul-2014	15-Jul-2014	14-Jul-2014	15-Jul-2014	14-Jul-2014	14-Jul-2014	15-Jul-2014	15-Jul-2014	15-Jul-2014
EPH CWG (Aromatic) GC (S)	14-Jul-2014	14-Jul-2014	15-Jul-2014	14-Jul-2014	15-Jul-2014	14-Jul-2014	14-Jul-2014	15-Jul-2014	15-Jul-2014	15-Jul-2014
GRO by GC-FID (S)	14-Jul-2014	14-Jul-2014	14-Jul-2014	14-Jul-2014	14-Jul-2014	14-Jul-2014	14-Jul-2014	13-Jul-2014	13-Jul-2014	14-Jul-2014
Metals in solid samples by OES	15-Jul-2014	09-Jul-2014	11-Jul-2014	15-Jul-2014	09-Jul-2014	09-Jul-2014	09-Jul-2014	14-Jul-2014	11-Jul-2014	11-Jul-2014
PAH by GCMS	09-Jul-2014	08-Jul-2014	08-Jul-2014	09-Jul-2014	08-Jul-2014	08-Jul-2014	08-Jul-2014	11-Jul-2014	08-Jul-2014	08-Jul-2014
pH	15-Jul-2014	14-Jul-2014	14-Jul-2014	15-Jul-2014	14-Jul-2014	14-Jul-2014	14-Jul-2014	15-Jul-2014	14-Jul-2014	14-Jul-2014
Sample description	04-Jul-2014	04-Jul-2014	04-Jul-2014	04-Jul-2014	04-Jul-2014	04-Jul-2014	04-Jul-2014	09-Jul-2014	04-Jul-2014	04-Jul-2014
Total Organic Carbon					10-Jul-2014					
TPH CWG GC (S)	14-Jul-2014	14-Jul-2014	15-Jul-2014	14-Jul-2014	15-Jul-2014	14-Jul-2014	14-Jul-2014	15-Jul-2014	15-Jul-2014	15-Jul-2014

Lab Sample No(s)	9551996	9552000	9552004	9551974	9551978	9551982	9551987	9551991	9551640	9551660
Customer Sample Ref.	IP152	IP152	IP152	IP153	IP153	IP153	IP153	IP153	IP158	IP158
AGS Ref.										
Depth	0.50	1.50	2.50	0.50	1.50	2.50	3.50	4.00	2.50	3.50
Type	SOLID	SOLID	SOLID	SOLID	SOLID	SOLID	SOLID	SOLID	SOLID	SOLID
Asbestos ID in Solid Samples	15-Jul-2014			15-Jul-2014						
Asbestos Quantification - Full				25-Jul-2014						
EPH CWG (Aliphatic) GC (S)	15-Jul-2014	15-Jul-2014	15-Jul-2014	14-Jul-2014	15-Jul-2014	15-Jul-2014	15-Jul-2014	15-Jul-2014	15-Jul-2014	15-Jul-2014
EPH CWG (Aromatic) GC (S)	15-Jul-2014	15-Jul-2014	15-Jul-2014	14-Jul-2014	15-Jul-2014	15-Jul-2014	15-Jul-2014	15-Jul-2014	15-Jul-2014	15-Jul-2014
GRO by GC-FID (S)	14-Jul-2014	14-Jul-2014	14-Jul-2014	12-Jul-2014	12-Jul-2014	12-Jul-2014	12-Jul-2014	12-Jul-2014	13-Jul-2014	12-Jul-2014
Metals in solid samples by OES	14-Jul-2014	10-Jul-2014	10-Jul-2014	14-Jul-2014	10-Jul-2014	10-Jul-2014	10-Jul-2014	10-Jul-2014	11-Jul-2014	11-Jul-2014
PAH by GCMS	11-Jul-2014	09-Jul-2014	08-Jul-2014	11-Jul-2014	08-Jul-2014	08-Jul-2014	08-Jul-2014	08-Jul-2014	08-Jul-2014	08-Jul-2014
pH	15-Jul-2014	14-Jul-2014	14-Jul-2014	15-Jul-2014	14-Jul-2014	14-Jul-2014	14-Jul-2014	14-Jul-2014	14-Jul-2014	14-Jul-2014
Sample description	09-Jul-2014	04-Jul-2014	04-Jul-2014	09-Jul-2014	04-Jul-2014	04-Jul-2014	04-Jul-2014	04-Jul-2014	04-Jul-2014	04-Jul-2014
TPH CWG GC (S)	15-Jul-2014	15-Jul-2014	15-Jul-2014	14-Jul-2014	15-Jul-2014	15-Jul-2014	15-Jul-2014	15-Jul-2014	15-Jul-2014	15-Jul-2014

CERTIFICATE OF ANALYSIS

SDG:	140703-86	**Location:**	Coed Darcy	**Order Number:**	CD0729
Job:	H_ATKINS_LDC-224	**Customer:**	Atkins Global Ltd	**Report Number:**	278222
Client Reference:	Site Wide Trial Pitting	**Attention:**	Jack Lowrie	**Superseded Report:**	

Lab Sample No(s)	9552014	9552064	9551636	9551707	9551760	9551807	9551859	9551916	9551964	9551756
Customer Sample Ref.	IP158	IP158	IP199	IP199	IP199	IP199	IP211	IP211	IP211	IP227
AGS Ref.										
Depth	0.50	1.50	0.50	1.00	1.50	2.50	0.50	1.50	2.50	0.50
Type	SOLID	SOLID	SOLID	SOLID	SOLID	SOLID	SOLID	SOLID	SOLID	SOLID
Asbestos ID in Solid Samples	15-Jul-2014		15-Jul-2014	15-Jul-2014			15-Jul-2014			15-Jul-2014
EPH CWG (Aliphatic) GC (S)	14-Jul-2014	15-Jul-2014	15-Jul-2014	15-Jul-2014	15-Jul-2014	15-Jul-2014	15-Jul-2014	15-Jul-2014	15-Jul-2014	15-Jul-2014
EPH CWG (Aromatic) GC (S)	14-Jul-2014	15-Jul-2014	15-Jul-2014	15-Jul-2014	15-Jul-2014	15-Jul-2014	15-Jul-2014	15-Jul-2014	15-Jul-2014	15-Jul-2014
GRO by GC-FID (S)	13-Jul-2014	13-Jul-2014	13-Jul-2014	13-Jul-2014	12-Jul-2014	12-Jul-2014	13-Jul-2014	12-Jul-2014	12-Jul-2014	13-Jul-2014
Metals in solid samples by OES	15-Jul-2014	11-Jul-2014	15-Jul-2014	15-Jul-2014	10-Jul-2014	10-Jul-2014	15-Jul-2014	10-Jul-2014	10-Jul-2014	15-Jul-2014
PAH by GCMS	11-Jul-2014	08-Jul-2014	11-Jul-2014	11-Jul-2014	10-Jul-2014	11-Jul-2014	11-Jul-2014	11-Jul-2014	10-Jul-2014	11-Jul-2014
pH	15-Jul-2014	14-Jul-2014	14-Jul-2014	15-Jul-2014	14-Jul-2014	14-Jul-2014	15-Jul-2014	14-Jul-2014	14-Jul-2014	15-Jul-2014
Sample description	09-Jul-2014	04-Jul-2014	09-Jul-2014	09-Jul-2014	07-Jul-2014	07-Jul-2014	09-Jul-2014	07-Jul-2014	07-Jul-2014	09-Jul-2014
TPH CWG GC (S)	14-Jul-2014	15-Jul-2014	15-Jul-2014	15-Jul-2014	15-Jul-2014	15-Jul-2014	15-Jul-2014	15-Jul-2014	15-Jul-2014	15-Jul-2014

Lab Sample No(s)	9551764	9551752	9551769	9551773	9551777	9551781	9551785	9551789	9551793	9551798
Customer Sample Ref.	IP227	IP228	IP229	IP230	IP230	IP244	IP245	IP246	IP271	IP272
AGS Ref.										
Depth	1.50	0.50	0.50	0.50	1.50	0.50	0.30	0.30	0.80	0.30
Type	SOLID	SOLID	SOLID	SOLID	SOLID	SOLID	SOLID	SOLID	SOLID	SOLID
Asbestos ID in Solid Samples		15-Jul-2014	15-Jul-2014	15-Jul-2014		15-Jul-2014	15-Jul-2014	15-Jul-2014	15-Jul-2014	15-Jul-2014
EPH CWG (Aliphatic) GC (S)	15-Jul-2014	15-Jul-2014	15-Jul-2014	14-Jul-2014	15-Jul-2014	15-Jul-2014	15-Jul-2014	15-Jul-2014	15-Jul-2014	15-Jul-2014
EPH CWG (Aromatic) GC (S)	15-Jul-2014	15-Jul-2014	15-Jul-2014	14-Jul-2014	15-Jul-2014	15-Jul-2014	15-Jul-2014	15-Jul-2014	15-Jul-2014	15-Jul-2014
GRO by GC-FID (S)	13-Jul-2014	13-Jul-2014	13-Jul-2014	13-Jul-2014	13-Jul-2014	13-Jul-2014	13-Jul-2014	13-Jul-2014	14-Jul-2014	13-Jul-2014
Metals in solid samples by OES	10-Jul-2014	15-Jul-2014	15-Jul-2014	15-Jul-2014	10-Jul-2014	15-Jul-2014	15-Jul-2014	15-Jul-2014	15-Jul-2014	14-Jul-2014
PAH by GCMS	11-Jul-2014	11-Jul-2014	11-Jul-2014	11-Jul-2014	10-Jul-2014	11-Jul-2014	11-Jul-2014	11-Jul-2014	11-Jul-2014	11-Jul-2014
pH	14-Jul-2014	15-Jul-2014	15-Jul-2014	14-Jul-2014	14-Jul-2014	14-Jul-2014	14-Jul-2014	15-Jul-2014	15-Jul-2014	15-Jul-2014
Sample description	07-Jul-2014	09-Jul-2014	09-Jul-2014	09-Jul-2014	07-Jul-2014	09-Jul-2014	09-Jul-2014	09-Jul-2014	09-Jul-2014	09-Jul-2014
TPH CWG GC (S)	15-Jul-2014	15-Jul-2014	15-Jul-2014	14-Jul-2014	15-Jul-2014	15-Jul-2014	15-Jul-2014	15-Jul-2014	15-Jul-2014	15-Jul-2014

Lab Sample No(s)	9551802	9551812
Customer Sample Ref.	IP272	IP301
AGS Ref.		
Depth	1.00	1.00
Type	SOLID	SOLID
Asbestos ID in Solid Samples	15-Jul-2014	15-Jul-2014
EPH CWG (Aliphatic) GC (S)	15-Jul-2014	15-Jul-2014
EPH CWG (Aromatic) GC (S)	15-Jul-2014	15-Jul-2014
GRO by GC-FID (S)	13-Jul-2014	13-Jul-2014
Metals in solid samples by OES	15-Jul-2014	14-Jul-2014
PAH by GCMS	11-Jul-2014	11-Jul-2014
pH	15-Jul-2014	15-Jul-2014
Sample description	09-Jul-2014	09-Jul-2014
TPH CWG GC (S)	15-Jul-2014	15-Jul-2014

SDG:	140703-86	**Location:**	Coed Darcy	**Order Number:**	CD0729
Job:	H_ATKINS_LDC-224	**Customer:**	Atkins Global Ltd	**Report Number:**	278222
Client Reference:	Site Wide Trial Pitting	**Attention:**	Jack Lowrie	**Superseded Report:**	

Appendix
General

1. Results are expressed on a dry weight basis (dried at 35ºC) for all soil analyses except for the following: NRA and CEN Leach tests, flash point LOI, pH, ammonium as NH4 by the BRE method, VOC TICS and SVOC TICS.

2. Samples will be run in duplicate upon request, but an additional charge may be incurred

3. If sufficient sample is received a sub sample will be retained free of charge for 30 days after analysis is completed (e-mailed) for all sample types unless the sample is destroyed on testing. The prepared soil sub sample that is analysed for asbestos will be retained for a period of 6 months after the analysis date. All bulk samples will be retained for a period of 6 months after the analysis date. All samples received and not scheduled will be disposed of one month after the date of receipt unless we are instructed to the contrary. Once the initial period has expired, a storage charge will be applied for each month or part thereof until the client cancels the request for sample storage. ALcontrol Laboratories reserve the right to charge for samples received and stored but not analysed.

4. With respect to turnaround, we will always endeavour to meet client requirements wherever possible, but turnaround times cannot be absolutely guaranteed due to so many variables beyond our control.

5. We take responsibility for any test performed by sub-contractors (marked with an asterisk). We endeavour to use UKAS/MCERTS Accredited Laboratories, who either complete a quality questionnaire or are audited by ourselves. For some determinands there are no UKAS/MCERTS Accredited Laboratories, in this instance a laboratory with a known track record will be utilised.

6. When requested, the individual sub sample scheduled will be analysed in house for the presence of asbestos fibres and asbestos containing material by our documented in house method TM048 based on HSG 248 (2005), which is accredited to ISO17025. If a specific asbestos fibre type is not found this will be reported as “Not detected”. If no asbestos fibre types are found all will be reported as “Not detected” and the sub sample analysed deemed to be clear of asbestos. If an asbestos fibre type is found it will be reported as detected (for each fibre type found). Testing can be carried out on asbestos positive samples, but, due to Health and Safety considerations, may be replaced by alternative tests or reported as No Determination Possible. The quantity of asbestos present is not determined unless specifically requested.

7. If no separate volatile sample is supplied by the client, or if a headspace or sediment is present in the volatile sample, the integrity of the data may be compromised. This will be flagged up as an invalid VOC on the test schedule and the result marked as deviating on the test certificate.

8. If appropriate preserved bottles are not received preservation will take place on receipt. However, the integrity of the data may be compromised.

9. NDP -No determination possible due to insufficient/unsuitable sample.

10. Metals in water are performed on a filtered sample, and therefore represent dissolved metals -total metals must be requested separately.

11. Results relate only to the items tested.

12. LODs for wet tests reported on a dry weight basis are not corrected for moisture content.

13. **Surrogate recoveries** -Most of our organic methods include surrogates, the recovery of which is monitored and reported. For EPH, MO, PAH, GRO and VOCs on soils the result is not surrogate corrected, but a percentage recovery is quoted. Acceptable limits for most organic methods are 70 -130 %.

14. **Product analyses** -Organic analyses on products can only be semi-quantitative due to the matrix effects and high dilution factors
employed.

15. Phenols monohydric by HPLC include phenol, cresols (2-Methylphenol, 3-Methylphenol and 4-Methylphenol) and Xylenols (2,3 Dimethylphenol, 2,4 Dimethylphenol, 2,5 Dimethylphenol, 2,6 Dimethylphenol, 3,4 Dimethyphenol, 3,5 Dimethylphenol).

16. Total of 5 speciated phenols by HPLC includes Phenol, 2,3,5-Trimethyl Phenol, 2-Isopropylphenol, Cresols and Xylenols (as detailed in 15).

17. Stones/debris are not routinely removed. We always endeavour to take a representative sub sample from the received sample.

18. In certain circumstances the method detection limit may be elevated due to the sample being outside the calibration range. Other factors that may contribute to this include possible interferences. In both cases the sample would be diluted which would cause the method detection limit to be raised.

19. Mercury results quoted on soils will not include volatile mercury as the analysis is performed on a dried and crushed sample.

20. For the BSEN 12457-3 two batch process to allow the cumulative release to be calculated, the volume of the leachate produced is measured and filtered for all tests. We therefore cannot carry out any unfiltered analysis. The tests affected include volatiles GCFID/GCMS and all subcontracted analysis.

21. For all leachate preparations (NRA, DIN, TCLP, BSEN 12457-1, 2, 3) volatile loss may occur, as we do not employ zero headspace extraction.

22. We are accredited to MCERTS for sand, clay and loam/topsoil, or any of these materials - whether these are derived from naturally occurring soil profiles, or from fill/made ground, as long as these materials constitute the major part of the sample. Other coarse granular material such as concrete, gravel and brick are not accredited if they comprise the major part of the sample.

23. Analysis and identification of specific compounds using GCFID is by retention time only, and we routinely calibrate and quantify for benzene, toluene, ethylbenzenes and xylenes (BTEX). For total volatiles in the C5 -C12 range, the total area of the chromatogram is integrated and expressed as ug/kg or ug/l. Although this analysis is commonly used for the quantification of gasoline range organics (GRO), the system will also detect other compounds such as chlorinated solvents, and this may lead to a falsely high result with respect to hydrocarbons only. It is not possible to specifically identify these non-hydrocarbons, as standards are not routinely run for any other compounds, and for more definitive identification, volatiles by GCMS should be utilised.

Sample Deviations

1	**Container with Headspace provided for volatiles analysis**
2	**Incorrect container received**
3	**Deviation from method**
4	**Holding time exceeded before sample received**
5	**Samples exceeded holding time before presevation was performed**
§	**Sampled on date not provided**
♦	**Sample holding time exceeded in laboratory**
@	**Sample holding time exceeded due to sampled on date**
&	**Sample Holding Time exceeded - Late arrival of instructions.**

Asbestos

Identification of Asbestos in Bulk Materials & Soils

The results for identification of asbestos in bulk materials are obtained from supplied bulk materials which have been examined to determine the presence of asbestos fibres using Alcontrol Laboratories (Hawarden) in-house method of transmitted/polarised light microscopy and central stop dispersion staining, based on HSG 248 (2005).

The results for identification of asbestos in soils are obtained from a homogenised sub sample which has been examined to determine the presence of asbestos fibres using Alcontrol Laboratories (Hawarden) in-house method of transmitted/polarised light microscopy and central stop dispersion staining, based on HSG 248 (2005).

Asbestos Type	Common Name
Chrysotile	White Asbestos
Amosite	Brown Asbestos
Crocidolite	Blue Asbestos
Fibrous Actinolite	-
Fibrous Anthophyllite	-
Fibrous Tremolite	-

Visual Estimation Of Fibre Content

Estimation of fibre content is not permitted as part of our UKAS accredited test other than: -
Trace -Where only one or two asbestos fibres were identified.

Further guidance on typical asbestos fibre content of manufactured products can be found in HSG 264.

The identification of asbestos containing materials and soils falls within our schedule of tests for which we hold UKAS accreditation, however opinions, interpretations and all other information contained in the report are outside the scope of UKAS accreditation.

ALcontrol Laboratories

Unit 7-8 Hawarden Business Park
Manor Road (off Manor Lane)
Hawarden
Deeside
CH5 3US
Tel: (01244) 528700
Fax: (01244) 528701
email: mkt@alcontrol.com
Website: www.alcontrol.com

Atkins Global Ltd
Project Jonah site office
Llan Coed House
Suite 24
Coed Darcy
Llandarcy
SA10 6HJ

Attention: Jack Lowrie

CERTIFICATE OF ANALYSIS

Date:	24 July 2014
Customer:	H_ATKINS_LDC
Sample Delivery Group (SDG):	140702-94
Your Reference:	Site Wide Trial Pitting
Location:	Coed Darcy
Report No:	277967

We received 138 samples on Wednesday July 02, 2014 and 138 of these samples were scheduled for analysis which was completed on Thursday July 24, 2014. Accredited laboratory tests are defined within the report, but opinions, interpretations and on-site data expressed herein are outside the scope of ISO 17025 accreditation.

Should this report require incorporation into client reports, it must be used in its entirety and not simply with the data sections alone.

All chemical testing (unless subcontracted) is performed at ALcontrol Hawarden Laboratories.

Approved By:



Sonia McWhan

Operations Manager

Alcontrol Laboratories is a trading division of ALcontrol UK Limited
Registered Office: Units 7 & 8 Hawarden Business Park, Manor Road, Hawarden, Deeside, CH5 3US. Registered in England and Wales No.

CERTIFICATE OF ANALYSIS

SDG:	140702-94	**Location:**	Coed Darcy	**Order Number:**	CD0727
Job:	H_ATKINS_LDC-224	**Customer:**	Atkins Global Ltd	**Report Number:**	277967
Client Reference:	Site Wide Trial Pitting	**Attention:**	Jack Lowrie	**Superseded Report:**	

Received Sample Overview

Lab Sample No(s)	Customer Sample Ref.	AGS Ref.	Depth (m)	Sampled Date
9545225	IP021		0.50	30/06/2014
9545229	IP021		1.50	30/06/2014
9545233	IP021		2.50	30/06/2014
9545237	IP021		4.00	30/06/2014
9545241	IP021		4.75	30/06/2014
9545245	IP022		0.50	30/06/2014
9545250	IP022		1.50	30/06/2014
9545254	IP022		2.50	30/06/2014
9545259	IP022		3.50	30/06/2014
9545268	IP050		0.50	30/06/2014
9545272	IP050		1.20	30/06/2014
9545277	IP050		2.50	30/06/2014
9545281	IP052		0.50	30/06/2014
9545286	IP052		1.00	30/06/2014
9545291	IP052		2.00	30/06/2014
9545296	IP088		0.20	30/06/2014
9545300	IP088		0.50	30/06/2014
9545304	IP088		1.50	30/06/2014
9545308	IP088		2.50	30/06/2014
9545316	IP088		3.50	30/06/2014
9545026	IP101		0.50	30/06/2014
9545135	IP139		0.50	30/06/2014
9545140	IP139		1.50	30/06/2014
9545145	IP144		0.50	30/06/2014
9545150	IP144		0.80	30/06/2014
9545154	IP144		1.50	30/06/2014
9545124	IP145		0.50	30/06/2014
9545131	IP145		1.50	30/06/2014
9545110	IP146		0.50	30/06/2014
9545119	IP146		1.50	30/06/2014
9545431	IP149		0.50	30/06/2014
9545435	IP149		1.50	30/06/2014
9545439	IP149		2.50	30/06/2014
9545443	IP149		3.50	30/06/2014
9545447	IP149		4.50	30/06/2014
9545158	IP167		0.50	30/06/2014
9545162	IP167		1.60	30/06/2014
9545405	IP168		0.50	30/06/2014
9545410	IP168		1.50	30/06/2014
9545415	IP168		2.50	30/06/2014
9545423	IP168		3.50	30/06/2014
9545427	IP168		4.50	30/06/2014
9545102	IP170		0.50	30/06/2014
9545106	IP170		1.60	30/06/2014
9545080	IP177		0.50	30/06/2014
9545084	IP177		1.50	30/06/2014
9545088	IP177		2.50	30/06/2014
9545092	IP177		3.50	30/06/2014
9545098	IP177		4.50	30/06/2014
9545053	IP178		0.50	30/06/2014
9545059	IP178		1.60	30/06/2014
9545070	IP178		2.70	30/06/2014
9545074	IP178		3.80	30/06/2014
9545320	IP181		0.50	30/06/2014
9545325	IP181		1.50	30/06/2014
9545329	IP181		2.50	30/06/2014

CERTIFICATE OF ANALYSIS

SDG:	140702-94	**Location:**	Coed Darcy	**Order Number:**	CD0727
Job:	H_ATKINS_LDC-224	**Customer:**	Atkins Global Ltd	**Report Number:**	277967
Client Reference:	Site Wide Trial Pitting	**Attention:**	Jack Lowrie	**Superseded Report:**	

9545333	IP181	3.50	30/06/2014
9545337	IP181	4.50	30/06/2014
9545342	IP182	0.50	30/06/2014
9545348	IP182	1.50	30/06/2014
9545354	IP182	1.70	30/06/2014
9545359	IP182	2.50	30/06/2014
9545369	IP182	3.50	30/06/2014
9545373	IP182	4.50	30/06/2014
9545378	IP183	0.50	30/06/2014
9545382	IP183	1.50	30/06/2014
9545392	IP183	2.50	30/06/2014
9545397	IP183	3.50	30/06/2014
9545401	IP183	4.00	30/06/2014
9545037	IP192	0.50	30/06/2014
9545042	IP192	1.50	30/06/2014
9545047	IP192	2.60	30/06/2014
9545172	IP193	0.50	30/06/2014
9545177	IP193	1.50	30/06/2014
9545182	IP193	2.30	30/06/2014
9545202	IP200	0.50	30/06/2014
9545206	IP200	1.50	30/06/2014
9545210	IP200	2.50	30/06/2014
9545219	IP200	3.00	30/06/2014
9545186	IP201	0.50	30/06/2014
9545190	IP201	1.60	30/06/2014
9545194	IP201	2.50	30/06/2014
9545198	IP201	3.50	30/06/2014
9544960	IP215	0.50	30/06/2014
9544970	IP216	0.50	30/06/2014
9544966	IP217	0.50	30/06/2014
9544956	IP218	0.50	30/06/2014
9544951	IP219	0.50	30/06/2014
9545021	IP221	0.50	30/06/2014
9544974	IP222	0.50	30/06/2014
9544979	IP223	0.50	30/06/2014
9545017	IP224	0.50	30/06/2014
9545009	IP225	0.50	30/06/2014
9545013	IP226	0.50	30/06/2014
9545005	IP232	0.50	30/06/2014
9544983	IP233	0.50	30/06/2014
9544992	IP239	0.50	30/06/2014
9544996	IP240	0.20	30/06/2014
9545000	IP240	0.50	30/06/2014
9544850	IP365	0.50	30/06/2014
9544855	IP365	1.50	30/06/2014
9544860	IP365	2.50	30/06/2014
9544864	IP365	3.50	30/06/2014
9544911	IP366	0.50	30/06/2014
9544915	IP366	1.50	30/06/2014
9544919	IP366	2.50	30/06/2014
9544924	IP366	3.50	30/06/2014
9545419	IP371	0.50	30/06/2014
9544868	IP372	0.50	30/06/2014
9544872	IP372	1.50	30/06/2014
9544876	IP372	2.50	30/06/2014
9544880	IP372	3.30	30/06/2014
9545065	IP376	0.50	30/06/2014
9545114	IP376	1.50	30/06/2014
9545166	IP376	2.50	30/06/2014

CERTIFICATE OF ANALYSIS

SDG:	140702-94	**Location:**	Coed Darcy	**Order Number:**	CD0727
Job:	H_ATKINS_LDC-224	**Customer:**	Atkins Global Ltd	**Report Number:**	277967
Client Reference:	Site Wide Trial Pitting	**Attention:**	Jack Lowrie	**Superseded Report:**	

9545214	IP376	3.50	30/06/2014
9545263	IP376	4.50	30/06/2014
9544885	IP377	0.50	30/06/2014
9544893	IP377	0.70	30/06/2014
9544898	IP377	1.50	30/06/2014
9544902	IP377	2.50	30/06/2014
9544907	IP377	3.50	30/06/2014
9544928	IP378	0.50	30/06/2014
9544933	IP378	1.50	30/06/2014
9544943	IP378	2.50	30/06/2014
9544947	IP378	3.50	30/06/2014
9544837	IP379	0.50	30/06/2014
9544841	IP380	0.50	30/06/2014
9544889	IP382	0.50	30/06/2014
9544938	IP383	0.50	30/06/2014
9545312	IP391	0.50	30/06/2014
9545364	IP391	1.50	30/06/2014
9544988	IP392	0.50	30/06/2014
9545030	IP397	0.50	30/06/2014
9545452	IPXXX	0.50	30/06/2014
9545457	IPXXX	1.50	30/06/2014
9545461	IPXXX	2.50	30/06/2014
9544846	IPXXX	3.50	30/06/2014

Only received samples which have had analysis scheduled will be shown on the following pages.

SDG:	140702-94	**Location:**	Coed Darcy	**Order Number:**	CD0727
Job:	H_ATKINS_LDC-224	**Customer:**	Atkins Global Ltd	**Report Number:**	277967
Client Reference:	Site Wide Trial Pitting	**Attention:**	Jack Lowrie	**Superseded Report:**	

SOLID

Results Legend

- X — Test
- N — No Determination Possible

Lab Sample No(s)			9545225			9545229			9545233			9545237			9545241			9545245			9545250			9545254			9545259			9545268			9545272			9545277			9545281			9545286
Customer Sample Reference			IP021			IP021			IP021			IP021			IP021			IP022			IP022			IP022			IP022			IP050			IP050			IP050			IP052			IP052
AGS Reference																																										
Depth (m)			0.50			1.50			2.50			4.00			4.75			0.50			1.50			2.50			3.50			0.50			1.20			2.50			0.50			1.00
Container			250g Amber Jar (AL	400g Tub (ALE214)	60g VOC (ALE215)	250g Amber Jar (AL	400g Tub (ALE214)	60g VOC (ALE215)	250g Amber Jar (AL	400g Tub (ALE214)	60g VOC (ALE215)	250g Amber Jar (AL	400g Tub (ALE214)	60g VOC (ALE215)	250g Amber Jar (AL	400g Tub (ALE214)	60g VOC (ALE215)	250g Amber Jar (AL	400g Tub (ALE214)	60g VOC (ALE215)	250g Amber Jar (AL	400g Tub (ALE214)	60g VOC (ALE215)	250g Amber Jar (AL	400g Tub (ALE214)	60g VOC (ALE215)	250g Amber Jar (AL	400g Tub (ALE214)	60g VOC (ALE215)	250g Amber Jar (AL	400g Tub (ALE214)	60g VOC (ALE215)	250g Amber Jar (AL	400g Tub (ALE214)	60g VOC (ALE215)	250g Amber Jar (AL	400g Tub (ALE214)	60g VOC (ALE215)	250g Amber Jar (AL	400g Tub (ALE214)	60g VOC (ALE215)	250g Amber Jar (AL
Asbestos ID in Solid Samples	All	NDPs: 0 Tests: 52		X																X												X										X		
Asbestos Quantification - Full	All	NDPs: 0 Tests: 2																														X												
EPH CWG (Aliphatic) GC (S)	All	NDPs: 0 Tests: 138	X			X			X			X			X			X			X			X			X			X			X			X			X			X
EPH CWG (Aromatic) GC (S)	All	NDPs: 0 Tests: 138	X			X			X			X			X			X			X			X			X			X			X			X			X			X
GRO by GC-FID (S)	All	NDPs: 0 Tests: 138			X			X			X			X			X			X			X			X			X			X			X			X			X	
Metals in solid samples by OES	All	NDPs: 0 Tests: 138	X			X			X			X			X			X			X			X			X			X			X			X			X			X
PAH by GCMS	All	NDPs: 0 Tests: 138	X			X			X			X			X			X			X			X			X			X			X			X			X			X
pH	All	NDPs: 0 Tests: 138		X			X			X			X			X			X			X			X			X			X			X			X			X		
Sample description	All	NDPs: 0 Tests: 134	X			X			X			X			X			X			X			X			X			X			X						X			X
TPH CWG GC (S)	All	NDPs: 0 Tests: 138	X			X			X			X			X			X			X			X			X			X			X			X			X			X

CERTIFICATE OF ANALYSIS

SDG:	140702-94	**Location:**	Coed Darcy	**Order Number:**	CD0727
Job:	H_ATKINS_LDC-224	**Customer:**	Atkins Global Ltd	**Report Number:**	277967
Client Reference:	Site Wide Trial Pitting	**Attention:**	Jack Lowrie	**Superseded Report:**	

SOLID

Results Legend

- X Test
- N No Determination Possible

Lab Sample No(s)			9545286		9545291			9545296			9545300			9545304			9545308			9545316			9545026			9545135			9545140			9545145			9545150			9545154			9545124	
Customer Sample Reference			IP052		IP052			IP088			IP088			IP088			IP088			IP088			IP101			IP139			IP139			IP144			IP144			IP144			IP145	
AGS Reference																																											
Depth (m)			1.00		2.00			0.20			0.50			1.50			2.50			3.50			0.50			0.50			1.50			0.50			0.80			1.50			0.50	
Container			400g Tub (ALE214)	60g VOC (ALE215)	250g Amber Jar (AL	400g Tub (ALE214)	60g VOC (ALE215)	250g Amber Jar (AL	400g Tub (ALE214)	60g VOC (ALE215)	250g Amber Jar (AL	400g Tub (ALE214)	60g VOC (ALE215)	250g Amber Jar (AL	400g Tub (ALE214)	60g VOC (ALE215)	250g Amber Jar (AL	400g Tub (ALE214)	60g VOC (ALE215)	250g Amber Jar (AL	400g Tub (ALE214)	60g VOC (ALE215)	250g Amber Jar (AL	400g Tub (ALE214)	60g VOC (ALE215)	250g Amber Jar (AL	400g Tub (ALE214)	60g VOC (ALE215)	250g Amber Jar (AL	400g Tub (ALE214)	60g VOC (ALE215)	250g Amber Jar (AL	400g Tub (ALE214)	60g VOC (ALE215)	250g Amber Jar (AL	400g Tub (ALE214)	60g VOC (ALE215)	250g Amber Jar (AL	400g Tub (ALE214)	60g VOC (ALE215)	250g Amber Jar (AL	400g Tub (ALE214)
Asbestos ID in Solid Samples	All	NDPs: 0 Tests: 52																					X			X						X										
EPH CWG (Aliphatic) GC (S)	All	NDPs: 0 Tests: 138			X			X			X			X			X			X			X			X			X			X			X			X			X	
EPH CWG (Aromatic) GC (S)	All	NDPs: 0 Tests: 138			X			X			X			X			X			X			X			X			X			X			X			X			X	
GRO by GC-FID (S)	All	NDPs: 0 Tests: 138		X			X			X			X			X			X			X			X			X			X			X			X			X		
Metals in solid samples by OES	All	NDPs: 0 Tests: 138			X			X			X			X			X			X			X			X			X			X			X			X			X	
PAH by GCMS	All	NDPs: 0 Tests: 138			X			X			X			X			X			X			X			X			X			X			X			X			X	
pH	All	NDPs: 0 Tests: 138	X			X			X			X			X			X			X			X			X			X			X			X			X			X
Sample description	All	NDPs: 0 Tests: 134			X			X						X			X			X			X			X			X			X			X			X			X	
Total Organic Carbon	All	NDPs: 0 Tests: 7												X																					X							
TPH CWG GC (S)	All	NDPs: 0 Tests: 138			X			X			X			X			X			X			X			X			X			X			X			X			X	

SDG:	140702-94	**Location:**	Coed Darcy	**Order Number:**	CD0727
Job:	H_ATKINS_LDC-224	**Customer:**	Atkins Global Ltd	**Report Number:**	277967
Client Reference:	Site Wide Trial Pitting	**Attention:**	Jack Lowrie	**Superseded Report:**	

SOLID

Results Legend

X Test

N No Determination Possible

	Lab Sample No(s)		9545124	9545131			9545110			9545119			9545431			9545435			9545439			9545443			9545447			9545158			9545162			9545405			9545410			9545415		
	Customer Sample Reference		IP145	IP145			IP146			IP146			IP149			IP149			IP149			IP149			IP149			IP167			IP167			IP168			IP168			IP168		
	AGS Reference																																									
	Depth (m)		0.50	1.50			0.50			1.50			0.50			1.50			2.50			3.50			4.50			0.50			1.60			0.50			1.50			2.50		
	Container		60g VOC (ALE215)	250g Amber Jar (AL	400g Tub (ALE214)	60g VOC (ALE215)	250g Amber Jar (AL	400g Tub (ALE214)	60g VOC (ALE215)	250g Amber Jar (AL	400g Tub (ALE214)	60g VOC (ALE215)	250g Amber Jar (AL	400g Tub (ALE214)	60g VOC (ALE215)	250g Amber Jar (AL	400g Tub (ALE214)	60g VOC (ALE215)	250g Amber Jar (AL	400g Tub (ALE214)	60g VOC (ALE215)	250g Amber Jar (AL	400g Tub (ALE214)	60g VOC (ALE215)	250g Amber Jar (AL	400g Tub (ALE214)	60g VOC (ALE215)	250g Amber Jar (AL	400g Tub (ALE214)	60g VOC (ALE215)	250g Amber Jar (AL	400g Tub (ALE214)	60g VOC (ALE215)	250g Amber Jar (AL	400g Tub (ALE214)	60g VOC (ALE215)	250g Amber Jar (AL	400g Tub (ALE214)	60g VOC (ALE215)	250g Amber Jar (AL	400g Tub (ALE214)	60g VOC (ALE215)
Asbestos ID in Solid Samples	All	NDPs: 0 Tests: 52						X						X															X													
EPH CWG (Aliphatic) GC (S)	All	NDPs: 0 Tests: 138		X			X			X			X			X			X			X			X			X			X			X			X			X		
EPH CWG (Aromatic) GC (S)	All	NDPs: 0 Tests: 138		X			X			X			X			X			X			X			X			X			X			X			X			X		
GRO by GC-FID (S)	All	NDPs: 0 Tests: 138	X			X			X			X			X			X			X			X			X			X			X			X			X			X
Metals in solid samples by OES	All	NDPs: 0 Tests: 138		X			X			X			X			X			X			X			X			X			X			X			X			X		
PAH by GCMS	All	NDPs: 0 Tests: 138		X			X			X			X			X			X			X			X			X			X			X			X			X		
pH	All	NDPs: 0 Tests: 138			X			X			X			X			X			X			X			X			X			X			X			X			X	
Sample description	All	NDPs: 0 Tests: 134		X			X			X			X			X			X			X			X			X			X			X			X			X		
TPH CWG GC (S)	All	NDPs: 0 Tests: 138		X			X			X			X			X			X			X			X			X			X			X			X			X		

SDG:	140702-94	**Location:**	Coed Darcy	**Order Number:**	CD0727
Job:	H_ATKINS_LDC-224	**Customer:**	Atkins Global Ltd	**Report Number:**	277967
Client Reference:	Site Wide Trial Pitting	**Attention:**	Jack Lowrie	**Superseded Report:**	

SOLID

Results Legend

- X — Test
- N — No Determination Possible

Test		NDPs / Tests
Asbestos ID in Solid Samples	All	NDPs: 0 Tests: 52
EPH CWG (Aliphatic) GC (S)	All	NDPs: 0 Tests: 138
EPH CWG (Aromatic) GC (S)	All	NDPs: 0 Tests: 138
GRO by GC-FID (S)	All	NDPs: 0 Tests: 138
Metals in solid samples by OES	All	NDPs: 0 Tests: 138
PAH by GCMS	All	NDPs: 0 Tests: 138
pH	All	NDPs: 0 Tests: 138
Sample description	All	NDPs: 0 Tests: 134
Total Organic Carbon	All	NDPs: 0 Tests: 7
TPH CWG GC (S)	All	NDPs: 0 Tests: 138

Lab Sample No(s)	Customer Sample Reference	AGS Reference	Depth (m)	Container	Asbestos ID in Solid Samples	EPH CWG (Aliphatic) GC (S)	EPH CWG (Aromatic) GC (S)	GRO by GC-FID (S)	Metals in solid samples by OES	PAH by GCMS	pH	Sample description	Total Organic Carbon	TPH CWG GC (S)
9545423	IP168		3.50	250g Amber Jar (AL		X	X		X	X		X		X
				400g Tub (ALE214)							X			
				60g VOC (ALE215)				X						
9545427	IP168		4.50	250g Amber Jar (AL		X	X		X	X		X		X
				400g Tub (ALE214)							X			
				60g VOC (ALE215)				X						
9545102	IP170		0.50	250g Amber Jar (AL		X	X		X	X		X		X
				400g Tub (ALE214)	X						X			
				60g VOC (ALE215)				X						
9545106	IP170		1.60	250g Amber Jar (AL		X	X		X	X		X		X
				400g Tub (ALE214)							X			
				60g VOC (ALE215)				X						
9545080	IP177		0.50	250g Amber Jar (AL		X	X		X	X		X		X
				400g Tub (ALE214)	X						X			
				60g VOC (ALE215)				X						
9545084	IP177		1.50	250g Amber Jar (AL		X	X		X	X				X
				400g Tub (ALE214)							X			
				60g VOC (ALE215)				X						
9545088	IP177		2.50	250g Amber Jar (AL		X	X		X	X		X		X
				400g Tub (ALE214)							X			
				60g VOC (ALE215)				X						
9545092	IP177		3.50	250g Amber Jar (AL		X	X		X	X		X		X
				400g Tub (ALE214)							X			
				60g VOC (ALE215)				X						
9545098	IP177		4.50	250g Amber Jar (AL		X	X		X	X		X		X
				400g Tub (ALE214)							X			
				60g VOC (ALE215)				X						
9545053	IP178		0.50	250g Amber Jar (AL		X	X		X	X		X		X
				400g Tub (ALE214)	X						X			
				60g VOC (ALE215)				X						
9545059	IP178		1.60	250g Amber Jar (AL		X	X		X	X		X	X	X
				400g Tub (ALE214)							X			
				60g VOC (ALE215)				X						
9545070	IP178		2.70	250g Amber Jar (AL		X	X		X	X		X		X
				400g Tub (ALE214)							X			
				60g VOC (ALE215)				X						
9545074	IP178		3.80	250g Amber Jar (AL		X	X		X	X		X		X
				400g Tub (ALE214)							X			
				60g VOC (ALE215)				X						
9545320	IP181		0.50	250g Amber Jar (AL		X	X		X	X		X		X

08:52:25 24/07/2014

CERTIFICATE OF ANALYSIS

SDG:	140702-94	**Location:**	Coed Darcy	**Order Number:**	CD0727
Job:	H_ATKINS_LDC-224	**Customer:**	Atkins Global Ltd	**Report Number:**	277967
Client Reference:	Site Wide Trial Pitting	**Attention:**	Jack Lowrie	**Superseded Report:**	

SOLID

Results Legend

- X — Test
- N — No Determination Possible

Lab Sample No(s)			9545320		9545325			9545329			9545333			9545337			9545342			9545348			9545354			9545359			9545369			9545373			9545378			9545382			9545392	
Customer Sample Reference			IP181		IP181			IP181			IP181			IP181			IP182			IP182			IP182			IP182			IP182			IP182			IP183			IP183			IP183	
AGS Reference																																											
Depth (m)			0.50		1.50			2.50			3.50			4.50			0.50			1.50			1.70			2.50			3.50			4.50			0.50			1.50			2.50	
Container			400g Tub (ALE214)	60g VOC (ALE215)	250g Amber Jar (AL	400g Tub (ALE214)	60g VOC (ALE215)	250g Amber Jar (AL	400g Tub (ALE214)	60g VOC (ALE215)	250g Amber Jar (AL	400g Tub (ALE214)	60g VOC (ALE215)	250g Amber Jar (AL	400g Tub (ALE214)	60g VOC (ALE215)	250g Amber Jar (AL	400g Tub (ALE214)	60g VOC (ALE215)	250g Amber Jar (AL	400g Tub (ALE214)	60g VOC (ALE215)	250g Amber Jar (AL	400g Tub (ALE214)	60g VOC (ALE215)	250g Amber Jar (AL	400g Tub (ALE214)	60g VOC (ALE215)	250g Amber Jar (AL	400g Tub (ALE214)	60g VOC (ALE215)	250g Amber Jar (AL	400g Tub (ALE214)	60g VOC (ALE215)	250g Amber Jar (AL	400g Tub (ALE214)	60g VOC (ALE215)	250g Amber Jar (AL	400g Tub (ALE214)	60g VOC (ALE215)	250g Amber Jar (AL	400g Tub (ALE214)
Asbestos ID in Solid Samples	All	NDPs: 0 Tests: 52	X															X																	X						
EPH CWG (Aliphatic) GC (S)	All	NDPs: 0 Tests: 138			X			X			X			X			X			X			X			X			X			X			X			X			X	
EPH CWG (Aromatic) GC (S)	All	NDPs: 0 Tests: 138			X			X			X			X			X			X			X			X			X			X			X			X			X	
GRO by GC-FID (S)	All	NDPs: 0 Tests: 138		X			X			X			X			X			X			X			X			X			X			X			X			X		
Metals in solid samples by OES	All	NDPs: 0 Tests: 138			X			X			X			X			X			X			X			X			X			X			X			X			X	
PAH by GCMS	All	NDPs: 0 Tests: 138			X			X			X			X			X			X			X			X			X			X			X			X			X	
pH	All	NDPs: 0 Tests: 138	X			X			X			X			X			X			X			X			X			X			X			X			X			X
Sample description	All	NDPs: 0 Tests: 134			X			X			X			X			X			X			X			X			X			X			X			X			X	
TPH CWG GC (S)	All	NDPs: 0 Tests: 138			X			X			X			X			X			X			X			X			X			X			X			X			X	

SDG:	140702-94	**Location:**	Coed Darcy	**Order Number:**	CD0727
Job:	H_ATKINS_LDC-224	**Customer:**	Atkins Global Ltd	**Report Number:**	277967
Client Reference:	Site Wide Trial Pitting	**Attention:**	Jack Lowrie	**Superseded Report:**	

SOLID

Results Legend

- **X** Test
- **N** No Determination Possible

	Lab Sample No(s)		9545392	9545397			9545401			9545037			9545042			9545047			9545172			9545177			9545182			9545202			9545206			9545210			9545219			9545186		
	Customer Sample Reference		IP183	IP183			IP183			IP192			IP192			IP192			IP193			IP193			IP193			IP200			IP200			IP200			IP200			IP201		
	AGS Reference																																									
	Depth (m)		2.50	3.50			4.00			0.50			1.50			2.60			0.50			1.50			2.30			0.50			1.50			2.50			3.00			0.50		
	Container		60g VOC (ALE215)	250g Amber Jar (AL	400g Tub (ALE214)	60g VOC (ALE215)	250g Amber Jar (AL	400g Tub (ALE214)	60g VOC (ALE215)	250g Amber Jar (AL	400g Tub (ALE214)	60g VOC (ALE215)	250g Amber Jar (AL	400g Tub (ALE214)	60g VOC (ALE215)	250g Amber Jar (AL	400g Tub (ALE214)	60g VOC (ALE215)	250g Amber Jar (AL	400g Tub (ALE214)	60g VOC (ALE215)	250g Amber Jar (AL	400g Tub (ALE214)	60g VOC (ALE215)	250g Amber Jar (AL	400g Tub (ALE214)	60g VOC (ALE215)	250g Amber Jar (AL	400g Tub (ALE214)	60g VOC (ALE215)	250g Amber Jar (AL	400g Tub (ALE214)	60g VOC (ALE215)	250g Amber Jar (AL	400g Tub (ALE214)	60g VOC (ALE215)	250g Amber Jar (AL	400g Tub (ALE214)	60g VOC (ALE215)	250g Amber Jar (AL	400g Tub (ALE214)	60g VOC (ALE215)
Asbestos ID in Solid Samples	All	NDPs: 0 Tests: 52									X										X								X												X	
Asbestos Quantification - Full	All	NDPs: 0 Tests: 2									X																															
EPH CWG (Aliphatic) GC (S)	All	NDPs: 0 Tests: 138		X			X			X			X			X			X			X			X			X			X			X			X			X		
EPH CWG (Aromatic) GC (S)	All	NDPs: 0 Tests: 138		X			X			X			X			X			X			X			X			X			X			X			X			X		
GRO by GC-FID (S)	All	NDPs: 0 Tests: 138	X			X			X			X			X			X			X			X			X			X			X			X			X			X
Metals in solid samples by OES	All	NDPs: 0 Tests: 138		X			X			X			X			X			X			X			X			X			X			X			X			X		
PAH by GCMS	All	NDPs: 0 Tests: 138		X			X			X			X			X			X			X			X			X			X			X			X			X		
pH	All	NDPs: 0 Tests: 138			X			X			X			X			X			X			X			X			X			X			X			X			X	
Sample description	All	NDPs: 0 Tests: 134		X			X			X			X			X			X			X			X			X			X			X			X			X		
TPH CWG GC (S)	All	NDPs: 0 Tests: 138		X			X			X			X			X			X			X			X			X			X			X			X			X		

CERTIFICATE OF ANALYSIS

SDG:	140702-94	**Location:**	Coed Darcy	**Order Number:**	CD0727
Job:	H_ATKINS_LDC-224	**Customer:**	Atkins Global Ltd	**Report Number:**	277967
Client Reference:	Site Wide Trial Pitting	**Attention:**	Jack Lowrie	**Superseded Report:**	

SOLID

Results Legend

X **Test**

N **No Determination Possible**

			Lab Sample No(s)	Customer Sample Reference	AGS Reference	Depth (m)	Container
			9545190	IP201		1.60	250g Amber Jar (AL
							400g Tub (ALE214)
							60g VOC (ALE215)
			9545194	IP201		2.50	250g Amber Jar (AL
							400g Tub (ALE214)
							60g VOC (ALE215)
			9545198	IP201		3.50	250g Amber Jar (AL
							400g Tub (ALE214)
							60g VOC (ALE215)
			9544960	IP215		0.50	250g Amber Jar (AL
							400g Tub (ALE214)
							60g VOC (ALE215)
			9544970	IP216		0.50	250g Amber Jar (AL
							400g Tub (ALE214)
							60g VOC (ALE215)
			9544966	IP217		0.50	250g Amber Jar (AL
							400g Tub (ALE214)
							60g VOC (ALE215)
			9544956	IP218		0.50	250g Amber Jar (AL
							400g Tub (ALE214)
							60g VOC (ALE215)
			9544951	IP219		0.50	250g Amber Jar (AL
							400g Tub (ALE214)
							60g VOC (ALE215)
			9545021	IP221		0.50	250g Amber Jar (AL
							400g Tub (ALE214)
							60g VOC (ALE215)
			9544974	IP222		0.50	250g Amber Jar (AL
							400g Tub (ALE214)
							60g VOC (ALE215)
			9544979	IP223		0.50	250g Amber Jar (AL
							400g Tub (ALE214)
							60g VOC (ALE215)
			9545017	IP224		0.50	250g Amber Jar (AL
							400g Tub (ALE214)
							60g VOC (ALE215)
			9545009	IP225		0.50	250g Amber Jar (AL
							400g Tub (ALE214)
							60g VOC (ALE215)
			9545013	IP226		0.50	250g Amber Jar (AL
Asbestos ID in Solid Samples	All	NDPs: 0 Tests: 52					
EPH CWG (Aliphatic) GC (S)	All	NDPs: 0 Tests: 138	X	X	X	X	X
EPH CWG (Aromatic) GC (S)	All	NDPs: 0 Tests: 138	X	X	X	X	X
GRO by GC-FID (S)	All	NDPs: 0 Tests: 138	X	X	X	X	X
Metals in solid samples by OES	All	NDPs: 0 Tests: 138	X	X	X	X	X
PAH by GCMS	All	NDPs: 0 Tests: 138	X	X	X	X	X
pH	All	NDPs: 0 Tests: 138	X	X	X	X	X
Sample description	All	NDPs: 0 Tests: 134	X	X	X	X	X
Total Organic Carbon	All	NDPs: 0 Tests: 7					
TPH CWG GC (S)	All	NDPs: 0 Tests: 138	X	X	X	X	X

CERTIFICATE OF ANALYSIS

SDG:	140702-94	**Location:**	Coed Darcy	**Order Number:**	CD0727
Job:	H_ATKINS_LDC-224	**Customer:**	Atkins Global Ltd	**Report Number:**	277967
Client Reference:	Site Wide Trial Pitting	**Attention:**	Jack Lowrie	**Superseded Report:**	

SOLID

Results Legend

- X — Test
- N — No Determination Possible

Lab Sample No(s)			9545013		9545005			9544983			9544992			9544996			9545000			9544850		
Customer Sample Reference			IP226		IP232			IP233			IP239			IP240			IP240			IP365		
AGS Reference																						
Depth (m)			0.50		0.50			0.50			0.50			0.20			0.50			0.50		
Container			400g Tub (ALE214)	60g VOC (ALE215)	250g Amber Jar (AL	400g Tub (ALE214)	60g VOC (ALE215)	250g Amber Jar (AL	400g Tub (ALE214)	60g VOC (ALE215)	250g Amber Jar (AL	400g Tub (ALE214)	60g VOC (ALE215)	250g Amber Jar (AL	400g Tub (ALE214)	60g VOC (ALE215)	250g Amber Jar (AL	400g Tub (ALE214)	60g VOC (ALE215)	250g Amber Jar (AL	400g Tub (ALE214)	60g VOC (ALE215)
Asbestos ID in Solid Samples	All	NDPs: 0 Tests: 52	X			X			X			X			X			X			X	
EPH CWG (Aliphatic) GC (S)	All	NDPs: 0 Tests: 138			X			X			X			X			X			X		
EPH CWG (Aromatic) GC (S)	All	NDPs: 0 Tests: 138			X			X			X			X			X			X		
GRO by GC-FID (S)	All	NDPs: 0 Tests: 138		X			X			X			X			X			X			X
Metals in solid samples by OES	All	NDPs: 0 Tests: 138			X			X			X			X			X			X		
PAH by GCMS	All	NDPs: 0 Tests: 138			X			X			X			X			X			X		
pH	All	NDPs: 0 Tests: 138	X			X			X			X			X			X			X	
Sample description	All	NDPs: 0 Tests: 134			X			X			X			X			X			X		
TPH CWG GC (S)	All	NDPs: 0 Tests: 138			X			X			X			X			X			X		

Lab Sample No(s)			9544855			9544860			9544864			9544911			9544915			9544919			9544924	
Customer Sample Reference			IP365			IP365			IP365			IP366			IP366			IP366			IP366	
AGS Reference																						
Depth (m)			1.50			2.50			3.50			0.50			1.50			2.50			3.50	
Container			250g Amber Jar (AL	400g Tub (ALE214)	60g VOC (ALE215)	250g Amber Jar (AL	400g Tub (ALE214)	60g VOC (ALE215)	250g Amber Jar (AL	400g Tub (ALE214)	60g VOC (ALE215)	250g Amber Jar (AL	400g Tub (ALE214)	60g VOC (ALE215)	250g Amber Jar (AL	400g Tub (ALE214)	60g VOC (ALE215)	250g Amber Jar (AL	400g Tub (ALE214)	60g VOC (ALE215)	250g Amber Jar (AL	400g Tub (ALE214)
Asbestos ID in Solid Samples	All	NDPs: 0 Tests: 52											X									
EPH CWG (Aliphatic) GC (S)	All	NDPs: 0 Tests: 138	X			X			X			X			X			X			X	
EPH CWG (Aromatic) GC (S)	All	NDPs: 0 Tests: 138	X			X			X			X			X			X			X	
GRO by GC-FID (S)	All	NDPs: 0 Tests: 138			X			X			X			X			X			X		
Metals in solid samples by OES	All	NDPs: 0 Tests: 138	X			X			X			X			X			X			X	
PAH by GCMS	All	NDPs: 0 Tests: 138	X			X			X			X			X			X			X	
pH	All	NDPs: 0 Tests: 138		X			X			X			X			X			X			X
Sample description	All	NDPs: 0 Tests: 134				X			X			X			X			X			X	
TPH CWG GC (S)	All	NDPs: 0 Tests: 138	X			X			X			X			X			X			X	

CERTIFICATE OF ANALYSIS

SDG:	140702-94	**Location:**	Coed Darcy	**Order Number:**	CD0727
Job:	H_ATKINS_LDC-224	**Customer:**	Atkins Global Ltd	**Report Number:**	277967
Client Reference:	Site Wide Trial Pitting	**Attention:**	Jack Lowrie	**Superseded Report:**	

SOLID

Results Legend

X **Test**

N **No Determination Possible**

Lab Sample No(s)	Customer Sample Reference	AGS Reference	Depth (m)	Container
9544924	IP366		3.50	60g VOC (ALE215)
9545419	IP371		0.50	250g Amber Jar (AL
9544868	IP372		0.50	400g Tub (ALE214)
9544872	IP372		1.50	60g VOC (ALE215)
9544876	IP372		2.50	250g Amber Jar (AL
9544880	IP372		3.30	400g Tub (ALE214)
9545065	IP376		0.50	60g VOC (ALE215)
9545114	IP376		1.50	250g Amber Jar (AL
9545166	IP376		2.50	400g Tub (ALE214)
9545214	IP376		3.50	60g VOC (ALE215)
9545263	IP376		4.50	250g Amber Jar (AL
9544885	IP377		0.50	400g Tub (ALE214)
9544893	IP377		0.70	60g VOC (ALE215)
9544898	IP377		1.50	250g Amber Jar (AL
				400g Tub (ALE214)
				60g VOC (ALE215)

Asbestos ID in Solid Samples	All	NDPs: 0 Tests: 52	X X X X
EPH CWG (Aliphatic) GC (S)	All	NDPs: 0 Tests: 138	X X X X X X X X X X X X X X
EPH CWG (Aromatic) GC (S)	All	NDPs: 0 Tests: 138	X X X X X X X X X X X X X X
GRO by GC-FID (S)	All	NDPs: 0 Tests: 138	X X X X X X X X X X X X X X
Metals in solid samples by OES	All	NDPs: 0 Tests: 138	X X X X X X X X X X X X X X
PAH by GCMS	All	NDPs: 0 Tests: 138	X X X X X X X X X X X X X X
pH	All	NDPs: 0 Tests: 138	X X X X X X X X X X X X X X
Sample description	All	NDPs: 0 Tests: 134	X X X X X X X X X X X X X X
TPH CWG GC (S)	All	NDPs: 0 Tests: 138	X X X X X X X X X X X X X X

SDG:	140702-94	**Location:**	Coed Darcy	**Order Number:**	CD0727
Job:	H_ATKINS_LDC-224	**Customer:**	Atkins Global Ltd	**Report Number:**	277967
Client Reference:	Site Wide Trial Pitting	**Attention:**	Jack Lowrie	**Superseded Report:**	

SOLID

Results Legend

- X — **Test**
- N — **No Determination Possible**

		Lab Sample No(s)	9544902			9544907			9544928			9544933			9544943		
		Customer Sample Reference	IP377			IP377			IP378			IP378			IP378		
		AGS Reference															
		Depth (m)	2.50			3.50			0.50			1.50			2.50		
		Container	250g Amber Jar (AL	400g Tub (ALE214)	60g VOC (ALE215)	250g Amber Jar (AL	400g Tub (ALE214)	60g VOC (ALE215)	250g Amber Jar (AL	400g Tub (ALE214)	60g VOC (ALE215)	250g Amber Jar (AL	400g Tub (ALE214)	60g VOC (ALE215)	250g Amber Jar (AL	400g Tub (ALE214)	60g VOC (ALE215)
Asbestos ID in Solid Samples	All	NDPs: 0 Tests: 52								X							
EPH CWG (Aliphatic) GC (S)	All	NDPs: 0 Tests: 138	X			X			X			X			X		
EPH CWG (Aromatic) GC (S)	All	NDPs: 0 Tests: 138	X			X			X			X			X		
GRO by GC-FID (S)	All	NDPs: 0 Tests: 138			X			X			X			X			X
Metals in solid samples by OES	All	NDPs: 0 Tests: 138	X			X			X			X			X		
PAH by GCMS	All	NDPs: 0 Tests: 138	X			X			X			X			X		
pH	All	NDPs: 0 Tests: 138		X			X			X			X			X	
Sample description	All	NDPs: 0 Tests: 134	X			X			X			X			X		
Total Organic Carbon	All	NDPs: 0 Tests: 7															
TPH CWG GC (S)	All	NDPs: 0 Tests: 138	X			X			X			X			X		

		Lab Sample No(s)	9544947			9544837			9544841			9544889			9544938		
		Customer Sample Reference	IP378			IP379			IP380			IP382			IP383		
		AGS Reference															
		Depth (m)	3.50			0.50			0.50			0.50			0.50		
		Container	250g Amber Jar (AL	400g Tub (ALE214)	60g VOC (ALE215)	250g Amber Jar (AL	400g Tub (ALE214)	60g VOC (ALE215)	250g Amber Jar (AL	400g Tub (ALE214)	60g VOC (ALE215)	250g Amber Jar (AL	400g Tub (ALE214)	60g VOC (ALE215)	250g Amber Jar (AL	400g Tub (ALE214)	60g VOC (ALE215)
Asbestos ID in Solid Samples	All	NDPs: 0 Tests: 52					X			X			X			X	
EPH CWG (Aliphatic) GC (S)	All	NDPs: 0 Tests: 138	X			X			X			X			X		
EPH CWG (Aromatic) GC (S)	All	NDPs: 0 Tests: 138	X			X			X			X			X		
GRO by GC-FID (S)	All	NDPs: 0 Tests: 138			X			X			X			X			X
Metals in solid samples by OES	All	NDPs: 0 Tests: 138	X			X			X			X			X		
PAH by GCMS	All	NDPs: 0 Tests: 138	X			X			X			X			X		
pH	All	NDPs: 0 Tests: 138		X			X			X			X			X	
Sample description	All	NDPs: 0 Tests: 134	X			X			X			X			X		
Total Organic Carbon	All	NDPs: 0 Tests: 7				X			X								
TPH CWG GC (S)	All	NDPs: 0 Tests: 138	X			X			X			X			X		

		Lab Sample No(s)	9545312			9545364			9544988			9545030
		Customer Sample Reference	IP391			IP391			IP392			IP397
		AGS Reference										
		Depth (m)	0.50			1.50			0.50			0.50
		Container	250g Amber Jar (AL	400g Tub (ALE214)	60g VOC (ALE215)	250g Amber Jar (AL	400g Tub (ALE214)	60g VOC (ALE215)	250g Amber Jar (AL	400g Tub (ALE214)	60g VOC (ALE215)	250g Amber Jar (AL
Asbestos ID in Solid Samples	All	NDPs: 0 Tests: 52		X						X		
EPH CWG (Aliphatic) GC (S)	All	NDPs: 0 Tests: 138	X			X			X			X
EPH CWG (Aromatic) GC (S)	All	NDPs: 0 Tests: 138	X			X			X			X
GRO by GC-FID (S)	All	NDPs: 0 Tests: 138			X			X			X	
Metals in solid samples by OES	All	NDPs: 0 Tests: 138	X			X			X			X
PAH by GCMS	All	NDPs: 0 Tests: 138	X			X			X			X
pH	All	NDPs: 0 Tests: 138		X			X			X		
Sample description	All	NDPs: 0 Tests: 134	X			X			X			X
Total Organic Carbon	All	NDPs: 0 Tests: 7										
TPH CWG GC (S)	All	NDPs: 0 Tests: 138	X			X			X			X

CERTIFICATE OF ANALYSIS

SDG:	140702-94	**Location:**	Coed Darcy	**Order Number:**	CD0727
Job:	H_ATKINS_LDC-224	**Customer:**	Atkins Global Ltd	**Report Number:**	277967
Client Reference:	Site Wide Trial Pitting	**Attention:**	Jack Lowrie	**Superseded Report:**	

SOLID

Results Legend

X **Test**

N **No Determination Possible**

Lab Sample No(s)			9545030	9545452	9545457	9545461	9544846
Customer Sample Reference			IP397	IPXXX	IPXXX	IPXXX	IPXXX
AGS Reference							
Depth (m)			0.50	0.50	1.50	2.50	3.50
Container			400g Tub (ALE214)	60g VOC (ALE215)	250g Amber Jar (AL	400g Tub (ALE214)	60g VOC (ALE215)	250g Amber Jar (AL	400g Tub (ALE214)	60g VOC (ALE215)	250g Amber Jar (AL	400g Tub (ALE214)	60g VOC (ALE215)
Asbestos ID in Solid Samples	All	NDPs: 0 Tests: 52	X			X							
EPH CWG (Aliphatic) GC (S)	All	NDPs: 0 Tests: 138			X			X			X		
EPH CWG (Aromatic) GC (S)	All	NDPs: 0 Tests: 138			X			X			X		
GRO by GC-FID (S)	All	NDPs: 0 Tests: 138		X			X			X			X
Metals in solid samples by OES	All	NDPs: 0 Tests: 138			X			X			X		
PAH by GCMS	All	NDPs: 0 Tests: 138			X			X			X		
pH	All	NDPs: 0 Tests: 138	X			X			X			X	
Sample description	All	NDPs: 0 Tests: 134			X			X			X		
Total Organic Carbon	All	NDPs: 0 Tests: 7			X								
TPH CWG GC (S)	All	NDPs: 0 Tests: 138			X			X			X		

CERTIFICATE OF ANALYSIS

SDG:	140702-94	**Location:**	Coed Darcy	**Order Number:**	CD0727
Job:	H_ATKINS_LDC-224	**Customer:**	Atkins Global Ltd	**Report Number:**	277967
Client Reference:	Site Wide Trial Pitting	**Attention:**	Jack Lowrie	**Superseded Report:**	

Sample Descriptions

Grain Sizes

very fine	<0.063mm	fine	0.063mm - 0.1mm	medium	0.1mm - 2mm	coarse	2mm - 10mm	very coarse	>10mm

Lab Sample No(s)	Customer Sample Ref.	Depth (m)	Colour	Description	Grain size	Inclusions	Inclusions 2
9545225	IP021	0.50	Dark Brown	Sandy Silt Loam	0.1 - 2 mm	Stones	None
9545229	IP021	1.50	Dark Brown	Sandy Loam	0.1 - 2 mm	Stones	None
9545233	IP021	2.50	Dark Brown	Loamy Sand	0.063 - 0.1 mm	Stones	Vegetation
9545237	IP021	4.00	Dark Brown	Loamy Sand	0.1 - 2 mm	Stones	None
9545241	IP021	4.75	Dark Brown	Silty Clay Loam	0.063 - 0.1 mm	Stones	Oil/Petroleum
9545245	IP022	0.50	Dark Brown	Silt Loam	0.063 - 0.1 mm	Stones	Vegetation
9545250	IP022	1.50	Dark Brown	Loamy Sand	0.063 - 0.1 mm	Stones	None
9545254	IP022	2.50	Dark Brown	Silt Loam	0.063 - 0.1 mm	Stones	N/A
9545259	IP022	3.50	Dark Brown	Sandy Clay Loam	0.1 - 2 mm	Stones	None
9545268	IP050	0.50	Dark Brown	Silt Loam	0.063 - 0.1 mm	Vegetation	Stones
9545272	IP050	1.20	Dark Brown	Sandy Loam	0.1 - 2 mm	Stones	None
9545277	IP050	2.50	Dark Brown	Sandy Loam	0.1 - 2 mm	Stones	None
9545281	IP052	0.50	Dark Brown	Sand	0.1 - 2 mm	Stones	Vegetation
9545286	IP052	1.00	Dark Brown	Sand	0.1 - 2 mm	Stones	None
9545291	IP052	2.00	Dark Brown	Sand	0.1 - 2 mm	Stones	None
9545296	IP088	0.20	Dark Brown	Loamy Sand	0.1 - 2 mm	Stones	Vegetation
9545300	IP088	0.50	Dark Brown	Loamy Sand	0.063 - 0.1 mm	Stones	N/A
9545304	IP088	1.50	Dark Brown	Sand	0.1 - 2 mm	Stones	None
9545308	IP088	2.50	Dark Brown	Sandy Loam	0.1 - 2 mm	Stones	Vegetation
9545316	IP088	3.50	Dark Brown	Sand	0.1 - 2 mm	Stones	None
9545026	IP101	0.50	Dark Brown	Silt Loam	0.063 - 0.1 mm	Stones	Vegetation
9545135	IP139	0.50	Dark Brown	Silt Loam	0.063 - 0.1 mm	Stones	Vegetation
9545140	IP139	1.50	Dark Brown	Stone/Soil	2 - 10 mm	Stones	Vegetation
9545145	IP144	0.50	Dark Brown	Silt Loam	0.1 - 2 mm	Stones	Vegetation
9545150	IP144	0.80	Black	Sandy Silt Loam	0.1 - 2 mm	Stones	Vegetation
9545154	IP144	1.50	Dark Brown	Clay	0.063 - 0.1 mm	None	None
9545124	IP145	0.50	Dark Brown	Clay	0.063 - 0.1 mm	Stones	Vegetation
9545131	IP145	1.50	Dark Brown	Clay	0.063 - 0.1 mm	Stones	None
9545110	IP146	0.50	Dark Brown	Clay Loam	<0.063 mm	Stones	Vegetation
9545119	IP146	1.50	Dark Brown	Clay	0.063 - 0.1 mm	None	None
9545431	IP149	0.50	Dark Brown	Sandy Clay Loam	0.1 - 2 mm	Stones	None
9545435	IP149	1.50	Dark Brown	Clay	0.063 - 0.1 mm	Stones	Oil/Petroleum
9545439	IP149	2.50	Dark Brown	Clay	0.063 - 0.1 mm	Oil/Petroleum	None
9545443	IP149	3.50	Dark Brown	Sandy Loam	0.1 - 2 mm	Stones	None
9545447	IP149	4.50	Dark Brown	Sandy Clay Loam	0.1 - 2 mm	Stones	None
9545158	IP167	0.50	Dark Brown	Sand	0.1 - 2 mm	Stones	None
9545162	IP167	1.60	Dark Brown	Loamy Sand	0.1 - 2 mm	Stones	Vegetation
9545405	IP168	0.50	Dark Brown	Sandy Clay Loam	0.1 - 2 mm	Vegetation	Stones

CERTIFICATE OF ANALYSIS

SDG:	140702-94	**Location:**	Coed Darcy	**Order Number:**	CD0727
Job:	H_ATKINS_LDC-224	**Customer:**	Atkins Global Ltd	**Report Number:**	277967
Client Reference:	Site Wide Trial Pitting	**Attention:**	Jack Lowrie	**Superseded Report:**	

			Colour	Description	Grain size	Inclusions	Inclusions 2
9545410	IP168	1.50	Dark Brown	Sandy Clay Loam	0.1 - 2 mm	Stones	Oil/Petroleum
9545415	IP168	2.50	Dark Brown	Sandy Loam	0.1 - 2 mm	Stones	None
9545423	IP168	3.50	Dark Brown	Sandy Clay Loam	0.1 - 2 mm	Stones	Oil/Petroleum
9545427	IP168	4.50	Dark Brown	Clay	0.063 - 0.1 mm	Stones	Oil/Petroleum
9545102	IP170	0.50	Dark Brown	Clay Loam	<0.063 mm	Stones	Vegetation
9545106	IP170	1.60	Dark Brown	Clay	0.063 - 0.1 mm	None	None
9545080	IP177	0.50	Dark Brown	Silt Loam	0.063 - 0.1 mm	Stones	Oil/Petroleum
9545084	IP177	1.50	Dark Brown	Loamy Sand	0.1 - 2 mm	Stones	Oil/Petroleum
9545088	IP177	2.50	Dark Brown	Clay	0.063 - 0.1 mm	Stones	None
9545092	IP177	3.50	Dark Brown	Clay	0.063 - 0.1 mm	None	None
9545098	IP177	4.50	Dark Brown	Clay	0.063 - 0.1 mm	Stones	None
9545053	IP178	0.50	Dark Brown	Silt Loam	0.063 - 0.1 mm	Stones	N/A
9545059	IP178	1.60	Dark Brown	Clay	0.063 - 0.1 mm	Stones	None
9545070	IP178	2.70	Dark Brown	Clay	0.063 - 0.1 mm	Stones	Oil/Petroleum
9545074	IP178	3.80	Dark Brown	Clay	0.063 - 0.1 mm	None	None
9545320	IP181	0.50	Dark Brown	Silty Clay	0.063 - 0.1 mm	Stones	None
9545325	IP181	1.50	Dark Brown	Sandy Loam	0.1 - 2 mm	Stones	Vegetation
9545329	IP181	2.50	Dark Brown	Loamy Sand	0.1 - 2 mm	Stones	None
9545333	IP181	3.50	Grey	Sandy Loam	0.1 - 2 mm	Stones	None
9545337	IP181	4.50	Dark Brown	Sandy Loam	0.1 - 2 mm	Stones	None
9545342	IP182	0.50	Dark Brown	Sandy Loam	0.1 - 2 mm	Stones	None
9545348	IP182	1.50	Dark Brown	Loamy Sand	0.1 - 2 mm	Stones	None
9545354	IP182	1.70	Dark Brown	Sandy Clay Loam	0.1 - 2 mm	Stones	Vegetation
9545359	IP182	2.50	Dark Brown	Sandy Clay	0.1 - 2 mm	Stones	None
9545369	IP182	3.50	Dark Brown	Clay	0.063 - 0.1 mm	Stones	None
9545373	IP182	4.50	Dark Brown	Sandy Loam	0.1 - 2 mm	Stones	None
9545378	IP183	0.50	Dark Brown	Sandy Loam	0.1 - 2 mm	Stones	Brick
9545382	IP183	1.50	Dark Brown	Silt Loam	0.063 - 0.1 mm	Stones	N/A
9545392	IP183	2.50	Dark Brown	Silty Clay Loam	0.063 - 0.1 mm	Stones	N/A
9545397	IP183	3.50	Dark Brown	Silty Clay Loam	0.063 - 0.1 mm	Stones	N/A
9545401	IP183	4.00	Dark Brown	Sandy Clay Loam	0.1 - 2 mm	Stones	None
9545037	IP192	0.50	Dark Brown	Silty Clay Loam	0.063 - 0.1 mm	Stones	Vegetation
9545042	IP192	1.50	Dark Brown	Clay Loam	0.063 - 0.1 mm	Stones	None
9545047	IP192	2.60	Dark Brown	Loamy Sand	0.1 - 2 mm	Stones	Vegetation
9545172	IP193	0.50	Dark Brown	Silt Loam	0.063 - 0.1 mm	Stones	None
9545177	IP193	1.50	Dark Brown	Clay Loam	0.063 - 0.1 mm	Stones	None
9545182	IP193	2.30	Dark Brown	Loamy Sand	0.1 - 2 mm	Stones	None
9545202	IP200	0.50	Dark Brown	Silt Loam	0.063 - 0.1 mm	Stones	Vegetation
9545206	IP200	1.50	Dark Brown	Clay Loam	0.063 - 0.1 mm	Stones	Vegetation
9545210	IP200	2.50	Dark Brown	Sandy Loam	0.1 - 2 mm	Stones	None
9545219	IP200	3.00	Dark Brown	Silty Clay	0.063 - 0.1 mm	Stones	None

CERTIFICATE OF ANALYSIS

SDG:	140702-94	**Location:**	Coed Darcy	**Order Number:**	CD0727
Job:	H_ATKINS_LDC-224	**Customer:**	Atkins Global Ltd	**Report Number:**	277967
Client Reference:	Site Wide Trial Pitting	**Attention:**	Jack Lowrie	**Superseded Report:**	

			Colour	Description	Grain size	Inclusions	Inclusions 2
9545186	IP201	0.50	Dark Brown	Silt Loam	0.063 - 0.1 mm	Stones	Vegetation
9545190	IP201	1.60	Dark Brown	Clay	0.063 - 0.1 mm	Stones	None
9545194	IP201	2.50	Dark Brown	Sandy Clay Loam	0.1 - 2 mm	Stones	None
9545198	IP201	3.50	Dark Brown	Clay	0.063 - 0.1 mm	Stones	None
9544960	IP215	0.50	Dark Brown	Sandy Silt Loam	0.1 - 2 mm	Stones	Vegetation
9544970	IP216	0.50	Dark Brown	Sandy Clay Loam	0.1 - 2 mm	Stones	Vegetation
9544966	IP217	0.50	Dark Brown	Sandy Loam	0.1 - 2 mm	Stones	Vegetation
9544956	IP218	0.50	Dark Brown	Sandy Silt Loam	0.1 - 2 mm	Stones	Vegetation
9544951	IP219	0.50	Dark Brown	Sandy Silt Loam	0.1 - 2 mm	Stones	Vegetation
9545021	IP221	0.50	Dark Brown	Loamy Sand	0.1 - 2 mm	Stones	Vegetation
9544974	IP222	0.50	Dark Brown	Sandy Clay Loam	0.1 - 2 mm	Stones	Vegetation
9544979	IP223	0.50	Dark Brown	Sandy Clay Loam	0.1 - 2 mm	Stones	Vegetation
9545017	IP224	0.50	Dark Brown	Sandy Clay Loam	0.1 - 2 mm	Stones	Vegetation
9545009	IP225	0.50	Dark Brown	Sandy Clay Loam	0.1 - 2 mm	Stones	Vegetation
9545013	IP226	0.50	Dark Brown	Loamy Sand	0.1 - 2 mm	Stones	Vegetation
9545005	IP232	0.50	Dark Brown	Sandy Clay Loam	0.1 - 2 mm	Stones	Vegetation
9544983	IP233	0.50	Dark Brown	Sandy Silt Loam	0.1 - 2 mm	Stones	Vegetation
9544992	IP239	0.50	Dark Brown	Sandy Clay Loam	0.1 - 2 mm	Stones	Vegetation
9544996	IP240	0.20	Dark Brown	Sandy Loam	0.1 - 2 mm	Stones	Vegetation
9545000	IP240	0.50	Dark Brown	Sandy Clay Loam	0.1 - 2 mm	Stones	Vegetation
9544850	IP365	0.50	Dark Brown	Sand	0.1 - 2 mm	Stones	None
9544855	IP365	1.50	Dark Brown	Sand	0.1 - 2 mm	Stones	Vegetation
9544860	IP365	2.50	Dark Brown	Sandy Loam	0.1 - 2 mm	Stones	Vegetation
9544864	IP365	3.50	Dark Brown	Sandy Clay Loam	0.1 - 2 mm	Oil/Petroleum	Stones
9544911	IP366	0.50	Dark Brown	Loamy Sand	0.1 - 2 mm	Stones	None
9544915	IP366	1.50	Dark Brown	Sandy Loam	0.1 - 2 mm	Stones	Vegetation
9544919	IP366	2.50	Dark Brown	Loamy Sand	0.1 - 2 mm	Stones	None
9544924	IP366	3.50	Dark Brown	Sandy Loam	0.1 - 2 mm	Stones	None
9545419	IP371	0.50	Dark Brown	Loamy Sand	0.1 - 2 mm	Stones	Vegetation
9544868	IP372	0.50	Dark Brown	Sand	0.1 - 2 mm	Stones	None
9544872	IP372	1.50	Dark Brown	Silty Sand	0.063 - 0.1 mm	Vegetation	Stones
9544876	IP372	2.50	Dark Brown	Sand	0.1 - 2 mm	Stones	None
9544880	IP372	3.30	Grey	Sandy Loam	0.1 - 2 mm	Oil/Petroleum	Stones
9545065	IP376	0.50	Dark Brown	Loamy Sand	0.1 - 2 mm	Stones	None
9545114	IP376	1.50	Dark Brown	Sandy Loam	0.1 - 2 mm	Stones	Vegetation
9545166	IP376	2.50	Dark Brown	Loamy Sand	0.1 - 2 mm	Stones	None
9545214	IP376	3.50	Dark Brown	Loamy Sand	0.1 - 2 mm	Stones	Vegetation
9545263	IP376	4.50	Dark Brown	Loamy Sand	0.1 - 2 mm	Stones	Vegetation
9544885	IP377	0.50	Dark Brown	Loamy Sand	0.1 - 2 mm	Stones	Vegetation
9544893	IP377	0.70	Black	Sand	0.1 - 2 mm	Stones	None
9544898	IP377	1.50	Dark Brown	Sandy Loam	0.1 - 2 mm	Stones	None

CERTIFICATE OF ANALYSIS

SDG:	140702-94	**Location:**	Coed Darcy	**Order Number:**	CD0727
Job:	H_ATKINS_LDC-224	**Customer:**	Atkins Global Ltd	**Report Number:**	277967
Client Reference:	Site Wide Trial Pitting	**Attention:**	Jack Lowrie	**Superseded Report:**	

			Colour	Description	Grain size	Inclusions	Inclusions 2
9544902	IP377	2.50	Dark Brown	Sandy Loam	0.1 - 2 mm	Stones	None
9544907	IP377	3.50	Dark Brown	Sandy Loam	0.1 - 2 mm	Stones	Vegetation
9544928	IP378	0.50	Dark Brown	Loamy Sand	0.1 - 2 mm	Stones	Vegetation
9544933	IP378	1.50	Dark Brown	Loamy Sand	0.1 - 2 mm	Stones	Vegetation
9544943	IP378	2.50	Dark Brown	Sandy Loam	0.1 - 2 mm	Stones	Vegetation
9544947	IP378	3.50	Dark Brown	Sandy Loam	0.1 - 2 mm	Stones	None
9544837	IP379	0.50	Dark Brown	Sandy Silt Loam	0.1 - 2 mm	Stones	None
9544841	IP380	0.50	Dark Brown	Gravel	2 - 10 mm	None	Vegetation
9544889	IP382	0.50	Dark Brown	Sand	0.1 - 2 mm	Stones	Vegetation
9544938	IP383	0.50	Dark Brown	Loamy Sand	0.1 - 2 mm	Stones	Vegetation
9545312	IP391	0.50	Dark Brown	Sand	0.1 - 2 mm	Stones	Vegetation
9545364	IP391	1.50	Dark Brown	Loamy Sand	0.1 - 2 mm	Stones	Vegetation
9544988	IP392	0.50	Dark Brown	Sandy Clay Loam	0.1 - 2 mm	Crushed Brick	Stones
9545030	IP397	0.50	Dark Brown	Loamy Sand	0.1 - 2 mm	Stones	None
9544846	IPXXX	3.50	Dark Brown	Sand	0.1 - 2 mm	Stones	None
9545452	IPXXX	0.50	Dark Brown	Sand	0.1 - 2 mm	Stones	None
9545457	IPXXX	1.50	Grey	Sandy Loam	0.1 - 2 mm	Stones	Vegetation
9545461	IPXXX	2.50	Dark Brown	Sand	0.1 - 2 mm	Stones	None

These descriptions are only intended to act as a cross check if sample identities are questioned, and to provide a log of sample matrices with respect to MCERTS validation. They are not intended as full geological descriptions.

We are accredited to MCERTS for sand, clay and loam/topsoil, or any of these materials - whether these are derived from naturally ocurring soil profiles, or from fill/made ground, as long as these materials constitute the major part of the sample.

Other coarse granular materials such as concrete, gravel and brick are not accredited if they comprise the major part of the sample.

CERTIFICATE OF ANALYSIS

SDG:	140702-94	**Location:**	Coed Darcy	**Order Number:**	CD0727
Job:	H_ATKINS_LDC-224	**Customer:**	Atkins Global Ltd	**Report Number:**	277967
Client Reference:	Site Wide Trial Pitting	**Attention:**	Jack Lowrie	**Superseded Report:**	

Results Legend

#	ISO17025 accredited.
M	*m*CERTS accredited.
aq	Aqueous / settled sample.
diss.filt	Dissolved / filtered sample.
tot.unfilt	Total / unfiltered sample.
*	Subcontracted test.
**	% recovery of the surrogate standard to check the efficiency of the method. The results of individual compounds within samples aren't corrected for the recovery
(F)	Trigger breach confirmed
1-5&+§@	Sample deviation (see appendix)

Component	LOD/Units	Method	Customer Sample R	IP021	IP021	IP021	IP021	IP021	IP022
			Depth (m)	0.50	1.50	2.50	4.00	4.75	0.50
			Sample Type	Soil/Solid	Soil/Solid	Soil/Solid	Soil/Solid	Soil/Solid	Soil/Solid
			Date Sampled	30/06/2014	30/06/2014	30/06/2014	30/06/2014	30/06/2014	30/06/2014
			Sample Time	.	.	.	.	.	.
			Date Received	02/07/2014	02/07/2014	02/07/2014	02/07/2014	02/07/2014	02/07/2014
			SDG Ref	140702-94	140702-94	140702-94	140702-94	140702-94	140702-94
			Lab Sample No.(s)	9545225	9545229	9545233	9545237	9545241	9545245
			AGS Reference						
Moisture Content Ratio	%	PM024		5.4	10	9.5	11	12	8.2
pH	1 pH Units	TM133		7.73 M	6.49 M	6.31 M	5.64 M	6.16 M	7.7 M
Arsenic	<0.6 mg/kg	TM181		16.8 M	23.4 M	9.9 M	9.33 M	12.9 M	29.8 M
Cadmium	<0.02 mg/kg	TM181		0.444 M	<0.02 M	0.0714 M	0.0423 M	0.0939 M	0.977 M
Chromium	<0.9 mg/kg	TM181		13.3 M	16 M	12.4 M	13.2 M	12.4 M	17.1 M
Copper	<1.4 mg/kg	TM181		31 M	39.8 M	14.7 M	15.2 M	14 M	64 M
Lead	<0.7 mg/kg	TM181		20.5 M	26.2 M	14.8 M	13.4 M	12.7 M	185 M
Mercury	<0.14 mg/kg	TM181		<0.14 M	<0.14 M	<0.14 M	<0.14 M	<0.14 M	<0.14 M
Nickel	<0.2 mg/kg	TM181		26.1 M	31.1 M	26.7 M	27.4 M	23.9 M	25.2 M
Selenium	<1 mg/kg	TM181		<1 #	<1 #	<1 #	<1 #	<1 #	<1 #
Vanadium	<0.2 mg/kg	TM181		14.7 #	19.5 #	14.5 #	14.7 #	14.9 #	18.4 #
Zinc	<1.9 mg/kg	TM181		90.5 M	101 M	81.2 M	80.3 M	70.5 M	219 M

CERTIFICATE OF ANALYSIS

SDG:	140702-94	**Location:**	Coed Darcy	**Order Number:**	CD0727
Job:	H_ATKINS_LDC-224	**Customer:**	Atkins Global Ltd	**Report Number:**	277967
Client Reference:	Site Wide Trial Pitting	**Attention:**	Jack Lowrie	**Superseded Report:**	

Results Legend

#	ISO17025 accredited.
M	*m*CERTS accredited.
aq	Aqueous / settled sample.
diss.filt	Dissolved / filtered sample.
tot.unfilt	Total / unfiltered sample.
*	Subcontracted test.
**	% recovery of the surrogate standard to check the efficiency of the method. The results of individual compounds within samples aren't corrected for the recovery
(F)	Trigger breach confirmed
1-5&+§@	Sample deviation (see appendix)

Component	LOD/Units	Method	Customer Sample R	IP022	IP022	IP022	IP050	IP050	IP050
			Depth (m)	1.50	2.50	3.50	0.50	1.20	2.50
			Sample Type	Soil/Solid	Soil/Solid	Soil/Solid	Soil/Solid	Soil/Solid	Soil/Solid
			Date Sampled	30/06/2014	30/06/2014	30/06/2014	30/06/2014	30/06/2014	30/06/2014
			Sample Time	.	.	.	.	.	.
			Date Received	02/07/2014	02/07/2014	02/07/2014	02/07/2014	02/07/2014	02/07/2014
			SDG Ref	140702-94	140702-94	140702-94	140702-94	140702-94	140702-94
			Lab Sample No.(s)	9545250	9545254	9545259	9545268	9545272	9545277
			AGS Reference						
Moisture Content Ratio	%	PM024		6.8	8	11	7.1	15	7.1
pH	1 pH Units	TM133		7.42 M	7.27 M	6.55 M	7.4 M	7.41 M	6.87 M
Arsenic	<0.6 mg/kg	TM181		9.65 M	8.81 M	11.9 M	14.6 M	9.64 M	24.7 M
Cadmium	<0.02 mg/kg	TM181		<0.02 M	0.325 M	0.313 M	0.591 M	0.469 M	<0.02 M
Chromium	<0.9 mg/kg	TM181		12 M	12.8 M	16.1 M	13.9 M	15.2 M	14.3 M
Copper	<1.4 mg/kg	TM181		12.9 M	16.5 M	<14 M	32.6 M	11.6 M	18.7 M
Lead	<0.7 mg/kg	TM181		16.8 M	14.5 M	14.1 M	45.9 M	14.2 M	18.3 M
Mercury	<0.14 mg/kg	TM181		<0.14 M	<0.14 M	<0.14 M	<0.14 M	<0.14 M	<0.14 M
Nickel	<0.2 mg/kg	TM181		22 M	24.3 M	30 M	23.6 M	18.2 M	28 M
Selenium	<1 mg/kg	TM181		<1 #	<1 #	<10 #	<1 #	1.16 #	<1 #
Vanadium	<0.2 mg/kg	TM181		15.4 #	14.5 #	24.3 #	15.4 #	21.9 #	15.4 #
Zinc	<1.9 mg/kg	TM181		74.3 M	75.3 M	80.8 M	119 M	116 M	81.8 M

CERTIFICATE OF ANALYSIS

SDG:	140702-94	**Location:**	Coed Darcy	**Order Number:**	CD0727
Job:	H_ATKINS_LDC-224	**Customer:**	Atkins Global Ltd	**Report Number:**	277967
Client Reference:	Site Wide Trial Pitting	**Attention:**	Jack Lowrie	**Superseded Report:**	

Results Legend

#	ISO17025 accredited.
M	*m*CERTS accredited.
aq	Aqueous / settled sample.
diss.filt	Dissolved / filtered sample.
tot.unfilt	Total / unfiltered sample.
*	Subcontracted test.
**	% recovery of the surrogate standard to check the efficiency of the method. The results of individual compounds within samples aren't corrected for the recovery
(F)	Trigger breach confirmed
1-5&+§@	Sample deviation (see appendix)

Component	LOD/Units	Method	Customer Sample R	IP052	IP052	IP052	IP088	IP088	IP088
			Depth (m)	0.50	1.00	2.00	0.20	0.50	1.50
			Sample Type	Soil/Solid	Soil/Solid	Soil/Solid	Soil/Solid	Soil/Solid	Soil/Solid
			Date Sampled	30/06/2014	30/06/2014	30/06/2014	30/06/2014	30/06/2014	30/06/2014
			Sample Time	.	.	.	.	.	.
			Date Received	02/07/2014	02/07/2014	02/07/2014	02/07/2014	02/07/2014	02/07/2014
			SDG Ref	140702-94	140702-94	140702-94	140702-94	140702-94	140702-94
			Lab Sample No.(s)	9545281	9545286	9545291	9545296	9545300	9545304
			AGS Reference						
Moisture Content Ratio	%	PM024		6.9	10	8.1	14	6.5	7.9
Soil Organic Matter (SOM)	<0.35 %	TM132							1.37 #
pH	1 pH Units	TM133		6.74 M	7.27 M	7.23 M	6 M	6.35 M	6.05 M
Arsenic	<0.6 mg/kg	TM181		20.5 M	26.2 M	17.2 M	26 M	10.9 M	16.1 M
Cadmium	<0.02 mg/kg	TM181		0.559 M	0.637 M	0.225 M	1.11 M	0.386 M	0.148 M
Chromium	<0.9 mg/kg	TM181		15.3 M	15.3 M	14.2 M	16.5 M	12.8 M	13.4 M
Copper	<1.4 mg/kg	TM181		44.1 M	44.9 M	26.7 M	95.6 M	21.4 M	17.8 M
Lead	<0.7 mg/kg	TM181		30.8 M	23.7 M	18.9 M	86.1 M	13.1 M	16.7 M
Mercury	<0.14 mg/kg	TM181		<0.14 M	<0.14 M	<0.14 M	0.821 M	<0.14 M	<0.14 M
Nickel	<0.2 mg/kg	TM181		23.7 M	27.4 M	26.2 M	26.3 M	22.3 M	24.7 M
Selenium	<1 mg/kg	TM181		1.03 #	<10 #	1.32 #	1.04 #	<1 #	1.46 #
Vanadium	<0.2 mg/kg	TM181		16.4 #	18.4 #	16.5 #	24.2 #	12.9 #	17.5 #
Zinc	<1.9 mg/kg	TM181		100 M	119 M	96.4 M	219 M	113 M	79.4 M

CERTIFICATE OF ANALYSIS

SDG:	140702-94	**Location:**	Coed Darcy	**Order Number:**	CD0727
Job:	H_ATKINS_LDC-224	**Customer:**	Atkins Global Ltd	**Report Number:**	277967
Client Reference:	Site Wide Trial Pitting	**Attention:**	Jack Lowrie	**Superseded Report:**	

Results Legend

#	ISO17025 accredited.
M	*m*CERTS accredited.
aq	Aqueous / settled sample.
diss.filt	Dissolved / filtered sample.
tot.unfilt	Total / unfiltered sample.
*	Subcontracted test.
**	% recovery of the surrogate standard to check the efficiency of the method. The results of individual compounds within samples aren't corrected for the recovery
(F)	Trigger breach confirmed
1-5&+§@	Sample deviation (see appendix)

Component	LOD/Units	Method	Customer Sample R	IP088	IP088	IP101	IP139	IP139	IP144
			Depth (m)	2.50	3.50	0.50	0.50	1.50	0.50
			Sample Type	Soil/Solid	Soil/Solid	Soil/Solid	Soil/Solid	Soil/Solid	Soil/Solid
			Date Sampled	30/06/2014	30/06/2014	30/06/2014	30/06/2014	30/06/2014	30/06/2014
			Sample Time	.	.	.	.	.	.
			Date Received	02/07/2014	02/07/2014	02/07/2014	02/07/2014	02/07/2014	02/07/2014
			SDG Ref	140702-94	140702-94	140702-94	140702-94	140702-94	140702-94
			Lab Sample No.(s)	9545308	9545316	9545026	9545135	9545140	9545145
			AGS Reference						
Moisture Content Ratio	%	PM024		6.4	6.9	9.1	13	15	14
pH	1 pH Units	TM133		5.7 M	5.07 M	6.13 M	5.38 M	6.84 #	5.89 M
Arsenic	<0.6 mg/kg	TM181		13.6 M	13.9 M	10.4 M	24.5 M	20.5 #	16.1 M
Cadmium	<0.02 mg/kg	TM181		0.594 M	<0.02 M	0.437 M	0.388 M	<0.02 #	0.564 M
Chromium	<0.9 mg/kg	TM181		15 M	13.2 M	13.2 M	16.2 M	32.1 #	13 M
Copper	<1.4 mg/kg	TM181		16.8 M	14.2 M	16.6 M	45 M	44.4 #	37.7 M
Lead	<0.7 mg/kg	TM181		16.5 M	14.3 M	15.3 M	88.8 M	369 #	30 M
Mercury	<0.14 mg/kg	TM181		<0.14 M	<0.14 M	<0.14 M	0.835 M	3.33 #	<0.14 M
Nickel	<0.2 mg/kg	TM181		33.2 M	29.4 M	12.6 M	22.7 M	54.6 #	29.9 M
Selenium	<1 mg/kg	TM181		<10 #	<1 #	1.33 #	<1 #	<1 #	<1 #
Vanadium	<0.2 mg/kg	TM181		20.3 #	15.3 #	19.7 #	16.7 #	17.9 #	16.3 #
Zinc	<1.9 mg/kg	TM181		108 M	75.1 M	120 M	107 M	207 #	114 M

CERTIFICATE OF ANALYSIS

SDG:	140702-94	**Location:**	Coed Darcy	**Order Number:**	CD0727
Job:	H_ATKINS_LDC-224	**Customer:**	Atkins Global Ltd	**Report Number:**	277967
Client Reference:	Site Wide Trial Pitting	**Attention:**	Jack Lowrie	**Superseded Report:**	

Results Legend

#	ISO17025 accredited.
M	*m*CERTS accredited.
aq	Aqueous / settled sample.
diss.filt	Dissolved / filtered sample.
tot.unfilt	Total / unfiltered sample.
*	Subcontracted test.
**	% recovery of the surrogate standard to check the efficiency of the method. The results of individual compounds within samples aren't corrected for the recovery
(F)	Trigger breach confirmed
1-5&+§@	Sample deviation (see appendix)

Component	LOD/Units	Method	Customer Sample R	IP144	IP144	IP145	IP145	IP146	IP146
			Depth (m)	0.80	1.50	0.50	1.50	0.50	1.50
			Sample Type	Soil/Solid	Soil/Solid	Soil/Solid	Soil/Solid	Soil/Solid	Soil/Solid
			Date Sampled	30/06/2014	30/06/2014	30/06/2014	30/06/2014	30/06/2014	30/06/2014
			Sample Time	.	.	.	.	.	.
			Date Received	02/07/2014	02/07/2014	02/07/2014	02/07/2014	02/07/2014	02/07/2014
			SDG Ref	140702-94	140702-94	140702-94	140702-94	140702-94	140702-94
			Lab Sample No.(s)	9545150	9545154	9545124	9545131	9545110	9545119
			AGS Reference						
Moisture Content Ratio	%	PM024		53	8	13	9.4	12	5.1
Soil Organic Matter (SOM)	<0.35 %	TM132		35 #					
pH	1 pH Units	TM133		5.48 M	6.6 M	5.8 M	7 M	5.36 M	5.75 M
Arsenic	<0.6 mg/kg	TM181		26.4 M	8.85 M	24.6 M	<6 M	19.9 M	11.3 M
Cadmium	<0.02 mg/kg	TM181		8.91 M	0.302 M	0.479 M	0.498 M	0.432 M	0.135 M
Chromium	<0.9 mg/kg	TM181		47.1 M	8.84 M	15.2 M	15.6 M	14.2 M	15.4 M
Copper	<1.4 mg/kg	TM181		72.8 M	33.5 M	56.7 M	27.5 M	46.1 M	34.4 M
Lead	<0.7 mg/kg	TM181		821 M	19 M	30.8 M	19.9 M	33.3 M	20 M
Mercury	<0.14 mg/kg	TM181		1.63 M	<0.14 M	<0.14 M	<0.14 M	<0.14 M	<0.14 M
Nickel	<0.2 mg/kg	TM181		75.4 M	43.5 M	25.7 M	46.2 M	25.5 M	37.4 M
Selenium	<1 mg/kg	TM181		7.61 #	<1 #	<1 #	<10 #	<1 #	<1 #
Vanadium	<0.2 mg/kg	TM181		40.6 #	11 #	19.4 #	18 #	18.6 #	17.1 #
Zinc	<1.9 mg/kg	TM181		614 M	106 M	105 M	95.2 M	100 M	94.3 M

CERTIFICATE OF ANALYSIS

SDG:	140702-94	**Location:**	Coed Darcy	**Order Number:**	CD0727
Job:	H_ATKINS_LDC-224	**Customer:**	Atkins Global Ltd	**Report Number:**	277967
Client Reference:	Site Wide Trial Pitting	**Attention:**	Jack Lowrie	**Superseded Report:**	

Results Legend

#	ISO17025 accredited.
M	*m*CERTS accredited.
aq	Aqueous / settled sample.
diss.filt	Dissolved / filtered sample.
tot.unfilt	Total / unfiltered sample.
*	Subcontracted test.
**	% recovery of the surrogate standard to check the efficiency of the method. The results of individual compounds within samples aren't corrected for the recovery
(F)	Trigger breach confirmed
1-5&+§@	Sample deviation (see appendix)

Component	LOD/Units	Method	Customer Sample R	IP149	IP149	IP149	IP149	IP149	IP167
			Depth (m)	0.50	1.50	2.50	3.50	4.50	0.50
			Sample Type	Soil/Solid	Soil/Solid	Soil/Solid	Soil/Solid	Soil/Solid	Soil/Solid
			Date Sampled	30/06/2014	30/06/2014	30/06/2014	30/06/2014	30/06/2014	30/06/2014
			Sample Time	.	.	.	.	.	.
			Date Received	02/07/2014	02/07/2014	02/07/2014	02/07/2014	02/07/2014	02/07/2014
			SDG Ref	140702-94	140702-94	140702-94	140702-94	140702-94	140702-94
			Lab Sample No.(s)	9545431	9545435	9545439	9545443	9545447	9545158
			AGS Reference						
Moisture Content Ratio	%	PM024		9	10	8.7	11	8.6	11
pH	1 pH Units	TM133		6.01 M	5.78 M	5.79 M	6.3 M	6.41 M	5.67 M
Arsenic	<0.6 mg/kg	TM181		3.6 M	8 M	10.9 M	11.5 M	8.95 M	1.14 M
Cadmium	<0.02 mg/kg	TM181		0.268 M	0.101 M	<0.02 M	0.0754 M	0.127 M	0.081 M
Chromium	<0.9 mg/kg	TM181		15 M	12.8 M	14.9 M	13.1 M	12.9 M	1.89 M
Copper	<1.4 mg/kg	TM181		27 M	30.2 M	29.9 M	31.5 M	29.4 M	2.46 M
Lead	<0.7 mg/kg	TM181		17.4 M	16.4 M	18.5 M	20.5 M	16.8 M	1.86 M
Mercury	<0.14 mg/kg	TM181		<0.14 M	<0.14 M	<0.14 M	<0.14 M	<0.14 M	<0.14 M
Nickel	<0.2 mg/kg	TM181		32.8 M	30.3 M	35.8 M	36.9 M	42.5 M	2.57 M
Selenium	<1 mg/kg	TM181		<1 #	<1 #	<1 #	<1 #	<1 #	<1 #
Vanadium	<0.2 mg/kg	TM181		16.4 #	14.3 #	16.7 #	16.7 #	14.6 #	2.21 #
Zinc	<1.9 mg/kg	TM181		87.2 M	90.9 M	90.2 M	88.9 M	85.1 M	14.7 M

CERTIFICATE OF ANALYSIS

SDG:	140702-94	**Location:**	Coed Darcy	**Order Number:**	CD0727
Job:	H_ATKINS_LDC-224	**Customer:**	Atkins Global Ltd	**Report Number:**	277967
Client Reference:	Site Wide Trial Pitting	**Attention:**	Jack Lowrie	**Superseded Report:**	

Results Legend

#	ISO17025 accredited.
M	*m*CERTS accredited.
aq	Aqueous / settled sample.
diss.filt	Dissolved / filtered sample.
tot.unfilt	Total / unfiltered sample.
*	Subcontracted test.
**	% recovery of the surrogate standard to check the efficiency of the method. The results of individual compounds within samples aren't corrected for the recovery
(F)	Trigger breach confirmed
1-5&+§@	Sample deviation (see appendix)

Component	LOD/Units	Method	Customer Sample R	IP167	IP168	IP168	IP168	IP168	IP168
			Depth (m)	1.60	0.50	1.50	2.50	3.50	4.50
			Sample Type	Soil/Solid	Soil/Solid	Soil/Solid	Soil/Solid	Soil/Solid	Soil/Solid
			Date Sampled	30/06/2014	30/06/2014	30/06/2014	30/06/2014	30/06/2014	30/06/2014
			Sample Time	.	.	.	.	.	.
			Date Received	02/07/2014	02/07/2014	02/07/2014	02/07/2014	02/07/2014	02/07/2014
			SDG Ref	140702-94	140702-94	140702-94	140702-94	140702-94	140702-94
			Lab Sample No.(s)	9545162	9545405	9545410	9545415	9545423	9545427
			AGS Reference						
Moisture Content Ratio	%	PM024		11	18	16	11	11	9
pH	1 pH Units	TM133		6.06 M	6.61 M	7.26 M	6.36 M	6.05 M	5.67 M
Arsenic	<0.6 mg/kg	TM181		14.7 M	17.1 M	8.82 M	8.59 M	8.86 M	11.9 M
Cadmium	<0.02 mg/kg	TM181		<0.02 M	0.263 M	0.036 M	0.123 M	<0.02 M	0.123 M
Chromium	<0.9 mg/kg	TM181		14.6 M	14.6 M	11.9 M	11.5 M	13.1 M	15.9 M
Copper	<1.4 mg/kg	TM181		16.3 M	26.3 M	21.6 M	18.8 M	13.4 M	35.7 M
Lead	<0.7 mg/kg	TM181		16.2 M	21.9 M	17 M	14.1 M	13.8 M	18.8 M
Mercury	<0.14 mg/kg	TM181		<0.14 M	<0.14 M	<0.14 M	<0.14 M	<0.14 M	<0.14 M
Nickel	<0.2 mg/kg	TM181		24.9 M	12.6 M	17.1 M	26.7 M	31.1 M	48.8 M
Selenium	<1 mg/kg	TM181		<1 #	1.66 #	<1 #	<1 #	<1 #	<1 #
Vanadium	<0.2 mg/kg	TM181		17 #	20.3 #	15.7 #	13 #	14.3 #	19.4 #
Zinc	<1.9 mg/kg	TM181		59.6 M	93.9 M	54.4 M	68.4 M	71.4 M	101 M

CERTIFICATE OF ANALYSIS

SDG:	140702-94	**Location:**	Coed Darcy	**Order Number:**	CD0727
Job:	H_ATKINS_LDC-224	**Customer:**	Atkins Global Ltd	**Report Number:**	277967
Client Reference:	Site Wide Trial Pitting	**Attention:**	Jack Lowrie	**Superseded Report:**	

Results Legend

#	ISO17025 accredited.
M	*m*CERTS accredited.
aq	Aqueous / settled sample.
diss.filt	Dissolved / filtered sample.
tot.unfilt	Total / unfiltered sample.
*	Subcontracted test.
**	% recovery of the surrogate standard to check the efficiency of the method. The results of individual compounds within samples aren't corrected for the recovery
(F)	Trigger breach confirmed
1-5&+§@	Sample deviation (see appendix)

Component	LOD/Units	Method	Customer Sample R	IP170	IP170	IP177	IP177	IP177	IP177
			Depth (m)	0.50	1.60	0.50	1.50	2.50	3.50
			Sample Type	Soil/Solid	Soil/Solid	Soil/Solid	Soil/Solid	Soil/Solid	Soil/Solid
			Date Sampled	30/06/2014	30/06/2014	30/06/2014	30/06/2014	30/06/2014	30/06/2014
			Sample Time	.	.	.	.	.	.
			Date Received	02/07/2014	02/07/2014	02/07/2014	02/07/2014	02/07/2014	02/07/2014
			SDG Ref	140702-94	140702-94	140702-94	140702-94	140702-94	140702-94
			Lab Sample No.(s)	9545102	9545106	9545080	9545084	9545088	9545092
			AGS Reference						
Moisture Content Ratio	%	PM024		11	7.2	11	13	5.8	5.7
pH	1 pH Units	TM133		5.59 M	6.84 M	5.34 M	5.28 M	6.04 M	5.01 M
Arsenic	<0.6 mg/kg	TM181		22.6 M	29.9 M	22.4 M	23.9 M	13.5 M	18 M
Cadmium	<0.02 mg/kg	TM181		0.325 M	0.0526 M	0.692 M	0.21 M	0.161 M	0.121 M
Chromium	<0.9 mg/kg	TM181		14.3 M	14.2 M	14.6 M	20.9 M	14 M	14.5 M
Copper	<1.4 mg/kg	TM181		37.7 M	34.9 M	68.4 M	68.3 M	31 M	32.5 M
Lead	<0.7 mg/kg	TM181		27.5 M	20.7 M	34.6 M	232 M	20 M	18.6 M
Mercury	<0.14 mg/kg	TM181		<0.14 M	<0.14 M	0.483 M	2.81 M	<0.14 M	<0.14 M
Nickel	<0.2 mg/kg	TM181		29.3 M	36.1 M	29.5 M	31.5 M	36 M	38.6 M
Selenium	<1 mg/kg	TM181		<1 #	<1 #	<1 #	<1 #	<1 #	<1 #
Vanadium	<0.2 mg/kg	TM181		16.9 #	16.5 #	21.2 #	24.2 #	15.8 #	15.6 #
Zinc	<1.9 mg/kg	TM181		102 M	105 M	147 M	187 M	94.4 M	99.4 M

CERTIFICATE OF ANALYSIS

SDG:	140702-94	**Location:**	Coed Darcy	**Order Number:**	CD0727
Job:	H_ATKINS_LDC-224	**Customer:**	Atkins Global Ltd	**Report Number:**	277967
Client Reference:	Site Wide Trial Pitting	**Attention:**	Jack Lowrie	**Superseded Report:**	

Results Legend

#	ISO17025 accredited.
M	*m*CERTS accredited.
aq	Aqueous / settled sample.
diss.filt	Dissolved / filtered sample.
tot.unfilt	Total / unfiltered sample.
*	Subcontracted test.
**	% recovery of the surrogate standard to check the efficiency of the method. The results of individual compounds within samples aren't corrected for the recovery
(F)	Trigger breach confirmed
1-5&+§@	Sample deviation (see appendix)

Component	LOD/Units	Method	Customer Sample R	IP177	IP178	IP178	IP178	IP178	IP181
			Depth (m)	4.50	0.50	1.60	2.70	3.80	0.50
			Sample Type	Soil/Solid	Soil/Solid	Soil/Solid	Soil/Solid	Soil/Solid	Soil/Solid
			Date Sampled	30/06/2014	30/06/2014	30/06/2014	30/06/2014	30/06/2014	30/06/2014
			Sample Time	.	.	.	.	.	.
			Date Received	02/07/2014	02/07/2014	02/07/2014	02/07/2014	02/07/2014	02/07/2014
			SDG Ref	140702-94	140702-94	140702-94	140702-94	140702-94	140702-94
			Lab Sample No.(s)	9545098	9545053	9545059	9545070	9545074	9545320
			AGS Reference						
Moisture Content Ratio	%	PM024		7.3	12	11	8.8	9.4	11
Soil Organic Matter (SOM)	<0.35 %	TM132				1.74 #			
pH	1 pH Units	TM133		6.32 M	5.27 M	6.79 M	5.62 M	5.75 M	5.57 M
Arsenic	<0.6 mg/kg	TM181		11 M	18.9 M	14 M	11.2 M	12.1 M	8.85 M
Cadmium	<0.02 mg/kg	TM181		0.182 M	0.506 M	3.43 M	0.145 M	0.132 M	0.174 M
Chromium	<0.9 mg/kg	TM181		16 M	15.3 M	21.5 M	16.5 M	17.4 M	9.44 M
Copper	<1.4 mg/kg	TM181		33.8 M	39.5 M	41.2 M	34.1 M	39.9 M	22.6 M
Lead	<0.7 mg/kg	TM181		22 M	24.7 M	330 M	29.1 M	32.8 M	14.2 M
Mercury	<0.14 mg/kg	TM181		<0.14 M	<0.14 M	1.88 M	<0.14 M	<0.14 M	<0.14 M
Nickel	<0.2 mg/kg	TM181		46.2 M	26.2 M	49.6 M	38.1 M	42.3 M	17.4 M
Selenium	<1 mg/kg	TM181		<1 #	1.31 #	<1 #	<1 #	<1 #	<1 #
Vanadium	<0.2 mg/kg	TM181		16.4 #	19.5 #	19.4 #	16.9 #	18.7 #	16.4 #
Zinc	<1.9 mg/kg	TM181		115 M	90.3 M	740 M	112 M	118 M	73.6 M

CERTIFICATE OF ANALYSIS

SDG:	140702-94	**Location:**	Coed Darcy	**Order Number:**	CD0727
Job:	H_ATKINS_LDC-224	**Customer:**	Atkins Global Ltd	**Report Number:**	277967
Client Reference:	Site Wide Trial Pitting	**Attention:**	Jack Lowrie	**Superseded Report:**	

Results Legend

#	ISO17025 accredited.
M	*m*CERTS accredited.
aq	Aqueous / settled sample.
diss.filt	Dissolved / filtered sample.
tot.unfilt	Total / unfiltered sample.
*	Subcontracted test.
**	% recovery of the surrogate standard to check the efficiency of the method. The results of individual compounds within samples aren't corrected for the recovery
(F)	Trigger breach confirmed
1-5&+§@	Sample deviation (see appendix)

Component	LOD/Units	Method	Customer Sample R	IP181	IP181	IP181	IP181	IP182	IP182
			Depth (m)	1.50	2.50	3.50	4.50	0.50	1.50
			Sample Type	Soil/Solid	Soil/Solid	Soil/Solid	Soil/Solid	Soil/Solid	Soil/Solid
			Date Sampled	30/06/2014	30/06/2014	30/06/2014	30/06/2014	30/06/2014	30/06/2014
			Sample Time	.	.	.	.	.	.
			Date Received	02/07/2014	02/07/2014	02/07/2014	02/07/2014	02/07/2014	02/07/2014
			SDG Ref	140702-94	140702-94	140702-94	140702-94	140702-94	140702-94
			Lab Sample No.(s)	9545325	9545329	9545333	9545337	9545342	9545348
			AGS Reference						
Moisture Content Ratio	%	PM024		19	12	12	12	9.4	9.5
pH	1 pH Units	TM133		6.57 M	6.63 M	6.34 M	6.4 M	6.55 M	6.71 M
Arsenic	<0.6 mg/kg	TM181		70.5 M	9.79 M	10.8 M	8.44 M	12.8 M	17 M
Cadmium	<0.02 mg/kg	TM181		2.82 M	<0.02 M	0.0893 M	0.169 M	0.0855 M	0.203 M
Chromium	<0.9 mg/kg	TM181		14.9 M	12.8 M	12.5 M	13.8 M	12.8 M	13.2 M
Copper	<1.4 mg/kg	TM181		196 M	18.9 M	21.8 M	19.9 M	19.2 M	30 M
Lead	<0.7 mg/kg	TM181		89.1 M	15.6 M	16.2 M	16.8 M	15.3 M	19.8 M
Mercury	<0.14 mg/kg	TM181		<0.14 M	<0.14 M	<0.14 M	<0.14 M	<0.14 M	<0.14 M
Nickel	<0.2 mg/kg	TM181		23.4 M	22.2 M	24.2 M	30.3 M	22.3 M	24.2 M
Selenium	<1 mg/kg	TM181		<1 #	<1 #	<1 #	<1 #	<1 #	<1 #
Vanadium	<0.2 mg/kg	TM181		21.1 #	14.6 #	14.4 #	16.7 #	17 #	16.7 #
Zinc	<1.9 mg/kg	TM181		186 M	57.8 M	67.2 M	74.1 M	78.9 M	89.8 M

CERTIFICATE OF ANALYSIS

SDG:	140702-94	**Location:**	Coed Darcy	**Order Number:**	CD0727
Job:	H_ATKINS_LDC-224	**Customer:**	Atkins Global Ltd	**Report Number:**	277967
Client Reference:	Site Wide Trial Pitting	**Attention:**	Jack Lowrie	**Superseded Report:**	

Results Legend

#	ISO17025 accredited.
M	*m*CERTS accredited.
aq	Aqueous / settled sample.
diss.filt	Dissolved / filtered sample.
tot.unfilt	Total / unfiltered sample.
*	Subcontracted test.
**	% recovery of the surrogate standard to check the efficiency of the method. The results of individual compounds within samples aren't corrected for the recovery
(F)	Trigger breach confirmed
1-5&+§@	Sample deviation (see appendix)

Component	LOD/Units	Method	Customer Sample R	IP182	IP182	IP182	IP182	IP183	IP183
			Depth (m)	1.70	2.50	3.50	4.50	0.50	1.50
			Sample Type	Soil/Solid	Soil/Solid	Soil/Solid	Soil/Solid	Soil/Solid	Soil/Solid
			Date Sampled	30/06/2014	30/06/2014	30/06/2014	30/06/2014	30/06/2014	30/06/2014
			Sample Time	.	.	.	.	.	.
			Date Received	02/07/2014	02/07/2014	02/07/2014	02/07/2014	02/07/2014	02/07/2014
			SDG Ref	140702-94	140702-94	140702-94	140702-94	140702-94	140702-94
			Lab Sample No.(s)	9545354	9545359	9545369	9545373	9545378	9545382
			AGS Reference						
Moisture Content Ratio	%	PM024		21	13	15	12	9.3	8
pH	1 pH Units	TM133		5.98 M	7.06 M	7.02 M	6.42 M	6.3 M	6.34 M
Arsenic	<0.6 mg/kg	TM181		111 M	9.62 M	9.02 M	8.65 M	16.9 M	12.1 M
Cadmium	<0.02 mg/kg	TM181		2.09 M	<0.02 M	<0.02 M	0.0604 M	0.482 M	0.137 M
Chromium	<0.9 mg/kg	TM181		15.5 M	10.2 M	13.9 M	12.1 M	14 M	13.3 M
Copper	<1.4 mg/kg	TM181		182 M	15.5 M	22.6 M	17 M	34.5 M	22.7 M
Lead	<0.7 mg/kg	TM181		76.1 M	11.8 M	16.6 M	14.6 M	21.4 M	15.1 M
Mercury	<0.14 mg/kg	TM181		<0.14 M	<0.14 M	<0.14 M	<0.14 M	<0.14 M	<0.14 M
Nickel	<0.2 mg/kg	TM181		22.1 M	13.6 M	16.5 M	32.8 M	23.2 M	22.7 M
Selenium	<1 mg/kg	TM181		<1 #	<1 #	<1 #	<1 #	<1 #	<1 #
Vanadium	<0.2 mg/kg	TM181		21.2 #	13.9 #	21.9 #	14.7 #	17 #	15.4 #
Zinc	<1.9 mg/kg	TM181		241 M	40.8 M	58.8 M	69.8 M	119 M	83.6 M

CERTIFICATE OF ANALYSIS

SDG:	140702-94	**Location:**	Coed Darcy	**Order Number:**	CD0727
Job:	H_ATKINS_LDC-224	**Customer:**	Atkins Global Ltd	**Report Number:**	277967
Client Reference:	Site Wide Trial Pitting	**Attention:**	Jack Lowrie	**Superseded Report:**	

Results Legend

#	ISO17025 accredited.
M	*m*CERTS accredited.
aq	Aqueous / settled sample.
diss.filt	Dissolved / filtered sample.
tot.unfilt	Total / unfiltered sample.
*	Subcontracted test.
**	% recovery of the surrogate standard to check the efficiency of the method. The results of individual compounds within samples aren't corrected for the recovery
(F)	Trigger breach confirmed
1-5&+§@	Sample deviation (see appendix)

Component	LOD/Units	Method	Customer Sample R	IP183	IP183	IP183	IP192	IP192	IP192
			Depth (m)	2.50	3.50	4.00	0.50	1.50	2.60
			Sample Type	Soil/Solid	Soil/Solid	Soil/Solid	Soil/Solid	Soil/Solid	Soil/Solid
			Date Sampled	30/06/2014	30/06/2014	30/06/2014	30/06/2014	30/06/2014	30/06/2014
			Sample Time	.	.	.	.	.	.
			Date Received	02/07/2014	02/07/2014	02/07/2014	02/07/2014	02/07/2014	02/07/2014
			SDG Ref	140702-94	140702-94	140702-94	140702-94	140702-94	140702-94
			Lab Sample No.(s)	9545392	9545397	9545401	9545037	9545042	9545047
			AGS Reference						
Moisture Content Ratio	%	PM024		12	8.7	11	9	17	11
pH	1 pH Units	TM133		6.74 M	6.75 M	6.87 M	6.83 M	5.76 M	6.42 M
Arsenic	<0.6 mg/kg	TM181		13.9 M	11.1 M	11.9 M	17.3 M	27.2 M	14.1 M
Cadmium	<0.02 mg/kg	TM181		0.167 M	0.203 M	<0.02 M	0.39 M	3.17 M	0.501 M
Chromium	<0.9 mg/kg	TM181		14.1 M	12.5 M	13.5 M	17.8 M	16.1 M	13.2 M
Copper	<1.4 mg/kg	TM181		25.3 M	22.8 M	19.4 M	76.3 M	101 M	28.2 M
Lead	<0.7 mg/kg	TM181		18.4 M	16 M	16.6 M	85.4 M	80.2 M	25.7 M
Mercury	<0.14 mg/kg	TM181		<0.14 M	<0.14 M	<0.14 M	2.29 M	<0.14 M	<0.14 M
Nickel	<0.2 mg/kg	TM181		23.6 M	26.6 M	28.3 M	30.8 M	17.5 M	24.5 M
Selenium	<1 mg/kg	TM181		<1 #	<1 #	<1 #	<1 #	3 #	<1 #
Vanadium	<0.2 mg/kg	TM181		17.3 #	14 #	16 #	26.3 #	23.6 #	17.3 #
Zinc	<1.9 mg/kg	TM181		78.3 M	78.9 M	70.6 M	156 M	157 M	93.4 M

CERTIFICATE OF ANALYSIS

SDG:	140702-94	**Location:**	Coed Darcy	**Order Number:**	CD0727
Job:	H_ATKINS_LDC-224	**Customer:**	Atkins Global Ltd	**Report Number:**	277967
Client Reference:	Site Wide Trial Pitting	**Attention:**	Jack Lowrie	**Superseded Report:**	

Results Legend

#	ISO17025 accredited.
M	*m*CERTS accredited.
aq	Aqueous / settled sample.
diss.filt	Dissolved / filtered sample.
tot.unfilt	Total / unfiltered sample.
*	Subcontracted test.
**	% recovery of the surrogate standard to check the efficiency of the method. The results of individual compounds within samples aren't corrected for the recovery
(F)	Trigger breach confirmed
1-5&+§@	Sample deviation (see appendix)

Component	LOD/Units	Method	Customer Sample R	IP193	IP193	IP193	IP200	IP200	IP200
			Depth (m)	0.50	1.50	2.30	0.50	1.50	2.50
			Sample Type	Soil/Solid	Soil/Solid	Soil/Solid	Soil/Solid	Soil/Solid	Soil/Solid
			Date Sampled	30/06/2014	30/06/2014	30/06/2014	30/06/2014	30/06/2014	30/06/2014
			Sample Time	.	.	.	.	.	.
			Date Received	02/07/2014	02/07/2014	02/07/2014	02/07/2014	02/07/2014	02/07/2014
			SDG Ref	140702-94	140702-94	140702-94	140702-94	140702-94	140702-94
			Lab Sample No.(s)	9545172	9545177	9545182	9545202	9545206	9545210
			AGS Reference						
Moisture Content Ratio	%	PM024		12	18	13	10	15	11
pH	1 pH Units	TM133		5.31 M	5.03 M	5.6 M	5.49 M	5.93 M	5.94 M
Arsenic	<0.6 mg/kg	TM181		18.3 M	24.2 M	13 M	68.6 M	14.9 M	9.31 M
Cadmium	<0.02 mg/kg	TM181		<0.02 M	0.211 M	<0.02 M	0.389 M	<0.02 M	0.123 M
Chromium	<0.9 mg/kg	TM181		17.6 M	18 M	13.2 M	15.5 M	18.5 M	12.4 M
Copper	<1.4 mg/kg	TM181		30.4 M	55.4 M	20.9 M	46.3 M	14.2 M	26.6 M
Lead	<0.7 mg/kg	TM181		28.7 M	27.8 M	15.8 M	36.4 M	15.6 M	17.1 M
Mercury	<0.14 mg/kg	TM181		<0.14 M	<0.14 M	<0.14 M	<0.14 M	<0.14 M	<0.14 M
Nickel	<0.2 mg/kg	TM181		54.9 M	19.8 M	23.3 M	42.6 M	36.9 M	24.5 M
Selenium	<1 mg/kg	TM181		<1 #	2.76 #	<1 #	<1 #	1.16 #	<1 #
Vanadium	<0.2 mg/kg	TM181		18 #	26.8 #	15.5 #	18.1 #	21.2 #	14.5 #
Zinc	<1.9 mg/kg	TM181		130 M	85.4 M	69.3 M	121 M	154 M	78.8 M

CERTIFICATE OF ANALYSIS

SDG:	140702-94	**Location:**	Coed Darcy	**Order Number:**	CD0727
Job:	H_ATKINS_LDC-224	**Customer:**	Atkins Global Ltd	**Report Number:**	277967
Client Reference:	Site Wide Trial Pitting	**Attention:**	Jack Lowrie	**Superseded Report:**	

Results Legend

#	ISO17025 accredited.
M	*m*CERTS accredited.
aq	Aqueous / settled sample.
diss.filt	Dissolved / filtered sample.
tot.unfilt	Total / unfiltered sample.
*	Subcontracted test.
**	% recovery of the surrogate standard to check the efficiency of the method. The results of individual compounds within samples aren't corrected for the recovery
(F)	Trigger breach confirmed
1-5&+§@	Sample deviation (see appendix)

Component	LOD/Units	Method	Customer Sample R	IP200	IP201	IP201	IP201	IP201	IP215
			Depth (m)	3.00	0.50	1.60	2.50	3.50	0.50
			Sample Type	Soil/Solid	Soil/Solid	Soil/Solid	Soil/Solid	Soil/Solid	Soil/Solid
			Date Sampled	30/06/2014	30/06/2014	30/06/2014	30/06/2014	30/06/2014	30/06/2014
			Sample Time	.	.	.	.	.	.
			Date Received	02/07/2014	02/07/2014	02/07/2014	02/07/2014	02/07/2014	02/07/2014
			SDG Ref	140702-94	140702-94	140702-94	140702-94	140702-94	140702-94
			Lab Sample No.(s)	9545219	9545186	9545190	9545194	9545198	9544960
			AGS Reference						
Moisture Content Ratio	%	PM024		13	10	13	17	8.5	9
pH	1 pH Units	TM133		6.18 M	5.38 M	5.28 M	5.45 M	5.78 M	5.83 M
Arsenic	<0.6 mg/kg	TM181		8.29 M	16.3 M	19.1 M	15.7 M	11.2 M	8.49 M
Cadmium	<0.02 mg/kg	TM181		0.329 M	0.323 M	0.115 M	0.312 M	0.135 M	0.147 M
Chromium	<0.9 mg/kg	TM181		13.1 M	13.2 M	14.8 M	13.9 M	14.1 M	11.4 M
Copper	<1.4 mg/kg	TM181		39.6 M	34.8 M	43.6 M	24.1 M	30.6 M	13.5 M
Lead	<0.7 mg/kg	TM181		22.2 M	20.2 M	24 M	17.4 M	17.9 M	15.3 M
Mercury	<0.14 mg/kg	TM181		<0.14 M	<0.14 M	<0.14 M	<0.14 M	<0.14 M	<0.14 M
Nickel	<0.2 mg/kg	TM181		19.1 M	22.4 M	29 M	14 M	28.2 M	23.8 M
Selenium	<1 mg/kg	TM181		<1 #	<1 #	<1 #	1.53 #	<1 #	<1 #
Vanadium	<0.2 mg/kg	TM181		17.9 #	18.2 #	18.1 #	22.6 #	17.2 #	12.5 #
Zinc	<1.9 mg/kg	TM181		57.8 M	114 M	54.3 M	135 M	90.9 M	68.5 M

CERTIFICATE OF ANALYSIS

SDG:	140702-94	**Location:**	Coed Darcy	**Order Number:**	CD0727
Job:	H_ATKINS_LDC-224	**Customer:**	Atkins Global Ltd	**Report Number:**	277967
Client Reference:	Site Wide Trial Pitting	**Attention:**	Jack Lowrie	**Superseded Report:**	

Results Legend	
#	ISO17025 accredited.
M	*m*CERTS accredited.
aq	Aqueous / settled sample.
diss.filt	Dissolved / filtered sample.
tot.unfilt	Total / unfiltered sample.
*	Subcontracted test.
**	% recovery of the surrogate standard to check the efficiency of the method. The results of individual compounds within samples aren't corrected for the recovery
(F)	Trigger breach confirmed
1-5&+§@	Sample deviation (see appendix)

Component	LOD/Units	Method	Customer Sample R	IP216	IP217	IP218	IP219	IP221	IP222
			Depth (m)	0.50	0.50	0.50	0.50	0.50	0.50
			Sample Type	Soil/Solid	Soil/Solid	Soil/Solid	Soil/Solid	Soil/Solid	Soil/Solid
			Date Sampled	30/06/2014	30/06/2014	30/06/2014	30/06/2014	30/06/2014	30/06/2014
			Sample Time	.	.	.	.	.	.
			Date Received	02/07/2014	02/07/2014	02/07/2014	02/07/2014	02/07/2014	02/07/2014
			SDG Ref	140702-94	140702-94	140702-94	140702-94	140702-94	140702-94
			Lab Sample No.(s)	9544970	9544966	9544956	9544951	9545021	9544974
			AGS Reference						
Moisture Content Ratio	%	PM024		14	5.7	8.6	6.2	4.3	16
Soil Organic Matter (SOM)	<0.35 %	TM132					2.65 #		
pH	1 pH Units	TM133		6.39 M	5.62 M	6.46 M	6.72 M	6.62 M	6.42 M
Arsenic	<0.6 mg/kg	TM181		23.2 M	51.8 M	11.5 M	9.49 M	12 M	9.64 M
Cadmium	<0.02 mg/kg	TM181		0.582 M	1.12 M	0.304 M	<0.02 M	0.151 M	0.266 M
Chromium	<0.9 mg/kg	TM181		14.9 M	15 M	13.5 M	13.4 M	15.3 M	15.1 M
Copper	<1.4 mg/kg	TM181		37.2 M	486 M	14.4 M	8.32 M	18.2 M	13.1 M
Lead	<0.7 mg/kg	TM181		20.6 M	515 M	16.2 M	12.9 M	14.9 M	15 M
Mercury	<0.14 mg/kg	TM181		<0.14 M	<0.14 M	<0.14 M	<0.14 M	<0.14 M	<0.14 M
Nickel	<0.2 mg/kg	TM181		15.5 M	49.6 M	26.5 M	27.2 M	25.2 M	14.5 M
Selenium	<1 mg/kg	TM181		1.42 #	<10 #	<10 #	<1 #	1.34 #	1.35 #
Vanadium	<0.2 mg/kg	TM181		22.6 #	29.9 #	13 #	15.8 #	17.6 #	22.7 #
Zinc	<1.9 mg/kg	TM181		109 M	367 M	69 M	135 M	79.4 M	57.2 M

CERTIFICATE OF ANALYSIS

SDG:	140702-94	**Location:**	Coed Darcy	**Order Number:**	CD0727
Job:	H_ATKINS_LDC-224	**Customer:**	Atkins Global Ltd	**Report Number:**	277967
Client Reference:	Site Wide Trial Pitting	**Attention:**	Jack Lowrie	**Superseded Report:**	

Results Legend

#	ISO17025 accredited.
M	*m*CERTS accredited.
aq	Aqueous / settled sample.
diss.filt	Dissolved / filtered sample.
tot.unfilt	Total / unfiltered sample.
*	Subcontracted test.
**	% recovery of the surrogate standard to check the efficiency of the method. The results of individual compounds within samples aren't corrected for the recovery
(F)	Trigger breach confirmed
1-5&+§@	Sample deviation (see appendix)

Component	LOD/Units	Method	Customer Sample R	IP223	IP224	IP225	IP226	IP232	IP233
			Depth (m)	0.50	0.50	0.50	0.50	0.50	0.50
			Sample Type	Soil/Solid	Soil/Solid	Soil/Solid	Soil/Solid	Soil/Solid	Soil/Solid
			Date Sampled	30/06/2014	30/06/2014	30/06/2014	30/06/2014	30/06/2014	30/06/2014
			Sample Time	.	.	.	.	.	.
			Date Received	02/07/2014	02/07/2014	02/07/2014	02/07/2014	02/07/2014	02/07/2014
			SDG Ref	140702-94	140702-94	140702-94	140702-94	140702-94	140702-94
			Lab Sample No.(s)	9544979	9545017	9545009	9545013	9545005	9544983
			AGS Reference						
Moisture Content Ratio	%	PM024		13	8.1	9.1	3.3	14	10
pH	1 pH Units	TM133		6.14 M	6.28 M	6.41 M	6.46 M	6.88 M	6.51 M
Arsenic	<0.6 mg/kg	TM181		18.4 M	17 M	11.6 M	17.6 M	21 M	31.2 M
Cadmium	<0.02 mg/kg	TM181		0.42 M	0.413 M	2.19 M	0.78 M	<0.02 M	1.65 M
Chromium	<0.9 mg/kg	TM181		14.7 M	14.6 M	14.3 M	15.9 M	12.3 M	8.95 M
Copper	<1.4 mg/kg	TM181		29.3 M	26.4 M	35.9 M	20.2 M	24.1 M	107 M
Lead	<0.7 mg/kg	TM181		20 M	17.5 M	20.4 M	19.1 M	19.3 M	52.8 M
Mercury	<0.14 mg/kg	TM181		<0.14 M	<0.14 M	<0.14 M	<0.14 M	<0.14 M	<0.14 M
Nickel	<0.2 mg/kg	TM181		24.9 M	26.1 M	22.8 M	25.6 M	10.9 M	22.1 M
Selenium	<1 mg/kg	TM181		1.73 #	1.09 #	<10 #	<10 #	<1 #	1.21 #
Vanadium	<0.2 mg/kg	TM181		20 #	18.2 #	17.9 #	21.7 #	21.4 #	16.6 #
Zinc	<1.9 mg/kg	TM181		126 M	101 M	157 M	93.9 M	77.2 M	155 M

CERTIFICATE OF ANALYSIS

SDG:	140702-94	**Location:**	Coed Darcy	**Order Number:**	CD0727
Job:	H_ATKINS_LDC-224	**Customer:**	Atkins Global Ltd	**Report Number:**	277967
Client Reference:	Site Wide Trial Pitting	**Attention:**	Jack Lowrie	**Superseded Report:**	

Results Legend

#	ISO17025 accredited.
M	*m*CERTS accredited.
aq	Aqueous / settled sample.
diss.filt	Dissolved / filtered sample.
tot.unfilt	Total / unfiltered sample.
*	Subcontracted test.
**	% recovery of the surrogate standard to check the efficiency of the method. The results of individual compounds within samples aren't corrected for the recovery
(F)	Trigger breach confirmed
1-5&+§@	Sample deviation (see appendix)

Component	LOD/Units	Method	Customer Sample R	IP239	IP240	IP240	IP365	IP365	IP365
			Depth (m)	0.50	0.20	0.50	0.50	1.50	2.50
			Sample Type	Soil/Solid	Soil/Solid	Soil/Solid	Soil/Solid	Soil/Solid	Soil/Solid
			Date Sampled	30/06/2014	30/06/2014	30/06/2014	30/06/2014	30/06/2014	30/06/2014
			Sample Time	.	.	.	.	.	.
			Date Received	02/07/2014	02/07/2014	02/07/2014	02/07/2014	02/07/2014	02/07/2014
			SDG Ref	140702-94	140702-94	140702-94	140702-94	140702-94	140702-94
			Lab Sample No.(s)	9544992	9544996	9545000	9544850	9544855	9544860
			AGS Reference						
Moisture Content Ratio	%	PM024		8.8	6.1	12	4.3	6	8
pH	1 pH Units	TM133		6.5 M	6.62 M	6.39 M	7.29 M	6.68 M	6.83 M
Arsenic	<0.6 mg/kg	TM181		17.4 M	32.3 M	21.5 M	8.26 M	10.5 M	13.3 M
Cadmium	<0.02 mg/kg	TM181		0.373 M	0.867 M	0.128 M	<0.02 M	0.266 M	0.352 M
Chromium	<0.9 mg/kg	TM181		12.2 M	13.6 M	14.6 M	11.6 M	12.8 M	13 M
Copper	<1.4 mg/kg	TM181		31.9 M	149 M	33.3 M	12.1 M	16.2 M	14.8 M
Lead	<0.7 mg/kg	TM181		24.1 M	30.2 M	21.8 M	12.4 M	16.8 M	58.1 M
Mercury	<0.14 mg/kg	TM181		<0.14 M	<0.14 M	<0.14 M	<0.14 M	<0.14 M	<0.14 M
Nickel	<0.2 mg/kg	TM181		12.3 M	16.1 M	20.5 M	22.6 M	24.4 M	25.4 M
Selenium	<1 mg/kg	TM181		1.32 #	1.27 #	1.71 #	<1 #	1.44 #	<1 #
Vanadium	<0.2 mg/kg	TM181		17 #	27.1 #	22.3 #	14.4 #	15.6 #	16.2 #
Zinc	<1.9 mg/kg	TM181		83.2 M	173 M	83.2 M	54.6 M	67.3 M	75.3 M

CERTIFICATE OF ANALYSIS

SDG:	140702-94	**Location:**	Coed Darcy	**Order Number:**	CD0727
Job:	H_ATKINS_LDC-224	**Customer:**	Atkins Global Ltd	**Report Number:**	277967
Client Reference:	Site Wide Trial Pitting	**Attention:**	Jack Lowrie	**Superseded Report:**	

Results Legend	
#	ISO17025 accredited.
M	*m*CERTS accredited.
aq	Aqueous / settled sample.
diss.filt	Dissolved / filtered sample.
tot.unfilt	Total / unfiltered sample.
*	Subcontracted test.
**	% recovery of the surrogate standard to check the efficiency of the method. The results of individual compounds within samples aren't corrected for the recovery
(F)	Trigger breach confirmed
1-5&+§@	Sample deviation (see appendix)

Component	LOD/Units	Method	Customer Sample R	IP365	IP366	IP366	IP366	IP366	IP371
			Depth (m)	3.50	0.50	1.50	2.50	3.50	0.50
			Sample Type	Soil/Solid	Soil/Solid	Soil/Solid	Soil/Solid	Soil/Solid	Soil/Solid
			Date Sampled	30/06/2014	30/06/2014	30/06/2014	30/06/2014	30/06/2014	30/06/2014
			Sample Time	.	.	.	.	.	.
			Date Received	02/07/2014	02/07/2014	02/07/2014	02/07/2014	02/07/2014	02/07/2014
			SDG Ref	140702-94	140702-94	140702-94	140702-94	140702-94	140702-94
			Lab Sample No.(s)	9544864	9544911	9544915	9544919	9544924	9545419
			AGS Reference						
Moisture Content Ratio	%	PM024		10	6.3	9.2	7	11	8.1
pH	1 pH Units	TM133		6.47 M	7.06 M	7.37 M	7.19 M	7.13 M	7.1 M
Arsenic	<0.6 mg/kg	TM181		6.87 M	10.3 M	9.46 M	10.8 M	6.32 M	9.79 M
Cadmium	<0.02 mg/kg	TM181		0.127 M	0.0392 M	0.375 M	<0.02 M	0.121 M	0.123 M
Chromium	<0.9 mg/kg	TM181		12.2 M	12.3 M	15.4 M	12.8 M	12.6 M	13.4 M
Copper	<1.4 mg/kg	TM181		11.3 M	17.1 M	18.3 M	12.5 M	11.9 M	17.3 M
Lead	<0.7 mg/kg	TM181		11.7 M	13.4 M	18.2 M	14 M	12.1 M	63.2 M
Mercury	<0.14 mg/kg	TM181		<0.14 M	<0.14 M	<0.14 M	<0.14 M	<0.14 M	<0.14 M
Nickel	<0.2 mg/kg	TM181		25.5 M	23.5 M	32 M	25 M	26.9 M	24.1 M
Selenium	<1 mg/kg	TM181		<1 #	<1 #	<10 #	<1 #	<1 #	<1 #
Vanadium	<0.2 mg/kg	TM181		14.6 #	14.8 #	18.8 #	13.3 #	15 #	13.5 #
Zinc	<1.9 mg/kg	TM181		70.8 M	62.4 M	71.9 M	70.5 M	75.6 M	75.5 M

CERTIFICATE OF ANALYSIS

SDG:	140702-94	**Location:**	Coed Darcy	**Order Number:**	CD0727
Job:	H_ATKINS_LDC-224	**Customer:**	Atkins Global Ltd	**Report Number:**	277967
Client Reference:	Site Wide Trial Pitting	**Attention:**	Jack Lowrie	**Superseded Report:**	

Results Legend

#	ISO17025 accredited.
M	*m*CERTS accredited.
aq	Aqueous / settled sample.
diss.filt	Dissolved / filtered sample.
tot.unfilt	Total / unfiltered sample.
*	Subcontracted test.
**	% recovery of the surrogate standard to check the efficiency of the method. The results of individual compounds within samples aren't corrected for the recovery
(F)	Trigger breach confirmed
1-5&+§@	Sample deviation (see appendix)

Component	LOD/Units	Method	Customer Sample R	IP372	IP372	IP372	IP372	IP376	IP376
			Depth (m)	0.50	1.50	2.50	3.30	0.50	1.50
			Sample Type	Soil/Solid	Soil/Solid	Soil/Solid	Soil/Solid	Soil/Solid	Soil/Solid
			Date Sampled	30/06/2014	30/06/2014	30/06/2014	30/06/2014	30/06/2014	30/06/2014
			Sample Time	.	.	.	.	.	.
			Date Received	02/07/2014	02/07/2014	02/07/2014	02/07/2014	02/07/2014	02/07/2014
			SDG Ref	140702-94	140702-94	140702-94	140702-94	140702-94	140702-94
			Lab Sample No.(s)	9544868	9544872	9544876	9544880	9545065	9545114
			AGS Reference						
Moisture Content Ratio	%	PM024		7.7	8.1	12	13	9.2	11
pH	1 pH Units	TM133		6.76 M	6.88 M	7.08 M	5.59 M	6.96 M	7.24 M
Arsenic	<0.6 mg/kg	TM181		12.7 M	13.9 M	7.53 M	8.22 M	9.68 M	18.2 M
Cadmium	<0.02 mg/kg	TM181		<0.02 M	0.704 M	0.249 M	0.0693 M	<0.02 M	0.0628 M
Chromium	<0.9 mg/kg	TM181		13.2 M	20.6 M	11.1 M	13.4 M	11.3 M	14.1 M
Copper	<1.4 mg/kg	TM181		18.2 M	27.6 M	9.97 M	12.1 M	13.5 M	28.4 M
Lead	<0.7 mg/kg	TM181		61.9 M	298 M	11.9 M	12.4 M	13.3 M	21.3 M
Mercury	<0.14 mg/kg	TM181		<0.14 M	0.2 M	<0.14 M	<0.14 M	<0.14 M	<0.14 M
Nickel	<0.2 mg/kg	TM181		24.9 M	27.4 M	29.1 M	28.2 M	22.8 M	25 M
Selenium	<1 mg/kg	TM181		<1 #	1.29	1.75 #	<1 #	<1 #	<1 #
Vanadium	<0.2 mg/kg	TM181		17.3 #	19.3	13.3 #	15 #	13 #	16.6 #
Zinc	<1.9 mg/kg	TM181		88.3 M	134 M	70.9 M	72.2 M	63.1 M	87 M

CERTIFICATE OF ANALYSIS

SDG:	140702-94	**Location:**	Coed Darcy	**Order Number:**	CD0727
Job:	H_ATKINS_LDC-224	**Customer:**	Atkins Global Ltd	**Report Number:**	277967
Client Reference:	Site Wide Trial Pitting	**Attention:**	Jack Lowrie	**Superseded Report:**	

Results Legend

#	ISO17025 accredited.
M	*m*CERTS accredited.
aq	Aqueous / settled sample.
diss.filt	Dissolved / filtered sample.
tot.unfilt	Total / unfiltered sample.
*	Subcontracted test.
**	% recovery of the surrogate standard to check the efficiency of the method. The results of individual compounds within samples aren't corrected for the recovery
(F)	Trigger breach confirmed
1-5&+§@	Sample deviation (see appendix)

Component	LOD/Units	Method	Customer Sample R	IP376	IP376	IP376	IP377	IP377	IP377
			Depth (m)	2.50	3.50	4.50	0.50	0.70	1.50
			Sample Type	Soil/Solid	Soil/Solid	Soil/Solid	Soil/Solid	Soil/Solid	Soil/Solid
			Date Sampled	30/06/2014	30/06/2014	30/06/2014	30/06/2014	30/06/2014	30/06/2014
			Sample Time	.	.	.	.	.	.
			Date Received	02/07/2014	02/07/2014	02/07/2014	02/07/2014	02/07/2014	02/07/2014
			SDG Ref	140702-94	140702-94	140702-94	140702-94	140702-94	140702-94
			Lab Sample No.(s)	9545166	9545214	9545263	9544885	9544893	9544898
			AGS Reference						
Moisture Content Ratio	%	PM024		10	8.4	8	11	16	5.6
pH	1 pH Units	TM133		7.21 M	7.13 M	7.14 M	6.92 M	6.88 M	7.81 M
Arsenic	<0.6 mg/kg	TM181		14.6 M	15 M	17.1 M	31.7 M	29.8 M	13.3 M
Cadmium	<0.02 mg/kg	TM181		<0.02 M	0.248 M	0.397 M	1.01 M	1.69 M	0.166 M
Chromium	<0.9 mg/kg	TM181		15.1 M	15.1 M	14.3 M	19.6 M	19.9 M	14.4 M
Copper	<1.4 mg/kg	TM181		22.8 M	25 M	21.2 M	72.5 M	46.8 M	16.5 M
Lead	<0.7 mg/kg	TM181		17.7 M	18.5 M	19.2 M	248 M	97.6 M	21 M
Mercury	<0.14 mg/kg	TM181		<0.14 M	<0.14 M	<0.14 M	0.759 M	0.246 M	<0.14 M
Nickel	<0.2 mg/kg	TM181		26 M	27.8 M	27.2 M	26.5 M	33.1 M	25.4 M
Selenium	<1 mg/kg	TM181		<1 #	1.17 #	<10 #	1.21 #	1.07 #	1.01 #
Vanadium	<0.2 mg/kg	TM181		20.5 #	18.1 #	18.4 #	23 #	53.1 #	18 #
Zinc	<1.9 mg/kg	TM181		84.3 M	89.3 M	92.4 M	189 M	135 M	76.1 M

CERTIFICATE OF ANALYSIS

SDG:	140702-94	**Location:**	Coed Darcy	**Order Number:**	CD0727
Job:	H_ATKINS_LDC-224	**Customer:**	Atkins Global Ltd	**Report Number:**	277967
Client Reference:	Site Wide Trial Pitting	**Attention:**	Jack Lowrie	**Superseded Report:**	

Results Legend

#	ISO17025 accredited.
M	*m*CERTS accredited.
aq	Aqueous / settled sample.
diss.filt	Dissolved / filtered sample.
tot.unfilt	Total / unfiltered sample.
*	Subcontracted test.
**	% recovery of the surrogate standard to check the efficiency of the method. The results of individual compounds within samples aren't corrected for the recovery
(F)	Trigger breach confirmed
1-5&+§@	Sample deviation (see appendix)

Component	LOD/Units	Method	Customer Sample R	IP377	IP377	IP378	IP378	IP378	IP378
			Depth (m)	2.50	3.50	0.50	1.50	2.50	3.50
			Sample Type	Soil/Solid	Soil/Solid	Soil/Solid	Soil/Solid	Soil/Solid	Soil/Solid
			Date Sampled	30/06/2014	30/06/2014	30/06/2014	30/06/2014	30/06/2014	30/06/2014
			Sample Time	.	.	.	.	.	.
			Date Received	02/07/2014	02/07/2014	02/07/2014	02/07/2014	02/07/2014	02/07/2014
			SDG Ref	140702-94	140702-94	140702-94	140702-94	140702-94	140702-94
			Lab Sample No.(s)	9544902	9544907	9544928	9544933	9544943	9544947
			AGS Reference						
Moisture Content Ratio	%	PM024		7	7.9	9.2	8	14	14
pH	1 pH Units	TM133		7.75 M	7.24 M	6.87 M	7.11 M	5.69 M	6.09 M
Arsenic	<0.6 mg/kg	TM181		12.9 M	11 M	57.5 M	14.3 M	13.2 M	8.95 M
Cadmium	<0.02 mg/kg	TM181		0.188 M	0.234 M	0.346 M	<0.02 M	0.0353 M	0.104 M
Chromium	<0.9 mg/kg	TM181		13.4 M	13.8 M	14.5 M	14 M	14.2 M	12 M
Copper	<1.4 mg/kg	TM181		14.5 M	15 M	33 M	22.4 M	19.8 M	17.6 M
Lead	<0.7 mg/kg	TM181		18.2 M	20.9 M	88.1 M	39.1 M	50.6 M	19.3 M
Mercury	<0.14 mg/kg	TM181		<0.14 M	<0.14 M	0.418 M	<0.14 M	<0.14 M	<0.14 M
Nickel	<0.2 mg/kg	TM181		24.3 M	26.8 M	25.9 M	25.7 M	28.5 M	23 M
Selenium	<1 mg/kg	TM181		1.39 #	<1 #	<1 #	<1 #	<1 #	<1 #
Vanadium	<0.2 mg/kg	TM181		17 #	18.1 #	17.1 #	15 #	16.1 #	16 #
Zinc	<1.9 mg/kg	TM181		74.5 M	79.1 M	101 M	83.3 M	82.4 M	68 M

CERTIFICATE OF ANALYSIS

SDG:	140702-94	**Location:**	Coed Darcy	**Order Number:**	CD0727
Job:	H_ATKINS_LDC-224	**Customer:**	Atkins Global Ltd	**Report Number:**	277967
Client Reference:	Site Wide Trial Pitting	**Attention:**	Jack Lowrie	**Superseded Report:**	

Results Legend

#	ISO17025 accredited.
M	*m*CERTS accredited.
aq	Aqueous / settled sample.
diss.filt	Dissolved / filtered sample.
tot.unfilt	Total / unfiltered sample.
*	Subcontracted test.
**	% recovery of the surrogate standard to check the efficiency of the method. The results of individual compounds within samples aren't corrected for the recovery
(F)	Trigger breach confirmed
1-5&+§@	Sample deviation (see appendix)

Component	LOD/Units	Method	Customer Sample R	IP379	IP380	IP382	IP383	IP391	IP391
			Depth (m)	0.50	0.50	0.50	0.50	0.50	1.50
			Sample Type	Soil/Solid	Soil/Solid	Soil/Solid	Soil/Solid	Soil/Solid	Soil/Solid
			Date Sampled	30/06/2014	30/06/2014	30/06/2014	30/06/2014	30/06/2014	30/06/2014
			Sample Time	.	.	.	.	.	.
			Date Received	02/07/2014	02/07/2014	02/07/2014	02/07/2014	02/07/2014	02/07/2014
			SDG Ref	140702-94	140702-94	140702-94	140702-94	140702-94	140702-94
			Lab Sample No.(s)	9544837	9544841	9544889	9544938	9545312	9545364
			AGS Reference						
Moisture Content Ratio	%	PM024		7.3	6.4	7.3	6.7	8.6	7.9
Soil Organic Matter (SOM)	<0.35 %	TM132		1.63 #	3.97 #				
pH	1 pH Units	TM133		6.89 M	6.41 #	6.56 M	6.51 M	6.69 M	7.09 M
Arsenic	<0.6 mg/kg	TM181		9.15 M	31.7 #	25.5 M	16.9 M	15.5 M	13.8 M
Cadmium	<0.02 mg/kg	TM181		<0.02 M	0.892 #	1.13 M	0.347 M	0.399 M	<0.02 M
Chromium	<0.9 mg/kg	TM181		13 M	14 #	15.2 M	14.2 M	13.6 M	12.9 M
Copper	<1.4 mg/kg	TM181		14.8 M	64 #	57.9 M	25.3 M	27 M	21 M
Lead	<0.7 mg/kg	TM181		24 M	45.4 #	57.7 M	84.6 M	35.2 M	18.9 M
Mercury	<0.14 mg/kg	TM181		<0.14 M	<0.14 #	<0.14 M	1.11 M	<0.14 M	<0.14 M
Nickel	<0.2 mg/kg	TM181		23.5 M	24.6 #	22.3 M	26 M	25.8 M	23.5 M
Selenium	<1 mg/kg	TM181		<1 #	1.2 #	<1 #	1.05 #	<1 #	<1 #
Vanadium	<0.2 mg/kg	TM181		15.9 #	20.3 #	16.6 #	14 #	15.5 #	14.9 #
Zinc	<1.9 mg/kg	TM181		72.2 M	133 #	136 M	89.6 M	90 M	77.5 M

CERTIFICATE OF ANALYSIS

SDG:	140702-94	**Location:**	Coed Darcy	**Order Number:**	CD0727
Job:	H_ATKINS_LDC-224	**Customer:**	Atkins Global Ltd	**Report Number:**	277967
Client Reference:	Site Wide Trial Pitting	**Attention:**	Jack Lowrie	**Superseded Report:**	

Results Legend

#	ISO17025 accredited.
M	*m*CERTS accredited.
aq	Aqueous / settled sample.
diss.filt	Dissolved / filtered sample.
tot.unfilt	Total / unfiltered sample.
*	Subcontracted test.
**	% recovery of the surrogate standard to check the efficiency of the method. The results of individual compounds within samples aren't corrected for the recovery
(F)	Trigger breach confirmed
1-5&+§@	Sample deviation (see appendix)

Component	LOD/Units	Method	Customer Sample R	IP392	IP397	IPXXX	IPXXX	IPXXX	IPXXX
			Depth (m)	0.50	0.50	0.50	1.50	2.50	3.50
			Sample Type	Soil/Solid	Soil/Solid	Soil/Solid	Soil/Solid	Soil/Solid	Soil/Solid
			Date Sampled	30/06/2014	30/06/2014	30/06/2014	30/06/2014	30/06/2014	30/06/2014
			Sample Time	.	.	.	.	.	.
			Date Received	02/07/2014	02/07/2014	02/07/2014	02/07/2014	02/07/2014	02/07/2014
			SDG Ref	140702-94	140702-94	140702-94	140702-94	140702-94	140702-94
			Lab Sample No.(s)	9544988	9545030	9545452	9545457	9545461	9544846
			AGS Reference						
Moisture Content Ratio	%	PM024		8.2	6.3	6.3	6.6	7.9	7.6
Soil Organic Matter (SOM)	<0.35 %	TM132				1.32 #			
pH	1 pH Units	TM133		7.1 M	6.83 M	7.02 M	7.12 M	7.01 M	7.15 M
Arsenic	<0.6 mg/kg	TM181		17.1 M	4.28 M	9.26 M	8.29 M	8.47 M	7.59 M
Cadmium	<0.02 mg/kg	TM181		0.291 M	<0.02 M	<0.02 M	0.173 M	0.243 M	0.311 M
Chromium	<0.9 mg/kg	TM181		13.6 M	13.4 M	11.9 M	13.3 M	10.3 M	11.7 M
Copper	<1.4 mg/kg	TM181		24.2 M	5.8 M	17.7 M	13 M	12.8 M	11.6 M
Lead	<0.7 mg/kg	TM181		132 M	15.2 M	15.4 M	12.6 M	11.4 M	13.6 M
Mercury	<0.14 mg/kg	TM181		0.225 M	<0.14 M	<0.14 M	<0.14 M	<0.14 M	<0.14 M
Nickel	<0.2 mg/kg	TM181		24.5 M	25.9 M	22.1 M	27.1 M	22.7 M	25.5 M
Selenium	<1 mg/kg	TM181		<1 #	<1 #	<1 #	1.08 #	1.24 #	1.14 #
Vanadium	<0.2 mg/kg	TM181		14.2 #	12.4 #	14.5 #	19.4 #	12.4 #	15.6 #
Zinc	<1.9 mg/kg	TM181		90 M	43.9 M	61.4 M	68 M	64.7 M	63.8 M

CERTIFICATE OF ANALYSIS

SDG:	140702-94	**Location:**	Coed Darcy	**Order Number:**	CD0727
Job:	H_ATKINS_LDC-224	**Customer:**	Atkins Global Ltd	**Report Number:**	277967
Client Reference:	Site Wide Trial Pitting	**Attention:**	Jack Lowrie	**Superseded Report:**	

PAH by GCMS

Results Legend	
#	ISO17025 accredited.
M	*m*CERTS accredited.
aq	Aqueous / settled sample.
diss.filt	Dissolved / filtered sample.
tot.unfilt	Total / unfiltered sample.
*	Subcontracted test.
**	% recovery of the surrogate standard to check the efficiency of the method. The results of individual compounds within samples aren't corrected for the recovery
(F)	Trigger breach confirmed
1-5&+§@	Sample deviation (see appendix)

Component	LOD/Units	Method	Customer Sample R	IP021	IP021	IP021	IP021	IP021	IP022
			Depth (m)	0.50	1.50	2.50	4.00	4.75	0.50
			Sample Type	Soil/Solid	Soil/Solid	Soil/Solid	Soil/Solid	Soil/Solid	Soil/Solid
			Date Sampled	30/06/2014	30/06/2014	30/06/2014	30/06/2014	30/06/2014	30/06/2014
			Sample Time	.	.	.	.	.	.
			Date Received	02/07/2014	02/07/2014	02/07/2014	02/07/2014	02/07/2014	02/07/2014
			SDG Ref	140702-94	140702-94	140702-94	140702-94	140702-94	140702-94
			Lab Sample No.(s)	9545225	9545229	9545233	9545237	9545241	9545245
			AGS Reference						
Naphthalene-d8 % recovery**	%	TM218		99	83.9	106	85	101	97.6
Acenaphthene-d10 % recovery**	%	TM218		97.6	79.9	102	82.3	97.6	97.2
Phenanthrene-d10 % recovery**	%	TM218		96.3	76.7	99.8	78.8	95.3	94.5
Chrysene-d12 % recovery**	%	TM218		87.1	83.3	99	82.8	89.6	96.2
Perylene-d12 % recovery**	%	TM218		91.3	81.1	95.3	79.9	83.3	104
Naphthalene	<9 µg/kg	TM218		<9 M	15.8 M	16.6 M	609 M	33.9 M	78.3 M
Acenaphthylene	<12 µg/kg	TM218		<12 M	<12 M	<12 M	<12 M	<12 M	29.2 M
Acenaphthene	<8 µg/kg	TM218		<8 M	<8 M	<8 M	9.06 M	<8 M	17.2 M
Fluorene	<10 µg/kg	TM218		<10 M	<10 M	<10 M	20.4 M	<10 M	22.9 M
Phenanthrene	<15 µg/kg	TM218		56.4 M	56.2 M	67.5 M	98.4 M	61 M	219 M
Anthracene	<16 µg/kg	TM218		<16 M	<16 M	<16 M	<16 M	<16 M	51.3 M
Fluoranthene	<17 µg/kg	TM218		<17 M	24.2 M	<17 M	<17 M	<17 M	576 M
Pyrene	<15 µg/kg	TM218		<15 M	20 M	<15 M	<15 M	<15 M	478 M
Benz(a)anthracene	<14 µg/kg	TM218		<14 M	26.3 M	<14 M	23.8 M	22.6 M	506 M
Chrysene	<10 µg/kg	TM218		<10 M	33.4 M	<10 M	35 M	23.9 M	524 M
Benzo(b)fluoranthene	<15 µg/kg	TM218		<15 M	40.9 M	<15 M	29.5 M	<15 M	1030 M
Benzo(k)fluoranthene	<14 µg/kg	TM218		<14 M	<14 M	<14 M	<14 M	<14 M	289 M
Benzo(a)pyrene	<15 µg/kg	TM218		<15 M	<15 M	<15 M	<15 M	<15 M	627 M
Indeno(1,2,3-cd)pyrene	<18 µg/kg	TM218		<18 M	<18 M	<18 M	<18 M	<18 M	487 M
Dibenzo(a,h)anthracene	<23 µg/kg	TM218		<23 M	<23 M	<23 M	<23 M	<23 M	175 M
Benzo(g,h,i)perylene	<24 µg/kg	TM218		<24 M	<24 M	<24 M	<24 M	<24 M	591 M
PAH, Total Detected USEPA 16	<118 µg/kg	TM218		<118	217	<118	825	141	5710

CERTIFICATE OF ANALYSIS

SDG:	140702-94	**Location:**	Coed Darcy	**Order Number:**	CD0727
Job:	H_ATKINS_LDC-224	**Customer:**	Atkins Global Ltd	**Report Number:**	277967
Client Reference:	Site Wide Trial Pitting	**Attention:**	Jack Lowrie	**Superseded Report:**	

PAH by GCMS

Results Legend	
#	ISO17025 accredited.
M	*m*CERTS accredited.
aq	Aqueous / settled sample.
diss.filt	Dissolved / filtered sample.
tot.unfilt	Total / unfiltered sample.
*	Subcontracted test.
**	% recovery of the surrogate standard to check the efficiency of the method. The results of individual compounds within samples aren't corrected for the recovery
(F)	Trigger breach confirmed
1-5&+§@	Sample deviation (see appendix)

Component	LOD/Units	Method	Customer Sample R	IP022	IP022	IP022	IP050	IP050	IP050
			Depth (m)	1.50	2.50	3.50	0.50	1.20	2.50
			Sample Type	Soil/Solid	Soil/Solid	Soil/Solid	Soil/Solid	Soil/Solid	Soil/Solid
			Date Sampled	30/06/2014	30/06/2014	30/06/2014	30/06/2014	30/06/2014	30/06/2014
			Sample Time	.	.	.	.	.	.
			Date Received	02/07/2014	02/07/2014	02/07/2014	02/07/2014	02/07/2014	02/07/2014
			SDG Ref	140702-94	140702-94	140702-94	140702-94	140702-94	140702-94
			Lab Sample No.(s)	9545250	9545254	9545259	9545268	9545272	9545277
			AGS Reference						
Naphthalene-d8 % recovery**	%	TM218		82.7	104	83.1	98.2	118	102
Acenaphthene-d10 % recovery**	%	TM218		79	101	79.5	97.6	114	99.4
Phenanthrene-d10 % recovery**	%	TM218		75.2	97.4	77.1	94.2	111	98.1
Chrysene-d12 % recovery**	%	TM218		79.8	91.7	81.3	96.9	109	95.5
Perylene-d12 % recovery**	%	TM218		76.7	84.5	77.8	105	104	98.4
Naphthalene	<9 µg/kg	TM218		<9 M	11.4 M	26 M	29.9 M	<9 M	<9 M
Acenaphthylene	<12 µg/kg	TM218		<12 M	<12 M	<12 M	23 M	<12 M	<12 M
Acenaphthene	<8 µg/kg	TM218		<8 M	<8 M	<8 M	22.6 M	<8 M	<8 M
Fluorene	<10 µg/kg	TM218		<10 M	<10 M	<10 M	25.1 M	<10 M	<10 M
Phenanthrene	<15 µg/kg	TM218		27.4 M	72.8 M	64.2 M	267 M	41.5 M	105 M
Anthracene	<16 µg/kg	TM218		<16 M	<16 M	<16 M	83.7 M	<16 M	<16 M
Fluoranthene	<17 µg/kg	TM218		<17 M	<17 M	<17 M	598 M	<17 M	<17 M
Pyrene	<15 µg/kg	TM218		<15 M	<15 M	<15 M	471 M	<15 M	<15 M
Benz(a)anthracene	<14 µg/kg	TM218		<14 M	23 M	21 M	439 M	<14 M	28.9 M
Chrysene	<10 µg/kg	TM218		14.6 M	39.5 M	19.1 M	383 M	<10 M	61.2 M
Benzo(b)fluoranthene	<15 µg/kg	TM218		<15 M	32.5 M	34.6 M	692 M	<15 M	46.2 M
Benzo(k)fluoranthene	<14 µg/kg	TM218		<14 M	<14 M	<14 M	204 M	<14 M	<14 M
Benzo(a)pyrene	<15 µg/kg	TM218		<15 M	<15 M	<15 M	461 M	<15 M	<15 M
Indeno(1,2,3-cd)pyrene	<18 µg/kg	TM218		<18 M	<18 M	<18 M	315 M	<18 M	<18 M
Dibenzo(a,h)anthracene	<23 µg/kg	TM218		<23 M	<23 M	<23 M	114 M	<23 M	<23 M
Benzo(g,h,i)perylene	<24 µg/kg	TM218		<24 M	<24 M	<24 M	382 M	<24 M	<24 M
PAH, Total Detected USEPA 16	<118 µg/kg	TM218		<118	179	165	4510	<118	242

CERTIFICATE OF ANALYSIS

SDG:	140702-94	**Location:**	Coed Darcy	**Order Number:**	CD0727
Job:	H_ATKINS_LDC-224	**Customer:**	Atkins Global Ltd	**Report Number:**	277967
Client Reference:	Site Wide Trial Pitting	**Attention:**	Jack Lowrie	**Superseded Report:**	

PAH by GCMS

Results Legend	
#	ISO17025 accredited.
M	*m*CERTS accredited.
aq	Aqueous / settled sample.
diss.filt	Dissolved / filtered sample.
tot.unfilt	Total / unfiltered sample.
*	Subcontracted test.
**	% recovery of the surrogate standard to check the efficiency of the method. The results of individual compounds within samples aren't corrected for the recovery
(F)	Trigger breach confirmed
1-5&+§@	Sample deviation (see appendix)

Component	LOD/Units	Method	Customer Sample R	IP052	IP052	IP052	IP088	IP088	IP088
			Depth (m)	0.50	1.00	2.00	0.20	0.50	1.50
			Sample Type	Soil/Solid	Soil/Solid	Soil/Solid	Soil/Solid	Soil/Solid	Soil/Solid
			Date Sampled	30/06/2014	30/06/2014	30/06/2014	30/06/2014	30/06/2014	30/06/2014
			Sample Time	.	.	.	.	.	.
			Date Received	02/07/2014	02/07/2014	02/07/2014	02/07/2014	02/07/2014	02/07/2014
			SDG Ref	140702-94	140702-94	140702-94	140702-94	140702-94	140702-94
			Lab Sample No.(s)	9545281	9545286	9545291	9545296	9545300	9545304
			AGS Reference						
Naphthalene-d8 % recovery**	%	TM218		98.7	86.2	84	109	108	92.1
Acenaphthene-d10 % recovery**	%	TM218		97	84.3	83.8	109	105	87
Phenanthrene-d10 % recovery**	%	TM218		95.4	82.3	82.5	109	104	84.8
Chrysene-d12 % recovery**	%	TM218		94	79	81.9	115	103	88.7
Perylene-d12 % recovery**	%	TM218		99.1	85.8	89	119	98.8	85.1
Naphthalene	<9 µg/kg	TM218		9.76 M	<9 M	<9 M	94.5 M	<9 M	<9 M
Acenaphthylene	<12 µg/kg	TM218		<12 M	<12 M	<12 M	182 M	<12 M	<12 M
Acenaphthene	<8 µg/kg	TM218		<8 M	<8 M	<8 M	252 M	<8 M	<8 M
Fluorene	<10 µg/kg	TM218		<10 M	<10 M	<10 M	440 M	<10 M	<10 M
Phenanthrene	<15 µg/kg	TM218		104 M	29.3 M	16.4 M	1250 M	29.1 M	36.2 M
Anthracene	<16 µg/kg	TM218		20.4 M	<16 M	<16 M	1010 M	<16 M	<16 M
Fluoranthene	<17 µg/kg	TM218		183 M	20.5 M	<17 M	1230 M	<17 M	<17 M
Pyrene	<15 µg/kg	TM218		144 M	<15 M	29 M	1640 M	<15 M	<15 M
Benz(a)anthracene	<14 µg/kg	TM218		117 M	23.8 M	<14 M	690 M	21.9 M	<14 M
Chrysene	<10 µg/kg	TM218		130 M	12.2 M	<10 M	1170 M	22 M	<10 M
Benzo(b)fluoranthene	<15 µg/kg	TM218		222 M	<15 M	<15 M	1010 M	<15 M	<15 M
Benzo(k)fluoranthene	<14 µg/kg	TM218		79.7 M	<14 M	<14 M	440 M	<14 M	<14 M
Benzo(a)pyrene	<15 µg/kg	TM218		119 M	<15 M	<15 M	840 M	<15 M	<15 M
Indeno(1,2,3-cd)pyrene	<18 µg/kg	TM218		86.5 M	<18 M	<18 M	660 M	<18 M	<18 M
Dibenzo(a,h)anthracene	<23 µg/kg	TM218		30.3 M	<23 M	<23 M	213 M	<23 M	<23 M
Benzo(g,h,i)perylene	<24 µg/kg	TM218		109 M	<24 M	<24 M	901 M	<24 M	<24 M
PAH, Total Detected USEPA 16	<118 µg/kg	TM218		1350	<118	<118	12000	<118	<118

CERTIFICATE OF ANALYSIS

SDG:	140702-94	**Location:**	Coed Darcy	**Order Number:**	CD0727
Job:	H_ATKINS_LDC-224	**Customer:**	Atkins Global Ltd	**Report Number:**	277967
Client Reference:	Site Wide Trial Pitting	**Attention:**	Jack Lowrie	**Superseded Report:**	

PAH by GCMS

Results Legend	
#	ISO17025 accredited.
M	*m*CERTS accredited.
aq	Aqueous / settled sample.
diss.filt	Dissolved / filtered sample.
tot.unfilt	Total / unfiltered sample.
*	Subcontracted test.
**	% recovery of the surrogate standard to check the efficiency of the method. The results of individual compounds within samples aren't corrected for the recovery
(F)	Trigger breach confirmed
1-5&+§@	Sample deviation (see appendix)

Component	LOD/Units	Method	Customer Sample R	IP088	IP088	IP101	IP139	IP139	IP144
			Depth (m)	2.50	3.50	0.50	0.50	1.50	0.50
			Sample Type	Soil/Solid	Soil/Solid	Soil/Solid	Soil/Solid	Soil/Solid	Soil/Solid
			Date Sampled	30/06/2014	30/06/2014	30/06/2014	30/06/2014	30/06/2014	30/06/2014
			Sample Time	.	.	.	.	.	.
			Date Received	02/07/2014	02/07/2014	02/07/2014	02/07/2014	02/07/2014	02/07/2014
			SDG Ref	140702-94	140702-94	140702-94	140702-94	140702-94	140702-94
			Lab Sample No.(s)	9545308	9545316	9545026	9545135	9545140	9545145
			AGS Reference						
Naphthalene-d8 % recovery**	%	TM218		82.1	90.9	93	94.9	89.3	101
Acenaphthene-d10 % recovery**	%	TM218		78.2	90	93.3	93	88	101
Phenanthrene-d10 % recovery**	%	TM218		75.1	88.8	94.2	91	86.4	98.8
Chrysene-d12 % recovery**	%	TM218		80.6	88.5	91.4	93.1	89.6	91.7
Perylene-d12 % recovery**	%	TM218		78.6	96.6	93.5	103	90.4	99.8
Naphthalene	<9 µg/kg	TM218		<9 M	<9 M	<9 M	25.3 M	<9 #	<9 M
Acenaphthylene	<12 µg/kg	TM218		<12 M	<12 M	<12 M	<12 M	<12 #	<12 M
Acenaphthene	<8 µg/kg	TM218		<8 M	<8 M	<8 M	<8 M	<8 #	<8 M
Fluorene	<10 µg/kg	TM218		<10 M	<10 M	<10 M	<10 M	<10 #	<10 M
Phenanthrene	<15 µg/kg	TM218		43.9 M	51.5 M	17.5 M	178 M	984 #	98.2 M
Anthracene	<16 µg/kg	TM218		<16 M	<16 M	<16 M	18.8 M	1000 #	<16 M
Fluoranthene	<17 µg/kg	TM218		<17 M	<17 M	<17 M	244 M	2550 #	105 M
Pyrene	<15 µg/kg	TM218		<15 M	<15 M	<15 M	199 M	2160 #	77.9 M
Benz(a)anthracene	<14 µg/kg	TM218		19.3 M	<14 M	23.3 M	95.4 M	1120 #	51.5 M
Chrysene	<10 µg/kg	TM218		21.2 M	19.2 M	11.6 M	187 M	1410 #	58.9 M
Benzo(b)fluoranthene	<15 µg/kg	TM218		24.2 M	24.8 M	19.3 M	236 M	2710 #	70.4 M
Benzo(k)fluoranthene	<14 µg/kg	TM218		<14 M	<14 M	<14 M	83.8 M	2520 #	24 M
Benzo(a)pyrene	<15 µg/kg	TM218		<15 M	<15 M	<15 M	138 M	1380 #	32.9 M
Indeno(1,2,3-cd)pyrene	<18 µg/kg	TM218		<18 M	<18 M	<18 M	108 M	866 #	<18 M
Dibenzo(a,h)anthracene	<23 µg/kg	TM218		<23 M	<23 M	<23 M	31.6 M	<23 #	<23 M
Benzo(g,h,i)perylene	<24 µg/kg	TM218		<24 M	<24 M	<24 M	136 M	1080 #	<24 M
PAH, Total Detected USEPA 16	<118 µg/kg	TM218		<118	<118	<118	1680	17800	519

CERTIFICATE OF ANALYSIS

SDG:	140702-94	**Location:**	Coed Darcy	**Order Number:**	CD0727
Job:	H_ATKINS_LDC-224	**Customer:**	Atkins Global Ltd	**Report Number:**	277967
Client Reference:	Site Wide Trial Pitting	**Attention:**	Jack Lowrie	**Superseded Report:**	

PAH by GCMS

Results Legend	
#	ISO17025 accredited.
M	*m*CERTS accredited.
aq	Aqueous / settled sample.
diss.filt	Dissolved / filtered sample.
tot.unfilt	Total / unfiltered sample.
*	Subcontracted test.
**	% recovery of the surrogate standard to check the efficiency of the method. The results of individual compounds within samples aren't corrected for the recovery
(F)	Trigger breach confirmed
1-5&+§@	Sample deviation (see appendix)

Component	LOD/Units	Method	Customer Sample R	IP144	IP144	IP145	IP145	IP146	IP146
			Depth (m)	0.80	1.50	0.50	1.50	0.50	1.50
			Sample Type	Soil/Solid	Soil/Solid	Soil/Solid	Soil/Solid	Soil/Solid	Soil/Solid
			Date Sampled	30/06/2014	30/06/2014	30/06/2014	30/06/2014	30/06/2014	30/06/2014
			Sample Time	.	.	.	.	.	.
			Date Received	02/07/2014	02/07/2014	02/07/2014	02/07/2014	02/07/2014	02/07/2014
			SDG Ref	140702-94	140702-94	140702-94	140702-94	140702-94	140702-94
			Lab Sample No.(s)	9545150	9545154	9545124	9545131	9545110	9545119
			AGS Reference						
Naphthalene-d8 % recovery**	%	TM218		85.4	88.3	91.1	107	99	90.7
Acenaphthene-d10 % recovery**	%	TM218		86	88.5	91.5	104	99.5	93.2
Phenanthrene-d10 % recovery**	%	TM218		82.2	87	92.5	101	98.7	94.7
Chrysene-d12 % recovery**	%	TM218		80.4	86.6	99.1	96.7	95.7	102
Perylene-d12 % recovery**	%	TM218		85.3	94.5	112	90.7	104	117
Naphthalene	<9 µg/kg	TM218		83.1 M	<9 M	34.9 M	<9 M	32.9 M	19.9 M
Acenaphthylene	<12 µg/kg	TM218		35.5 M	<12 M	<12 M	<12 M	<12 M	26.2 M
Acenaphthene	<8 µg/kg	TM218		46.2 M	<8 M	106 M	<8 M	25.8 M	87.3 M
Fluorene	<10 µg/kg	TM218		61.3 M	<10 M	331 M	<10 M	29.5 M	130 M
Phenanthrene	<15 µg/kg	TM218		627 M	19 M	667 M	40.6 M	180 M	389 M
Anthracene	<16 µg/kg	TM218		83 M	<16 M	473 M	<16 M	39.8 M	687 M
Fluoranthene	<17 µg/kg	TM218		1430 M	<17 M	166 M	<17 M	58.3 M	165 M
Pyrene	<15 µg/kg	TM218		1080 M	<15 M	410 M	<15 M	58.6 M	644 M
Benz(a)anthracene	<14 µg/kg	TM218		767 M	<14 M	62.5 M	<14 M	34.7 M	101 M
Chrysene	<10 µg/kg	TM218		898 M	<10 M	188 M	<10 M	54.2 M	237 M
Benzo(b)fluoranthene	<15 µg/kg	TM218		1010 M	<15 M	89.7 M	20.6 M	74.2 M	92.9 M
Benzo(k)fluoranthene	<14 µg/kg	TM218		498 M	<14 M	<14 M	<14 M	18.4 M	<14 M
Benzo(a)pyrene	<15 µg/kg	TM218		838 M	<15 M	29.4 M	<15 M	20.9 M	34 M
Indeno(1,2,3-cd)pyrene	<18 µg/kg	TM218		535 M	<18 M	<18 M	<18 M	<18 M	<18 M
Dibenzo(a,h)anthracene	<23 µg/kg	TM218		179 M	<23 M	<23 M	<23 M	<23 M	<23 M
Benzo(g,h,i)perylene	<24 µg/kg	TM218		687 M	<24 M	<24 M	<24 M	<24 M	27.3 M
PAH, Total Detected USEPA 16	<118 µg/kg	TM218		8860	<118	2560	<118	628	2640

CERTIFICATE OF ANALYSIS

SDG:	140702-94	**Location:**	Coed Darcy	**Order Number:**	CD0727
Job:	H_ATKINS_LDC-224	**Customer:**	Atkins Global Ltd	**Report Number:**	277967
Client Reference:	Site Wide Trial Pitting	**Attention:**	Jack Lowrie	**Superseded Report:**	

PAH by GCMS

Results Legend	
#	ISO17025 accredited.
M	*m*CERTS accredited.
aq	Aqueous / settled sample.
diss.filt	Dissolved / filtered sample.
tot.unfilt	Total / unfiltered sample.
*	Subcontracted test.
**	% recovery of the surrogate standard to check the efficiency of the method. The results of individual compounds within samples aren't corrected for the recovery
(F)	Trigger breach confirmed
1-5&+§@	Sample deviation (see appendix)

Component	LOD/Units	Method	Customer Sample R	IP149	IP149	IP149	IP149	IP149	IP167
			Depth (m)	0.50	1.50	2.50	3.50	4.50	0.50
			Sample Type	Soil/Solid	Soil/Solid	Soil/Solid	Soil/Solid	Soil/Solid	Soil/Solid
			Date Sampled	30/06/2014	30/06/2014	30/06/2014	30/06/2014	30/06/2014	30/06/2014
			Sample Time	.	.	.	.	.	.
			Date Received	02/07/2014	02/07/2014	02/07/2014	02/07/2014	02/07/2014	02/07/2014
			SDG Ref	140702-94	140702-94	140702-94	140702-94	140702-94	140702-94
			Lab Sample No.(s)	9545431	9545435	9545439	9545443	9545447	9545158
			AGS Reference						
Naphthalene-d8 % recovery**	%	TM218		92.9	91.3	93.2	103	91.5	91.7
Acenaphthene-d10 % recovery**	%	TM218		92.3	87.1	93.3	103	91.2	89.8
Phenanthrene-d10 % recovery**	%	TM218		89.3	88.1	92.9	101	90.7	87.5
Chrysene-d12 % recovery**	%	TM218		90	96.7	97.3	98.4	89.2	87.1
Perylene-d12 % recovery**	%	TM218		100	93.9	106	92	88.9	95.8
Naphthalene	<9 µg/kg	TM218		67.1 M	247 M	373 M	799 M	119 M	<9 M
Acenaphthylene	<12 µg/kg	TM218		<12 M	32.6 M	<12 M	<12 M	<12 M	<12 M
Acenaphthene	<8 µg/kg	TM218		11.9 M	<8 M	90.3 M	<8 M	<8 M	<8 M
Fluorene	<10 µg/kg	TM218		48.5 M	132 M	191 M	106 M	73 M	<10 M
Phenanthrene	<15 µg/kg	TM218		61.2 M	205 M	294 M	469 M	162 M	48.8 M
Anthracene	<16 µg/kg	TM218		<16 M	44.6 M	93.5 M	42.7 M	<16 M	<16 M
Fluoranthene	<17 µg/kg	TM218		<17 M	<17 M	<17 M	32.5 M	<17 M	<17 M
Pyrene	<15 µg/kg	TM218		<15 M	<15 M	48.3 M	<15 M	17.3 M	<15 M
Benz(a)anthracene	<14 µg/kg	TM218		<14 M	<14 M	<14 M	<14 M	<14 M	<14 M
Chrysene	<10 µg/kg	TM218		<10 M	<10 M	38.8 M	125 M	43.6 M	<10 M
Benzo(b)fluoranthene	<15 µg/kg	TM218		<15 M	<15 M	34.4 M	110 M	25.5 M	<15 M
Benzo(k)fluoranthene	<14 µg/kg	TM218		<14 M	<14 M	<14 M	<14 M	<14 M	<14 M
Benzo(a)pyrene	<15 µg/kg	TM218		<15 M	<15 M	<15 M	<15 M	<15 M	<15 M
Indeno(1,2,3-cd)pyrene	<18 µg/kg	TM218		<18 M	<18 M	<18 M	<18 M	<18 M	<18 M
Dibenzo(a,h)anthracene	<23 µg/kg	TM218		<23 M	<23 M	<23 M	<23 M	<23 M	<23 M
Benzo(g,h,i)perylene	<24 µg/kg	TM218		<24 M	<24 M	<24 M	<24 M	<24 M	<24 M
PAH, Total Detected USEPA 16	<118 µg/kg	TM218		189	662	1160	1680	440	<118

CERTIFICATE OF ANALYSIS

SDG:	140702-94	**Location:**	Coed Darcy	**Order Number:**	CD0727
Job:	H_ATKINS_LDC-224	**Customer:**	Atkins Global Ltd	**Report Number:**	277967
Client Reference:	Site Wide Trial Pitting	**Attention:**	Jack Lowrie	**Superseded Report:**	

PAH by GCMS

Results Legend	
#	ISO17025 accredited.
M	*m*CERTS accredited.
aq	Aqueous / settled sample.
diss.filt	Dissolved / filtered sample.
tot.unfilt	Total / unfiltered sample.
*	Subcontracted test.
**	% recovery of the surrogate standard to check the efficiency of the method. The results of individual compounds within samples aren't corrected for the recovery
(F)	Trigger breach confirmed
1-5&+§@	Sample deviation (see appendix)

Component	LOD/Units	Method	Customer Sample R	IP167	IP168	IP168	IP168	IP168	IP168
			Depth (m)	1.60	0.50	1.50	2.50	3.50	4.50
			Sample Type	Soil/Solid	Soil/Solid	Soil/Solid	Soil/Solid	Soil/Solid	Soil/Solid
			Date Sampled	30/06/2014	30/06/2014	30/06/2014	30/06/2014	30/06/2014	30/06/2014
			Sample Time	.	.	.	.	.	.
			Date Received	02/07/2014	02/07/2014	02/07/2014	02/07/2014	02/07/2014	02/07/2014
			SDG Ref	140702-94	140702-94	140702-94	140702-94	140702-94	140702-94
			Lab Sample No.(s)	9545162	9545405	9545410	9545415	9545423	9545427
			AGS Reference						
Naphthalene-d8 % recovery**	%	TM218		103	96.1	92.6	92.6	91.6	89.5
Acenaphthene-d10 % recovery**	%	TM218		100	96.5	93.1	92.4	91.9	88.1
Phenanthrene-d10 % recovery**	%	TM218		98.5	97.6	92.9	91.9	90.9	86.2
Chrysene-d12 % recovery**	%	TM218		94.6	107	99.6	94.3	91.8	84.8
Perylene-d12 % recovery**	%	TM218		93.5	117	111	103	97.2	84.9
Naphthalene	<9 µg/kg	TM218		<9 M	26.6 M	375 M	4040 M	1540 M	617 M
Acenaphthylene	<12 µg/kg	TM218		<12 M	<12 M	<12 M	<12 M	<12 M	<12 M
Acenaphthene	<8 µg/kg	TM218		<8 M	60.4 M	95.8 M	81.3 M	41.9 M	<8 M
Fluorene	<10 µg/kg	TM218		<10 M	114 M	220 M	183 M	118 M	63 M
Phenanthrene	<15 µg/kg	TM218		49.3 M	357 M	773 M	274 M	184 M	142 M
Anthracene	<16 µg/kg	TM218		<16 M	229 M	344 M	51.7 M	31.4 M	<16 M
Fluoranthene	<17 µg/kg	TM218		<17 M	68.5 M	94.9 M	<17 M	<17 M	<17 M
Pyrene	<15 µg/kg	TM218		<15 M	194 M	247 M	26.2 M	<15 M	16.8 M
Benz(a)anthracene	<14 µg/kg	TM218		25.2 M	<14 M	<14 M	<14 M	<14 M	19.6 M
Chrysene	<10 µg/kg	TM218		27.4 M	78.4 M	98 M	47.1 M	26.2 M	33.6 M
Benzo(b)fluoranthene	<15 µg/kg	TM218		28 M	26.9 M	47.8 M	26.2 M	26.7 M	23.3 M
Benzo(k)fluoranthene	<14 µg/kg	TM218		<14 M	<14 M	<14 M	<14 M	<14 M	<14 M
Benzo(a)pyrene	<15 µg/kg	TM218		<15 M	<15 M	<15 M	<15 M	<15 M	<15 M
Indeno(1,2,3-cd)pyrene	<18 µg/kg	TM218		<18 M	<18 M	<18 M	<18 M	<18 M	<18 M
Dibenzo(a,h)anthracene	<23 µg/kg	TM218		<23 M	<23 M	<23 M	<23 M	<23 M	<23 M
Benzo(g,h,i)perylene	<24 µg/kg	TM218		<24 M	<24 M	<24 M	<24 M	<24 M	<24 M
PAH, Total Detected USEPA 16	<118 µg/kg	TM218		130	1160	2300	4730	1970	915

CERTIFICATE OF ANALYSIS

SDG:	140702-94	**Location:**	Coed Darcy	**Order Number:**	CD0727
Job:	H_ATKINS_LDC-224	**Customer:**	Atkins Global Ltd	**Report Number:**	277967
Client Reference:	Site Wide Trial Pitting	**Attention:**	Jack Lowrie	**Superseded Report:**	

PAH by GCMS

Results Legend	
#	ISO17025 accredited.
M	*m*CERTS accredited.
aq	Aqueous / settled sample.
diss.filt	Dissolved / filtered sample.
tot.unfilt	Total / unfiltered sample.
*	Subcontracted test.
**	% recovery of the surrogate standard to check the efficiency of the method. The results of individual compounds within samples aren't corrected for the recovery
(F)	Trigger breach confirmed
1-5&+§@	Sample deviation (see appendix)

Component	LOD/Units	Method	Customer Sample R	IP170	IP170	IP177	IP177	IP177	IP177
			Depth (m)	0.50	1.60	0.50	1.50	2.50	3.50
			Sample Type	Soil/Solid	Soil/Solid	Soil/Solid	Soil/Solid	Soil/Solid	Soil/Solid
			Date Sampled	30/06/2014	30/06/2014	30/06/2014	30/06/2014	30/06/2014	30/06/2014
			Sample Time	.	.	.	.	.	.
			Date Received	02/07/2014	02/07/2014	02/07/2014	02/07/2014	02/07/2014	02/07/2014
			SDG Ref	140702-94	140702-94	140702-94	140702-94	140702-94	140702-94
			Lab Sample No.(s)	9545102	9545106	9545080	9545084	9545088	9545092
			AGS Reference						
Naphthalene-d8 % recovery**	%	TM218		94.4	90.6	99.6	89.3	90.3	91
Acenaphthene-d10 % recovery**	%	TM218		93.8	89.8	100	93.4	88.8	91.8
Phenanthrene-d10 % recovery**	%	TM218		91.2	89	103	96.2	87.1	92.3
Chrysene-d12 % recovery**	%	TM218		93.8	91.2	108	105	87.2	99.8
Perylene-d12 % recovery**	%	TM218		107	98.7	124	124	88.2	114
Naphthalene	<9 µg/kg	TM218		11.6 M	<9 M	92.9 M	105 M	<9 M	22.6 M
Acenaphthylene	<12 µg/kg	TM218		<12 M	<12 M	<12 M	89.7 M	<12 M	12.8 M
Acenaphthene	<8 µg/kg	TM218		<8 M	<8 M	772 M	582 M	<8 M	60.6 M
Fluorene	<10 µg/kg	TM218		<10 M	<10 M	1340 M	1550 M	<10 M	197 M
Phenanthrene	<15 µg/kg	TM218		77.5 M	25 M	4330 M	4040 M	38.2 M	417 M
Anthracene	<16 µg/kg	TM218		<16 M	<16 M	1520 M	2880 M	<16 M	418 M
Fluoranthene	<17 µg/kg	TM218		44.8 M	<17 M	441 M	766 M	<17 M	106 M
Pyrene	<15 µg/kg	TM218		36.8 M	18.5 M	1040 M	2440 M	<15 M	343 M
Benz(a)anthracene	<14 µg/kg	TM218		22.5 M	<14 M	134 M	359 M	<14 M	45.7 M
Chrysene	<10 µg/kg	TM218		42.3 M	<10 M	413 M	795 M	<10 M	119 M
Benzo(b)fluoranthene	<15 µg/kg	TM218		52.7 M	<15 M	154 M	390 M	17.1 M	35.1 M
Benzo(k)fluoranthene	<14 µg/kg	TM218		<14 M	<14 M	33.2 M	92.6 M	<14 M	<14 M
Benzo(a)pyrene	<15 µg/kg	TM218		25.2 M	<15 M	65.3 M	251 M	<15 M	<15 M
Indeno(1,2,3-cd)pyrene	<18 µg/kg	TM218		<18 M	<18 M	31.3 M	165 M	<18 M	<18 M
Dibenzo(a,h)anthracene	<23 µg/kg	TM218		<23 M	<23 M	<23 M	77 M	<23 M	<23 M
Benzo(g,h,i)perylene	<24 µg/kg	TM218		<24 M	<24 M	50.3 M	238 M	<24 M	<24 M
PAH, Total Detected USEPA 16	<118 µg/kg	TM218		313	<118	10400	14800	<118	1780

CERTIFICATE OF ANALYSIS

SDG:	140702-94	**Location:**	Coed Darcy	**Order Number:**	CD0727
Job:	H_ATKINS_LDC-224	**Customer:**	Atkins Global Ltd	**Report Number:**	277967
Client Reference:	Site Wide Trial Pitting	**Attention:**	Jack Lowrie	**Superseded Report:**	

PAH by GCMS

Results Legend	
#	ISO17025 accredited.
M	*m*CERTS accredited.
aq	Aqueous / settled sample.
diss.filt	Dissolved / filtered sample.
tot.unfilt	Total / unfiltered sample.
*	Subcontracted test.
**	% recovery of the surrogate standard to check the efficiency of the method. The results of individual compounds within samples aren't corrected for the recovery
(F)	Trigger breach confirmed
1-5&+§@	Sample deviation (see appendix)

Component	LOD/Units	Method	Customer Sample R	IP177	IP178	IP178	IP178	IP178	IP181
			Depth (m)	4.50	0.50	1.60	2.70	3.80	0.50
			Sample Type	Soil/Solid	Soil/Solid	Soil/Solid	Soil/Solid	Soil/Solid	Soil/Solid
			Date Sampled	30/06/2014	30/06/2014	30/06/2014	30/06/2014	30/06/2014	30/06/2014
			Sample Time	.	.	.	.	.	.
			Date Received	02/07/2014	02/07/2014	02/07/2014	02/07/2014	02/07/2014	02/07/2014
			SDG Ref	140702-94	140702-94	140702-94	140702-94	140702-94	140702-94
			Lab Sample No.(s)	9545098	9545053	9545059	9545070	9545074	9545320
			AGS Reference						
Naphthalene-d8 % recovery**	%	TM218		93.1	99.1	92.2	91.6	92.7	96.2
Acenaphthene-d10 % recovery**	%	TM218		94.1	99.3	93.5	90.5	94.4	94.8
Phenanthrene-d10 % recovery**	%	TM218		93.2	99.3	91.8	88.3	94.3	93
Chrysene-d12 % recovery**	%	TM218		97.1	97.6	97.4	88.2	103	90.4
Perylene-d12 % recovery**	%	TM218		111	109	108	88.6	117	92.9
Naphthalene	<9 µg/kg	TM218		20.3 M	<9 M	27.5 M	106 M	85.3 M	<9 M
Acenaphthylene	<12 µg/kg	TM218		<12 M	<12 M	<12 M	<12 M	15.2 M	<12 M
Acenaphthene	<8 µg/kg	TM218		<8 M	<8 M	9.22 M	<8 M	21.2 M	<8 M
Fluorene	<10 µg/kg	TM218		21.9 M	<10 M	82.2 M	49.3 M	79.5 M	<10 M
Phenanthrene	<15 µg/kg	TM218		65.6 M	62.1 M	221 M	126 M	133 M	23.3 M
Anthracene	<16 µg/kg	TM218		19.5 M	44.9 M	198 M	38.9 M	127 M	<16 M
Fluoranthene	<17 µg/kg	TM218		<17 M	33.6 M	150 M	<17 M	29.7 M	<17 M
Pyrene	<15 µg/kg	TM218		18.5 M	65.5 M	258 M	25.8 M	153 M	<15 M
Benz(a)anthracene	<14 µg/kg	TM218		<14 M	29.1 M	72 M	<14 M	<14 M	20.3 M
Chrysene	<10 µg/kg	TM218		14.5 M	35.4 M	103 M	<10 M	29.8 M	12.4 M
Benzo(b)fluoranthene	<15 µg/kg	TM218		19.4 M	46 M	138 M	<15 M	44.5 M	18.8 M
Benzo(k)fluoranthene	<14 µg/kg	TM218		<14 M	<14 M	53.6 M	<14 M	<14 M	<14 M
Benzo(a)pyrene	<15 µg/kg	TM218		<15 M	<15 M	78.1 M	<15 M	20.1 M	<15 M
Indeno(1,2,3-cd)pyrene	<18 µg/kg	TM218		<18 M	<18 M	100 M	<18 M	<18 M	<18 M
Dibenzo(a,h)anthracene	<23 µg/kg	TM218		<23 M	<23 M	26.8 M	<23 M	<23 M	<23 M
Benzo(g,h,i)perylene	<24 µg/kg	TM218		<24 M	<24 M	121 M	<24 M	<24 M	<24 M
PAH, Total Detected USEPA 16	<118 µg/kg	TM218		180	317	1640	345	739	<118

CERTIFICATE OF ANALYSIS

SDG:	140702-94	**Location:**	Coed Darcy	**Order Number:**	CD0727
Job:	H_ATKINS_LDC-224	**Customer:**	Atkins Global Ltd	**Report Number:**	277967
Client Reference:	Site Wide Trial Pitting	**Attention:**	Jack Lowrie	**Superseded Report:**	

PAH by GCMS

Results Legend	
#	ISO17025 accredited.
M	*m*CERTS accredited.
aq	Aqueous / settled sample.
diss.filt	Dissolved / filtered sample.
tot.unfilt	Total / unfiltered sample.
*	Subcontracted test.
**	% recovery of the surrogate standard to check the efficiency of the method. The results of individual compounds within samples aren't corrected for the recovery
(F)	Trigger breach confirmed
1-5&+§@	Sample deviation (see appendix)

Component	LOD/Units	Method	Customer Sample R	IP181	IP181	IP181	IP181	IP182	IP182
			Depth (m)	1.50	2.50	3.50	4.50	0.50	1.50
			Sample Type	Soil/Solid	Soil/Solid	Soil/Solid	Soil/Solid	Soil/Solid	Soil/Solid
			Date Sampled	30/06/2014	30/06/2014	30/06/2014	30/06/2014	30/06/2014	30/06/2014
			Sample Time	.	.	.	.	.	.
			Date Received	02/07/2014	02/07/2014	02/07/2014	02/07/2014	02/07/2014	02/07/2014
			SDG Ref	140702-94	140702-94	140702-94	140702-94	140702-94	140702-94
			Lab Sample No.(s)	9545325	9545329	9545333	9545337	9545342	9545348
			AGS Reference						
Naphthalene-d8 % recovery**	%	TM218		95.7	84.3	80.4	85.2	98.4	85.7
Acenaphthene-d10 % recovery**	%	TM218		92.8	83.2	77.1	86	96.6	84.9
Phenanthrene-d10 % recovery**	%	TM218		89.8	81.6	75.1	85.5	94.6	83.8
Chrysene-d12 % recovery**	%	TM218		86.9	78.5	83.3	84.5	92.8	81.6
Perylene-d12 % recovery**	%	TM218		93.2	82.4	84.5	87.4	96.7	84.2
Naphthalene	<9 µg/kg	TM218		65.2 M	<9 M	<9 M	474 M	<9 M	<9 M
Acenaphthylene	<12 µg/kg	TM218		<12 M	<12 M	<12 M	<12 M	<12 M	<12 M
Acenaphthene	<8 µg/kg	TM218		13.3 M	<8 M	28.6 M	61.7 M	<8 M	<8 M
Fluorene	<10 µg/kg	TM218		16.7 M	<10 M	<10 M	112 M	<10 M	<10 M
Phenanthrene	<15 µg/kg	TM218		574 M	73.2 M	79.6 M	221 M	61.1 M	41.2 M
Anthracene	<16 µg/kg	TM218		28.3 M	<16 M	<16 M	33.1 M	<16 M	<16 M
Fluoranthene	<17 µg/kg	TM218		264 M	<17 M	<17 M	<17 M	<17 M	<17 M
Pyrene	<15 µg/kg	TM218		173 M	<15 M	<15 M	17.7 M	<15 M	<15 M
Benz(a)anthracene	<14 µg/kg	TM218		113 M	<14 M	22.9 M	<14 M	21.5 M	<14 M
Chrysene	<10 µg/kg	TM218		346 M	<10 M	46.9 M	74.6 M	28.2 M	<10 M
Benzo(b)fluoranthene	<15 µg/kg	TM218		308 M	<15 M	34 M	78.3 M	36.1 M	<15 M
Benzo(k)fluoranthene	<14 µg/kg	TM218		64.3 M	<14 M	<14 M	<14 M	<14 M	<14 M
Benzo(a)pyrene	<15 µg/kg	TM218		97.6 M	<15 M	<15 M	<15 M	<15 M	<15 M
Indeno(1,2,3-cd)pyrene	<18 µg/kg	TM218		65.2 M	<18 M	<18 M	<18 M	<18 M	<18 M
Dibenzo(a,h)anthracene	<23 µg/kg	TM218		37.2 M	<23 M	<23 M	<23 M	<23 M	<23 M
Benzo(g,h,i)perylene	<24 µg/kg	TM218		76.5 M	<24 M	<24 M	<24 M	<24 M	<24 M
PAH, Total Detected USEPA 16	<118 µg/kg	TM218		2240	<118	212	1070	147	<118

CERTIFICATE OF ANALYSIS

SDG:	140702-94	**Location:**	Coed Darcy	**Order Number:**	CD0727
Job:	H_ATKINS_LDC-224	**Customer:**	Atkins Global Ltd	**Report Number:**	277967
Client Reference:	Site Wide Trial Pitting	**Attention:**	Jack Lowrie	**Superseded Report:**	

PAH by GCMS

Results Legend	
#	ISO17025 accredited.
M	*m*CERTS accredited.
aq	Aqueous / settled sample.
diss.filt	Dissolved / filtered sample.
tot.unfilt	Total / unfiltered sample.
*	Subcontracted test.
**	% recovery of the surrogate standard to check the efficiency of the method. The results of individual compounds within samples aren't corrected for the recovery
(F)	Trigger breach confirmed
1-5&+§@	Sample deviation (see appendix)

Component	LOD/Units	Method	Customer Sample R	IP182	IP182	IP182	IP182	IP183	IP183
			Depth (m)	1.70	2.50	3.50	4.50	0.50	1.50
			Sample Type	Soil/Solid	Soil/Solid	Soil/Solid	Soil/Solid	Soil/Solid	Soil/Solid
			Date Sampled	30/06/2014	30/06/2014	30/06/2014	30/06/2014	30/06/2014	30/06/2014
			Sample Time	.	.	.	.	.	.
			Date Received	02/07/2014	02/07/2014	02/07/2014	02/07/2014	02/07/2014	02/07/2014
			SDG Ref	140702-94	140702-94	140702-94	140702-94	140702-94	140702-94
			Lab Sample No.(s)	9545354	9545359	9545369	9545373	9545378	9545382
			AGS Reference						
Naphthalene-d8 % recovery**	%	TM218		83.8	85.3	84.2	82.6	95.2	97.8
Acenaphthene-d10 % recovery**	%	TM218		83.9	85.2	82.5	82.1	93.1	94.8
Phenanthrene-d10 % recovery**	%	TM218		82.4	84.8	81.4	81.6	91.8	92.4
Chrysene-d12 % recovery**	%	TM218		79.9	83.1	77.7	78.1	89.5	87.1
Perylene-d12 % recovery**	%	TM218		84.7	87.4	79.7	80	93	81.2
Naphthalene	<9 µg/kg	TM218		13.1 M	<9 M	<9 M	22 M	<9 M	<9 M
Acenaphthylene	<12 µg/kg	TM218		<12 M	<12 M	<12 M	<12 M	<12 M	<12 M
Acenaphthene	<8 µg/kg	TM218		<8 M	<8 M	<8 M	<8 M	17.4 M	<8 M
Fluorene	<10 µg/kg	TM218		<10 M	<10 M	<10 M	<10 M	14.3 M	<10 M
Phenanthrene	<15 µg/kg	TM218		70.9 M	<15 M	<15 M	143 M	272 M	64.5 M
Anthracene	<16 µg/kg	TM218		<16 M	<16 M	<16 M	<16 M	29.7 M	<16 M
Fluoranthene	<17 µg/kg	TM218		74.5 M	<17 M	<17 M	<17 M	320 M	<17 M
Pyrene	<15 µg/kg	TM218		54.5 M	<15 M	<15 M	<15 M	247 M	<15 M
Benz(a)anthracene	<14 µg/kg	TM218		32.8 M	<14 M	<14 M	<14 M	148 M	19.2 M
Chrysene	<10 µg/kg	TM218		41.4 M	<10 M	<10 M	87.1 M	184 M	35 M
Benzo(b)fluoranthene	<15 µg/kg	TM218		32.3 M	<15 M	<15 M	72.3 M	212 M	31.9 M
Benzo(k)fluoranthene	<14 µg/kg	TM218		<14 M	<14 M	<14 M	<14 M	64.6 M	<14 M
Benzo(a)pyrene	<15 µg/kg	TM218		32.3 M	<15 M	<15 M	<15 M	123 M	<15 M
Indeno(1,2,3-cd)pyrene	<18 µg/kg	TM218		<18 M	<18 M	<18 M	<18 M	68.8 M	<18 M
Dibenzo(a,h)anthracene	<23 µg/kg	TM218		<23 M	<23 M	<23 M	<23 M	28.2 M	<23 M
Benzo(g,h,i)perylene	<24 µg/kg	TM218		<24 M	<24 M	<24 M	<24 M	82 M	<24 M
PAH, Total Detected USEPA 16	<118 µg/kg	TM218		352	<118	<118	324	1810	151

CERTIFICATE OF ANALYSIS

SDG:	140702-94	**Location:**	Coed Darcy	**Order Number:**	CD0727
Job:	H_ATKINS_LDC-224	**Customer:**	Atkins Global Ltd	**Report Number:**	277967
Client Reference:	Site Wide Trial Pitting	**Attention:**	Jack Lowrie	**Superseded Report:**	

PAH by GCMS

Results Legend	
#	ISO17025 accredited.
M	*m*CERTS accredited.
aq	Aqueous / settled sample.
diss.filt	Dissolved / filtered sample.
tot.unfilt	Total / unfiltered sample.
*	Subcontracted test.
**	% recovery of the surrogate standard to check the efficiency of the method. The results of individual compounds within samples aren't corrected for the recovery
(F)	Trigger breach confirmed
1-5&+§@	Sample deviation (see appendix)

Component	LOD/Units	Method	Customer Sample R	IP183	IP183	IP183	IP192	IP192	IP192
			Depth (m)	2.50	3.50	4.00	0.50	1.50	2.60
			Sample Type	Soil/Solid	Soil/Solid	Soil/Solid	Soil/Solid	Soil/Solid	Soil/Solid
			Date Sampled	30/06/2014	30/06/2014	30/06/2014	30/06/2014	30/06/2014	30/06/2014
			Sample Time	.	.	.	.	.	.
			Date Received	02/07/2014	02/07/2014	02/07/2014	02/07/2014	02/07/2014	02/07/2014
			SDG Ref	140702-94	140702-94	140702-94	140702-94	140702-94	140702-94
			Lab Sample No.(s)	9545392	9545397	9545401	9545037	9545042	9545047
			AGS Reference						
Naphthalene-d8 % recovery**	%	TM218		112	104	92.2	86.8	99.1	98.5
Acenaphthene-d10 % recovery**	%	TM218		109	101	90.2	89.1	93.2	92.2
Phenanthrene-d10 % recovery**	%	TM218		106	98.4	87.5	92.4	91.1	91.1
Chrysene-d12 % recovery**	%	TM218		101	92.7	86.1	98.2	92.9	98
Perylene-d12 % recovery**	%	TM218		93.4	84.6	85.1	118	87.9	94.5
Naphthalene	<9 µg/kg	TM218		<9 M	<9 M	<9 M	104 M	<9 M	<9 M
Acenaphthylene	<12 µg/kg	TM218		<12 M	<12 M	<12 M	147 M	<12 M	<12 M
Acenaphthene	<8 µg/kg	TM218		<8 M	<8 M	<8 M	1410 M	<8 M	<8 M
Fluorene	<10 µg/kg	TM218		<10 M	<10 M	<10 M	590 M	<10 M	<10 M
Phenanthrene	<15 µg/kg	TM218		140 M	122 M	85.2 M	1860 M	<15 M	60.4 M
Anthracene	<16 µg/kg	TM218		<16 M	<16 M	<16 M	2300 M	<16 M	<16 M
Fluoranthene	<17 µg/kg	TM218		<17 M	26.2 M	<17 M	1670 M	<17 M	<17 M
Pyrene	<15 µg/kg	TM218		<15 M	17.2 M	<15 M	3980 M	<15 M	<15 M
Benz(a)anthracene	<14 µg/kg	TM218		<14 M	21.1 M	21.1 M	767 M	<14 M	<14 M
Chrysene	<10 µg/kg	TM218		<10 M	67.7 M	34.6 M	1480 M	<10 M	<10 M
Benzo(b)fluoranthene	<15 µg/kg	TM218		65.8 M	59.7 M	31.4 M	1230 M	<15 M	<15 M
Benzo(k)fluoranthene	<14 µg/kg	TM218		<14 M	<14 M	<14 M	305 M	<14 M	<14 M
Benzo(a)pyrene	<15 µg/kg	TM218		<15 M	<15 M	<15 M	663 M	<15 M	<15 M
Indeno(1,2,3-cd)pyrene	<18 µg/kg	TM218		<18 M	<18 M	<18 M	386 M	<18 M	<18 M
Dibenzo(a,h)anthracene	<23 µg/kg	TM218		<23 M	<23 M	<23 M	137 M	<23 M	<23 M
Benzo(g,h,i)perylene	<24 µg/kg	TM218		<24 M	<24 M	<24 M	472 M	<24 M	<24 M
PAH, Total Detected USEPA 16	<118 µg/kg	TM218		206	314	172	17500	<118	<118

CERTIFICATE OF ANALYSIS

SDG:	140702-94	**Location:**	Coed Darcy	**Order Number:**	CD0727
Job:	H_ATKINS_LDC-224	**Customer:**	Atkins Global Ltd	**Report Number:**	277967
Client Reference:	Site Wide Trial Pitting	**Attention:**	Jack Lowrie	**Superseded Report:**	

PAH by GCMS

Results Legend	
#	ISO17025 accredited.
M	*m*CERTS accredited.
aq	Aqueous / settled sample.
diss.filt	Dissolved / filtered sample.
tot.unfilt	Total / unfiltered sample.
*	Subcontracted test.
**	% recovery of the surrogate standard to check the efficiency of the method. The results of individual compounds within samples aren't corrected for the recovery
(F)	Trigger breach confirmed
1-5&+§@	Sample deviation (see appendix)

Component	LOD/Units	Method	Customer Sample R	IP193	IP193	IP193	IP200	IP200	IP200
			Depth (m)	0.50	1.50	2.30	0.50	1.50	2.50
			Sample Type	Soil/Solid	Soil/Solid	Soil/Solid	Soil/Solid	Soil/Solid	Soil/Solid
			Date Sampled	30/06/2014	30/06/2014	30/06/2014	30/06/2014	30/06/2014	30/06/2014
			Sample Time	.	.	.	.	.	.
			Date Received	02/07/2014	02/07/2014	02/07/2014	02/07/2014	02/07/2014	02/07/2014
			SDG Ref	140702-94	140702-94	140702-94	140702-94	140702-94	140702-94
			Lab Sample No.(s)	9545172	9545177	9545182	9545202	9545206	9545210
			AGS Reference						
Naphthalene-d8 % recovery**	%	TM218		88.3	109	92.1	99.1	103	93.7
Acenaphthene-d10 % recovery**	%	TM218		88.7	105	92.4	97.9	101	88.3
Phenanthrene-d10 % recovery**	%	TM218		89.1	102	90.8	95.8	99.5	86.6
Chrysene-d12 % recovery**	%	TM218		84.7	94.7	91	95.3	96.3	88.5
Perylene-d12 % recovery**	%	TM218		88.2	87.4	100	100	95.2	80.7
Naphthalene	<9 µg/kg	TM218		<9 M	<9 M	<9 M	19.3 M	<9 M	<9 M
Acenaphthylene	<12 µg/kg	TM218		<12 M	<12 M	<12 M	<12 M	<12 M	<12 M
Acenaphthene	<8 µg/kg	TM218		<8 M	<8 M	<8 M	<8 M	<8 M	<8 M
Fluorene	<10 µg/kg	TM218		<10 M	<10 M	<10 M	<10 M	<10 M	<10 M
Phenanthrene	<15 µg/kg	TM218		62.5 M	57.3 M	54.6 M	69 M	84.5 M	105 M
Anthracene	<16 µg/kg	TM218		<16 M	<16 M	<16 M	<16 M	<16 M	<16 M
Fluoranthene	<17 µg/kg	TM218		20.8 M	<17 M	<17 M	19.4 M	<17 M	<17 M
Pyrene	<15 µg/kg	TM218		<15 M	<15 M	<15 M	<15 M	<15 M	<15 M
Benz(a)anthracene	<14 µg/kg	TM218		<14 M	23.3 M	<14 M	21.1 M	22.1 M	<14 M
Chrysene	<10 µg/kg	TM218		25.2 M	29.6 M	21.9 M	29.9 M	36.1 M	<10 M
Benzo(b)fluoranthene	<15 µg/kg	TM218		33 M	21.3 M	22.6 M	50.4 M	24.7 M	70.4 M
Benzo(k)fluoranthene	<14 µg/kg	TM218		<14 M	<14 M	<14 M	<14 M	<14 M	<14 M
Benzo(a)pyrene	<15 µg/kg	TM218		<15 M	<15 M	<15 M	<15 M	<15 M	<15 M
Indeno(1,2,3-cd)pyrene	<18 µg/kg	TM218		<18 M	<18 M	<18 M	<18 M	<18 M	<18 M
Dibenzo(a,h)anthracene	<23 µg/kg	TM218		<23 M	<23 M	<23 M	<23 M	<23 M	<23 M
Benzo(g,h,i)perylene	<24 µg/kg	TM218		<24 M	<24 M	<24 M	<24 M	<24 M	<24 M
PAH, Total Detected USEPA 16	<118 µg/kg	TM218		142	131	<118	209	167	176

CERTIFICATE OF ANALYSIS

SDG:	140702-94	**Location:**	Coed Darcy	**Order Number:**	CD0727
Job:	H_ATKINS_LDC-224	**Customer:**	Atkins Global Ltd	**Report Number:**	277967
Client Reference:	Site Wide Trial Pitting	**Attention:**	Jack Lowrie	**Superseded Report:**	

PAH by GCMS

Results Legend	
#	ISO17025 accredited.
M	*m*CERTS accredited.
aq	Aqueous / settled sample.
diss.filt	Dissolved / filtered sample.
tot.unfilt	Total / unfiltered sample.
*	Subcontracted test.
**	% recovery of the surrogate standard to check the efficiency of the method. The results of individual compounds within samples aren't corrected for the recovery
(F)	Trigger breach confirmed
1-5&+§@	Sample deviation (see appendix)

Component	LOD/Units	Method	Customer Sample R	IP200	IP201	IP201	IP201	IP201	IP215
			Depth (m)	3.00	0.50	1.60	2.50	3.50	0.50
			Sample Type	Soil/Solid	Soil/Solid	Soil/Solid	Soil/Solid	Soil/Solid	Soil/Solid
			Date Sampled	30/06/2014	30/06/2014	30/06/2014	30/06/2014	30/06/2014	30/06/2014
			Sample Time	.	.	.	.	.	.
			Date Received	02/07/2014	02/07/2014	02/07/2014	02/07/2014	02/07/2014	02/07/2014
			SDG Ref	140702-94	140702-94	140702-94	140702-94	140702-94	140702-94
			Lab Sample No.(s)	9545219	9545186	9545190	9545194	9545198	9544960
			AGS Reference						
Naphthalene-d8 % recovery**	%	TM218		81.1	93.4	79.1	106	102	98.2
Acenaphthene-d10 % recovery**	%	TM218		77	94.2	75.4	100	99.3	94.4
Phenanthrene-d10 % recovery**	%	TM218		73.5	94.4	71.9	97.5	96.4	92
Chrysene-d12 % recovery**	%	TM218		75.3	89.6	77.2	99.5	89.8	87.6
Perylene-d12 % recovery**	%	TM218		67.5	88.5	75.5	93.5	83.5	85.3
Naphthalene	<9 µg/kg	TM218		<9 M	<9 M	16.1 M	<9 M	<9 M	<9 M
Acenaphthylene	<12 µg/kg	TM218		<12 M	<12 M	<12 M	<12 M	<12 M	<12 M
Acenaphthene	<8 µg/kg	TM218		<8 M	<8 M	<8 M	<8 M	<8 M	<8 M
Fluorene	<10 µg/kg	TM218		<10 M	<10 M	<10 M	<10 M	<10 M	<10 M
Phenanthrene	<15 µg/kg	TM218		198 M	91.4 M	153 M	33.3 M	92.2 M	91 M
Anthracene	<16 µg/kg	TM218		<16 M	<16 M	<16 M	<16 M	<16 M	<16 M
Fluoranthene	<17 µg/kg	TM218		<17 M	<17 M	24.2 M	<17 M	<17 M	<17 M
Pyrene	<15 µg/kg	TM218		<15 M	<15 M	<15 M	<15 M	<15 M	<15 M
Benz(a)anthracene	<14 µg/kg	TM218		<14 M	23.5 M	19.3 M	<14 M	<14 M	21.7 M
Chrysene	<10 µg/kg	TM218		141 M	53.5 M	110 M	<10 M	70.1 M	42.1 M
Benzo(b)fluoranthene	<15 µg/kg	TM218		102 M	41 M	90.9 M	<15 M	48.1 M	27.4 M
Benzo(k)fluoranthene	<14 µg/kg	TM218		<14 M	<14 M	<14 M	<14 M	<14 M	<14 M
Benzo(a)pyrene	<15 µg/kg	TM218		<15 M	<15 M	<15 M	<15 M	<15 M	<15 M
Indeno(1,2,3-cd)pyrene	<18 µg/kg	TM218		<18 M	<18 M	<18 M	<18 M	<18 M	<18 M
Dibenzo(a,h)anthracene	<23 µg/kg	TM218		<23 M	<23 M	<23 M	<23 M	<23 M	<23 M
Benzo(g,h,i)perylene	<24 µg/kg	TM218		<24 M	<24 M	<24 M	<24 M	<24 M	<24 M
PAH, Total Detected USEPA 16	<118 µg/kg	TM218		441	209	414	<118	210	182

CERTIFICATE OF ANALYSIS

SDG:	140702-94	**Location:**	Coed Darcy	**Order Number:**	CD0727
Job:	H_ATKINS_LDC-224	**Customer:**	Atkins Global Ltd	**Report Number:**	277967
Client Reference:	Site Wide Trial Pitting	**Attention:**	Jack Lowrie	**Superseded Report:**	

PAH by GCMS

Results Legend	
#	ISO17025 accredited.
M	*m*CERTS accredited.
aq	Aqueous / settled sample.
diss.filt	Dissolved / filtered sample.
tot.unfilt	Total / unfiltered sample.
*	Subcontracted test.
**	% recovery of the surrogate standard to check the efficiency of the method. The results of individual compounds within samples aren't corrected for the recovery
(F)	Trigger breach confirmed
1-5&+§@	Sample deviation (see appendix)

Component	LOD/Units	Method	Customer Sample R	IP216	IP217	IP218	IP219	IP221	IP222
			Depth (m)	0.50	0.50	0.50	0.50	0.50	0.50
			Sample Type	Soil/Solid	Soil/Solid	Soil/Solid	Soil/Solid	Soil/Solid	Soil/Solid
			Date Sampled	30/06/2014	30/06/2014	30/06/2014	30/06/2014	30/06/2014	30/06/2014
			Sample Time	.	.	.	.	.	.
			Date Received	02/07/2014	02/07/2014	02/07/2014	02/07/2014	02/07/2014	02/07/2014
			SDG Ref	140702-94	140702-94	140702-94	140702-94	140702-94	140702-94
			Lab Sample No.(s)	9544970	9544966	9544956	9544951	9545021	9544974
			AGS Reference						
Naphthalene-d8 % recovery**	%	TM218		101	96.9	96.9	99.3	97.9	103
Acenaphthene-d10 % recovery**	%	TM218		97.8	92.8	93.5	95.1	94.5	99.8
Phenanthrene-d10 % recovery**	%	TM218		94.6	91	89.8	92.3	91.7	94.5
Chrysene-d12 % recovery**	%	TM218		91.1	87.6	86.3	86.9	82.3	89
Perylene-d12 % recovery**	%	TM218		89	83.6	86.3	81.9	74.5	84
Naphthalene	<9 µg/kg	TM218		15.1 M	<9 M	<9 M	<9 M	<9 M	<9 M
Acenaphthylene	<12 µg/kg	TM218		<12 M	<12 M	<12 M	<12 M	<12 M	<12 M
Acenaphthene	<8 µg/kg	TM218		<8 M	25.6 M	<8 M	<8 M	<8 M	<8 M
Fluorene	<10 µg/kg	TM218		13.6 M	<10 M	<10 M	<10 M	<10 M	<10 M
Phenanthrene	<15 µg/kg	TM218		136 M	49.3 M	43.7 M	51.3 M	<15 M	24.5 M
Anthracene	<16 µg/kg	TM218		80.6 M	<16 M	<16 M	<16 M	<16 M	<16 M
Fluoranthene	<17 µg/kg	TM218		331 M	<17 M	<17 M	<17 M	<17 M	<17 M
Pyrene	<15 µg/kg	TM218		236 M	<15 M	<15 M	<15 M	<15 M	<15 M
Benz(a)anthracene	<14 µg/kg	TM218		155 M	20.6 M	19.1 M	15.6 M	<14 M	<14 M
Chrysene	<10 µg/kg	TM218		149 M	23.2 M	21 M	24.3 M	<10 M	<10 M
Benzo(b)fluoranthene	<15 µg/kg	TM218		164 M	20.8 M	18.7 M	19.4 M	<15 M	<15 M
Benzo(k)fluoranthene	<14 µg/kg	TM218		73.7 M	<14 M	<14 M	<14 M	<14 M	<14 M
Benzo(a)pyrene	<15 µg/kg	TM218		99.4 M	<15 M	<15 M	<15 M	<15 M	<15 M
Indeno(1,2,3-cd)pyrene	<18 µg/kg	TM218		54 M	<18 M	<18 M	<18 M	<18 M	<18 M
Dibenzo(a,h)anthracene	<23 µg/kg	TM218		<23 M	<23 M	<23 M	<23 M	<23 M	<23 M
Benzo(g,h,i)perylene	<24 µg/kg	TM218		61.4 M	<24 M	<24 M	<24 M	<24 M	<24 M
PAH, Total Detected USEPA 16	<118 µg/kg	TM218		1570	139	<118	<118	<118	<118

CERTIFICATE OF ANALYSIS

SDG:	140702-94	**Location:**	Coed Darcy	**Order Number:**	CD0727
Job:	H_ATKINS_LDC-224	**Customer:**	Atkins Global Ltd	**Report Number:**	277967
Client Reference:	Site Wide Trial Pitting	**Attention:**	Jack Lowrie	**Superseded Report:**	

PAH by GCMS

Results Legend	
#	ISO17025 accredited.
M	*m*CERTS accredited.
aq	Aqueous / settled sample.
diss.filt	Dissolved / filtered sample.
tot.unfilt	Total / unfiltered sample.
*	Subcontracted test.
**	% recovery of the surrogate standard to check the efficiency of the method. The results of individual compounds within samples aren't corrected for the recovery
(F)	Trigger breach confirmed
1-5&+§@	Sample deviation (see appendix)

Component	LOD/Units	Method	Customer Sample R	IP223	IP224	IP225	IP226	IP232	IP233
			Depth (m)	0.50	0.50	0.50	0.50	0.50	0.50
			Sample Type	Soil/Solid	Soil/Solid	Soil/Solid	Soil/Solid	Soil/Solid	Soil/Solid
			Date Sampled	30/06/2014	30/06/2014	30/06/2014	30/06/2014	30/06/2014	30/06/2014
			Sample Time	.	.	.	.	.	.
			Date Received	02/07/2014	02/07/2014	02/07/2014	02/07/2014	02/07/2014	02/07/2014
			SDG Ref	140702-94	140702-94	140702-94	140702-94	140702-94	140702-94
			Lab Sample No.(s)	9544979	9545017	9545009	9545013	9545005	9544983
			AGS Reference						
Naphthalene-d8 % recovery**	%	TM218		98.9	99.2	103	97.2	105	97.2
Acenaphthene-d10 % recovery**	%	TM218		94.7	94.5	98.7	94.2	100	92.9
Phenanthrene-d10 % recovery**	%	TM218		90.3	91.1	94.8	91.7	98.8	89.4
Chrysene-d12 % recovery**	%	TM218		85.5	87.5	90.8	82	94.3	86.6
Perylene-d12 % recovery**	%	TM218		83.1	87.7	87.2	75.7	95.6	84.4
Naphthalene	<9 µg/kg	TM218		<9 M	<9 M	<9 M	<9 M	<9 M	34.2 M
Acenaphthylene	<12 µg/kg	TM218		<12 M	<12 M	<12 M	<12 M	<12 M	<12 M
Acenaphthene	<8 µg/kg	TM218		<8 M	<8 M	<8 M	<8 M	<8 M	10.8 M
Fluorene	<10 µg/kg	TM218		<10 M	<10 M	<10 M	<10 M	<10 M	<10 M
Phenanthrene	<15 µg/kg	TM218		24.4 M	37.3 M	31.8 M	<15 M	25.4 M	179 M
Anthracene	<16 µg/kg	TM218		<16 M	<16 M	<16 M	<16 M	<16 M	26 M
Fluoranthene	<17 µg/kg	TM218		<17 M	<17 M	<17 M	<17 M	<17 M	236 M
Pyrene	<15 µg/kg	TM218		<15 M	<15 M	<15 M	<15 M	<15 M	177 M
Benz(a)anthracene	<14 µg/kg	TM218		20.3 M	23.1 M	22 M	<14 M	24.9 M	123 M
Chrysene	<10 µg/kg	TM218		14.3 M	24.4 M	16.4 M	<10 M	13 M	174 M
Benzo(b)fluoranthene	<15 µg/kg	TM218		18 M	22.1 M	<15 M	<15 M	<15 M	164 M
Benzo(k)fluoranthene	<14 µg/kg	TM218		<14 M	<14 M	<14 M	<14 M	<14 M	66.7 M
Benzo(a)pyrene	<15 µg/kg	TM218		<15 M	<15 M	<15 M	<15 M	<15 M	86.5 M
Indeno(1,2,3-cd)pyrene	<18 µg/kg	TM218		<18 M	<18 M	<18 M	<18 M	<18 M	53.4 M
Dibenzo(a,h)anthracene	<23 µg/kg	TM218		<23 M	<23 M	<23 M	<23 M	<23 M	<23 M
Benzo(g,h,i)perylene	<24 µg/kg	TM218		<24 M	<24 M	<24 M	<24 M	<24 M	68.7 M
PAH, Total Detected USEPA 16	<118 µg/kg	TM218		<118	<118	<118	<118	<118	1400

CERTIFICATE OF ANALYSIS

SDG:	140702-94	**Location:**	Coed Darcy	**Order Number:**	CD0727
Job:	H_ATKINS_LDC-224	**Customer:**	Atkins Global Ltd	**Report Number:**	277967
Client Reference:	Site Wide Trial Pitting	**Attention:**	Jack Lowrie	**Superseded Report:**	

PAH by GCMS

Results Legend	
#	ISO17025 accredited.
M	*m*CERTS accredited.
aq	Aqueous / settled sample.
diss.filt	Dissolved / filtered sample.
tot.unfilt	Total / unfiltered sample.
*	Subcontracted test.
**	% recovery of the surrogate standard to check the efficiency of the method. The results of individual compounds within samples aren't corrected for the recovery
(F)	Trigger breach confirmed
1-5&+§@	Sample deviation (see appendix)

Component	LOD/Units	Method	Customer Sample R	IP239	IP240	IP240	IP365	IP365	IP365
			Depth (m)	0.50	0.20	0.50	0.50	1.50	2.50
			Sample Type	Soil/Solid	Soil/Solid	Soil/Solid	Soil/Solid	Soil/Solid	Soil/Solid
			Date Sampled	30/06/2014	30/06/2014	30/06/2014	30/06/2014	30/06/2014	30/06/2014
			Sample Time	.	.	.	.	.	.
			Date Received	02/07/2014	02/07/2014	02/07/2014	02/07/2014	02/07/2014	02/07/2014
			SDG Ref	140702-94	140702-94	140702-94	140702-94	140702-94	140702-94
			Lab Sample No.(s)	9544992	9544996	9545000	9544850	9544855	9544860
			AGS Reference						
Naphthalene-d8 % recovery**	%	TM218		96.8	97.6	98.5	94.4	98.3	96.8
Acenaphthene-d10 % recovery**	%	TM218		92.2	94.6	94.2	93.2	96	96.4
Phenanthrene-d10 % recovery**	%	TM218		88.8	92.2	90.1	90.4	94.4	94.8
Chrysene-d12 % recovery**	%	TM218		83.6	82.6	87	89.3	92.6	89.3
Perylene-d12 % recovery**	%	TM218		80.3	76.1	84	91.4	92.2	90.6
Naphthalene	<9 µg/kg	TM218		<9 M	<9 M	<9 M	<9 M	<9 M	67.9 M
Acenaphthylene	<12 µg/kg	TM218		<12 M	<12 M	<12 M	<12 M	<12 M	<12 M
Acenaphthene	<8 µg/kg	TM218		<8 M	<8 M	<8 M	<8 M	<8 M	15 M
Fluorene	<10 µg/kg	TM218		<10 M	<10 M	<10 M	<10 M	<10 M	29 M
Phenanthrene	<15 µg/kg	TM218		28.5 M	<15 M	67.4 M	39 M	42.1 M	69.7 M
Anthracene	<16 µg/kg	TM218		<16 M	<16 M	<16 M	<16 M	<16 M	<16 M
Fluoranthene	<17 µg/kg	TM218		<17 M	<17 M	56.3 M	<17 M	<17 M	<17 M
Pyrene	<15 µg/kg	TM218		<15 M	<15 M	48.1 M	<15 M	<15 M	<15 M
Benz(a)anthracene	<14 µg/kg	TM218		<14 M	<14 M	35.8 M	24.7 M	20.3 M	25.6 M
Chrysene	<10 µg/kg	TM218		15 M	<10 M	35 M	27.5 M	23.9 M	32.7 M
Benzo(b)fluoranthene	<15 µg/kg	TM218		19.9 M	<15 M	31.7 M	36.4 M	24 M	28.6 M
Benzo(k)fluoranthene	<14 µg/kg	TM218		<14 M	<14 M	<14 M	<14 M	<14 M	<14 M
Benzo(a)pyrene	<15 µg/kg	TM218		<15 M	<15 M	18.5 M	<15 M	<15 M	<15 M
Indeno(1,2,3-cd)pyrene	<18 µg/kg	TM218		<18 M	<18 M	<18 M	<18 M	<18 M	<18 M
Dibenzo(a,h)anthracene	<23 µg/kg	TM218		<23 M	<23 M	<23 M	<23 M	<23 M	<23 M
Benzo(g,h,i)perylene	<24 µg/kg	TM218		<24 M	<24 M	<24 M	<24 M	<24 M	<24 M
PAH, Total Detected USEPA 16	<118 µg/kg	TM218		<118	<118	293	128	<118	269

CERTIFICATE OF ANALYSIS

SDG:	140702-94	**Location:**	Coed Darcy	**Order Number:**	CD0727
Job:	H_ATKINS_LDC-224	**Customer:**	Atkins Global Ltd	**Report Number:**	277967
Client Reference:	Site Wide Trial Pitting	**Attention:**	Jack Lowrie	**Superseded Report:**	

PAH by GCMS

Results Legend	
#	ISO17025 accredited.
M	*m*CERTS accredited.
aq	Aqueous / settled sample.
diss.filt	Dissolved / filtered sample.
tot.unfilt	Total / unfiltered sample.
*	Subcontracted test.
**	% recovery of the surrogate standard to check the efficiency of the method. The results of individual compounds within samples aren't corrected for the recovery
(F)	Trigger breach confirmed
1-5&+§@	Sample deviation (see appendix)

Component	LOD/Units	Method	Customer Sample R	IP365	IP366	IP366	IP366	IP366	IP371
			Depth (m)	3.50	0.50	1.50	2.50	3.50	0.50
			Sample Type	Soil/Solid	Soil/Solid	Soil/Solid	Soil/Solid	Soil/Solid	Soil/Solid
			Date Sampled	30/06/2014	30/06/2014	30/06/2014	30/06/2014	30/06/2014	30/06/2014
			Sample Time	.	.	.	.	.	.
			Date Received	02/07/2014	02/07/2014	02/07/2014	02/07/2014	02/07/2014	02/07/2014
			SDG Ref	140702-94	140702-94	140702-94	140702-94	140702-94	140702-94
			Lab Sample No.(s)	9544864	9544911	9544915	9544919	9544924	9545419
			AGS Reference						
Naphthalene-d8 % recovery**	%	TM218		96.5	98.1	102	101	102	87.7
Acenaphthene-d10 % recovery**	%	TM218		98.6	95.8	98.3	96.8	99.5	85.4
Phenanthrene-d10 % recovery**	%	TM218		96	93.6	94.8	94	96.5	83.4
Chrysene-d12 % recovery**	%	TM218		92	90.1	92.2	91.1	94.3	76.6
Perylene-d12 % recovery**	%	TM218		91.4	91.4	86	84.2	88.2	76.5
Naphthalene	<9 µg/kg	TM218		230 M	<9 M	<9 M	<9 M	21.2 M	<9 M
Acenaphthylene	<12 µg/kg	TM218		46.5 M	<12 M	<12 M	<12 M	<12 M	<12 M
Acenaphthene	<8 µg/kg	TM218		68.1 M	<8 M	<8 M	<8 M	<8 M	<8 M
Fluorene	<10 µg/kg	TM218		97.7 M	<10 M	<10 M	<10 M	<10 M	<10 M
Phenanthrene	<15 µg/kg	TM218		93.1 M	26.1 M	51.9 M	37.5 M	42.2 M	69.5 M
Anthracene	<16 µg/kg	TM218		<16 M	<16 M	<16 M	<16 M	<16 M	<16 M
Fluoranthene	<17 µg/kg	TM218		<17 M	<17 M	<17 M	<17 M	<17 M	46.1 M
Pyrene	<15 µg/kg	TM218		<15 M	<15 M	<15 M	<15 M	<15 M	39 M
Benz(a)anthracene	<14 µg/kg	TM218		21.7 M	19.6 M	<14 M	<14 M	15.7 M	40.4 M
Chrysene	<10 µg/kg	TM218		33.6 M	19.8 M	<10 M	<10 M	16.1 M	37.3 M
Benzo(b)fluoranthene	<15 µg/kg	TM218		26.9 M	26.6 M	<15 M	<15 M	<15 M	73.2 M
Benzo(k)fluoranthene	<14 µg/kg	TM218		<14 M	<14 M	<14 M	<14 M	<14 M	22.5 M
Benzo(a)pyrene	<15 µg/kg	TM218		<15 M	<15 M	<15 M	<15 M	<15 M	35.4 M
Indeno(1,2,3-cd)pyrene	<18 µg/kg	TM218		<18 M	<18 M	<18 M	<18 M	<18 M	31 M
Dibenzo(a,h)anthracene	<23 µg/kg	TM218		<23 M	<23 M	<23 M	<23 M	<23 M	<23 M
Benzo(g,h,i)perylene	<24 µg/kg	TM218		<24 M	<24 M	<24 M	<24 M	<24 M	35.4 M
PAH, Total Detected USEPA 16	<118 µg/kg	TM218		617	<118	<118	<118	<118	430

CERTIFICATE OF ANALYSIS

SDG:	140702-94	**Location:**	Coed Darcy	**Order Number:**	CD0727
Job:	H_ATKINS_LDC-224	**Customer:**	Atkins Global Ltd	**Report Number:**	277967
Client Reference:	Site Wide Trial Pitting	**Attention:**	Jack Lowrie	**Superseded Report:**	

PAH by GCMS

Results Legend	
#	ISO17025 accredited.
M	*m*CERTS accredited.
aq	Aqueous / settled sample.
diss.filt	Dissolved / filtered sample.
tot.unfilt	Total / unfiltered sample.
*	Subcontracted test.
**	% recovery of the surrogate standard to check the efficiency of the method. The results of individual compounds within samples aren't corrected for the recovery
(F)	Trigger breach confirmed
1-5&+§@	Sample deviation (see appendix)

Component	LOD/Units	Method	Customer Sample R	IP372	IP372	IP372	IP372	IP376	IP376
			Depth (m)	0.50	1.50	2.50	3.30	0.50	1.50
			Sample Type	Soil/Solid	Soil/Solid	Soil/Solid	Soil/Solid	Soil/Solid	Soil/Solid
			Date Sampled	30/06/2014	30/06/2014	30/06/2014	30/06/2014	30/06/2014	30/06/2014
			Sample Time	.	.	.	.	.	.
			Date Received	02/07/2014	02/07/2014	02/07/2014	02/07/2014	02/07/2014	02/07/2014
			SDG Ref	140702-94	140702-94	140702-94	140702-94	140702-94	140702-94
			Lab Sample No.(s)	9544868	9544872	9544876	9544880	9545065	9545114
			AGS Reference						
Naphthalene-d8 % recovery**	%	TM218		94.8	97.8	102	82.9	94.1	102
Acenaphthene-d10 % recovery**	%	TM218		94	96.3	101	83.3	93	99
Phenanthrene-d10 % recovery**	%	TM218		91.3	94.6	98.2	79.2	90.6	95.9
Chrysene-d12 % recovery**	%	TM218		91.9	95.4	92.7	83.2	84.6	93.1
Perylene-d12 % recovery**	%	TM218		98.5	101	89.2	79.4	88.8	86.6
Naphthalene	<9 µg/kg	TM218		44.6 M	34 M	<9 M	440 M	<9 M	<9 M
Acenaphthylene	<12 µg/kg	TM218		39.1 M	126 M	<12 M	15.2 M	<12 M	<12 M
Acenaphthene	<8 µg/kg	TM218		<8 M	<8 M	<8 M	45 M	<8 M	<8 M
Fluorene	<10 µg/kg	TM218		<10 M	11.6 M	<10 M	71.5 M	<10 M	<10 M
Phenanthrene	<15 µg/kg	TM218		114 M	167 M	56.1 M	59.9 M	71 M	<15 M
Anthracene	<16 µg/kg	TM218		20.7 M	58.1 M	<16 M	<16 M	<16 M	<16 M
Fluoranthene	<17 µg/kg	TM218		256 M	533 M	<17 M	<17 M	<17 M	<17 M
Pyrene	<15 µg/kg	TM218		188 M	421 M	<15 M	<15 M	<15 M	<15 M
Benz(a)anthracene	<14 µg/kg	TM218		149 M	296 M	<14 M	19.6 M	23.4 M	<14 M
Chrysene	<10 µg/kg	TM218		188 M	472 M	<10 M	21.9 M	36.1 M	<10 M
Benzo(b)fluoranthene	<15 µg/kg	TM218		353 M	884 M	<15 M	18.6 M	36.4 M	<15 M
Benzo(k)fluoranthene	<14 µg/kg	TM218		113 M	379 M	<14 M	<14 M	<14 M	<14 M
Benzo(a)pyrene	<15 µg/kg	TM218		184 M	467 M	<15 M	<15 M	<15 M	<15 M
Indeno(1,2,3-cd)pyrene	<18 µg/kg	TM218		162 M	561 M	<18 M	<18 M	<18 M	<18 M
Dibenzo(a,h)anthracene	<23 µg/kg	TM218		45.3 M	140 M	<23 M	<23 M	<23 M	<23 M
Benzo(g,h,i)perylene	<24 µg/kg	TM218		166 M	640 M	<24 M	<24 M	<24 M	<24 M
PAH, Total Detected USEPA 16	<118 µg/kg	TM218		2020	5190	<118	692	167	<118

CERTIFICATE OF ANALYSIS

SDG:	140702-94	**Location:**	Coed Darcy	**Order Number:**	CD0727
Job:	H_ATKINS_LDC-224	**Customer:**	Atkins Global Ltd	**Report Number:**	277967
Client Reference:	Site Wide Trial Pitting	**Attention:**	Jack Lowrie	**Superseded Report:**	

PAH by GCMS

Results Legend	
#	ISO17025 accredited.
M	*m*CERTS accredited.
aq	Aqueous / settled sample.
diss.filt	Dissolved / filtered sample.
tot.unfilt	Total / unfiltered sample.
*	Subcontracted test.
**	% recovery of the surrogate standard to check the efficiency of the method. The results of individual compounds within samples aren't corrected for the recovery
(F)	Trigger breach confirmed
1-5&+§@	Sample deviation (see appendix)

Component	LOD/Units	Method	Customer Sample R	IP376	IP376	IP376	IP377	IP377	IP377
			Depth (m)	2.50	3.50	4.50	0.50	0.70	1.50
			Sample Type	Soil/Solid	Soil/Solid	Soil/Solid	Soil/Solid	Soil/Solid	Soil/Solid
			Date Sampled	30/06/2014	30/06/2014	30/06/2014	30/06/2014	30/06/2014	30/06/2014
			Sample Time	.	.	.	.	.	.
			Date Received	02/07/2014	02/07/2014	02/07/2014	02/07/2014	02/07/2014	02/07/2014
			SDG Ref	140702-94	140702-94	140702-94	140702-94	140702-94	140702-94
			Lab Sample No.(s)	9545166	9545214	9545263	9544885	9544893	9544898
			AGS Reference						
Naphthalene-d8 % recovery**	%	TM218		82.6	84.7	82.9	91.7	103	98
Acenaphthene-d10 % recovery**	%	TM218		79.1	81.2	79	90.7	102	96.8
Phenanthrene-d10 % recovery**	%	TM218		75.4	77.5	75.2	87.1	91.6	95.8
Chrysene-d12 % recovery**	%	TM218		79.9	82.7	79.2	85.4	69.2	93.7
Perylene-d12 % recovery**	%	TM218		75.1	78.9	76.2	88.9	58.3	94.6
Naphthalene	<9 µg/kg	TM218		<9 M	<9 M	<9 M	33.7 M	343 M	15.9 M
Acenaphthylene	<12 µg/kg	TM218		<12 M	<12 M	<12 M	40.4 M	95.1 M	<12 M
Acenaphthene	<8 µg/kg	TM218		<8 M	<8 M	<8 M	<8 M	<8 M	<8 M
Fluorene	<10 µg/kg	TM218		<10 M	<10 M	<10 M	<10 M	18.5 M	<10 M
Phenanthrene	<15 µg/kg	TM218		57.7 M	33.2 M	27.9 M	119 M	603 M	60.6 M
Anthracene	<16 µg/kg	TM218		<16 M	<16 M	<16 M	21.1 M	59.1 M	<16 M
Fluoranthene	<17 µg/kg	TM218		<17 M	<17 M	<17 M	229 M	1480 M	20 M
Pyrene	<15 µg/kg	TM218		<15 M	<15 M	<15 M	174 M	969 M	<15 M
Benz(a)anthracene	<14 µg/kg	TM218		22.2 M	20.3 M	15.6 M	142 M	455 M	23.8 M
Chrysene	<10 µg/kg	TM218		31.2 M	18.6 M	17.8 M	180 M	709 M	38.6 M
Benzo(b)fluoranthene	<15 µg/kg	TM218		31.1 M	17.9 M	18.1 M	356 M	738 M	25.8 M
Benzo(k)fluoranthene	<14 µg/kg	TM218		<14 M	<14 M	<14 M	103 M	252 M	<14 M
Benzo(a)pyrene	<15 µg/kg	TM218		<15 M	<15 M	<15 M	162 M	334 M	<15 M
Indeno(1,2,3-cd)pyrene	<18 µg/kg	TM218		<18 M	<18 M	<18 M	151 M	194 M	<18 M
Dibenzo(a,h)anthracene	<23 µg/kg	TM218		<23 M	<23 M	<23 M	44.2 M	59.6 M	<23 M
Benzo(g,h,i)perylene	<24 µg/kg	TM218		<24 M	<24 M	<24 M	158 M	222 M	<24 M
PAH, Total Detected USEPA 16	<118 µg/kg	TM218		142	<118	<118	1910	6530	185

CERTIFICATE OF ANALYSIS

SDG:	140702-94	**Location:**	Coed Darcy	**Order Number:**	CD0727
Job:	H_ATKINS_LDC-224	**Customer:**	Atkins Global Ltd	**Report Number:**	277967
Client Reference:	Site Wide Trial Pitting	**Attention:**	Jack Lowrie	**Superseded Report:**	

PAH by GCMS

Results Legend	
#	ISO17025 accredited.
M	*m*CERTS accredited.
aq	Aqueous / settled sample.
diss.filt	Dissolved / filtered sample.
tot.unfilt	Total / unfiltered sample.
*	Subcontracted test.
**	% recovery of the surrogate standard to check the efficiency of the method. The results of individual compounds within samples aren't corrected for the recovery
(F)	Trigger breach confirmed
1-5&+§@	Sample deviation (see appendix)

Component	LOD/Units	Method	Customer Sample R	IP377	IP377	IP378	IP378	IP378	IP378
			Depth (m)	2.50	3.50	0.50	1.50	2.50	3.50
			Sample Type	Soil/Solid	Soil/Solid	Soil/Solid	Soil/Solid	Soil/Solid	Soil/Solid
			Date Sampled	30/06/2014	30/06/2014	30/06/2014	30/06/2014	30/06/2014	30/06/2014
			Sample Time	.	.	.	.	.	.
			Date Received	02/07/2014	02/07/2014	02/07/2014	02/07/2014	02/07/2014	02/07/2014
			SDG Ref	140702-94	140702-94	140702-94	140702-94	140702-94	140702-94
			Lab Sample No.(s)	9544902	9544907	9544928	9544933	9544943	9544947
			AGS Reference						
Naphthalene-d8 % recovery**	%	TM218		84.8	96.7	97.2	84.1	110	110
Acenaphthene-d10 % recovery**	%	TM218		81	97.4	96	79.8	109	110
Phenanthrene-d10 % recovery**	%	TM218		77.2	95.6	93.7	76.6	107	108
Chrysene-d12 % recovery**	%	TM218		80.9	94.8	90.6	81.5	107	108
Perylene-d12 % recovery**	%	TM218		78.2	103	93	78.3	101	103
Naphthalene	<9 µg/kg	TM218		<9 M	15.8 M	26.8 M	13.2 M	170 M	200 M
Acenaphthylene	<12 µg/kg	TM218		<12 M	<12 M	16.2 M	<12 M	<12 M	17.2 M
Acenaphthene	<8 µg/kg	TM218		<8 M	<8 M	<8 M	<8 M	15.3 M	22.4 M
Fluorene	<10 µg/kg	TM218		<10 M	<10 M	<10 M	<10 M	20.8 M	30.7 M
Phenanthrene	<15 µg/kg	TM218		20.3 M	72.8 M	91.9 M	48.6 M	129 M	130 M
Anthracene	<16 µg/kg	TM218		<16 M	<16 M	<16 M	<16 M	<16 M	<16 M
Fluoranthene	<17 µg/kg	TM218		<17 M	29.9 M	82.7 M	40 M	27.3 M	<17 M
Pyrene	<15 µg/kg	TM218		<15 M	19.5 M	60.9 M	27.8 M	<15 M	<15 M
Benz(a)anthracene	<14 µg/kg	TM218		18.5 M	38 M	59.6 M	32 M	<14 M	<14 M
Chrysene	<10 µg/kg	TM218		13.8 M	46.2 M	93 M	50.3 M	62.6 M	49.3 M
Benzo(b)fluoranthene	<15 µg/kg	TM218		<15 M	57.5 M	151 M	56 M	42.1 M	25.1 M
Benzo(k)fluoranthene	<14 µg/kg	TM218		<14 M	15.4 M	46 M	18.2 M	<14 M	<14 M
Benzo(a)pyrene	<15 µg/kg	TM218		<15 M	20.3 M	51.8 M	21.1 M	<15 M	<15 M
Indeno(1,2,3-cd)pyrene	<18 µg/kg	TM218		<18 M	<18 M	56.3 M	<18 M	<18 M	<18 M
Dibenzo(a,h)anthracene	<23 µg/kg	TM218		<23 M	<23 M	<23 M	<23 M	<23 M	<23 M
Benzo(g,h,i)perylene	<24 µg/kg	TM218		<24 M	<24 M	64.1 M	<24 M	<24 M	<24 M
PAH, Total Detected USEPA 16	<118 µg/kg	TM218		<118	315	800	307	468	475

CERTIFICATE OF ANALYSIS

SDG:	140702-94	**Location:**	Coed Darcy	**Order Number:**	CD0727
Job:	H_ATKINS_LDC-224	**Customer:**	Atkins Global Ltd	**Report Number:**	277967
Client Reference:	Site Wide Trial Pitting	**Attention:**	Jack Lowrie	**Superseded Report:**	

PAH by GCMS

Results Legend	
#	ISO17025 accredited.
M	*m*CERTS accredited.
aq	Aqueous / settled sample.
diss.filt	Dissolved / filtered sample.
tot.unfilt	Total / unfiltered sample.
*	Subcontracted test.
**	% recovery of the surrogate standard to check the efficiency of the method. The results of individual compounds within samples aren't corrected for the recovery
(F)	Trigger breach confirmed
1-5&+§@	Sample deviation (see appendix)

Component	LOD/Units	Method	Customer Sample R	IP379	IP380	IP382	IP383	IP391	IP391
			Depth (m)	0.50	0.50	0.50	0.50	0.50	1.50
			Sample Type	Soil/Solid	Soil/Solid	Soil/Solid	Soil/Solid	Soil/Solid	Soil/Solid
			Date Sampled	30/06/2014	30/06/2014	30/06/2014	30/06/2014	30/06/2014	30/06/2014
			Sample Time	.	.	.	.	.	.
			Date Received	02/07/2014	02/07/2014	02/07/2014	02/07/2014	02/07/2014	02/07/2014
			SDG Ref	140702-94	140702-94	140702-94	140702-94	140702-94	140702-94
			Lab Sample No.(s)	9544837	9544841	9544889	9544938	9545312	9545364
			AGS Reference						
Naphthalene-d8 % recovery**	%	TM218		99.3	97.1	92	96.9	91.1	101
Acenaphthene-d10 % recovery**	%	TM218		94.5	95.4	90.1	95.5	89.9	96.4
Phenanthrene-d10 % recovery**	%	TM218		92.8	93.5	86.9	93.4	88.2	93.5
Chrysene-d12 % recovery**	%	TM218		86.7	83.6	86.9	93.1	91.9	91.6
Perylene-d12 % recovery**	%	TM218		86.6	86.9	94.9	96.2	105	86.3
Naphthalene	<9 µg/kg	TM218		9.92 M	10.3 #	10.1 M	12.6 M	<9 M	<9 M
Acenaphthylene	<12 µg/kg	TM218		<12 M	<12 #	<12 M	128 M	<12 M	<12 M
Acenaphthene	<8 µg/kg	TM218		<8 M	<8 #	<8 M	<8 M	<8 M	<8 M
Fluorene	<10 µg/kg	TM218		<10 M	<10 #	<10 M	17.3 M	<10 M	<10 M
Phenanthrene	<15 µg/kg	TM218		71.8 M	66.7 #	46.5 M	951 M	71 M	52.6 M
Anthracene	<16 µg/kg	TM218		<16 M	<16 #	<16 M	174 M	<16 M	<16 M
Fluoranthene	<17 µg/kg	TM218		<17 M	50.4 #	45.1 M	2670 M	20.9 M	<17 M
Pyrene	<15 µg/kg	TM218		<15 M	36.8 #	35.8 M	1760 M	<15 M	<15 M
Benz(a)anthracene	<14 µg/kg	TM218		19 M	26.5 #	37.2 M	1060 M	20.4 M	<14 M
Chrysene	<10 µg/kg	TM218		38.8 M	55.4 #	45.9 M	928 M	28.4 M	<10 M
Benzo(b)fluoranthene	<15 µg/kg	TM218		29.6 M	58.1 #	56.2 M	1340 M	40.7 M	<15 M
Benzo(k)fluoranthene	<14 µg/kg	TM218		<14 M	16.5 #	24.1 M	518 M	<14 M	<14 M
Benzo(a)pyrene	<15 µg/kg	TM218		<15 M	25.7 #	30.9 M	898 M	<15 M	<15 M
Indeno(1,2,3-cd)pyrene	<18 µg/kg	TM218		<18 M	20.7 #	28.4 M	530 M	<18 M	<18 M
Dibenzo(a,h)anthracene	<23 µg/kg	TM218		<23 M	<23 #	<23 M	143 M	<23 M	<23 M
Benzo(g,h,i)perylene	<24 µg/kg	TM218		<24 M	<24 #	37.4 M	552 M	<24 M	<24 M
PAH, Total Detected USEPA 16	<118 µg/kg	TM218		169	367	398	11700	181	<118

CERTIFICATE OF ANALYSIS

SDG:	140702-94	**Location:**	Coed Darcy	**Order Number:**	CD0727
Job:	H_ATKINS_LDC-224	**Customer:**	Atkins Global Ltd	**Report Number:**	277967
Client Reference:	Site Wide Trial Pitting	**Attention:**	Jack Lowrie	**Superseded Report:**	

PAH by GCMS

Results Legend	
#	ISO17025 accredited.
M	*m*CERTS accredited.
aq	Aqueous / settled sample.
diss.filt	Dissolved / filtered sample.
tot.unfilt	Total / unfiltered sample.
*	Subcontracted test.
**	% recovery of the surrogate standard to check the efficiency of the method. The results of individual compounds within samples aren't corrected for the recovery
(F)	Trigger breach confirmed
1-5&+§@	Sample deviation (see appendix)

Component	LOD/Units	Method	Customer Sample R	IP392	IP397	IPXXX	IPXXX	IPXXX	IPXXX
			Depth (m)	0.50	0.50	0.50	1.50	2.50	3.50
			Sample Type	Soil/Solid	Soil/Solid	Soil/Solid	Soil/Solid	Soil/Solid	Soil/Solid
			Date Sampled	30/06/2014	30/06/2014	30/06/2014	30/06/2014	30/06/2014	30/06/2014
			Sample Time	.	.	.	.	.	.
			Date Received	02/07/2014	02/07/2014	02/07/2014	02/07/2014	02/07/2014	02/07/2014
			SDG Ref	140702-94	140702-94	140702-94	140702-94	140702-94	140702-94
			Lab Sample No.(s)	9544988	9545030	9545452	9545457	9545461	9544846
			AGS Reference						
Naphthalene-d8 % recovery**	%	TM218		97.2	99.9	93	82.5	82.6	97.9
Acenaphthene-d10 % recovery**	%	TM218		92.2	97.7	91.2	78.8	79.1	96
Phenanthrene-d10 % recovery**	%	TM218		89	96.3	88.1	75.3	76.2	94.7
Chrysene-d12 % recovery**	%	TM218		85.4	95.6	85.8	79.1	80.2	89.5
Perylene-d12 % recovery**	%	TM218		83.6	98.6	86.7	74.7	78.4	89.2
Naphthalene	<9 µg/kg	TM218		59.4 M	42.8 M	<9 M	<9 M	<9 M	<9 M
Acenaphthylene	<12 µg/kg	TM218		32.1 M	39 M	<12 M	<12 M	<12 M	<12 M
Acenaphthene	<8 µg/kg	TM218		<8 M	22.3 M	<8 M	<8 M	<8 M	<8 M
Fluorene	<10 µg/kg	TM218		<10 M	22.4 M	<10 M	<10 M	<10 M	<10 M
Phenanthrene	<15 µg/kg	TM218		105 M	86.7 M	<15 M	<15 M	<15 M	75.2 M
Anthracene	<16 µg/kg	TM218		<16 M	<16 M	<16 M	<16 M	<16 M	81.5 M
Fluoranthene	<17 µg/kg	TM218		209 M	314 M	<17 M	<17 M	<17 M	<17 M
Pyrene	<15 µg/kg	TM218		160 M	221 M	<15 M	<15 M	<15 M	<15 M
Benz(a)anthracene	<14 µg/kg	TM218		110 M	150 M	21.9 M	18.6 M	16.1 M	22.7 M
Chrysene	<10 µg/kg	TM218		176 M	143 M	39.2 M	<10 M	11.5 M	36.8 M
Benzo(b)fluoranthene	<15 µg/kg	TM218		230 M	221 M	50.8 M	<15 M	<15 M	28.1 M
Benzo(k)fluoranthene	<14 µg/kg	TM218		91.4 M	82.1 M	<14 M	<14 M	<14 M	<14 M
Benzo(a)pyrene	<15 µg/kg	TM218		121 M	134 M	<15 M	<15 M	<15 M	<15 M
Indeno(1,2,3-cd)pyrene	<18 µg/kg	TM218		119 M	93.6 M	<18 M	<18 M	<18 M	<18 M
Dibenzo(a,h)anthracene	<23 µg/kg	TM218		31 M	<23 M	<23 M	<23 M	<23 M	<23 M
Benzo(g,h,i)perylene	<24 µg/kg	TM218		148 M	100 M	<24 M	<24 M	<24 M	<24 M
PAH, Total Detected USEPA 16	<118 µg/kg	TM218		1590	1670	<118	<118	<118	244

CERTIFICATE OF ANALYSIS

SDG:	140702-94	**Location:**	Coed Darcy	**Order Number:**	CD0727
Job:	H_ATKINS_LDC-224	**Customer:**	Atkins Global Ltd	**Report Number:**	277967
Client Reference:	Site Wide Trial Pitting	**Attention:**	Jack Lowrie	**Superseded Report:**	

TPH CWG (S)

Results Legend	
#	ISO17025 accredited.
M	*m*CERTS accredited.
aq	Aqueous / settled sample.
diss.filt	Dissolved / filtered sample.
tot.unfilt	Total / unfiltered sample.
*	Subcontracted test.
**	% recovery of the surrogate standard to check the efficiency of the method. The results of individual compounds within samples aren't corrected for the recovery
(F)	Trigger breach confirmed
1-5&+§@	Sample deviation (see appendix)

Component	LOD/Units	Method	Customer Sample R	IP021	IP021	IP021	IP021	IP021	IP022
			Depth (m)	0.50	1.50	2.50	4.00	4.75	0.50
			Sample Type	Soil/Solid	Soil/Solid	Soil/Solid	Soil/Solid	Soil/Solid	Soil/Solid
			Date Sampled	30/06/2014	30/06/2014	30/06/2014	30/06/2014	30/06/2014	30/06/2014
			Sample Time	.	.	.	.	.	.
			Date Received	02/07/2014	02/07/2014	02/07/2014	02/07/2014	02/07/2014	02/07/2014
			SDG Ref	140702-94	140702-94	140702-94	140702-94	140702-94	140702-94
			Lab Sample No.(s)	9545225	9545229	9545233	9545237	9545241	9545245
			AGS Reference						
GRO Surrogate % recovery**	%	TM089		90	88	92	107	98	81
GRO TOT (Moisture Corrected)	<44 µg/kg	TM089		<44 M	<176 M	127000 M	2210000 M	468000 M	<176 M
Methyl tertiary butyl ether (MTBE)	<5 µg/kg	TM089		<5 M	<20 M	<20 M	<100 M	<100 M	<20 M
Benzene	<10 µg/kg	TM089		<10 M	<40 M	<40 M	1120 M	<200 M	<40 M
Toluene	<2 µg/kg	TM089		<2 M	<8 M	<8 M	<40 M	<40 M	<8 M
Ethylbenzene	<3 µg/kg	TM089		<3 M	<12 M	<12 M	<60 M	<60 M	<12 M
m,p-Xylene	<6 µg/kg	TM089		<6 M	<24 M	<24 M	<120 M	<120 M	<24 M
o-Xylene	<3 µg/kg	TM089		<3 M	<12 M	<12 M	<60 M	<60 M	<12 M
sum of detected mpo xylene by GC	<9 µg/kg	TM089		<9	<9	<9	<9	<9	<9
sum of detected BTEX by GC	<24 µg/kg	TM089		<24	<24	<24	1120	<24	<24
Aliphatics >C5-C6	<10 µg/kg	TM089		<10	<40	<40	22900	4610	<40
Aliphatics >C6-C8	<10 µg/kg	TM089		<10	<40	1760	588000	105000	<40
Aliphatics >C8-C10	<10 µg/kg	TM089		<10	<40	29300	671000	143000	<40
Aliphatics >C10-C12	<10 µg/kg	TM089		<10	<40	45600	289000	71800	<40
Aliphatics >C12-C16	<100 µg/kg	TM173		1930	4750	5180	89100	11800	9180
Aliphatics >C16-C21	<100 µg/kg	TM173		7120	14000	1930	<100	<100	95900
Aliphatics >C21-C35	<100 µg/kg	TM173		4120	7780	<100	<100	<100	84800
Aliphatics >C35-C44	<100 µg/kg	TM173		<100	1900	<100	<100	<100	13000
Total Aliphatics >C12-C44	<100 µg/kg	TM173		13200	28400	7110	89100	11800	203000
Aromatics >EC5-EC7	<10 µg/kg	TM089		<10	<40	<40	1120	<200	<40
Aromatics >EC7-EC8	<10 µg/kg	TM089		<10	<40	<40	<200	<200	<40
Aromatics >EC8-EC10	<10 µg/kg	TM089		<10	<40	19500	447000	95300	<40
Aromatics >EC10-EC12	<10 µg/kg	TM089		<10	<40	30400	193000	47800	<40
Aromatics >EC12-EC16	<100 µg/kg	TM173		<100	<100	<100	6250	838	604
Aromatics >EC16-EC21	<100 µg/kg	TM173		<100	<100	<100	<100	646	8370
Aromatics >EC21-EC35	<100 µg/kg	TM173		<100	<100	<100	<100	343	41000
Aromatics >EC35-EC44	<100 µg/kg	TM173		<100	<100	<100	<100	<100	16100
Aromatics >EC40-EC44	<100 µg/kg	TM173		<100	<100	<100	<100	<100	6510
Total Aromatics >EC12-EC44	<100 µg/kg	TM173		<100	<100	<100	6250	1830	66000
Total Aliphatics & Aromatics >C5-C44	<100 µg/kg	TM173		13200	28500	134000	2310000	481000	269000

CERTIFICATE OF ANALYSIS

SDG:	140702-94	**Location:**	Coed Darcy	**Order Number:**	CD0727
Job:	H_ATKINS_LDC-224	**Customer:**	Atkins Global Ltd	**Report Number:**	277967
Client Reference:	Site Wide Trial Pitting	**Attention:**	Jack Lowrie	**Superseded Report:**	

TPH CWG (S)

Results Legend	
#	ISO17025 accredited.
M	*m*CERTS accredited.
aq	Aqueous / settled sample.
diss.filt	Dissolved / filtered sample.
tot.unfilt	Total / unfiltered sample.
*	Subcontracted test.
**	% recovery of the surrogate standard to check the efficiency of the method. The results of individual compounds within samples aren't corrected for the recovery
(F)	Trigger breach confirmed
1-5&+§@	Sample deviation (see appendix)

Component	LOD/Units	Method	Customer Sample R	IP022	IP022	IP022	IP050	IP050	IP050
			Depth (m)	1.50	2.50	3.50	0.50	1.20	2.50
			Sample Type	Soil/Solid	Soil/Solid	Soil/Solid	Soil/Solid	Soil/Solid	Soil/Solid
			Date Sampled	30/06/2014	30/06/2014	30/06/2014	30/06/2014	30/06/2014	30/06/2014
			Sample Time	.	.	.	.	.	.
			Date Received	02/07/2014	02/07/2014	02/07/2014	02/07/2014	02/07/2014	02/07/2014
			SDG Ref	140702-94	140702-94	140702-94	140702-94	140702-94	140702-94
			Lab Sample No.(s)	9545250	9545254	9545259	9545268	9545272	9545277
			AGS Reference						
GRO Surrogate % recovery**	%	TM089		89	87	85	94	87	89
GRO TOT (Moisture Corrected)	<44 µg/kg	TM089		18900 M	<176 M	33800 M	<176 M	249 M	<176 M
Methyl tertiary butyl ether (MTBE)	<5 µg/kg	TM089		<20 M	<20 M	24.6 M	<20 M	<20 M	<20 M
Benzene	<10 µg/kg	TM089		<40 M	<40 M	<40 M	<40 M	<40 M	<40 M
Toluene	<2 µg/kg	TM089		<8 M	<8 M	<8 M	<8 M	<8 M	<8 M
Ethylbenzene	<3 µg/kg	TM089		<12 M	<12 M	<12 M	<12 M	<12 M	<12 M
m,p-Xylene	<6 µg/kg	TM089		<24 M	<24 M	<24 M	<24 M	<24 M	<24 M
o-Xylene	<3 µg/kg	TM089		<12 M	<12 M	<12 M	<12 M	<12 M	<12 M
sum of detected mpo xylene by GC	<9 µg/kg	TM089		<9	<9	<9	<9	<9	<9
sum of detected BTEX by GC	<24 µg/kg	TM089		<24	<24	<24	<24	<24	<24
Aliphatics >C5-C6	<10 µg/kg	TM089		<40	<40	<40	<40	<40	<40
Aliphatics >C6-C8	<10 µg/kg	TM089		122	<40	5070	<40	<40	<40
Aliphatics >C8-C10	<10 µg/kg	TM089		1900	<40	10400	<40	49.1	<40
Aliphatics >C10-C12	<10 µg/kg	TM089		9360	<40	6810	<40	80.7	<40
Aliphatics >C12-C16	<100 µg/kg	TM173		535	<100	<100	8130	<100	<100
Aliphatics >C16-C21	<100 µg/kg	TM173		<100	<100	<100	74200	<100	<100
Aliphatics >C21-C35	<100 µg/kg	TM173		3250	<100	<100	144000	<100	<100
Aliphatics >C35-C44	<100 µg/kg	TM173		<100	<100	<100	20300	<100	<100
Total Aliphatics >C12-C44	<100 µg/kg	TM173		3790	<100	<100	247000	<100	<100
Aromatics >EC5-EC7	<10 µg/kg	TM089		<40	<40	41.4	<40	<40	<40
Aromatics >EC7-EC8	<10 µg/kg	TM089		<40	<40	<40	<40	<40	<40
Aromatics >EC8-EC10	<10 µg/kg	TM089		1260	<40	6920	<40	<40	<40
Aromatics >EC10-EC12	<10 µg/kg	TM089		6240	<40	4540	<40	53.8	<40
Aromatics >EC12-EC16	<100 µg/kg	TM173		<100	<100	<100	1300	<100	<100
Aromatics >EC16-EC21	<100 µg/kg	TM173		<100	<100	<100	28800	1420	<100
Aromatics >EC21-EC35	<100 µg/kg	TM173		<100	<100	<100	134000	5160	<100
Aromatics >EC35-EC44	<100 µg/kg	TM173		<100	<100	<100	34200	1190	<100
Aromatics >EC40-EC44	<100 µg/kg	TM173		260	<100	<100	11600	<100	<100
Total Aromatics >EC12-EC44	<100 µg/kg	TM173		<100	<100	<100	199000	7760	<100
Total Aliphatics & Aromatics >C5-C44	<100 µg/kg	TM173		22700	<100	33800	446000	8010	<100

CERTIFICATE OF ANALYSIS

SDG:	140702-94	**Location:**	Coed Darcy	**Order Number:**	CD0727
Job:	H_ATKINS_LDC-224	**Customer:**	Atkins Global Ltd	**Report Number:**	277967
Client Reference:	Site Wide Trial Pitting	**Attention:**	Jack Lowrie	**Superseded Report:**	

TPH CWG (S)

Results Legend	
#	ISO17025 accredited.
M	*m*CERTS accredited.
aq	Aqueous / settled sample.
diss.filt	Dissolved / filtered sample.
tot.unfilt	Total / unfiltered sample.
*	Subcontracted test.
**	% recovery of the surrogate standard to check the efficiency of the method. The results of individual compounds within samples aren't corrected for the recovery
(F)	Trigger breach confirmed
1-5&+§@	Sample deviation (see appendix)

Component	LOD/Units	Method	Customer Sample R	IP052	IP052	IP052	IP088	IP088	IP088
			Depth (m)	0.50	1.00	2.00	0.20	0.50	1.50
			Sample Type	Soil/Solid	Soil/Solid	Soil/Solid	Soil/Solid	Soil/Solid	Soil/Solid
			Date Sampled	30/06/2014	30/06/2014	30/06/2014	30/06/2014	30/06/2014	30/06/2014
			Sample Time	.	.	.	.	.	.
			Date Received	02/07/2014	02/07/2014	02/07/2014	02/07/2014	02/07/2014	02/07/2014
			SDG Ref	140702-94	140702-94	140702-94	140702-94	140702-94	140702-94
			Lab Sample No.(s)	9545281	9545286	9545291	9545296	9545300	9545304
			AGS Reference						
GRO Surrogate % recovery**	%	TM089		84	87	88	84	94	88
GRO TOT (Moisture Corrected)	<44 µg/kg	TM089		<176 M	<176 M	<176 M	1500 M	<176 M	<176 M
Methyl tertiary butyl ether (MTBE)	<5 µg/kg	TM089		<20 M	<20 M	<20 M	<100 M	<20 M	<20 M
Benzene	<10 µg/kg	TM089		<40 M	<40 M	<40 M	<200 M	<40 M	<40 M
Toluene	<2 µg/kg	TM089		<8 M	<8 M	<8 M	<40 M	<8 M	<8 M
Ethylbenzene	<3 µg/kg	TM089		<12 M	<12 M	<12 M	<60 M	<12 M	<12 M
m,p-Xylene	<6 µg/kg	TM089		<24 M	<24 M	<24 M	<120 M	<24 M	<24 M
o-Xylene	<3 µg/kg	TM089		<12 M	<12 M	<12 M	<60 M	<12 M	<12 M
sum of detected mpo xylene by GC	<9 µg/kg	TM089		<9	<9	<9	<9	<9	<9
sum of detected BTEX by GC	<24 µg/kg	TM089		<24	<24	<24	<24	<24	<24
Aliphatics >C5-C6	<10 µg/kg	TM089		<40	<40	<40	<200	<40	<40
Aliphatics >C6-C8	<10 µg/kg	TM089		<40	<40	<40	<200	<40	<40
Aliphatics >C8-C10	<10 µg/kg	TM089		<40	<40	<40	351	<40	<40
Aliphatics >C10-C12	<10 µg/kg	TM089		<40	<40	<40	402	<40	<40
Aliphatics >C12-C16	<100 µg/kg	TM173		<100	<100	<100	73000	2120	<100
Aliphatics >C16-C21	<100 µg/kg	TM173		15200	<100	<100	548000	15300	4470
Aliphatics >C21-C35	<100 µg/kg	TM173		43300	421	<100	1050000	26200	8010
Aliphatics >C35-C44	<100 µg/kg	TM173		2890	<100	<100	135000	1150	<100
Total Aliphatics >C12-C44	<100 µg/kg	TM173		61300	421	<100	1810000	44700	12500
Aromatics >EC5-EC7	<10 µg/kg	TM089		<40	<40	<40	<200	<40	<40
Aromatics >EC7-EC8	<10 µg/kg	TM089		<40	<40	<40	<200	<40	<40
Aromatics >EC8-EC10	<10 µg/kg	TM089		<40	<40	<40	234	<40	<40
Aromatics >EC10-EC12	<10 µg/kg	TM089		<40	<40	<40	269	<40	<40
Aromatics >EC12-EC16	<100 µg/kg	TM173		506	<100	<100	20200	700	<100
Aromatics >EC16-EC21	<100 µg/kg	TM173		4830	<100	<100	314000	10900	1970
Aromatics >EC21-EC35	<100 µg/kg	TM173		32600	<100	<100	1100000	23200	8370
Aromatics >EC35-EC44	<100 µg/kg	TM173		10600	<100	<100	256000	6490	<100
Aromatics >EC40-EC44	<100 µg/kg	TM173		4270	<100	<100	92500	3170	<100
Total Aromatics >EC12-EC44	<100 µg/kg	TM173		48600	<100	<100	1690000	41300	10300
Total Aliphatics & Aromatics >C5-C44	<100 µg/kg	TM173		110000	421	<100	3500000	86000	22800

CERTIFICATE OF ANALYSIS

SDG:	140702-94	**Location:**	Coed Darcy	**Order Number:**	CD0727
Job:	H_ATKINS_LDC-224	**Customer:**	Atkins Global Ltd	**Report Number:**	277967
Client Reference:	Site Wide Trial Pitting	**Attention:**	Jack Lowrie	**Superseded Report:**	

TPH CWG (S)

Results Legend	
#	ISO17025 accredited.
M	*m*CERTS accredited.
aq	Aqueous / settled sample.
diss.filt	Dissolved / filtered sample.
tot.unfilt	Total / unfiltered sample.
*	Subcontracted test.
**	% recovery of the surrogate standard to check the efficiency of the method. The results of individual compounds within samples aren't corrected for the recovery
(F)	Trigger breach confirmed
1-5&+§@	Sample deviation (see appendix)

Component	LOD/Units	Method	Customer Sample R	IP088	IP088	IP101	IP139	IP139	IP144
			Depth (m)	2.50	3.50	0.50	0.50	1.50	0.50
			Sample Type	Soil/Solid	Soil/Solid	Soil/Solid	Soil/Solid	Soil/Solid	Soil/Solid
			Date Sampled	30/06/2014	30/06/2014	30/06/2014	30/06/2014	30/06/2014	30/06/2014
			Sample Time	.	.	.	.	.	.
			Date Received	02/07/2014	02/07/2014	02/07/2014	02/07/2014	02/07/2014	02/07/2014
			SDG Ref	140702-94	140702-94	140702-94	140702-94	140702-94	140702-94
			Lab Sample No.(s)	9545308	9545316	9545026	9545135	9545140	9545145
			AGS Reference						
GRO Surrogate % recovery**	%	TM089		89	82	108	107	94	96
GRO TOT (Moisture Corrected)	<44 µg/kg	TM089		<176 M	<176 M	<176 M	262 M	5610 #	<176 M
Methyl tertiary butyl ether (MTBE)	<5 µg/kg	TM089		<20 M	<20 M	<20 M	<20 M	<20 #	<20 M
Benzene	<10 µg/kg	TM089		<40 M	<40 M	<40 M	<40 M	<40 #	<40 M
Toluene	<2 µg/kg	TM089		<8 M	<8 M	<8 M	<8 M	<8 #	<8 M
Ethylbenzene	<3 µg/kg	TM089		<12 M	<12 M	<12 M	<12 M	22.2 #	<12 M
m,p-Xylene	<6 µg/kg	TM089		<24 M	<24 M	<24 M	<24 M	<24 #	<24 M
o-Xylene	<3 µg/kg	TM089		<12 M	<12 M	<12 M	<12 M	19.9 #	<12 M
sum of detected mpo xylene by GC	<9 µg/kg	TM089		<9	<9	<9	<9	19.9	<36
sum of detected BTEX by GC	<24 µg/kg	TM089		<24	<24	<24	<24	42.1	<96
Aliphatics >C5-C6	<10 µg/kg	TM089		<40	<40	<40	<40	<40	<40
Aliphatics >C6-C8	<10 µg/kg	TM089		<40	<40	<40	70.7	3380	<40
Aliphatics >C8-C10	<10 µg/kg	TM089		<40	<40	<40	55.9	462	<40
Aliphatics >C10-C12	<10 µg/kg	TM089		<40	<40	<40	43.3	811	<40
Aliphatics >C12-C16	<100 µg/kg	TM173		177	<100	<100	1030	4670	<100
Aliphatics >C16-C21	<100 µg/kg	TM173		5320	<100	<100	15600	38800	<100
Aliphatics >C21-C35	<100 µg/kg	TM173		10500	<100	<100	38900	36000	<100
Aliphatics >C35-C44	<100 µg/kg	TM173		<100	<100	<100	5840	<100	<100
Total Aliphatics >C12-C44	<100 µg/kg	TM173		16000	<100	<100	61400	79500	<100
Aromatics >EC5-EC7	<10 µg/kg	TM089		<40	<40	<40	<40	<40	<40
Aromatics >EC7-EC8	<10 µg/kg	TM089		<40	<40	<40	<40	<40	<40
Aromatics >EC8-EC10	<10 µg/kg	TM089		<40	<40	<40	47.9	352	<40
Aromatics >EC10-EC12	<10 µg/kg	TM089		<40	<40	<40	<40	541	<40
Aromatics >EC12-EC16	<100 µg/kg	TM173		<100	<100	<100	<100	996	<100
Aromatics >EC16-EC21	<100 µg/kg	TM173		3360	<100	<100	6320	16900	<100
Aromatics >EC21-EC35	<100 µg/kg	TM173		13100	<100	881	32800	35300	1130
Aromatics >EC35-EC44	<100 µg/kg	TM173		3740	<100	2620	12800	7180	<100
Aromatics >EC40-EC44	<100 µg/kg	TM173		1530	<100	1660	5330	2740	<100
Total Aromatics >EC12-EC44	<100 µg/kg	TM173		20200	<100	3500	51800	60300	1130
Total Aliphatics & Aromatics >C5-C44	<100 µg/kg	TM173		36200	<100	3510	113000	145000	1140

CERTIFICATE OF ANALYSIS

SDG:	140702-94	**Location:**	Coed Darcy	**Order Number:**	CD0727
Job:	H_ATKINS_LDC-224	**Customer:**	Atkins Global Ltd	**Report Number:**	277967
Client Reference:	Site Wide Trial Pitting	**Attention:**	Jack Lowrie	**Superseded Report:**	

TPH CWG (S)

Results Legend	
#	ISO17025 accredited.
M	*m*CERTS accredited.
aq	Aqueous / settled sample.
diss.filt	Dissolved / filtered sample.
tot.unfilt	Total / unfiltered sample.
*	Subcontracted test.
**	% recovery of the surrogate standard to check the efficiency of the method. The results of individual compounds within samples aren't corrected for the recovery
(F)	Trigger breach confirmed
1-5&+§@	Sample deviation (see appendix)

Component	LOD/Units	Method	Customer Sample R	IP144	IP144	IP145	IP145	IP146	IP146
			Depth (m)	0.80	1.50	0.50	1.50	0.50	1.50
			Sample Type	Soil/Solid	Soil/Solid	Soil/Solid	Soil/Solid	Soil/Solid	Soil/Solid
			Date Sampled	30/06/2014	30/06/2014	30/06/2014	30/06/2014	30/06/2014	30/06/2014
			Sample Time	.	.	.	.	.	.
			Date Received	02/07/2014	02/07/2014	02/07/2014	02/07/2014	02/07/2014	02/07/2014
			SDG Ref	140702-94	140702-94	140702-94	140702-94	140702-94	140702-94
			Lab Sample No.(s)	9545150	9545154	9545124	9545131	9545110	9545119
			AGS Reference						
GRO Surrogate % recovery**	%	TM089		42	83	96	108	65	97
GRO TOT (Moisture Corrected)	<44 µg/kg	TM089		<176 M	<176 M	2140 M	481 M	4590 M	2310 M
Methyl tertiary butyl ether (MTBE)	<5 µg/kg	TM089		<20 M	<20 M	<20 M	<20 M	<20 M	<20 M
Benzene	<10 µg/kg	TM089		<40 M	<40 M	<40 M	<40 M	<40 M	<40 M
Toluene	<2 µg/kg	TM089		<8 M	<8 M	<8 M	<8 M	<8 M	<8 M
Ethylbenzene	<3 µg/kg	TM089		<12 M	<12 M	<12 M	<12 M	<12 M	<12 M
m,p-Xylene	<6 µg/kg	TM089		<24 M	<24 M	<24 M	<24 M	<24 M	<24 M
o-Xylene	<3 µg/kg	TM089		<12 M	<12 M	<12 M	<12 M	<12 M	<12 M
sum of detected mpo xylene by GC	<9 µg/kg	TM089		<36	<9	<9	<9	<36	<9
sum of detected BTEX by GC	<24 µg/kg	TM089		<96	<24	<24	<24	<96	<24
Aliphatics >C5-C6	<10 µg/kg	TM089		<40	<40	<40	<40	<40	<40
Aliphatics >C6-C8	<10 µg/kg	TM089		<40	<40	<40	101	104	<40
Aliphatics >C8-C10	<10 µg/kg	TM089		<40	<40	160	50.6	546	150
Aliphatics >C10-C12	<10 µg/kg	TM089		<40	<40	1090	150	2130	1230
Aliphatics >C12-C16	<100 µg/kg	TM173		11900	<100	95100	<100	23100	32900
Aliphatics >C16-C21	<100 µg/kg	TM173		122000	<100	350000	<100	116000	122000
Aliphatics >C21-C35	<100 µg/kg	TM173		176000	<100	425000	<100	193000	147000
Aliphatics >C35-C44	<100 µg/kg	TM173		23100	<100	47600	<100	22900	12800
Total Aliphatics >C12-C44	<100 µg/kg	TM173		334000	<100	917000	<100	354000	315000
Aromatics >EC5-EC7	<10 µg/kg	TM089		<40	<40	<40	<40	<40	<40
Aromatics >EC7-EC8	<10 µg/kg	TM089		<40	<40	<40	<40	<40	<40
Aromatics >EC8-EC10	<10 µg/kg	TM089		<40	<40	114	46.2	364	99.1
Aromatics >EC10-EC12	<10 µg/kg	TM089		<40	<40	723	100	1420	822
Aromatics >EC12-EC16	<100 µg/kg	TM173		2870	<100	32900	<100	10400	4160
Aromatics >EC16-EC21	<100 µg/kg	TM173		52200	<100	129000	1740	50700	32300
Aromatics >EC21-EC35	<100 µg/kg	TM173		169000	<100	171000	2750	85000	41000
Aromatics >EC35-EC44	<100 µg/kg	TM173		69300	<100	25400	1420	14000	1270
Aromatics >EC40-EC44	<100 µg/kg	TM173		23400	<100	8690	961	4350	<100
Total Aromatics >EC12-EC44	<100 µg/kg	TM173		293000	<100	358000	5910	160000	78700
Total Aliphatics & Aromatics >C5-C44	<100 µg/kg	TM173		627000	<100	1280000	6380	519000	396000

CERTIFICATE OF ANALYSIS

SDG:	140702-94	**Location:**	Coed Darcy	**Order Number:**	CD0727
Job:	H_ATKINS_LDC-224	**Customer:**	Atkins Global Ltd	**Report Number:**	277967
Client Reference:	Site Wide Trial Pitting	**Attention:**	Jack Lowrie	**Superseded Report:**	

TPH CWG (S)

Results Legend	
#	ISO17025 accredited.
M	*m*CERTS accredited.
aq	Aqueous / settled sample.
diss.filt	Dissolved / filtered sample.
tot.unfilt	Total / unfiltered sample.
*	Subcontracted test.
**	% recovery of the surrogate standard to check the efficiency of the method. The results of individual compounds within samples aren't corrected for the recovery
(F)	Trigger breach confirmed
1-5&+§@	Sample deviation (see appendix)

Component	LOD/Units	Method	Customer Sample R	IP149	IP149	IP149	IP149	IP149	IP167
			Depth (m)	0.50	1.50	2.50	3.50	4.50	0.50
			Sample Type	Soil/Solid	Soil/Solid	Soil/Solid	Soil/Solid	Soil/Solid	Soil/Solid
			Date Sampled	30/06/2014	30/06/2014	30/06/2014	30/06/2014	30/06/2014	30/06/2014
			Sample Time	.	.	.	.	.	.
			Date Received	02/07/2014	02/07/2014	02/07/2014	02/07/2014	02/07/2014	02/07/2014
			SDG Ref	140702-94	140702-94	140702-94	140702-94	140702-94	140702-94
			Lab Sample No.(s)	9545431	9545435	9545439	9545443	9545447	9545158
			AGS Reference						
GRO Surrogate % recovery**	%	TM089		89	84	99	71	50	114
GRO TOT (Moisture Corrected)	<44 µg/kg	TM089		26900 M	3670 M	153000 M	78600 M	22700 M	<176 M
Methyl tertiary butyl ether (MTBE)	<5 µg/kg	TM089		<5 M	58.8 M	<20 M	<20 M	<20 M	<20 M
Benzene	<10 µg/kg	TM089		17.6 M	<40 M	50.4 M	73.5 M	<40 M	<40 M
Toluene	<2 µg/kg	TM089		<2 M	<8 M	<8 M	<8 M	<8 M	<8 M
Ethylbenzene	<3 µg/kg	TM089		<3 M	<12 M	533 M	298 M	<12 M	<12 M
m,p-Xylene	<6 µg/kg	TM089		<6 M	<24 M	714 M	544 M	<24 M	<24 M
o-Xylene	<3 µg/kg	TM089		<3 M	<12 M	1950 M	105 M	<12 M	<12 M
sum of detected mpo xylene by GC	<9 µg/kg	TM089		<9	<9	2660	649	<9	<9
sum of detected BTEX by GC	<24 µg/kg	TM089		<24	<24	3240	1020	<24	<24
Aliphatics >C5-C6	<10 µg/kg	TM089		237	64.4	1150	1140	302	<40
Aliphatics >C6-C8	<10 µg/kg	TM089		5070	389	16600	7110	3820	<40
Aliphatics >C8-C10	<10 µg/kg	TM089		4770	373	26000	12500	5780	<40
Aliphatics >C10-C12	<10 µg/kg	TM089		8180	1510	53500	29100	5360	<40
Aliphatics >C12-C16	<100 µg/kg	TM173		43200	132000	331000	166000	4530	<100
Aliphatics >C16-C21	<100 µg/kg	TM173		28200	78800	189000	65600	1030	<100
Aliphatics >C21-C35	<100 µg/kg	TM173		16600	46400	141000	29100	<100	<100
Aliphatics >C35-C44	<100 µg/kg	TM173		1670	7280	15200	4430	<100	<100
Total Aliphatics >C12-C44	<100 µg/kg	TM173		89700	265000	677000	266000	5550	<100
Aromatics >EC5-EC7	<10 µg/kg	TM089		17.6	<40	50.4	73.5	<40	<40
Aromatics >EC7-EC8	<10 µg/kg	TM089		<10	<40	<40	<40	<40	<40
Aromatics >EC8-EC10	<10 µg/kg	TM089		3180	269	20500	9280	3850	<40
Aromatics >EC10-EC12	<10 µg/kg	TM089		5450	1000	35700	19400	3570	<40
Aromatics >EC12-EC16	<100 µg/kg	TM173		4980	46100	45100	37900	1280	<100
Aromatics >EC16-EC21	<100 µg/kg	TM173		5830	35600	54500	23300	1220	<100
Aromatics >EC21-EC35	<100 µg/kg	TM173		7570	38900	77800	25500	2130	1950
Aromatics >EC35-EC44	<100 µg/kg	TM173		222	7430	24400	5550	<100	<100
Aromatics >EC40-EC44	<100 µg/kg	TM173		<100	2600	10400	2340	<100	<100
Total Aromatics >EC12-EC44	<100 µg/kg	TM173		18600	128000	202000	92300	4630	1950
Total Aliphatics & Aromatics >C5-C44	<100 µg/kg	TM173		135000	396000	1030000	437000	32900	1980

CERTIFICATE OF ANALYSIS

SDG:	140702-94	**Location:**	Coed Darcy	**Order Number:**	CD0727
Job:	H_ATKINS_LDC-224	**Customer:**	Atkins Global Ltd	**Report Number:**	277967
Client Reference:	Site Wide Trial Pitting	**Attention:**	Jack Lowrie	**Superseded Report:**	

TPH CWG (S)

Results Legend	
#	ISO17025 accredited.
M	*m*CERTS accredited.
aq	Aqueous / settled sample.
diss.filt	Dissolved / filtered sample.
tot.unfilt	Total / unfiltered sample.
*	Subcontracted test.
**	% recovery of the surrogate standard to check the efficiency of the method. The results of individual compounds within samples aren't corrected for the recovery
(F)	Trigger breach confirmed
1-5&+§@	Sample deviation (see appendix)

Component	LOD/Units	Method	Customer Sample R	IP167	IP168	IP168	IP168	IP168	IP168
			Depth (m)	1.60	0.50	1.50	2.50	3.50	4.50
			Sample Type	Soil/Solid	Soil/Solid	Soil/Solid	Soil/Solid	Soil/Solid	Soil/Solid
			Date Sampled	30/06/2014	30/06/2014	30/06/2014	30/06/2014	30/06/2014	30/06/2014
			Sample Time	.	.	.	.	.	.
			Date Received	02/07/2014	02/07/2014	02/07/2014	02/07/2014	02/07/2014	02/07/2014
			SDG Ref	140702-94	140702-94	140702-94	140702-94	140702-94	140702-94
			Lab Sample No.(s)	9545162	9545405	9545410	9545415	9545423	9545427
			AGS Reference						
GRO Surrogate % recovery**	%	TM089		115	70	79	95	109	66
GRO TOT (Moisture Corrected)	<44 µg/kg	TM089		297 M	7470 M	37900 M	143000 M	93200 M	59200 M
Methyl tertiary butyl ether (MTBE)	<5 µg/kg	TM089		<20 M	<20 M	<20 M	<20 M	<25 M	<20 M
Benzene	<10 µg/kg	TM089		<40 M	<40 M	167 M	342 M	296 M	3470 M
Toluene	<2 µg/kg	TM089		<8 M	<8 M	20.2 M	<8 M	<10 M	260 M
Ethylbenzene	<3 µg/kg	TM089		<12 M	<12 M	175 M	595 M	<15 M	489 M
m,p-Xylene	<6 µg/kg	TM089		<24 M	<24 M	685 M	1570 M	<30 M	901 M
o-Xylene	<3 µg/kg	TM089		<12 M	<12 M	401 M	1650 M	<15 M	794 M
sum of detected mpo xylene by GC	<9 µg/kg	TM089		<9	<9	1090	3220	<9	1700
sum of detected BTEX by GC	<24 µg/kg	TM089		<24	<24	1450	4160	296	5920
Aliphatics >C5-C6	<10 µg/kg	TM089		<40	134	740	2570	834	2440
Aliphatics >C6-C8	<10 µg/kg	TM089		<40	915	4780	27000	12600	14400
Aliphatics >C8-C10	<10 µg/kg	TM089		<40	1570	7100	24400	19000	9160
Aliphatics >C10-C12	<10 µg/kg	TM089		149	2270	11400	41300	28600	12700
Aliphatics >C12-C16	<100 µg/kg	TM173		<100	34000	93700	163000	134000	45200
Aliphatics >C16-C21	<100 µg/kg	TM173		<100	146000	368000	88000	65300	23000
Aliphatics >C21-C35	<100 µg/kg	TM173		<100	170000	437000	51200	36100	11700
Aliphatics >C35-C44	<100 µg/kg	TM173		<100	18900	39200	5940	5600	1950
Total Aliphatics >C12-C44	<100 µg/kg	TM173		<100	369000	938000	308000	241000	81800
Aromatics >EC5-EC7	<10 µg/kg	TM089		<40	<40	167	342	296	3470
Aromatics >EC7-EC8	<10 µg/kg	TM089		<40	<40	<40	<40	<50	260
Aromatics >EC8-EC10	<10 µg/kg	TM089		<40	1050	6000	20100	12700	8290
Aromatics >EC10-EC12	<10 µg/kg	TM089		99.7	1510	7630	27600	19100	8450
Aromatics >EC12-EC16	<100 µg/kg	TM173		<100	7230	47500	51400	42000	13800
Aromatics >EC16-EC21	<100 µg/kg	TM173		<100	54700	186000	33600	23600	8450
Aromatics >EC21-EC35	<100 µg/kg	TM173		<100	79500	193000	37600	26300	10800
Aromatics >EC35-EC44	<100 µg/kg	TM173		<100	12100	28600	6720	4510	<100
Aromatics >EC40-EC44	<100 µg/kg	TM173		<100	4090	10900	1840	1330	<100
Total Aromatics >EC12-EC44	<100 µg/kg	TM173		<100	154000	455000	129000	96400	33000
Total Aliphatics & Aromatics >C5-C44	<100 µg/kg	TM173		296	530000	1430000	580000	431000	174000

CERTIFICATE OF ANALYSIS

SDG:	140702-94	**Location:**	Coed Darcy	**Order Number:**	CD0727
Job:	H_ATKINS_LDC-224	**Customer:**	Atkins Global Ltd	**Report Number:**	277967
Client Reference:	Site Wide Trial Pitting	**Attention:**	Jack Lowrie	**Superseded Report:**	

TPH CWG (S)

Results Legend	
#	ISO17025 accredited.
M	*m*CERTS accredited.
aq	Aqueous / settled sample.
diss.filt	Dissolved / filtered sample.
tot.unfilt	Total / unfiltered sample.
*	Subcontracted test.
**	% recovery of the surrogate standard to check the efficiency of the method. The results of individual compounds within samples aren't corrected for the recovery
(F)	Trigger breach confirmed
1-5&+§@	Sample deviation (see appendix)

Component	LOD/Units	Method	Customer Sample R	IP170	IP170	IP177	IP177	IP177	IP177
			Depth (m)	0.50	1.60	0.50	1.50	2.50	3.50
			Sample Type	Soil/Solid	Soil/Solid	Soil/Solid	Soil/Solid	Soil/Solid	Soil/Solid
			Date Sampled	30/06/2014	30/06/2014	30/06/2014	30/06/2014	30/06/2014	30/06/2014
			Sample Time	.	.	.	.	.	.
			Date Received	02/07/2014	02/07/2014	02/07/2014	02/07/2014	02/07/2014	02/07/2014
			SDG Ref	140702-94	140702-94	140702-94	140702-94	140702-94	140702-94
			Lab Sample No.(s)	9545102	9545106	9545080	9545084	9545088	9545092
			AGS Reference						
GRO Surrogate % recovery**	%	TM089		101	108	93	66	110	100
GRO TOT (Moisture Corrected)	<44 µg/kg	TM089		316 M	495 M	3510 M	6260 M	17400 M	29800 M
Methyl tertiary butyl ether (MTBE)	<5 µg/kg	TM089		<20 M	<20 M	<20 M	<20 M	<20 M	<20 M
Benzene	<10 µg/kg	TM089		<40 M	<40 M	<40 M	<40 M	<40 M	<40 M
Toluene	<2 µg/kg	TM089		<8 M	<8 M	<8 M	<8 M	<8 M	<8 M
Ethylbenzene	<3 µg/kg	TM089		<12 M	<12 M	<12 M	<12 M	<12 M	<12 M
m,p-Xylene	<6 µg/kg	TM089		<24 M	<24 M	<24 M	<24 M	<24 M	<24 M
o-Xylene	<3 µg/kg	TM089		<12 M	<12 M	<12 M	<12 M	<12 M	<12 M
sum of detected mpo xylene by GC	<9 µg/kg	TM089		<36	<9	<36	<9	<9	<9
sum of detected BTEX by GC	<24 µg/kg	TM089		<96	<24	<96	<24	<24	<24
Aliphatics >C5-C6	<10 µg/kg	TM089		<40	<40	<40	<40	<40	<40
Aliphatics >C6-C8	<10 µg/kg	TM089		<40	<40	58.2	269	693	964
Aliphatics >C8-C10	<10 µg/kg	TM089		67.8	48.5	338	826	6620	7270
Aliphatics >C10-C12	<10 µg/kg	TM089		93.8	208	1730	2750	3340	9890
Aliphatics >C12-C16	<100 µg/kg	TM173		1140	5000	815000	1180000	32200	71000
Aliphatics >C16-C21	<100 µg/kg	TM173		9400	34800	2970000	4290000	148000	55900
Aliphatics >C21-C35	<100 µg/kg	TM173		19500	60700	3660000	5490000	159000	63400
Aliphatics >C35-C44	<100 µg/kg	TM173		1360	5670	350000	528000	17200	4420
Total Aliphatics >C12-C44	<100 µg/kg	TM173		31400	106000	7790000	11500000	357000	195000
Aromatics >EC5-EC7	<10 µg/kg	TM089		<40	<40	<40	<40	<40	<40
Aromatics >EC7-EC8	<10 µg/kg	TM089		<40	<40	<40	<40	<40	<40
Aromatics >EC8-EC10	<10 µg/kg	TM089		47.5	<40	226	550	4420	4850
Aromatics >EC10-EC12	<10 µg/kg	TM089		62.2	139	1150	1830	2230	6590
Aromatics >EC12-EC16	<100 µg/kg	TM173		<100	287	406000	129000	13300	4710
Aromatics >EC16-EC21	<100 µg/kg	TM173		5530	7060	1420000	1060000	71600	16900
Aromatics >EC21-EC35	<100 µg/kg	TM173		13100	19300	1500000	1600000	77800	18600
Aromatics >EC35-EC44	<100 µg/kg	TM173		<100	3580	223000	353000	9980	2470
Aromatics >EC40-EC44	<100 µg/kg	TM173		<100	1420	79700	144000	3390	861
Total Aromatics >EC12-EC44	<100 µg/kg	TM173		18600	30200	3550000	3140000	173000	42600
Total Aliphatics & Aromatics >C5-C44	<100 µg/kg	TM173		50300	137000	11300000	14600000	547000	267000

CERTIFICATE OF ANALYSIS

SDG:	140702-94	**Location:**	Coed Darcy	**Order Number:**	CD0727
Job:	H_ATKINS_LDC-224	**Customer:**	Atkins Global Ltd	**Report Number:**	277967
Client Reference:	Site Wide Trial Pitting	**Attention:**	Jack Lowrie	**Superseded Report:**	

TPH CWG (S)

Results Legend	
#	ISO17025 accredited.
M	*m*CERTS accredited.
aq	Aqueous / settled sample.
diss.filt	Dissolved / filtered sample.
tot.unfilt	Total / unfiltered sample.
*	Subcontracted test.
**	% recovery of the surrogate standard to check the efficiency of the method. The results of individual compounds within samples aren't corrected for the recovery
(F)	Trigger breach confirmed
1-5&+§@	Sample deviation (see appendix)

Component	LOD/Units	Method	Customer Sample R	IP177	IP178	IP178	IP178	IP178	IP181
			Depth (m)	4.50	0.50	1.60	2.70	3.80	0.50
			Sample Type	Soil/Solid	Soil/Solid	Soil/Solid	Soil/Solid	Soil/Solid	Soil/Solid
			Date Sampled	30/06/2014	30/06/2014	30/06/2014	30/06/2014	30/06/2014	30/06/2014
			Sample Time	.	.	.	.	.	.
			Date Received	02/07/2014	02/07/2014	02/07/2014	02/07/2014	02/07/2014	02/07/2014
			SDG Ref	140702-94	140702-94	140702-94	140702-94	140702-94	140702-94
			Lab Sample No.(s)	9545098	9545053	9545059	9545070	9545074	9545320
			AGS Reference						
GRO Surrogate % recovery**	%	TM089		109	99	96	106	82	96
GRO TOT (Moisture Corrected)	<44 µg/kg	TM089		28300 M	<176 M	5870 M	143000 M	63900 M	<176 M
Methyl tertiary butyl ether (MTBE)	<5 µg/kg	TM089		<20 M	<20 M	<20 M	1650 M	<20 M	<20 M
Benzene	<10 µg/kg	TM089		<40 M	<40 M	<40 M	161 M	<40 M	<40 M
Toluene	<2 µg/kg	TM089		<8 M	<8 M	<8 M	<8 M	12.1 M	<8 M
Ethylbenzene	<3 µg/kg	TM089		<12 M	<12 M	<12 M	<12 M	241 M	<12 M
m,p-Xylene	<6 µg/kg	TM089		49.6 M	<24 M	<24 M	<24 M	374 M	<24 M
o-Xylene	<3 µg/kg	TM089		<12 M	<12 M	<12 M	<12 M	48.4 M	<12 M
sum of detected mpo xylene by GC	<9 µg/kg	TM089		49.6	<36	<9	<9	422	<36
sum of detected BTEX by GC	<24 µg/kg	TM089		49.6	<96	<24	161	675	<96
Aliphatics >C5-C6	<10 µg/kg	TM089		<40	<40	<40	2490	437	<40
Aliphatics >C6-C8	<10 µg/kg	TM089		282	<40	159	49600	6100	<40
Aliphatics >C8-C10	<10 µg/kg	TM089		6800	<40	501	32300	10700	<40
Aliphatics >C10-C12	<10 µg/kg	TM089		9940	<40	2910	21000	23300	<40
Aliphatics >C12-C16	<100 µg/kg	TM173		104000	1290	35300	158000	73400	<100
Aliphatics >C16-C21	<100 µg/kg	TM173		55700	8160	172000	80200	61900	<100
Aliphatics >C21-C35	<100 µg/kg	TM173		56300	15600	143000	65900	69700	<100
Aliphatics >C35-C44	<100 µg/kg	TM173		2700	1030	879	5140	5270	<100
Total Aliphatics >C12-C44	<100 µg/kg	TM173		218000	26100	352000	310000	210000	<100
Aromatics >EC5-EC7	<10 µg/kg	TM089		<40	<40	<40	161	<40	<40
Aromatics >EC7-EC8	<10 µg/kg	TM089		<40	<40	<40	<40	<40	<40
Aromatics >EC8-EC10	<10 µg/kg	TM089		4580	<40	338	21500	7800	<40
Aromatics >EC10-EC12	<10 µg/kg	TM089		6630	<40	1940	14000	15500	<40
Aromatics >EC12-EC16	<100 µg/kg	TM173		19000	480	2550	12100	3160	<100
Aromatics >EC16-EC21	<100 µg/kg	TM173		25700	4310	46500	21300	16400	<100
Aromatics >EC21-EC35	<100 µg/kg	TM173		30200	8550	53200	26500	29100	<100
Aromatics >EC35-EC44	<100 µg/kg	TM173		2390	1080	4540	3980	110	<100
Aromatics >EC40-EC44	<100 µg/kg	TM173		<100	<100	1700	438	<100	<100
Total Aromatics >EC12-EC44	<100 µg/kg	TM173		77300	14400	107000	63800	48700	<100
Total Aliphatics & Aromatics >C5-C44	<100 µg/kg	TM173		324000	40600	465000	514000	323000	<100

CERTIFICATE OF ANALYSIS

SDG:	140702-94	**Location:**	Coed Darcy	**Order Number:**	CD0727
Job:	H_ATKINS_LDC-224	**Customer:**	Atkins Global Ltd	**Report Number:**	277967
Client Reference:	Site Wide Trial Pitting	**Attention:**	Jack Lowrie	**Superseded Report:**	

TPH CWG (S)

Results Legend	
#	ISO17025 accredited.
M	*m*CERTS accredited.
aq	Aqueous / settled sample.
diss.filt	Dissolved / filtered sample.
tot.unfilt	Total / unfiltered sample.
*	Subcontracted test.
**	% recovery of the surrogate standard to check the efficiency of the method. The results of individual compounds within samples aren't corrected for the recovery
(F)	Trigger breach confirmed
1-5&+§@	Sample deviation (see appendix)

Component	LOD/Units	Method	Customer Sample R	IP181	IP181	IP181	IP181	IP182	IP182
			Depth (m)	1.50	2.50	3.50	4.50	0.50	1.50
			Sample Type	Soil/Solid	Soil/Solid	Soil/Solid	Soil/Solid	Soil/Solid	Soil/Solid
			Date Sampled	30/06/2014	30/06/2014	30/06/2014	30/06/2014	30/06/2014	30/06/2014
			Sample Time	.	.	.	.	.	.
			Date Received	02/07/2014	02/07/2014	02/07/2014	02/07/2014	02/07/2014	02/07/2014
			SDG Ref	140702-94	140702-94	140702-94	140702-94	140702-94	140702-94
			Lab Sample No.(s)	9545325	9545329	9545333	9545337	9545342	9545348
			AGS Reference						
GRO Surrogate % recovery**	%	TM089		65	79	89	86	116	97
GRO TOT (Moisture Corrected)	<44 µg/kg	TM089		5500 M	3360 M	4440 M	7770 M	<176 M	<176 M
Methyl tertiary butyl ether (MTBE)	<5 µg/kg	TM089		<20 M	<20 M	<20 M	<20 M	<20 M	<20 M
Benzene	<10 µg/kg	TM089		<40 M	<40 M	<40 M	<40 M	<40 M	<40 M
Toluene	<2 µg/kg	TM089		<8 M	<8 M	<8 M	<8 M	<8 M	<8 M
Ethylbenzene	<3 µg/kg	TM089		<12 M	<12 M	<12 M	<12 M	<12 M	<12 M
m,p-Xylene	<6 µg/kg	TM089		<24 M	<24 M	<24 M	<24 M	<24 M	<24 M
o-Xylene	<3 µg/kg	TM089		<12 M	<12 M	<12 M	<12 M	<12 M	<12 M
sum of detected mpo xylene by GC	<9 µg/kg	TM089		<36	<36	<36	<36	<9	<36
sum of detected BTEX by GC	<24 µg/kg	TM089		<96	<96	<96	<96	<24	<96
Aliphatics >C5-C6	<10 µg/kg	TM089		534	185	141	143	<40	<40
Aliphatics >C6-C8	<10 µg/kg	TM089		2910	1330	1170	1370	<40	<40
Aliphatics >C8-C10	<10 µg/kg	TM089		1100	807	1010	1890	<40	<40
Aliphatics >C10-C12	<10 µg/kg	TM089		118	292	872	1860	<40	<40
Aliphatics >C12-C16	<100 µg/kg	TM173		<100	<100	7910	96200	<100	<100
Aliphatics >C16-C21	<100 µg/kg	TM173		<100	<100	8020	38900	<100	<100
Aliphatics >C21-C35	<100 µg/kg	TM173		2570	<100	8090	27500	<100	<100
Aliphatics >C35-C44	<100 µg/kg	TM173		<100	<100	3930	4050	<100	<100
Total Aliphatics >C12-C44	<100 µg/kg	TM173		2570	<100	27900	167000	<100	<100
Aromatics >EC5-EC7	<10 µg/kg	TM089		<40	<40	<40	<40	<40	<40
Aromatics >EC7-EC8	<10 µg/kg	TM089		<40	<40	<40	<40	<40	<40
Aromatics >EC8-EC10	<10 µg/kg	TM089		732	538	671	1260	<40	<40
Aromatics >EC10-EC12	<10 µg/kg	TM089		78.1	194	582	1240	<40	<40
Aromatics >EC12-EC16	<100 µg/kg	TM173		<100	<100	938	10000	<100	<100
Aromatics >EC16-EC21	<100 µg/kg	TM173		<100	<100	1970	8840	<100	<100
Aromatics >EC21-EC35	<100 µg/kg	TM173		7710	<100	1670	14900	1180	<100
Aromatics >EC35-EC44	<100 µg/kg	TM173		<100	<100	811	4010	<100	<100
Aromatics >EC40-EC44	<100 µg/kg	TM173		<100	<100	597	1540	<100	<100
Total Aromatics >EC12-EC44	<100 µg/kg	TM173		7710	<100	5390	37800	1180	<100
Total Aliphatics & Aromatics >C5-C44	<100 µg/kg	TM173		15800	3360	37800	212000	1190	<100

CERTIFICATE OF ANALYSIS

SDG:	140702-94	**Location:**	Coed Darcy	**Order Number:**	CD0727
Job:	H_ATKINS_LDC-224	**Customer:**	Atkins Global Ltd	**Report Number:**	277967
Client Reference:	Site Wide Trial Pitting	**Attention:**	Jack Lowrie	**Superseded Report:**	

TPH CWG (S)

Results Legend	
#	ISO17025 accredited.
M	*m*CERTS accredited.
aq	Aqueous / settled sample.
diss.filt	Dissolved / filtered sample.
tot.unfilt	Total / unfiltered sample.
*	Subcontracted test.
**	% recovery of the surrogate standard to check the efficiency of the method. The results of individual compounds within samples aren't corrected for the recovery
(F)	Trigger breach confirmed
1-5&+§@	Sample deviation (see appendix)

Component	LOD/Units	Method	Customer Sample R	IP182	IP182	IP182	IP182	IP183	IP183
			Depth (m)	1.70	2.50	3.50	4.50	0.50	1.50
			Sample Type	Soil/Solid	Soil/Solid	Soil/Solid	Soil/Solid	Soil/Solid	Soil/Solid
			Date Sampled	30/06/2014	30/06/2014	30/06/2014	30/06/2014	30/06/2014	30/06/2014
			Sample Time	.	.	.	.	.	.
			Date Received	02/07/2014	02/07/2014	02/07/2014	02/07/2014	02/07/2014	02/07/2014
			SDG Ref	140702-94	140702-94	140702-94	140702-94	140702-94	140702-94
			Lab Sample No.(s)	9545354	9545359	9545369	9545373	9545378	9545382
			AGS Reference						
GRO Surrogate % recovery**	%	TM089		85	103	94	82	87	92
GRO TOT (Moisture Corrected)	<44 µg/kg	TM089		<176 M	<176 M	<176 M	688 M	<176 M	<176 M
Methyl tertiary butyl ether (MTBE)	<5 µg/kg	TM089		<20 M	<20 M	<20 M	<20 M	<20 M	<20 M
Benzene	<10 µg/kg	TM089		<40 M	<40 M	<40 M	<40 M	<40 M	<40 M
Toluene	<2 µg/kg	TM089		<8 M	<8 M	<8 M	<8 M	<8 M	<8 M
Ethylbenzene	<3 µg/kg	TM089		<12 M	<12 M	<12 M	<12 M	<12 M	<12 M
m,p-Xylene	<6 µg/kg	TM089		<24 M	<24 M	<24 M	<24 M	<24 M	<24 M
o-Xylene	<3 µg/kg	TM089		<12 M	<12 M	<12 M	<12 M	<12 M	<12 M
sum of detected mpo xylene by GC	<9 µg/kg	TM089		<36	<36	<36	<36	<36	<9
sum of detected BTEX by GC	<24 µg/kg	TM089		<96	<96	<96	<96	<96	<24
Aliphatics >C5-C6	<10 µg/kg	TM089		<40	<40	<40	<40	<40	<40
Aliphatics >C6-C8	<10 µg/kg	TM089		44.5	<40	<40	104	<40	<40
Aliphatics >C8-C10	<10 µg/kg	TM089		<40	<40	<40	141	<40	<40
Aliphatics >C10-C12	<10 µg/kg	TM089		<40	<40	<40	183	<40	<40
Aliphatics >C12-C16	<100 µg/kg	TM173		<100	<100	<100	2740	<100	<100
Aliphatics >C16-C21	<100 µg/kg	TM173		<100	<100	690	2840	<100	<100
Aliphatics >C21-C35	<100 µg/kg	TM173		819	<100	<100	<100	2300	2790
Aliphatics >C35-C44	<100 µg/kg	TM173		<100	<100	<100	<100	<100	<100
Total Aliphatics >C12-C44	<100 µg/kg	TM173		819	<100	690	5580	2300	2790
Aromatics >EC5-EC7	<10 µg/kg	TM089		<40	<40	<40	<40	<40	<40
Aromatics >EC7-EC8	<10 µg/kg	TM089		<40	<40	<40	<40	<40	<40
Aromatics >EC8-EC10	<10 µg/kg	TM089		<40	<40	<40	116	<40	<40
Aromatics >EC10-EC12	<10 µg/kg	TM089		<40	<40	<40	122	<40	<40
Aromatics >EC12-EC16	<100 µg/kg	TM173		<100	<100	<100	<100	<100	<100
Aromatics >EC16-EC21	<100 µg/kg	TM173		691	<100	<100	<100	<100	<100
Aromatics >EC21-EC35	<100 µg/kg	TM173		10600	3390	1950	2650	7640	2850
Aromatics >EC35-EC44	<100 µg/kg	TM173		4100	<100	<100	<100	<100	478
Aromatics >EC40-EC44	<100 µg/kg	TM173		2160	<100	<100	<100	<100	<100
Total Aromatics >EC12-EC44	<100 µg/kg	TM173		15400	3390	1950	2650	7640	3330
Total Aliphatics & Aromatics >C5-C44	<100 µg/kg	TM173		16300	3400	2730	8920	10000	6130

CERTIFICATE OF ANALYSIS

SDG:	140702-94	**Location:**	Coed Darcy	**Order Number:**	CD0727
Job:	H_ATKINS_LDC-224	**Customer:**	Atkins Global Ltd	**Report Number:**	277967
Client Reference:	Site Wide Trial Pitting	**Attention:**	Jack Lowrie	**Superseded Report:**	

TPH CWG (S)

Results Legend	
#	ISO17025 accredited.
M	*m*CERTS accredited.
aq	Aqueous / settled sample.
diss.filt	Dissolved / filtered sample.
tot.unfilt	Total / unfiltered sample.
*	Subcontracted test.
**	% recovery of the surrogate standard to check the efficiency of the method. The results of individual compounds within samples aren't corrected for the recovery
(F)	Trigger breach confirmed
1-5&+§@	Sample deviation (see appendix)

Component	LOD/Units	Method	Customer Sample R	IP183	IP183	IP183	IP192	IP192	IP192
			Depth (m)	2.50	3.50	4.00	0.50	1.50	2.60
			Sample Type	Soil/Solid	Soil/Solid	Soil/Solid	Soil/Solid	Soil/Solid	Soil/Solid
			Date Sampled	30/06/2014	30/06/2014	30/06/2014	30/06/2014	30/06/2014	30/06/2014
			Sample Time	.	.	.	.	.	.
			Date Received	02/07/2014	02/07/2014	02/07/2014	02/07/2014	02/07/2014	02/07/2014
			SDG Ref	140702-94	140702-94	140702-94	140702-94	140702-94	140702-94
			Lab Sample No.(s)	9545392	9545397	9545401	9545037	9545042	9545047
			AGS Reference						
GRO Surrogate % recovery**	%	TM089		79	86	83	34	113	111
GRO TOT (Moisture Corrected)	<44 µg/kg	TM089		<176 M	<176 M	<176 M	4400 M	<176 M	<176 M
Methyl tertiary butyl ether (MTBE)	<5 µg/kg	TM089		<20 M	<20 M	<20 M	<20 M	<20 M	<20 M
Benzene	<10 µg/kg	TM089		<40 M	<40 M	<40 M	<40 M	<40 M	<40 M
Toluene	<2 µg/kg	TM089		<8 M	<8 M	<8 M	<8 M	<8 M	<8 M
Ethylbenzene	<3 µg/kg	TM089		<12 M	<12 M	<12 M	<12 M	<12 M	<12 M
m,p-Xylene	<6 µg/kg	TM089		<24 M	<24 M	<24 M	<24 M	<24 M	<24 M
o-Xylene	<3 µg/kg	TM089		<12 M	<12 M	<12 M	<12 M	<12 M	<12 M
sum of detected mpo xylene by GC	<9 µg/kg	TM089		<9	<9	<9	<36	<9	<9
sum of detected BTEX by GC	<24 µg/kg	TM089		<24	<24	<24	<96	<24	<24
Aliphatics >C5-C6	<10 µg/kg	TM089		<40	<40	<40	<40	<40	<40
Aliphatics >C6-C8	<10 µg/kg	TM089		<40	<40	<40	91.2	<40	<40
Aliphatics >C8-C10	<10 µg/kg	TM089		<40	<40	<40	524	<40	<40
Aliphatics >C10-C12	<10 µg/kg	TM089		<40	<40	<40	2050	<40	78
Aliphatics >C12-C16	<100 µg/kg	TM173		<100	<100	<100	1110000	2460	<100
Aliphatics >C16-C21	<100 µg/kg	TM173		<100	<100	<100	5310000	7720	6720
Aliphatics >C21-C35	<100 µg/kg	TM173		<100	1010	<100	7500000	25900	12800
Aliphatics >C35-C44	<100 µg/kg	TM173		<100	<100	<100	731000	13300	<100
Total Aliphatics >C12-C44	<100 µg/kg	TM173		<100	1010	<100	14700000	49400	19500
Aromatics >EC5-EC7	<10 µg/kg	TM089		<40	<40	<40	<40	<40	<40
Aromatics >EC7-EC8	<10 µg/kg	TM089		<40	<40	<40	<40	<40	<40
Aromatics >EC8-EC10	<10 µg/kg	TM089		<40	<40	<40	349	<40	<40
Aromatics >EC10-EC12	<10 µg/kg	TM089		<40	<40	<40	1370	<40	52
Aromatics >EC12-EC16	<100 µg/kg	TM173		<100	<100	<100	349000	<100	618
Aromatics >EC16-EC21	<100 µg/kg	TM173		<100	<100	<100	2040000	3050	5980
Aromatics >EC21-EC35	<100 µg/kg	TM173		<100	1300	364	2980000	17100	16200
Aromatics >EC35-EC44	<100 µg/kg	TM173		<100	4010	<100	450000	6080	6110
Aromatics >EC40-EC44	<100 µg/kg	TM173		<100	2430	<100	166000	2540	3170
Total Aromatics >EC12-EC44	<100 µg/kg	TM173		<100	5310	364	5820000	26200	28900
Total Aliphatics & Aromatics >C5-C44	<100 µg/kg	TM173		<100	6330	371	20500000	75600	48600

CERTIFICATE OF ANALYSIS

SDG:	140702-94	**Location:**	Coed Darcy	**Order Number:**	CD0727
Job:	H_ATKINS_LDC-224	**Customer:**	Atkins Global Ltd	**Report Number:**	277967
Client Reference:	Site Wide Trial Pitting	**Attention:**	Jack Lowrie	**Superseded Report:**	

TPH CWG (S)

Results Legend	
#	ISO17025 accredited.
M	*m*CERTS accredited.
aq	Aqueous / settled sample.
diss.filt	Dissolved / filtered sample.
tot.unfilt	Total / unfiltered sample.
*	Subcontracted test.
**	% recovery of the surrogate standard to check the efficiency of the method. The results of individual compounds within samples aren't corrected for the recovery
(F)	Trigger breach confirmed
1-5&+§@	Sample deviation (see appendix)

Component	LOD/Units	Method	Customer Sample R	IP193	IP193	IP193	IP200	IP200	IP200
			Depth (m)	0.50	1.50	2.30	0.50	1.50	2.50
			Sample Type	Soil/Solid	Soil/Solid	Soil/Solid	Soil/Solid	Soil/Solid	Soil/Solid
			Date Sampled	30/06/2014	30/06/2014	30/06/2014	30/06/2014	30/06/2014	30/06/2014
			Sample Time	.	.	.	.	.	.
			Date Received	02/07/2014	02/07/2014	02/07/2014	02/07/2014	02/07/2014	02/07/2014
			SDG Ref	140702-94	140702-94	140702-94	140702-94	140702-94	140702-94
			Lab Sample No.(s)	9545172	9545177	9545182	9545202	9545206	9545210
			AGS Reference						
GRO Surrogate % recovery**	%	TM089		110	111	115	93	95	90
GRO TOT (Moisture Corrected)	<44 µg/kg	TM089		211 M	<176 M	<176 M	<176 M	<176 M	<176 M
Methyl tertiary butyl ether (MTBE)	<5 µg/kg	TM089		<20 M	<20 M	<20 M	<20 M	<20 M	<20 M
Benzene	<10 µg/kg	TM089		<40 M	<40 M	<40 M	<40 M	<40 M	<40 M
Toluene	<2 µg/kg	TM089		<8 M	<8 M	<8 M	<8 M	<8 M	<8 M
Ethylbenzene	<3 µg/kg	TM089		<12 M	<12 M	<12 M	<12 M	<12 M	<12 M
m,p-Xylene	<6 µg/kg	TM089		<24 M	<24 M	<24 M	<24 M	<24 M	<24 M
o-Xylene	<3 µg/kg	TM089		<12 M	<12 M	<12 M	<12 M	<12 M	<12 M
sum of detected mpo xylene by GC	<9 µg/kg	TM089		<9	<9	<9	<9	<9	<9
sum of detected BTEX by GC	<24 µg/kg	TM089		<24	<24	<24	<24	<24	<24
Aliphatics >C5-C6	<10 µg/kg	TM089		<40	<40	<40	<40	<40	<40
Aliphatics >C6-C8	<10 µg/kg	TM089		<40	<40	<40	<40	<40	<40
Aliphatics >C8-C10	<10 µg/kg	TM089		<40	<40	<40	<40	<40	<40
Aliphatics >C10-C12	<10 µg/kg	TM089		59.3	<40	<40	<40	<40	<40
Aliphatics >C12-C16	<100 µg/kg	TM173		<100	<100	<100	<100	<100	<100
Aliphatics >C16-C21	<100 µg/kg	TM173		<100	<100	<100	880	<100	<100
Aliphatics >C21-C35	<100 µg/kg	TM173		<100	<100	<100	6140	794	<100
Aliphatics >C35-C44	<100 µg/kg	TM173		<100	<100	<100	<100	<100	<100
Total Aliphatics >C12-C44	<100 µg/kg	TM173		<100	<100	<100	7020	794	<100
Aromatics >EC5-EC7	<10 µg/kg	TM089		<40	<40	<40	<40	<40	<40
Aromatics >EC7-EC8	<10 µg/kg	TM089		<40	<40	<40	<40	<40	<40
Aromatics >EC8-EC10	<10 µg/kg	TM089		<40	<40	<40	<40	<40	<40
Aromatics >EC10-EC12	<10 µg/kg	TM089		<40	<40	<40	<40	<40	<40
Aromatics >EC12-EC16	<100 µg/kg	TM173		<100	<100	<100	<100	<100	<100
Aromatics >EC16-EC21	<100 µg/kg	TM173		<100	<100	<100	<100	<100	<100
Aromatics >EC21-EC35	<100 µg/kg	TM173		<100	1270	2170	<100	743	<100
Aromatics >EC35-EC44	<100 µg/kg	TM173		<100	<100	<100	<100	<100	<100
Aromatics >EC40-EC44	<100 µg/kg	TM173		<100	<100	<100	<100	<100	<100
Total Aromatics >EC12-EC44	<100 µg/kg	TM173		<100	1270	2170	<100	743	<100
Total Aliphatics & Aromatics >C5-C44	<100 µg/kg	TM173		111	1290	2180	7110	1540	<100

CERTIFICATE OF ANALYSIS

SDG:	140702-94	**Location:**	Coed Darcy	**Order Number:**	CD0727
Job:	H_ATKINS_LDC-224	**Customer:**	Atkins Global Ltd	**Report Number:**	277967
Client Reference:	Site Wide Trial Pitting	**Attention:**	Jack Lowrie	**Superseded Report:**	

TPH CWG (S)

Results Legend	
#	ISO17025 accredited.
M	*m*CERTS accredited.
aq	Aqueous / settled sample.
diss.filt	Dissolved / filtered sample.
tot.unfilt	Total / unfiltered sample.
*	Subcontracted test.
**	% recovery of the surrogate standard to check the efficiency of the method. The results of individual compounds within samples aren't corrected for the recovery
(F)	Trigger breach confirmed
1-5&+§@	Sample deviation (see appendix)

Component	LOD/Units	Method	Customer Sample R	IP200	IP201	IP201	IP201	IP201	IP215
			Depth (m)	3.00	0.50	1.60	2.50	3.50	0.50
			Sample Type	Soil/Solid	Soil/Solid	Soil/Solid	Soil/Solid	Soil/Solid	Soil/Solid
			Date Sampled	30/06/2014	30/06/2014	30/06/2014	30/06/2014	30/06/2014	30/06/2014
			Sample Time	.	.	.	.	.	.
			Date Received	02/07/2014	02/07/2014	02/07/2014	02/07/2014	02/07/2014	02/07/2014
			SDG Ref	140702-94	140702-94	140702-94	140702-94	140702-94	140702-94
			Lab Sample No.(s)	9545219	9545186	9545190	9545194	9545198	9544960
			AGS Reference						
GRO Surrogate % recovery**	%	TM089		79	101	76	83	81	113
GRO TOT (Moisture Corrected)	<44 µg/kg	TM089		<176 M	<176 M	1390 M	<176 M	<176 M	<176 M
Methyl tertiary butyl ether (MTBE)	<5 µg/kg	TM089		<20 M	<20 M	<20 M	<20 M	<20 M	<20 M
Benzene	<10 µg/kg	TM089		<40 M	<40 M	<40 M	<40 M	<40 M	<40 M
Toluene	<2 µg/kg	TM089		<8 M	<8 M	<8 M	<8 M	<8 M	<8 M
Ethylbenzene	<3 µg/kg	TM089		<12 M	<12 M	<12 M	<12 M	<12 M	<12 M
m,p-Xylene	<6 µg/kg	TM089		<24 M	<24 M	<24 M	<24 M	<24 M	<24 M
o-Xylene	<3 µg/kg	TM089		<12 M	<12 M	<12 M	<12 M	<12 M	<12 M
sum of detected mpo xylene by GC	<9 µg/kg	TM089		<9	<9	<9	<9	<9	<9
sum of detected BTEX by GC	<24 µg/kg	TM089		<24	<24	<24	<24	<24	<24
Aliphatics >C5-C6	<10 µg/kg	TM089		<40	<40	<40	<40	<40	<40
Aliphatics >C6-C8	<10 µg/kg	TM089		<40	<40	42.6	<40	<40	<40
Aliphatics >C8-C10	<10 µg/kg	TM089		<40	<40	69	<40	<40	<40
Aliphatics >C10-C12	<10 µg/kg	TM089		<40	<40	715	<40	<40	<40
Aliphatics >C12-C16	<100 µg/kg	TM173		<100	<100	<100	<100	<100	<100
Aliphatics >C16-C21	<100 µg/kg	TM173		<100	<100	10600	<100	<100	<100
Aliphatics >C21-C35	<100 µg/kg	TM173		<100	<100	37100	<100	<100	<100
Aliphatics >C35-C44	<100 µg/kg	TM173		<100	<100	7670	<100	<100	<100
Total Aliphatics >C12-C44	<100 µg/kg	TM173		<100	<100	55400	<100	<100	<100
Aromatics >EC5-EC7	<10 µg/kg	TM089		<40	<40	<40	<40	<40	<40
Aromatics >EC7-EC8	<10 µg/kg	TM089		<40	<40	<40	<40	<40	<40
Aromatics >EC8-EC10	<10 µg/kg	TM089		<40	<40	59.8	<40	<40	<40
Aromatics >EC10-EC12	<10 µg/kg	TM089		<40	<40	477	<40	<40	<40
Aromatics >EC12-EC16	<100 µg/kg	TM173		<100	<100	<100	<100	<100	<100
Aromatics >EC16-EC21	<100 µg/kg	TM173		320	<100	<100	<100	<100	<100
Aromatics >EC21-EC35	<100 µg/kg	TM173		2280	282	21000	532	<100	1680
Aromatics >EC35-EC44	<100 µg/kg	TM173		4640	<100	7440	2350	<100	436
Aromatics >EC40-EC44	<100 µg/kg	TM173		2820	<100	2030	1610	<100	<100
Total Aromatics >EC12-EC44	<100 µg/kg	TM173		7230	282	28400	2880	<100	2110
Total Aliphatics & Aromatics >C5-C44	<100 µg/kg	TM173		7250	284	85200	2880	<100	2120

CERTIFICATE OF ANALYSIS

SDG:	140702-94	**Location:**	Coed Darcy	**Order Number:**	CD0727
Job:	H_ATKINS_LDC-224	**Customer:**	Atkins Global Ltd	**Report Number:**	277967
Client Reference:	Site Wide Trial Pitting	**Attention:**	Jack Lowrie	**Superseded Report:**	

TPH CWG (S)

Results Legend	
#	ISO17025 accredited.
M	*m*CERTS accredited.
aq	Aqueous / settled sample.
diss.filt	Dissolved / filtered sample.
tot.unfilt	Total / unfiltered sample.
*	Subcontracted test.
**	% recovery of the surrogate standard to check the efficiency of the method. The results of individual compounds within samples aren't corrected for the recovery
(F)	Trigger breach confirmed
1-5&+§@	Sample deviation (see appendix)

Component	LOD/Units	Method	Customer Sample R	IP216	IP217	IP218	IP219	IP221	IP222
			Depth (m)	0.50	0.50	0.50	0.50	0.50	0.50
			Sample Type	Soil/Solid	Soil/Solid	Soil/Solid	Soil/Solid	Soil/Solid	Soil/Solid
			Date Sampled	30/06/2014	30/06/2014	30/06/2014	30/06/2014	30/06/2014	30/06/2014
			Sample Time	.	.	.	.	.	.
			Date Received	02/07/2014	02/07/2014	02/07/2014	02/07/2014	02/07/2014	02/07/2014
			SDG Ref	140702-94	140702-94	140702-94	140702-94	140702-94	140702-94
			Lab Sample No.(s)	9544970	9544966	9544956	9544951	9545021	9544974
			AGS Reference						
GRO Surrogate % recovery**	%	TM089		98	103	106	103	112	100
GRO TOT (Moisture Corrected)	<44 µg/kg	TM089		<176 M	<176 M	<176 M	<176 M	<176 M	<176 M
Methyl tertiary butyl ether (MTBE)	<5 µg/kg	TM089		<20 M	<20 M	<20 M	<20 M	<20 M	<20 M
Benzene	<10 µg/kg	TM089		<40 M	<40 M	<40 M	<40 M	<40 M	<40 M
Toluene	<2 µg/kg	TM089		<8 M	<8 M	<8 M	<8 M	<8 M	<8 M
Ethylbenzene	<3 µg/kg	TM089		<12 M	<12 M	<12 M	<12 M	<12 M	<12 M
m,p-Xylene	<6 µg/kg	TM089		<24 M	<24 M	<24 M	<24 M	<24 M	<24 M
o-Xylene	<3 µg/kg	TM089		<12 M	<12 M	<12 M	<12 M	<12 M	<12 M
sum of detected mpo xylene by GC	<9 µg/kg	TM089		<36	<36	<9	<9	<9	<36
sum of detected BTEX by GC	<24 µg/kg	TM089		<96	<96	<24	<24	<24	<96
Aliphatics >C5-C6	<10 µg/kg	TM089		<40	<40	<40	<40	<40	<40
Aliphatics >C6-C8	<10 µg/kg	TM089		<40	<40	<40	<40	<40	<40
Aliphatics >C8-C10	<10 µg/kg	TM089		<40	<40	<40	<40	<40	<40
Aliphatics >C10-C12	<10 µg/kg	TM089		<40	<40	47	<40	<40	<40
Aliphatics >C12-C16	<100 µg/kg	TM173		<100	<100	<100	591	<100	<100
Aliphatics >C16-C21	<100 µg/kg	TM173		<100	<100	<100	691	<100	<100
Aliphatics >C21-C35	<100 µg/kg	TM173		<100	449	<100	4420	205	497
Aliphatics >C35-C44	<100 µg/kg	TM173		<100	<100	<100	675	<100	<100
Total Aliphatics >C12-C44	<100 µg/kg	TM173		<100	449	<100	6380	205	497
Aromatics >EC5-EC7	<10 µg/kg	TM089		<40	<40	<40	<40	<40	<40
Aromatics >EC7-EC8	<10 µg/kg	TM089		<40	<40	<40	<40	<40	<40
Aromatics >EC8-EC10	<10 µg/kg	TM089		<40	<40	<40	<40	<40	<40
Aromatics >EC10-EC12	<10 µg/kg	TM089		<40	<40	<40	<40	<40	<40
Aromatics >EC12-EC16	<100 µg/kg	TM173		<100	<100	<100	<100	<100	<100
Aromatics >EC16-EC21	<100 µg/kg	TM173		<100	<100	<100	<100	<100	<100
Aromatics >EC21-EC35	<100 µg/kg	TM173		7710	2090	<100	<100	1340	772
Aromatics >EC35-EC44	<100 µg/kg	TM173		<100	<100	<100	127	<100	<100
Aromatics >EC40-EC44	<100 µg/kg	TM173		<100	<100	<100	<100	<100	<100
Total Aromatics >EC12-EC44	<100 µg/kg	TM173		7710	2090	<100	127	1340	772
Total Aliphatics & Aromatics >C5-C44	<100 µg/kg	TM173		7710	2610	<100	6510	1560	1330

CERTIFICATE OF ANALYSIS

SDG:	140702-94	**Location:**	Coed Darcy	**Order Number:**	CD0727
Job:	H_ATKINS_LDC-224	**Customer:**	Atkins Global Ltd	**Report Number:**	277967
Client Reference:	Site Wide Trial Pitting	**Attention:**	Jack Lowrie	**Superseded Report:**	

TPH CWG (S)

Results Legend	
#	ISO17025 accredited.
M	*m*CERTS accredited.
aq	Aqueous / settled sample.
diss.filt	Dissolved / filtered sample.
tot.unfilt	Total / unfiltered sample.
*	Subcontracted test.
**	% recovery of the surrogate standard to check the efficiency of the method. The results of individual compounds within samples aren't corrected for the recovery
(F)	Trigger breach confirmed
1-5&+§@	Sample deviation (see appendix)

Component	LOD/Units	Method	Customer Sample R	IP223	IP224	IP225	IP226	IP232	IP233
			Depth (m)	0.50	0.50	0.50	0.50	0.50	0.50
			Sample Type	Soil/Solid	Soil/Solid	Soil/Solid	Soil/Solid	Soil/Solid	Soil/Solid
			Date Sampled	30/06/2014	30/06/2014	30/06/2014	30/06/2014	30/06/2014	30/06/2014
			Sample Time	.	.	.	.	.	.
			Date Received	02/07/2014	02/07/2014	02/07/2014	02/07/2014	02/07/2014	02/07/2014
			SDG Ref	140702-94	140702-94	140702-94	140702-94	140702-94	140702-94
			Lab Sample No.(s)	9544979	9545017	9545009	9545013	9545005	9544983
			AGS Reference						
GRO Surrogate % recovery**	%	TM089		103	97	109	110	95	67
GRO TOT (Moisture Corrected)	<44 µg/kg	TM089		271 M	<176 M	<176 M	<176 M	<176 M	<176 M
Methyl tertiary butyl ether (MTBE)	<5 µg/kg	TM089		<20 M	<20 M	<20 M	<20 M	<20 M	<20 M
Benzene	<10 µg/kg	TM089		<40 M	<40 M	<40 M	<40 M	<40 M	<40 M
Toluene	<2 µg/kg	TM089		<8 M	<8 M	<8 M	<8 M	15.2 M	<8 M
Ethylbenzene	<3 µg/kg	TM089		<12 M	<12 M	<12 M	<12 M	<12 M	<12 M
m,p-Xylene	<6 µg/kg	TM089		<24 M	<24 M	<24 M	<24 M	<24 M	<24 M
o-Xylene	<3 µg/kg	TM089		<12 M	<12 M	<12 M	<12 M	<12 M	<12 M
sum of detected mpo xylene by GC	<9 µg/kg	TM089		<9	<36	<9	<9	<9	<9
sum of detected BTEX by GC	<24 µg/kg	TM089		<24	<96	<24	<24	<24	<24
Aliphatics >C5-C6	<10 µg/kg	TM089		<40	<40	<40	<40	<40	<40
Aliphatics >C6-C8	<10 µg/kg	TM089		44.9	<40	<40	<40	<40	<40
Aliphatics >C8-C10	<10 µg/kg	TM089		48.3	<40	<40	<40	<40	<40
Aliphatics >C10-C12	<10 µg/kg	TM089		78.2	<40	<40	<40	<40	<40
Aliphatics >C12-C16	<100 µg/kg	TM173		<100	<100	193	<100	<100	<100
Aliphatics >C16-C21	<100 µg/kg	TM173		<100	<100	<100	<100	<100	<100
Aliphatics >C21-C35	<100 µg/kg	TM173		<100	<100	1300	<100	2310	2750
Aliphatics >C35-C44	<100 µg/kg	TM173		<100	<100	<100	<100	<100	<100
Total Aliphatics >C12-C44	<100 µg/kg	TM173		<100	<100	1490	<100	2310	2750
Aromatics >EC5-EC7	<10 µg/kg	TM089		<40	<40	<40	<40	<40	<40
Aromatics >EC7-EC8	<10 µg/kg	TM089		<40	<40	<40	<40	<40	<40
Aromatics >EC8-EC10	<10 µg/kg	TM089		<40	<40	<40	<40	<40	<40
Aromatics >EC10-EC12	<10 µg/kg	TM089		52.9	<40	<40	<40	<40	<40
Aromatics >EC12-EC16	<100 µg/kg	TM173		<100	<100	<100	<100	<100	<100
Aromatics >EC16-EC21	<100 µg/kg	TM173		<100	<100	<100	<100	<100	1720
Aromatics >EC21-EC35	<100 µg/kg	TM173		772	1890	2650	622	4040	9910
Aromatics >EC35-EC44	<100 µg/kg	TM173		2710	<100	<100	<100	<100	3350
Aromatics >EC40-EC44	<100 µg/kg	TM173		1380	<100	<100	<100	<100	1210
Total Aromatics >EC12-EC44	<100 µg/kg	TM173		3480	1890	2650	622	4040	15000
Total Aliphatics & Aromatics >C5-C44	<100 µg/kg	TM173		3750	1900	4170	630	6370	17700

CERTIFICATE OF ANALYSIS

SDG:	140702-94	**Location:**	Coed Darcy	**Order Number:**	CD0727
Job:	H_ATKINS_LDC-224	**Customer:**	Atkins Global Ltd	**Report Number:**	277967
Client Reference:	Site Wide Trial Pitting	**Attention:**	Jack Lowrie	**Superseded Report:**	

TPH CWG (S)

Results Legend	
#	ISO17025 accredited.
M	*m*CERTS accredited.
aq	Aqueous / settled sample.
diss.filt	Dissolved / filtered sample.
tot.unfilt	Total / unfiltered sample.
*	Subcontracted test.
**	% recovery of the surrogate standard to check the efficiency of the method. The results of individual compounds within samples aren't corrected for the recovery
(F)	Trigger breach confirmed
1-5&+§@	Sample deviation (see appendix)

Component	LOD/Units	Method	Customer Sample R	IP239	IP240	IP240	IP365	IP365	IP365
			Depth (m)	0.50	0.20	0.50	0.50	1.50	2.50
			Sample Type	Soil/Solid	Soil/Solid	Soil/Solid	Soil/Solid	Soil/Solid	Soil/Solid
			Date Sampled	30/06/2014	30/06/2014	30/06/2014	30/06/2014	30/06/2014	30/06/2014
			Sample Time	.	.	.	.	.	.
			Date Received	02/07/2014	02/07/2014	02/07/2014	02/07/2014	02/07/2014	02/07/2014
			SDG Ref	140702-94	140702-94	140702-94	140702-94	140702-94	140702-94
			Lab Sample No.(s)	9544992	9544996	9545000	9544850	9544855	9544860
			AGS Reference						
GRO Surrogate % recovery**	%	TM089		109	87	112	110	85	81
GRO TOT (Moisture Corrected)	<44 µg/kg	TM089		<176 M	<176 M	<176 M	<176 M	<176 M	<176 M
Methyl tertiary butyl ether (MTBE)	<5 µg/kg	TM089		<20 M	<20 M	<20 M	<20 M	<20 M	<20 M
Benzene	<10 µg/kg	TM089		<40 M	<40 M	<40 M	<40 M	<40 M	<40 M
Toluene	<2 µg/kg	TM089		<8 M	<8 M	<8 M	<8 M	<8 M	<8 M
Ethylbenzene	<3 µg/kg	TM089		<12 M	<12 M	<12 M	<12 M	<12 M	<12 M
m,p-Xylene	<6 µg/kg	TM089		<24 M	<24 M	<24 M	<24 M	<24 M	<24 M
o-Xylene	<3 µg/kg	TM089		<12 M	<12 M	<12 M	<12 M	<12 M	<12 M
sum of detected mpo xylene by GC	<9 µg/kg	TM089		<9	<36	<9	<9	<9	<9
sum of detected BTEX by GC	<24 µg/kg	TM089		<24	<96	<24	<24	<24	<24
Aliphatics >C5-C6	<10 µg/kg	TM089		<40	<40	<40	<40	<40	<40
Aliphatics >C6-C8	<10 µg/kg	TM089		<40	<40	<40	<40	<40	<40
Aliphatics >C8-C10	<10 µg/kg	TM089		<40	<40	<40	<40	<40	<40
Aliphatics >C10-C12	<10 µg/kg	TM089		<40	<40	<40	<40	<40	<40
Aliphatics >C12-C16	<100 µg/kg	TM173		<100	<100	<100	<100	<100	6820
Aliphatics >C16-C21	<100 µg/kg	TM173		<100	<100	<100	<100	<100	<100
Aliphatics >C21-C35	<100 µg/kg	TM173		1250	2970	<100	<100	<100	<100
Aliphatics >C35-C44	<100 µg/kg	TM173		<100	<100	<100	<100	<100	<100
Total Aliphatics >C12-C44	<100 µg/kg	TM173		1250	2970	<100	<100	<100	6820
Aromatics >EC5-EC7	<10 µg/kg	TM089		<40	<40	<40	<40	<40	<40
Aromatics >EC7-EC8	<10 µg/kg	TM089		<40	<40	<40	<40	<40	<40
Aromatics >EC8-EC10	<10 µg/kg	TM089		<40	<40	<40	<40	<40	<40
Aromatics >EC10-EC12	<10 µg/kg	TM089		<40	<40	<40	<40	<40	<40
Aromatics >EC12-EC16	<100 µg/kg	TM173		<100	<100	<100	<100	<100	1050
Aromatics >EC16-EC21	<100 µg/kg	TM173		<100	8690	<100	<100	<100	<100
Aromatics >EC21-EC35	<100 µg/kg	TM173		20800	20400	<100	<100	<100	1440
Aromatics >EC35-EC44	<100 µg/kg	TM173		5490	<100	<100	<100	<100	3100
Aromatics >EC40-EC44	<100 µg/kg	TM173		1810	<100	<100	<100	<100	1910
Total Aromatics >EC12-EC44	<100 µg/kg	TM173		26300	29000	<100	<100	<100	5600
Total Aliphatics & Aromatics >C5-C44	<100 µg/kg	TM173		27500	32100	<100	<100	<100	12400

CERTIFICATE OF ANALYSIS

SDG:	140702-94	**Location:**	Coed Darcy	**Order Number:**	CD0727
Job:	H_ATKINS_LDC-224	**Customer:**	Atkins Global Ltd	**Report Number:**	277967
Client Reference:	Site Wide Trial Pitting	**Attention:**	Jack Lowrie	**Superseded Report:**	

TPH CWG (S)

Results Legend

#	ISO17025 accredited.
M	*m*CERTS accredited.
aq	Aqueous / settled sample.
diss.filt	Dissolved / filtered sample.
tot.unfilt	Total / unfiltered sample.
*	Subcontracted test.
**	% recovery of the surrogate standard to check the efficiency of the method. The results of individual compounds within samples aren't corrected for the recovery
(F)	Trigger breach confirmed
1-5&+§@	Sample deviation (see appendix)

Component	LOD/Units	Method	Customer Sample R	IP365	IP366	IP366	IP366	IP366	IP371
			Depth (m)	3.50	0.50	1.50	2.50	3.50	0.50
			Sample Type	Soil/Solid	Soil/Solid	Soil/Solid	Soil/Solid	Soil/Solid	Soil/Solid
			Date Sampled	30/06/2014	30/06/2014	30/06/2014	30/06/2014	30/06/2014	30/06/2014
			Sample Time	.	.	.	.	.	.
			Date Received	02/07/2014	02/07/2014	02/07/2014	02/07/2014	02/07/2014	02/07/2014
			SDG Ref	140702-94	140702-94	140702-94	140702-94	140702-94	140702-94
			Lab Sample No.(s)	9544864	9544911	9544915	9544919	9544924	9545419
			AGS Reference						
GRO Surrogate % recovery**	%	TM089		82	94	97	106	106	105
GRO TOT (Moisture Corrected)	<44 µg/kg	TM089		61500 M	<176 M	<176 M	<176 M	<176 M	<176 M
Methyl tertiary butyl ether (MTBE)	<5 µg/kg	TM089		<20 M	<20 M	<20 M	<20 M	<20 M	<20 M
Benzene	<10 µg/kg	TM089		<40 M	<40 M	<40 M	<40 M	<40 M	<40 M
Toluene	<2 µg/kg	TM089		<8 M	<8 M	<8 M	<8 M	<8 M	<8 M
Ethylbenzene	<3 µg/kg	TM089		<12 M	<12 M	<12 M	<12 M	<12 M	<12 M
m,p-Xylene	<6 µg/kg	TM089		<24 M	<24 M	<24 M	<24 M	<24 M	<24 M
o-Xylene	<3 µg/kg	TM089		<12 M	<12 M	<12 M	<12 M	<12 M	<12 M
sum of detected mpo xylene by GC	<9 µg/kg	TM089		<9	<36	<36	<36	<36	<9
sum of detected BTEX by GC	<24 µg/kg	TM089		<24	<96	<96	<96	<96	<24
Aliphatics >C5-C6	<10 µg/kg	TM089		<40	<40	<40	<40	<40	<40
Aliphatics >C6-C8	<10 µg/kg	TM089		<40	<40	<40	<40	<40	<40
Aliphatics >C8-C10	<10 µg/kg	TM089		3600	<40	<40	<40	<40	<40
Aliphatics >C10-C12	<10 µg/kg	TM089		33300	<40	<40	<40	<40	<40
Aliphatics >C12-C16	<100 µg/kg	TM173		393000	<100	<100	392	<100	<100
Aliphatics >C16-C21	<100 µg/kg	TM173		<100	<100	<100	<100	<100	<100
Aliphatics >C21-C35	<100 µg/kg	TM173		<100	1420	<100	766	<100	<100
Aliphatics >C35-C44	<100 µg/kg	TM173		<100	<100	<100	<100	<100	<100
Total Aliphatics >C12-C44	<100 µg/kg	TM173		393000	1420	<100	1160	<100	<100
Aromatics >EC5-EC7	<10 µg/kg	TM089		<40	<40	<40	<40	<40	<40
Aromatics >EC7-EC8	<10 µg/kg	TM089		<40	<40	<40	<40	<40	<40
Aromatics >EC8-EC10	<10 µg/kg	TM089		2400	<40	<40	<40	<40	<40
Aromatics >EC10-EC12	<10 µg/kg	TM089		22200	<40	<40	<40	<40	<40
Aromatics >EC12-EC16	<100 µg/kg	TM173		<100	<100	<100	<100	<100	<100
Aromatics >EC16-EC21	<100 µg/kg	TM173		3410	<100	<100	<100	<100	519
Aromatics >EC21-EC35	<100 µg/kg	TM173		<100	883	<100	<100	<100	3150
Aromatics >EC35-EC44	<100 µg/kg	TM173		<100	<100	<100	<100	<100	<100
Aromatics >EC40-EC44	<100 µg/kg	TM173		<100	<100	<100	<100	<100	<100
Total Aromatics >EC12-EC44	<100 µg/kg	TM173		3410	883	<100	<100	<100	3670
Total Aliphatics & Aromatics >C5-C44	<100 µg/kg	TM173		458000	2370	<100	1160	<100	3670

CERTIFICATE OF ANALYSIS

SDG:	140702-94	**Location:**	Coed Darcy	**Order Number:**	CD0727
Job:	H_ATKINS_LDC-224	**Customer:**	Atkins Global Ltd	**Report Number:**	277967
Client Reference:	Site Wide Trial Pitting	**Attention:**	Jack Lowrie	**Superseded Report:**	

TPH CWG (S)

Results Legend	
#	ISO17025 accredited.
M	*m*CERTS accredited.
aq	Aqueous / settled sample.
diss.filt	Dissolved / filtered sample.
tot.unfilt	Total / unfiltered sample.
*	Subcontracted test.
**	% recovery of the surrogate standard to check the efficiency of the method. The results of individual compounds within samples aren't corrected for the recovery
(F)	Trigger breach confirmed
1-5&+§@	Sample deviation (see appendix)

Component	LOD/Units	Method	Customer Sample R	IP372	IP372	IP372	IP372	IP376	IP376
			Depth (m)	0.50	1.50	2.50	3.30	0.50	1.50
			Sample Type	Soil/Solid	Soil/Solid	Soil/Solid	Soil/Solid	Soil/Solid	Soil/Solid
			Date Sampled	30/06/2014	30/06/2014	30/06/2014	30/06/2014	30/06/2014	30/06/2014
			Sample Time	.	.	.	.	.	.
			Date Received	02/07/2014	02/07/2014	02/07/2014	02/07/2014	02/07/2014	02/07/2014
			SDG Ref	140702-94	140702-94	140702-94	140702-94	140702-94	140702-94
			Lab Sample No.(s)	9544868	9544872	9544876	9544880	9545065	9545114
			AGS Reference						
GRO Surrogate % recovery**	%	TM089		76	73	84	92	108	98
GRO TOT (Moisture Corrected)	<44 µg/kg	TM089		675 M	<176 M	<176 M	341000 M	<176 M	<176 M
Methyl tertiary butyl ether (MTBE)	<5 µg/kg	TM089		<20 M	<20 M	<20 M	<50 M	<20 M	<20 M
Benzene	<10 µg/kg	TM089		<40 M	<40 M	<40 M	<100 M	<40 M	<40 M
Toluene	<2 µg/kg	TM089		<8 M	<8 M	<8 M	<20 M	<8 M	<8 M
Ethylbenzene	<3 µg/kg	TM089		<12 M	<12 M	<12 M	<30 M	<12 M	<12 M
m,p-Xylene	<6 µg/kg	TM089		<24 M	<24 M	<24 M	<60 M	<24 M	<24 M
o-Xylene	<3 µg/kg	TM089		<12 M	<12 M	<12 M	<30 M	<12 M	<12 M
sum of detected mpo xylene by GC	<9 µg/kg	TM089		<9	<9	<9	<9	<9	<36
sum of detected BTEX by GC	<24 µg/kg	TM089		<24	<24	<24	<24	<24	<96
Aliphatics >C5-C6	<10 µg/kg	TM089		<40	<40	<40	<100	<40	<40
Aliphatics >C6-C8	<10 µg/kg	TM089		<40	<40	<40	711	<40	<40
Aliphatics >C8-C10	<10 µg/kg	TM089		<40	<40	<40	39800	<40	<40
Aliphatics >C10-C12	<10 µg/kg	TM089		355	<40	<40	164000	<40	<40
Aliphatics >C12-C16	<100 µg/kg	TM173		16400	4890	<100	443000	<100	<100
Aliphatics >C16-C21	<100 µg/kg	TM173		1090	1650	<100	12400	<100	<100
Aliphatics >C21-C35	<100 µg/kg	TM173		<100	4060	<100	<100	<100	<100
Aliphatics >C35-C44	<100 µg/kg	TM173		<100	<100	<100	<100	<100	<100
Total Aliphatics >C12-C44	<100 µg/kg	TM173		17500	10600	<100	455000	<100	<100
Aromatics >EC5-EC7	<10 µg/kg	TM089		<40	<40	<40	<100	<40	<40
Aromatics >EC7-EC8	<10 µg/kg	TM089		<40	<40	<40	<100	<40	<40
Aromatics >EC8-EC10	<10 µg/kg	TM089		<40	<40	<40	26500	<40	<40
Aromatics >EC10-EC12	<10 µg/kg	TM089		237	<40	<40	109000	<40	<40
Aromatics >EC12-EC16	<100 µg/kg	TM173		<100	1070	<100	76800	<100	<100
Aromatics >EC16-EC21	<100 µg/kg	TM173		377	4830	<100	2720	<100	<100
Aromatics >EC21-EC35	<100 µg/kg	TM173		5410	33400	<100	<100	<100	<100
Aromatics >EC35-EC44	<100 µg/kg	TM173		200	14700	<100	<100	<100	<100
Aromatics >EC40-EC44	<100 µg/kg	TM173		<100	6370	<100	<100	<100	<100
Total Aromatics >EC12-EC44	<100 µg/kg	TM173		5990	54000	<100	79600	<100	<100
Total Aliphatics & Aromatics >C5-C44	<100 µg/kg	TM173		24200	64600	<100	876000	<100	<100

CERTIFICATE OF ANALYSIS

SDG:	140702-94	**Location:**	Coed Darcy	**Order Number:**	CD0727
Job:	H_ATKINS_LDC-224	**Customer:**	Atkins Global Ltd	**Report Number:**	277967
Client Reference:	Site Wide Trial Pitting	**Attention:**	Jack Lowrie	**Superseded Report:**	

TPH CWG (S)

Results Legend	
#	ISO17025 accredited.
M	*m*CERTS accredited.
aq	Aqueous / settled sample.
diss.filt	Dissolved / filtered sample.
tot.unfilt	Total / unfiltered sample.
*	Subcontracted test.
**	% recovery of the surrogate standard to check the efficiency of the method. The results of individual compounds within samples aren't corrected for the recovery
(F)	Trigger breach confirmed
1-5&+§@	Sample deviation (see appendix)

Component	LOD/Units	Method	Customer Sample R	IP376	IP376	IP376	IP377	IP377	IP377
			Depth (m)	2.50	3.50	4.50	0.50	0.70	1.50
			Sample Type	Soil/Solid	Soil/Solid	Soil/Solid	Soil/Solid	Soil/Solid	Soil/Solid
			Date Sampled	30/06/2014	30/06/2014	30/06/2014	30/06/2014	30/06/2014	30/06/2014
			Sample Time	.	.	.	.	.	.
			Date Received	02/07/2014	02/07/2014	02/07/2014	02/07/2014	02/07/2014	02/07/2014
			SDG Ref	140702-94	140702-94	140702-94	140702-94	140702-94	140702-94
			Lab Sample No.(s)	9545166	9545214	9545263	9544885	9544893	9544898
			AGS Reference						
GRO Surrogate % recovery**	%	TM089		82	98	79	77	90	81
GRO TOT (Moisture Corrected)	<44 µg/kg	TM089		<176 M	<176 M	<176 M	<176 M	<880 M	<176 M
Methyl tertiary butyl ether (MTBE)	<5 µg/kg	TM089		<20 M	<20 M	<20 M	<20 M	<100 M	<20 M
Benzene	<10 µg/kg	TM089		<40 M	<40 M	<40 M	<40 M	<200 M	<40 M
Toluene	<2 µg/kg	TM089		<8 M	<8 M	<8 M	<8 M	<40 M	<8 M
Ethylbenzene	<3 µg/kg	TM089		<12 M	<12 M	<12 M	<12 M	<60 M	<12 M
m,p-Xylene	<6 µg/kg	TM089		<24 M	<24 M	<24 M	<24 M	<120 M	<24 M
o-Xylene	<3 µg/kg	TM089		<12 M	<12 M	<12 M	<12 M	<60 M	<12 M
sum of detected mpo xylene by GC	<9 µg/kg	TM089		<9	<36	<9	<9	<9	<9
sum of detected BTEX by GC	<24 µg/kg	TM089		<24	<96	<24	<24	<24	<24
Aliphatics >C5-C6	<10 µg/kg	TM089		<40	<40	<40	<40	<200	<40
Aliphatics >C6-C8	<10 µg/kg	TM089		<40	<40	<40	<40	<200	<40
Aliphatics >C8-C10	<10 µg/kg	TM089		<40	<40	<40	<40	<200	<40
Aliphatics >C10-C12	<10 µg/kg	TM089		<40	<40	<40	<40	<200	<40
Aliphatics >C12-C16	<100 µg/kg	TM173		<100	<100	<100	<100	1620	<100
Aliphatics >C16-C21	<100 µg/kg	TM173		<100	620	<100	<100	4380	<100
Aliphatics >C21-C35	<100 µg/kg	TM173		<100	1420	<100	12800	19800	<100
Aliphatics >C35-C44	<100 µg/kg	TM173		<100	<100	<100	3690	6470	<100
Total Aliphatics >C12-C44	<100 µg/kg	TM173		<100	2040	<100	16400	32200	<100
Aromatics >EC5-EC7	<10 µg/kg	TM089		<40	<40	<40	<40	<200	<40
Aromatics >EC7-EC8	<10 µg/kg	TM089		<40	<40	<40	<40	<200	<40
Aromatics >EC8-EC10	<10 µg/kg	TM089		<40	<40	<40	<40	<200	<40
Aromatics >EC10-EC12	<10 µg/kg	TM089		<40	<40	<40	<40	<200	<40
Aromatics >EC12-EC16	<100 µg/kg	TM173		<100	<100	<100	<100	572	<100
Aromatics >EC16-EC21	<100 µg/kg	TM173		<100	<100	<100	906	2480	<100
Aromatics >EC21-EC35	<100 µg/kg	TM173		<100	1020	1030	8990	14600	<100
Aromatics >EC35-EC44	<100 µg/kg	TM173		180	<100	<100	815	5240	<100
Aromatics >EC40-EC44	<100 µg/kg	TM173		339	<100	<100	<100	1840	<100
Total Aromatics >EC12-EC44	<100 µg/kg	TM173		180	1020	1030	10700	22900	<100
Total Aliphatics & Aromatics >C5-C44	<100 µg/kg	TM173		183	3060	1030	27200	55100	<100

CERTIFICATE OF ANALYSIS

SDG:	140702-94	**Location:**	Coed Darcy	**Order Number:**	CD0727
Job:	H_ATKINS_LDC-224	**Customer:**	Atkins Global Ltd	**Report Number:**	277967
Client Reference:	Site Wide Trial Pitting	**Attention:**	Jack Lowrie	**Superseded Report:**	

TPH CWG (S)

Results Legend	
#	ISO17025 accredited.
M	*m*CERTS accredited.
aq	Aqueous / settled sample.
diss.filt	Dissolved / filtered sample.
tot.unfilt	Total / unfiltered sample.
*	Subcontracted test.
**	% recovery of the surrogate standard to check the efficiency of the method. The results of individual compounds within samples aren't corrected for the recovery
(F)	Trigger breach confirmed
1-5&+§@	Sample deviation (see appendix)

Component	LOD/Units	Method	Customer Sample R	IP377	IP377	IP378	IP378	IP378	IP378
			Depth (m)	2.50	3.50	0.50	1.50	2.50	3.50
			Sample Type	Soil/Solid	Soil/Solid	Soil/Solid	Soil/Solid	Soil/Solid	Soil/Solid
			Date Sampled	30/06/2014	30/06/2014	30/06/2014	30/06/2014	30/06/2014	30/06/2014
			Sample Time	.	.	.	.	.	.
			Date Received	02/07/2014	02/07/2014	02/07/2014	02/07/2014	02/07/2014	02/07/2014
			SDG Ref	140702-94	140702-94	140702-94	140702-94	140702-94	140702-94
			Lab Sample No.(s)	9544902	9544907	9544928	9544933	9544943	9544947
			AGS Reference						
GRO Surrogate % recovery**	%	TM089		82	83	92	72	99	97
GRO TOT (Moisture Corrected)	<44 µg/kg	TM089		<176 M	24300 M	<176 M	<176 M	231000 M	132000 M
Methyl tertiary butyl ether (MTBE)	<5 µg/kg	TM089		<20 M	<20 M	<20 M	<20 M	<20 M	<20 M
Benzene	<10 µg/kg	TM089		<40 M	<40 M	<40 M	<40 M	<40 M	<40 M
Toluene	<2 µg/kg	TM089		<8 M	<8 M	<8 M	<8 M	<8 M	<8 M
Ethylbenzene	<3 µg/kg	TM089		<12 M	<12 M	<12 M	<12 M	<12 M	<12 M
m,p-Xylene	<6 µg/kg	TM089		<24 M	<24 M	<24 M	<24 M	<24 M	<24 M
o-Xylene	<3 µg/kg	TM089		<12 M	<12 M	<12 M	<12 M	<12 M	<12 M
sum of detected mpo xylene by GC	<9 µg/kg	TM089		<9	<9	<9	<9	<36	<36
sum of detected BTEX by GC	<24 µg/kg	TM089		<24	<24	<24	<24	<96	<96
Aliphatics >C5-C6	<10 µg/kg	TM089		<40	<40	<40	<40	<40	<40
Aliphatics >C6-C8	<10 µg/kg	TM089		<40	81.4	<40	<40	1840	958
Aliphatics >C8-C10	<10 µg/kg	TM089		<40	2940	<40	<40	39900	18500
Aliphatics >C10-C12	<10 µg/kg	TM089		<40	11600	<40	<40	97600	60200
Aliphatics >C12-C16	<100 µg/kg	TM173		<100	7630	<100	<100	199000	279000
Aliphatics >C16-C21	<100 µg/kg	TM173		<100	564	<100	<100	5740	7710
Aliphatics >C21-C35	<100 µg/kg	TM173		<100	<100	4500	787	6470	<100
Aliphatics >C35-C44	<100 µg/kg	TM173		<100	<100	<100	<100	1510	<100
Total Aliphatics >C12-C44	<100 µg/kg	TM173		<100	8200	4500	787	213000	287000
Aromatics >EC5-EC7	<10 µg/kg	TM089		<40	<40	<40	<40	<40	<40
Aromatics >EC7-EC8	<10 µg/kg	TM089		<40	<40	<40	<40	<40	<40
Aromatics >EC8-EC10	<10 µg/kg	TM089		<40	1960	<40	<40	26600	12300
Aromatics >EC10-EC12	<10 µg/kg	TM089		<40	7710	<40	<40	65100	40100
Aromatics >EC12-EC16	<100 µg/kg	TM173		<100	<100	1150	<100	5630	45100
Aromatics >EC16-EC21	<100 µg/kg	TM173		<100	<100	2430	<100	3500	2370
Aromatics >EC21-EC35	<100 µg/kg	TM173		<100	3710	13500	2300	11200	<100
Aromatics >EC35-EC44	<100 µg/kg	TM173		<100	<100	6160	<100	5790	<100
Aromatics >EC40-EC44	<100 µg/kg	TM173		<100	<100	2270	<100	2930	<100
Total Aromatics >EC12-EC44	<100 µg/kg	TM173		<100	3710	23300	2300	26200	47500
Total Aliphatics & Aromatics >C5-C44	<100 µg/kg	TM173		<100	36200	27800	3090	470000	467000

CERTIFICATE OF ANALYSIS

SDG:	140702-94	**Location:**	Coed Darcy	**Order Number:**	CD0727
Job:	H_ATKINS_LDC-224	**Customer:**	Atkins Global Ltd	**Report Number:**	277967
Client Reference:	Site Wide Trial Pitting	**Attention:**	Jack Lowrie	**Superseded Report:**	

TPH CWG (S)

Results Legend	
#	ISO17025 accredited.
M	*m*CERTS accredited.
aq	Aqueous / settled sample.
diss.filt	Dissolved / filtered sample.
tot.unfilt	Total / unfiltered sample.
*	Subcontracted test.
**	% recovery of the surrogate standard to check the efficiency of the method. The results of individual compounds within samples aren't corrected for the recovery
(F)	Trigger breach confirmed
1-5&+§@	Sample deviation (see appendix)

Component	LOD/Units	Method	Customer Sample R	IP379	IP380	IP382	IP383	IP391	IP391
			Depth (m)	0.50	0.50	0.50	0.50	0.50	1.50
			Sample Type	Soil/Solid	Soil/Solid	Soil/Solid	Soil/Solid	Soil/Solid	Soil/Solid
			Date Sampled	30/06/2014	30/06/2014	30/06/2014	30/06/2014	30/06/2014	30/06/2014
			Sample Time	.	.	.	.	.	.
			Date Received	02/07/2014	02/07/2014	02/07/2014	02/07/2014	02/07/2014	02/07/2014
			SDG Ref	140702-94	140702-94	140702-94	140702-94	140702-94	140702-94
			Lab Sample No.(s)	9544837	9544841	9544889	9544938	9545312	9545364
			AGS Reference						
GRO Surrogate % recovery**	%	TM089		103	97	102	91	93	91
GRO TOT (Moisture Corrected)	<44 µg/kg	TM089		<176 M	<176 #	428 M	<176 M	<176 M	<176 M
Methyl tertiary butyl ether (MTBE)	<5 µg/kg	TM089		<20 M	<20 #	<20 M	<20 M	<20 M	<20 M
Benzene	<10 µg/kg	TM089		<40 M	<40 #	<40 M	<40 M	<40 M	<40 M
Toluene	<2 µg/kg	TM089		<8 M	<8 #	<8 M	<8 M	<8 M	<8 M
Ethylbenzene	<3 µg/kg	TM089		<12 M	<12 #	<12 M	<12 M	<12 M	<12 M
m,p-Xylene	<6 µg/kg	TM089		<24 M	<24 #	<24 M	<24 M	<24 M	<24 M
o-Xylene	<3 µg/kg	TM089		<12 M	<12 #	<12 M	<12 M	<12 M	<12 M
sum of detected mpo xylene by GC	<9 µg/kg	TM089		<36	<36	<36	<9	<9	<9
sum of detected BTEX by GC	<24 µg/kg	TM089		<96	<96	<96	<24	<24	<24
Aliphatics >C5-C6	<10 µg/kg	TM089		<40	<40	<40	<40	<40	<40
Aliphatics >C6-C8	<10 µg/kg	TM089		<40	<40	44.2	<40	<40	<40
Aliphatics >C8-C10	<10 µg/kg	TM089		<40	<40	97.1	<40	<40	<40
Aliphatics >C10-C12	<10 µg/kg	TM089		<40	<40	125	<40	<40	<40
Aliphatics >C12-C16	<100 µg/kg	TM173		<100	<100	<100	<100	<100	<100
Aliphatics >C16-C21	<100 µg/kg	TM173		<100	<100	<100	<100	<100	<100
Aliphatics >C21-C35	<100 µg/kg	TM173		<100	2570	2990	3770	<100	<100
Aliphatics >C35-C44	<100 µg/kg	TM173		<100	<100	<100	<100	<100	<100
Total Aliphatics >C12-C44	<100 µg/kg	TM173		<100	2570	2990	3770	<100	<100
Aromatics >EC5-EC7	<10 µg/kg	TM089		<40	<40	<40	<40	<40	<40
Aromatics >EC7-EC8	<10 µg/kg	TM089		<40	<40	<40	<40	<40	<40
Aromatics >EC8-EC10	<10 µg/kg	TM089		<40	<40	66.9	<40	<40	<40
Aromatics >EC10-EC12	<10 µg/kg	TM089		<40	<40	84.2	<40	<40	<40
Aromatics >EC12-EC16	<100 µg/kg	TM173		<100	<100	<100	<100	<100	<100
Aromatics >EC16-EC21	<100 µg/kg	TM173		<100	474	873	6650	<100	<100
Aromatics >EC21-EC35	<100 µg/kg	TM173		<100	4150	8850	19800	1690	<100
Aromatics >EC35-EC44	<100 µg/kg	TM173		<100	549	5380	4330	2950	<100
Aromatics >EC40-EC44	<100 µg/kg	TM173		<100	<100	2630	1290	1770	<100
Total Aromatics >EC12-EC44	<100 µg/kg	TM173		<100	5170	15100	30800	4640	<100
Total Aliphatics & Aromatics >C5-C44	<100 µg/kg	TM173		<100	7740	18500	34700	4650	<100

CERTIFICATE OF ANALYSIS

SDG:	140702-94	**Location:**	Coed Darcy	**Order Number:**	CD0727
Job:	H_ATKINS_LDC-224	**Customer:**	Atkins Global Ltd	**Report Number:**	277967
Client Reference:	Site Wide Trial Pitting	**Attention:**	Jack Lowrie	**Superseded Report:**	

TPH CWG (S)

Results Legend	
#	ISO17025 accredited.
M	*m*CERTS accredited.
aq	Aqueous / settled sample.
diss.filt	Dissolved / filtered sample.
tot.unfilt	Total / unfiltered sample.
*	Subcontracted test.
**	% recovery of the surrogate standard to check the efficiency of the method. The results of individual compounds within samples aren't corrected for the recovery
(F)	Trigger breach confirmed
1-5&+§@	Sample deviation (see appendix)

Component	LOD/Units	Method	Customer Sample R	IP392	IP397	IPXXX	IPXXX	IPXXX	IPXXX
			Depth (m)	0.50	0.50	0.50	1.50	2.50	3.50
			Sample Type	Soil/Solid	Soil/Solid	Soil/Solid	Soil/Solid	Soil/Solid	Soil/Solid
			Date Sampled	30/06/2014	30/06/2014	30/06/2014	30/06/2014	30/06/2014	30/06/2014
			Sample Time	.	.	.	.	.	.
			Date Received	02/07/2014	02/07/2014	02/07/2014	02/07/2014	02/07/2014	02/07/2014
			SDG Ref	140702-94	140702-94	140702-94	140702-94	140702-94	140702-94
			Lab Sample No.(s)	9544988	9545030	9545452	9545457	9545461	9544846
			AGS Reference						
GRO Surrogate % recovery**	%	TM089		97	94	84	80	79	88
GRO TOT (Moisture Corrected)	<44 µg/kg	TM089		194 M	159000 M	<176 M	<176 M	<176 M	<176 M
Methyl tertiary butyl ether (MTBE)	<5 µg/kg	TM089		<20 M	<20 M	<20 M	<20 M	<20 M	<20 M
Benzene	<10 µg/kg	TM089		<40 M	<40 M	<40 M	<40 M	<40 M	<40 M
Toluene	<2 µg/kg	TM089		<8 M	<8 M	<8 M	<8 M	<8 M	<8 M
Ethylbenzene	<3 µg/kg	TM089		<12 M	<12 M	<12 M	<12 M	<12 M	<12 M
m,p-Xylene	<6 µg/kg	TM089		<24 M	<24 M	<24 M	<24 M	<24 M	<24 M
o-Xylene	<3 µg/kg	TM089		<12 M	<12 M	<12 M	<12 M	<12 M	<12 M
sum of detected mpo xylene by GC	<9 µg/kg	TM089		<36	<36	<9	<9	<9	<9
sum of detected BTEX by GC	<24 µg/kg	TM089		<96	<96	<24	<24	<24	<24
Aliphatics >C5-C6	<10 µg/kg	TM089		<40	<40	<40	<40	<40	<40
Aliphatics >C6-C8	<10 µg/kg	TM089		<40	245	<40	<40	<40	<40
Aliphatics >C8-C10	<10 µg/kg	TM089		46.9	29100	<40	<40	<40	<40
Aliphatics >C10-C12	<10 µg/kg	TM089		43.6	66100	<40	<40	<40	<40
Aliphatics >C12-C16	<100 µg/kg	TM173		129	274000	<100	<100	<100	<100
Aliphatics >C16-C21	<100 µg/kg	TM173		<100	6850	<100	<100	<100	<100
Aliphatics >C21-C35	<100 µg/kg	TM173		3850	<100	1350	<100	<100	<100
Aliphatics >C35-C44	<100 µg/kg	TM173		<100	<100	<100	<100	<100	<100
Total Aliphatics >C12-C44	<100 µg/kg	TM173		3980	281000	1350	<100	<100	<100
Aromatics >EC5-EC7	<10 µg/kg	TM089		<40	<40	<40	<40	<40	<40
Aromatics >EC7-EC8	<10 µg/kg	TM089		<40	<40	<40	<40	<40	<40
Aromatics >EC8-EC10	<10 µg/kg	TM089		<40	19400	<40	<40	<40	<40
Aromatics >EC10-EC12	<10 µg/kg	TM089		<40	44100	<40	<40	<40	<40
Aromatics >EC12-EC16	<100 µg/kg	TM173		<100	<100	<100	<100	<100	<100
Aromatics >EC16-EC21	<100 µg/kg	TM173		812	<100	301	<100	<100	<100
Aromatics >EC21-EC35	<100 µg/kg	TM173		14500	<100	1470	<100	<100	<100
Aromatics >EC35-EC44	<100 µg/kg	TM173		1590	<100	<100	<100	<100	<100
Aromatics >EC40-EC44	<100 µg/kg	TM173		<100	<100	<100	<100	<100	<100
Total Aromatics >EC12-EC44	<100 µg/kg	TM173		16900	<100	1770	<100	<100	<100
Total Aliphatics & Aromatics >C5-C44	<100 µg/kg	TM173		21100	440000	3120	<100	<100	<100

CERTIFICATE OF ANALYSIS

SDG:	140702-94	**Location:**	Coed Darcy	**Order Number:**	CD0727
Job:	H_ATKINS_LDC-224	**Customer:**	Atkins Global Ltd	**Report Number:**	277967
Client Reference:	Site Wide Trial Pitting	**Attention:**	Jack Lowrie	**Superseded Report:**	

Asbestos Identification - Solid Samples

		Date of Analysis	Analysed By	Comments	Amosite (Brown) Asbestos	Chrysotile (White) Asbestos	Crocidolite (Blue) Asbestos	Fibrous Actinolite	Fibrous Anthophyllite	Fibrous Tremolite	Non-Asbestos Fibre
Cust. Sample Ref. Depth (m) Sample Type Date Sampled Date Receieved SDG Original Sample Method Number	IP021 0.50 SOLID 30/06/2014 00:00:00 140702-94 9545225 TM048	13/07/14	Martin Cotterell	-	Not Detected (#)	Not Detected (#)	Not Detected (#)	Not Detected (#)	Not Detected (#)	Not Detected (#)	Not Detected
Cust. Sample Ref. Depth (m) Sample Type Date Sampled Date Receieved SDG Original Sample Method Number	IP022 0.50 SOLID 30/06/2014 00:00:00 140702-94 9545245 TM048	12/07/14	Lauren Sargeant	-	Not Detected (#)	Not Detected (#)	Not Detected (#)	Not Detected (#)	Not Detected (#)	Not Detected (#)	Not Detected
Cust. Sample Ref. Depth (m) Sample Type Date Sampled Date Receieved SDG Original Sample Method Number	IP050 0.50 SOLID 30/06/2014 00:00:00 140702-94 9545268 TM048	14/07/14	Lauren Sargeant	Loose fibres in soil	Not Detected (#)	Detected (#)	Not Detected (#)	Not Detected (#)	Not Detected (#)	Not Detected (#)	Not Detected
Cust. Sample Ref. Depth (m) Sample Type Date Sampled Date Receieved SDG Original Sample Method Number	IP052 0.50 SOLID 30/06/2014 00:00:00 140702-94 9545281 TM048	13/07/14	Martin Cotterell	-	Not Detected (#)	Not Detected (#)	Not Detected (#)	Not Detected (#)	Not Detected (#)	Not Detected (#)	Not Detected
Cust. Sample Ref. Depth (m) Sample Type Date Sampled Date Receieved SDG Original Sample Method Number	IP101 0.50 SOLID 30/06/2014 00:00:00 140702-94 9545026 TM048	14/07/14	Lauren Sargeant	-	Not Detected (#)	Not Detected (#)	Not Detected (#)	Not Detected (#)	Not Detected (#)	Not Detected (#)	Not Detected

CERTIFICATE OF ANALYSIS

SDG:	140702-94	**Location:**	Coed Darcy	**Order Number:**	CD0727
Job:	H_ATKINS_LDC-224	**Customer:**	Atkins Global Ltd	**Report Number:**	277967
Client Reference:	Site Wide Trial Pitting	**Attention:**	Jack Lowrie	**Superseded Report:**	

		Date of Analysis	Analysed By	Comments	Amosite (Brown) Asbestos	Chrysotile (White) Asbestos	Crocidolite (Blue) Asbestos	Fibrous Actinolite	Fibrous Anthophyllite	Fibrous Tremolite	Non-Asbestos Fibre
Cust. Sample Ref. Depth (m) Sample Type Date Sampled Date Receieved SDG Original Sample Method Number	IP139 0.50 SOLID 30/06/2014 00:00:00 140702-94 9545135 TM048	14/07/14	Paul Fenney	-	Not Detected (#)	Not Detected (#)	Not Detected (#)	Not Detected (#)	Not Detected (#)	Not Detected (#)	Not Detected
Cust. Sample Ref. Depth (m) Sample Type Date Sampled Date Receieved SDG Original Sample Method Number	IP144 0.50 SOLID 30/06/2014 00:00:00 140702-94 9545145 TM048	13/07/14	Martin Cotterell	-	Not Detected (#)	Not Detected (#)	Not Detected (#)	Not Detected (#)	Not Detected (#)	Not Detected (#)	Not Detected
Cust. Sample Ref. Depth (m) Sample Type Date Sampled Date Receieved SDG Original Sample Method Number	IP146 0.50 SOLID 30/06/2014 00:00:00 140702-94 9545110 TM048	12/07/14	Lauren Sargeant	-	Not Detected (#)	Not Detected (#)	Not Detected (#)	Not Detected (#)	Not Detected (#)	Not Detected (#)	Not Detected
Cust. Sample Ref. Depth (m) Sample Type Date Sampled Date Receieved SDG Original Sample Method Number	IP149 0.50 SOLID 30/06/2014 00:00:00 140702-94 9545431 TM048	14/07/14	Paul Fenney	-	Not Detected (#)	Not Detected (#)	Not Detected (#)	Not Detected (#)	Not Detected (#)	Not Detected (#)	Not Detected
Cust. Sample Ref. Depth (m) Sample Type Date Sampled Date Receieved SDG Original Sample Method Number	IP167 0.50 SOLID 30/06/2014 00:00:00 140702-94 9545158 TM048	13/07/14	Martin Cotterell	-	Not Detected (#)	Not Detected (#)	Not Detected (#)	Not Detected (#)	Not Detected (#)	Not Detected (#)	Not Detected
Cust. Sample Ref. Depth (m) Sample Type Date Sampled Date Receieved SDG Original Sample Method Number	IP170 0.50 SOLID 30/06/2014 00:00:00 140702-94 9545102 TM048	14/07/14	Lauren Sargeant	-	Not Detected (#)	Not Detected (#)	Not Detected (#)	Not Detected (#)	Not Detected (#)	Not Detected (#)	Not Detected

CERTIFICATE OF ANALYSIS

SDG:	140702-94	**Location:**	Coed Darcy	**Order Number:**	CD0727
Job:	H_ATKINS_LDC-224	**Customer:**	Atkins Global Ltd	**Report Number:**	277967
Client Reference:	Site Wide Trial Pitting	**Attention:**	Jack Lowrie	**Superseded Report:**	

		Date of Analysis	Analysed By	Comments	Amosite (Brown) Asbestos	Chrysotile (White) Asbestos	Crocidolite (Blue) Asbestos	Fibrous Actinolite	Fibrous Anthophyllite	Fibrous Tremolite	Non-Asbestos Fibre
Cust. Sample Ref. Depth (m) Sample Type Date Sampled Date Receieved SDG Original Sample Method Number	IP177 0.50 SOLID 30/06/2014 00:00:00 140702-94 9545080 TM048	14/07/14	Paul Fenney	-	Not Detected (#)	Not Detected (#)	Not Detected (#)	Not Detected (#)	Not Detected (#)	Not Detected (#)	Not Detected
Cust. Sample Ref. Depth (m) Sample Type Date Sampled Date Receieved SDG Original Sample Method Number	IP178 0.50 SOLID 30/06/2014 00:00:00 140702-94 9545053 TM048	14/07/14	Paul Fenney	-	Not Detected (#)	Not Detected (#)	Not Detected (#)	Not Detected (#)	Not Detected (#)	Not Detected (#)	Not Detected
Cust. Sample Ref. Depth (m) Sample Type Date Sampled Date Receieved SDG Original Sample Method Number	IP181 0.50 SOLID 30/06/2014 00:00:00 140702-94 9545320 TM048	13/07/14	Martin Cotterell	-	Not Detected (#)	Not Detected (#)	Not Detected (#)	Not Detected (#)	Not Detected (#)	Not Detected (#)	Not Detected
Cust. Sample Ref. Depth (m) Sample Type Date Sampled Date Receieved SDG Original Sample Method Number	IP182 0.50 SOLID 30/06/2014 00:00:00 140702-94 9545342 TM048	14/07/14	Paul Fenney	-	Not Detected (#)	Not Detected (#)	Not Detected (#)	Not Detected (#)	Not Detected (#)	Not Detected (#)	Not Detected
Cust. Sample Ref. Depth (m) Sample Type Date Sampled Date Receieved SDG Original Sample Method Number	IP183 0.50 SOLID 30/06/2014 00:00:00 140702-94 9545378 TM048	13/07/14	Martin Cotterell	-	Not Detected (#)	Not Detected (#)	Not Detected (#)	Not Detected (#)	Not Detected (#)	Not Detected (#)	Not Detected
Cust. Sample Ref. Depth (m) Sample Type Date Sampled Date Receieved SDG Original Sample Method Number	IP192 0.50 SOLID 30/06/2014 00:00:00 140702-94 9545037 TM048	14/07/14	Paul Fenney	Loose fibres in soil	Detected (#)	Not Detected (#)	Not Detected (#)	Not Detected (#)	Not Detected (#)	Not Detected (#)	Not Detected

CERTIFICATE OF ANALYSIS

SDG:	140702-94	**Location:**	Coed Darcy	**Order Number:**	CD0727
Job:	H_ATKINS_LDC-224	**Customer:**	Atkins Global Ltd	**Report Number:**	277967
Client Reference:	Site Wide Trial Pitting	**Attention:**	Jack Lowrie	**Superseded Report:**	

		Date of Analysis	Analysed By	Comments	Amosite (Brown) Asbestos	Chrysotile (White) Asbestos	Crocidolite (Blue) Asbestos	Fibrous Actinolite	Fibrous Anthophyllite	Fibrous Tremolite	Non-Asbestos Fibre
Cust. Sample Ref. Depth (m) Sample Type Date Sampled Date Receieved SDG Original Sample Method Number	IP193 0.50 SOLID 30/06/2014 00:00:00 140702-94 9545172 TM048	13/07/14	Martin Cotterell	-	Not Detected (#)	Not Detected (#)	Not Detected (#)	Not Detected (#)	Not Detected (#)	Not Detected (#)	Not Detected
Cust. Sample Ref. Depth (m) Sample Type Date Sampled Date Receieved SDG Original Sample Method Number	IP200 0.50 SOLID 30/06/2014 00:00:00 140702-94 9545202 TM048	13/07/14	Martin Cotterell	-	Not Detected (#)	Not Detected (#)	Not Detected (#)	Not Detected (#)	Not Detected (#)	Not Detected (#)	Not Detected
Cust. Sample Ref. Depth (m) Sample Type Date Sampled Date Receieved SDG Original Sample Method Number	IP201 0.50 SOLID 30/06/2014 00:00:00 140702-94 9545186 TM048	12/07/14	Lauren Sargeant	-	Not Detected (#)	Not Detected (#)	Not Detected (#)	Not Detected (#)	Not Detected (#)	Not Detected (#)	Not Detected
Cust. Sample Ref. Depth (m) Sample Type Date Sampled Date Receieved SDG Original Sample Method Number	IP215 0.50 SOLID 30/06/2014 00:00:00 140702-94 9544960 TM048	13/07/14	Martin Cotterell	-	Not Detected (#)	Not Detected (#)	Not Detected (#)	Not Detected (#)	Not Detected (#)	Not Detected (#)	Not Detected
Cust. Sample Ref. Depth (m) Sample Type Date Sampled Date Receieved SDG Original Sample Method Number	IP216 0.50 SOLID 30/06/2014 00:00:00 140702-94 9544970 TM048	12/07/14	Paul Fenney	-	Not Detected (#)	Not Detected (#)	Not Detected (#)	Not Detected (#)	Not Detected (#)	Not Detected (#)	Not Detected
Cust. Sample Ref. Depth (m) Sample Type Date Sampled Date Receieved SDG Original Sample Method Number	IP217 0.50 SOLID 30/06/2014 00:00:00 140702-94 9544966 TM048	12/07/14	Lauren Sargeant	-	Not Detected (#)	Not Detected (#)	Not Detected (#)	Not Detected (#)	Not Detected (#)	Not Detected (#)	Not Detected

CERTIFICATE OF ANALYSIS

SDG:	140702-94	**Location:**	Coed Darcy	**Order Number:**	CD0727
Job:	H_ATKINS_LDC-224	**Customer:**	Atkins Global Ltd	**Report Number:**	277967
Client Reference:	Site Wide Trial Pitting	**Attention:**	Jack Lowrie	**Superseded Report:**	

		Date of Analysis	Analysed By	Comments	Amosite (Brown) Asbestos	Chrysotile (White) Asbestos	Crocidolite (Blue) Asbestos	Fibrous Actinolite	Fibrous Anthophyllite	Fibrous Tremolite	Non-Asbestos Fibre
Cust. Sample Ref. Depth (m) Sample Type Date Sampled Date Receieved SDG Original Sample Method Number	IP218 0.50 SOLID 30/06/2014 00:00:00 140702-94 9544956 TM048	12/07/14	Lauren Sargeant	-	Not Detected (#)	Not Detected (#)	Not Detected (#)	Not Detected (#)	Not Detected (#)	Not Detected (#)	Not Detected
Cust. Sample Ref. Depth (m) Sample Type Date Sampled Date Receieved SDG Original Sample Method Number	IP219 0.50 SOLID 30/06/2014 00:00:00 140702-94 9544951 TM048	12/07/14	Lauren Sargeant	-	Not Detected (#)	Not Detected (#)	Not Detected (#)	Not Detected (#)	Not Detected (#)	Not Detected (#)	Not Detected
Cust. Sample Ref. Depth (m) Sample Type Date Sampled Date Receieved SDG Original Sample Method Number	IP221 0.50 SOLID 30/06/2014 00:00:00 140702-94 9545021 TM048	14/07/14	Paul Fenney	-	Not Detected (#)	Not Detected (#)	Not Detected (#)	Not Detected (#)	Not Detected (#)	Not Detected (#)	Not Detected
Cust. Sample Ref. Depth (m) Sample Type Date Sampled Date Receieved SDG Original Sample Method Number	IP222 0.50 SOLID 30/06/2014 00:00:00 140702-94 9544974 TM048	12/07/14	Lauren Sargeant	-	Not Detected (#)	Not Detected (#)	Not Detected (#)	Not Detected (#)	Not Detected (#)	Not Detected (#)	Not Detected
Cust. Sample Ref. Depth (m) Sample Type Date Sampled Date Receieved SDG Original Sample Method Number	IP223 0.50 SOLID 30/06/2014 00:00:00 140702-94 9544979 TM048	12/07/14	Lauren Sargeant	-	Not Detected (#)	Not Detected (#)	Not Detected (#)	Not Detected (#)	Not Detected (#)	Not Detected (#)	Not Detected
Cust. Sample Ref. Depth (m) Sample Type Date Sampled Date Receieved SDG Original Sample Method Number	IP224 0.50 SOLID 30/06/2014 00:00:00 140702-94 9545017 TM048	13/07/14	Martin Cotterell	-	Not Detected (#)	Not Detected (#)	Not Detected (#)	Not Detected (#)	Not Detected (#)	Not Detected (#)	Not Detected

CERTIFICATE OF ANALYSIS

SDG:	140702-94	**Location:**	Coed Darcy	**Order Number:**	CD0727
Job:	H_ATKINS_LDC-224	**Customer:**	Atkins Global Ltd	**Report Number:**	277967
Client Reference:	Site Wide Trial Pitting	**Attention:**	Jack Lowrie	**Superseded Report:**	

		Date of Analysis	Analysed By	Comments	Amosite (Brown) Asbestos	Chrysotile (White) Asbestos	Crocidolite (Blue) Asbestos	Fibrous Actinolite	Fibrous Anthophyllite	Fibrous Tremolite	Non-Asbestos Fibre
Cust. Sample Ref. Depth (m) Sample Type Date Sampled Date Receieved SDG Original Sample Method Number	IP225 0.50 SOLID 30/06/2014 00:00:00 140702-94 9545009 TM048	12/07/14	Paul Fenney	-	Not Detected (#)	Not Detected (#)	Not Detected (#)	Not Detected (#)	Not Detected (#)	Not Detected (#)	Not Detected
Cust. Sample Ref. Depth (m) Sample Type Date Sampled Date Receieved SDG Original Sample Method Number	IP226 0.50 SOLID 30/06/2014 00:00:00 140702-94 9545013 TM048	14/07/14	Lauren Sargeant	-	Not Detected (#)	Not Detected (#)	Not Detected (#)	Not Detected (#)	Not Detected (#)	Not Detected (#)	Not Detected
Cust. Sample Ref. Depth (m) Sample Type Date Sampled Date Receieved SDG Original Sample Method Number	IP232 0.50 SOLID 30/06/2014 00:00:00 140702-94 9545005 TM048	12/07/14	Paul Fenney	-	Not Detected (#)	Not Detected (#)	Not Detected (#)	Not Detected (#)	Not Detected (#)	Not Detected (#)	Not Detected
Cust. Sample Ref. Depth (m) Sample Type Date Sampled Date Receieved SDG Original Sample Method Number	IP233 0.50 SOLID 30/06/2014 00:00:00 140702-94 9544983 TM048	12/07/14	Paul Fenney	-	Not Detected (#)	Not Detected (#)	Not Detected (#)	Not Detected (#)	Not Detected (#)	Not Detected (#)	Not Detected
Cust. Sample Ref. Depth (m) Sample Type Date Sampled Date Receieved SDG Original Sample Method Number	IP239 0.50 SOLID 30/06/2014 00:00:00 140702-94 9544992 TM048	14/07/14	Lauren Sargeant	-	Not Detected (#)	Not Detected (#)	Not Detected (#)	Not Detected (#)	Not Detected (#)	Not Detected (#)	Not Detected
Cust. Sample Ref. Depth (m) Sample Type Date Sampled Date Receieved SDG Original Sample Method Number	IP240 0.20 SOLID 30/06/2014 00:00:00 140702-94 9544996 TM048	12/07/14	Lauren Sargeant	-	Not Detected (#)	Not Detected (#)	Not Detected (#)	Not Detected (#)	Not Detected (#)	Not Detected (#)	Not Detected

CERTIFICATE OF ANALYSIS

SDG:	140702-94	**Location:**	Coed Darcy	**Order Number:**	CD0727
Job:	H_ATKINS_LDC-224	**Customer:**	Atkins Global Ltd	**Report Number:**	277967
Client Reference:	Site Wide Trial Pitting	**Attention:**	Jack Lowrie	**Superseded Report:**	

		Date of Analysis	Analysed By	Comments	Amosite (Brown) Asbestos	Chrysotile (White) Asbestos	Crocidolite (Blue) Asbestos	Fibrous Actinolite	Fibrous Anthophyllite	Fibrous Tremolite	Non-Asbestos Fibre
Cust. Sample Ref. Depth (m) Sample Type Date Sampled Date Receieved SDG Original Sample Method Number	IP240 0.50 SOLID 30/06/2014 00:00:00 140702-94 9545000 TM048	14/07/14	Lauren Sargeant	-	Not Detected (#)	Not Detected (#)	Not Detected (#)	Not Detected (#)	Not Detected (#)	Not Detected (#)	Not Detected
Cust. Sample Ref. Depth (m) Sample Type Date Sampled Date Receieved SDG Original Sample Method Number	IP365 0.50 SOLID 30/06/2014 00:00:00 140702-94 9544850 TM048	11/07/14	Paul Fenney	-	Not Detected (#)	Not Detected (#)	Not Detected (#)	Not Detected (#)	Not Detected (#)	Not Detected (#)	Not Detected
Cust. Sample Ref. Depth (m) Sample Type Date Sampled Date Receieved SDG Original Sample Method Number	IP366 0.50 SOLID 30/06/2014 00:00:00 140702-94 9544911 TM048	12/07/14	Paul Fenney	-	Not Detected (#)	Not Detected (#)	Not Detected (#)	Not Detected (#)	Not Detected (#)	Not Detected (#)	Not Detected
Cust. Sample Ref. Depth (m) Sample Type Date Sampled Date Receieved SDG Original Sample Method Number	IP371 0.50 SOLID 30/06/2014 00:00:00 140702-94 9545419 TM048	12/07/14	Paul Fenney	-	Not Detected (#)	Not Detected (#)	Not Detected (#)	Not Detected (#)	Not Detected (#)	Not Detected (#)	Not Detected
Cust. Sample Ref. Depth (m) Sample Type Date Sampled Date Receieved SDG Original Sample Method Number	IP372 0.50 SOLID 30/06/2014 00:00:00 140702-94 9544868 TM048	13/07/14	Martin Cotterell	-	Not Detected (#)	Not Detected (#)	Not Detected (#)	Not Detected (#)	Not Detected (#)	Not Detected (#)	Not Detected
Cust. Sample Ref. Depth (m) Sample Type Date Sampled Date Receieved SDG Original Sample Method Number	IP376 0.50 SOLID 30/06/2014 00:00:00 140702-94 9545065 TM048	12/07/14	Lauren Sargeant	-	Not Detected (#)	Not Detected (#)	Not Detected (#)	Not Detected (#)	Not Detected (#)	Not Detected (#)	Not Detected

CERTIFICATE OF ANALYSIS

SDG:	140702-94	**Location:**	Coed Darcy	**Order Number:**	CD0727
Job:	H_ATKINS_LDC-224	**Customer:**	Atkins Global Ltd	**Report Number:**	277967
Client Reference:	Site Wide Trial Pitting	**Attention:**	Jack Lowrie	**Superseded Report:**	

		Date of Analysis	Analysed By	Comments	Amosite (Brown) Asbestos	Chrysotile (White) Asbestos	Crocidolite (Blue) Asbestos	Fibrous Actinolite	Fibrous Anthophyllite	Fibrous Tremolite	Non-Asbestos Fibre
Cust. Sample Ref. Depth (m) Sample Type Date Sampled Date Receieved SDG Original Sample Method Number	IP377 0.50 SOLID 30/06/2014 00:00:00 140702-94 9544885 TM048	12/07/14	Paul Fenney	-	Not Detected (#)	Not Detected (#)	Not Detected (#)	Not Detected (#)	Not Detected (#)	Not Detected (#)	Not Detected
Cust. Sample Ref. Depth (m) Sample Type Date Sampled Date Receieved SDG Original Sample Method Number	IP377 0.70 SOLID 30/06/2014 00:00:00 140702-94 9544893 TM048	12/07/14	Lauren Sargeant	-	Not Detected (#)	Not Detected (#)	Not Detected (#)	Not Detected (#)	Not Detected (#)	Not Detected (#)	Not Detected
Cust. Sample Ref. Depth (m) Sample Type Date Sampled Date Receieved SDG Original Sample Method Number	IP378 0.50 SOLID 30/06/2014 00:00:00 140702-94 9544928 TM048	12/07/14	Lauren Sargeant	-	Not Detected (#)	Not Detected (#)	Not Detected (#)	Not Detected (#)	Not Detected (#)	Not Detected (#)	Not Detected
Cust. Sample Ref. Depth (m) Sample Type Date Sampled Date Receieved SDG Original Sample Method Number	IP379 0.50 SOLID 30/06/2014 00:00:00 140702-94 9544837 TM048	13/07/14	Martin Cotterell	-	Not Detected (#)	Not Detected (#)	Not Detected (#)	Not Detected (#)	Not Detected (#)	Not Detected (#)	Not Detected
Cust. Sample Ref. Depth (m) Sample Type Date Sampled Date Receieved SDG Original Sample Method Number	IP380 0.50 SOLID 30/06/2014 00:00:00 140702-94 9544841 TM048	12/07/14	Paul Fenney	-	Not Detected (#)	Not Detected (#)	Not Detected (#)	Not Detected (#)	Not Detected (#)	Not Detected (#)	Not Detected
Cust. Sample Ref. Depth (m) Sample Type Date Sampled Date Receieved SDG Original Sample Method Number	IP382 0.50 SOLID 30/06/2014 00:00:00 140702-94 9544889 TM048	12/07/14	Paul Fenney	-	Not Detected (#)	Not Detected (#)	Not Detected (#)	Not Detected (#)	Not Detected (#)	Not Detected (#)	Not Detected

CERTIFICATE OF ANALYSIS

SDG:	140702-94	**Location:**	Coed Darcy	**Order Number:**	CD0727
Job:	H_ATKINS_LDC-224	**Customer:**	Atkins Global Ltd	**Report Number:**	277967
Client Reference:	Site Wide Trial Pitting	**Attention:**	Jack Lowrie	**Superseded Report:**	

		Date of Analysis	Analysed By	Comments	Amosite (Brown) Asbestos	Chrysotile (White) Asbestos	Crocidolite (Blue) Asbestos	Fibrous Actinolite	Fibrous Anthophyllite	Fibrous Tremolite	Non-Asbestos Fibre
Cust. Sample Ref. Depth (m) Sample Type Date Sampled Date Receieved SDG Original Sample Method Number	IP383 0.50 SOLID 30/06/2014 00:00:00 140702-94 9544938 TM048	12/07/14	Paul Fenney	-	Not Detected (#)	Not Detected (#)	Not Detected (#)	Not Detected (#)	Not Detected (#)	Not Detected (#)	Not Detected
Cust. Sample Ref. Depth (m) Sample Type Date Sampled Date Receieved SDG Original Sample Method Number	IP391 0.50 SOLID 30/06/2014 00:00:00 140702-94 9545312 TM048	12/07/14	Paul Fenney	-	Not Detected (#)	Not Detected (#)	Not Detected (#)	Not Detected (#)	Not Detected (#)	Not Detected (#)	Not Detected
Cust. Sample Ref. Depth (m) Sample Type Date Sampled Date Receieved SDG Original Sample Method Number	IP392 0.50 SOLID 30/06/2014 00:00:00 140702-94 9544988 TM048	12/07/14	Paul Fenney	-	Not Detected (#)	Not Detected (#)	Not Detected (#)	Not Detected (#)	Not Detected (#)	Not Detected (#)	Not Detected
Cust. Sample Ref. Depth (m) Sample Type Date Sampled Date Receieved SDG Original Sample Method Number	IP397 0.50 SOLID 30/06/2014 00:00:00 140702-94 9545030 TM048	12/07/14	Paul Fenney	-	Not Detected (#)	Not Detected (#)	Not Detected (#)	Not Detected (#)	Not Detected (#)	Not Detected (#)	Not Detected
Cust. Sample Ref. Depth (m) Sample Type Date Sampled Date Receieved SDG Original Sample Method Number	IPXXX 0.50 SOLID 30/06/2014 00:00:00 140702-94 9545452 TM048	13/07/14	Martin Cotterell	-	Not Detected (#)	Not Detected (#)	Not Detected (#)	Not Detected (#)	Not Detected (#)	Not Detected (#)	Not Detected

CERTIFICATE OF ANALYSIS

SDG:	140702-94	**Location:**	Coed Darcy	**Order Number:**	CD0727
Job:	H_ATKINS_LDC-224	**Customer:**	Atkins Global Ltd	**Report Number:**	277967
Client Reference:	Site Wide Trial Pitting	**Attention:**	Jack Lowrie	**Superseded Report:**	

Asbestos Quantification - Full

		Additional Asbestos Components (Using TM048)	Analysts Comments	Asbestos Quantification - Gravimetric - %	Asbestos Quantification - PCOM Evaluation - %	Asbestos Quantification - Total - %
Cust. Sample Ref. Depth (m) Sample Type Date Sampled Date Receieved SDG Original Sample Method Number	IP050 0.50 SOLID 30/06/2014 00:00:00 140702-94 9545268 TM 304	None (#)	N/C	<0.001 (#)	<0.001 (#)	<0.001 (#)
Cust. Sample Ref. Depth (m) Sample Type Date Sampled Date Receieved SDG Original Sample Method Number	IP192 0.50 SOLID 30/06/2014 00:00:00 140702-94 9545037 TM 304	None (#)	N/C	<0.001 (#)	<0.001 (#)	<0.001 (#)

CERTIFICATE OF ANALYSIS

SDG:	140702-94	**Location:**	Coed Darcy	**Order Number:**	CD0727
Job:	H_ATKINS_LDC-224	**Customer:**	Atkins Global Ltd	**Report Number:**	277967
Client Reference:	Site Wide Trial Pitting	**Attention:**	Jack Lowrie	**Superseded Report:**	

Table of Results - Appendix

Method No	Reference	Description	Wet/Dry Sample [1]	Surrogate Corrected
ASB_PREP				
PM001		Preparation of Samples for Metals Analysis		
PM024	Modified BS 1377	Soil preparation including homogenisation, moisture screens of soils for Asbestos Containing Material		
TM 304				
TM048	HSG 248, Asbestos: The analysts' guide for sampling, analysis and clearance procedures	Identification of Asbestos in Bulk Material		
TM089	Modified: US EPA Methods 8020 & 602	Determination of Gasoline Range Hydrocarbons (GRO) and BTEX (MTBE) compounds by Headspace GC-FID (C4-C12)		
TM132	In - house Method	ELTRA CS800 Operators Guide		
TM133	BS 1377: Part 3 1990;BS 6068-2.5	Determination of pH in Soil and Water using the GLpH pH Meter		
TM173	Analysis of Petroleum Hydrocarbons in Environmental Media – Total Petroleum Hydrocarbon Criteria	Determination of Speciated Extractable Petroleum Hydrocarbons in Soils by GC-FID		
TM181	US EPA Method 6010B	Determination of Routine Metals in Soil by iCap 6500 Duo ICP-OES		
TM218	Microwave extraction – EPA method 3546	Microwave extraction - EPA method 3546		

[1] Applies to Solid samples only. DRY indicates samples have been dried at 35°C. NA = not applicable.

CERTIFICATE OF ANALYSIS

SDG:	140702-94	**Location:**	Coed Darcy	**Order Number:**	CD0727
Job:	H_ATKINS_LDC-224	**Customer:**	Atkins Global Ltd	**Report Number:**	277967
Client Reference:	Site Wide Trial Pitting	**Attention:**	Jack Lowrie	**Superseded Report:**	

Test Completion Dates

Lab Sample No(s)	9545225	9545229	9545233	9545237	9545241	9545245	9545250	9545254	9545259	9545268
Customer Sample Ref.	IP021	IP021	IP021	IP021	IP021	IP022	IP022	IP022	IP022	IP050
AGS Ref.										
Depth	0.50	1.50	2.50	4.00	4.75	0.50	1.50	2.50	3.50	0.50
Type	SOLID	SOLID	SOLID	SOLID	SOLID	SOLID	SOLID	SOLID	SOLID	SOLID
Asbestos ID in Solid Samples	14-Jul-2014					14-Jul-2014				14-Jul-2014
Asbestos Quantification - Full										24-Jul-2014
EPH CWG (Aliphatic) GC (S)	11-Jul-2014	14-Jul-2014	14-Jul-2014	14-Jul-2014	14-Jul-2014	14-Jul-2014	14-Jul-2014	15-Jul-2014	14-Jul-2014	14-Jul-2014
EPH CWG (Aromatic) GC (S)	11-Jul-2014	14-Jul-2014	14-Jul-2014	14-Jul-2014	14-Jul-2014	14-Jul-2014	14-Jul-2014	15-Jul-2014	14-Jul-2014	14-Jul-2014
GRO by GC-FID (S)	11-Jul-2014	10-Jul-2014	10-Jul-2014	11-Jul-2014	11-Jul-2014	12-Jul-2014	10-Jul-2014	10-Jul-2014	10-Jul-2014	12-Jul-2014
Metals in solid samples by OES	14-Jul-2014	10-Jul-2014	10-Jul-2014	09-Jul-2014	10-Jul-2014	14-Jul-2014	10-Jul-2014	09-Jul-2014	11-Jul-2014	14-Jul-2014
PAH by GCMS	09-Jul-2014	08-Jul-2014	07-Jul-2014	08-Jul-2014	07-Jul-2014	09-Jul-2014	08-Jul-2014	07-Jul-2014	08-Jul-2014	09-Jul-2014
pH	11-Jul-2014	10-Jul-2014	11-Jul-2014	10-Jul-2014	11-Jul-2014	14-Jul-2014	10-Jul-2014	11-Jul-2014	11-Jul-2014	14-Jul-2014
Sample description	07-Jul-2014	04-Jul-2014	04-Jul-2014	04-Jul-2014	04-Jul-2014	04-Jul-2014	04-Jul-2014	04-Jul-2014	04-Jul-2014	04-Jul-2014
TPH CWG GC (S)	11-Jul-2014	14-Jul-2014	14-Jul-2014	14-Jul-2014	14-Jul-2014	14-Jul-2014	14-Jul-2014	15-Jul-2014	14-Jul-2014	14-Jul-2014

Lab Sample No(s)	9545272	9545277	9545281	9545286	9545291	9545296	9545300	9545304	9545308	9545316
Customer Sample Ref.	IP050	IP050	IP052	IP052	IP052	IP088	IP088	IP088	IP088	IP088
AGS Ref.										
Depth	1.20	2.50	0.50	1.00	2.00	0.20	0.50	1.50	2.50	3.50
Type	SOLID	SOLID	SOLID	SOLID	SOLID	SOLID	SOLID	SOLID	SOLID	SOLID
Asbestos ID in Solid Samples			14-Jul-2014							
EPH CWG (Aliphatic) GC (S)	14-Jul-2014	14-Jul-2014	14-Jul-2014	14-Jul-2014	14-Jul-2014	15-Jul-2014	11-Jul-2014	14-Jul-2014	11-Jul-2014	14-Jul-2014
EPH CWG (Aromatic) GC (S)	14-Jul-2014	14-Jul-2014	14-Jul-2014	14-Jul-2014	14-Jul-2014	15-Jul-2014	11-Jul-2014	14-Jul-2014	11-Jul-2014	14-Jul-2014
GRO by GC-FID (S)	10-Jul-2014	10-Jul-2014	11-Jul-2014	10-Jul-2014	10-Jul-2014	11-Jul-2014	10-Jul-2014	10-Jul-2014	11-Jul-2014	11-Jul-2014
Metals in solid samples by OES	09-Jul-2014	11-Jul-2014	14-Jul-2014	11-Jul-2014	09-Jul-2014	09-Jul-2014	11-Jul-2014	10-Jul-2014	11-Jul-2014	11-Jul-2014
PAH by GCMS	07-Jul-2014	07-Jul-2014	09-Jul-2014	07-Jul-2014	07-Jul-2014	07-Jul-2014	07-Jul-2014	07-Jul-2014	08-Jul-2014	08-Jul-2014
pH	10-Jul-2014	10-Jul-2014	14-Jul-2014	10-Jul-2014	10-Jul-2014	11-Jul-2014	11-Jul-2014	11-Jul-2014	11-Jul-2014	11-Jul-2014
Sample description	04-Jul-2014	04-Jul-2014	04-Jul-2014	04-Jul-2014	04-Jul-2014	04-Jul-2014	04-Jul-2014	03-Jul-2014	04-Jul-2014	03-Jul-2014
Total Organic Carbon								09-Jul-2014		
TPH CWG GC (S)	14-Jul-2014	14-Jul-2014	14-Jul-2014	14-Jul-2014	14-Jul-2014	15-Jul-2014	11-Jul-2014	14-Jul-2014	11-Jul-2014	14-Jul-2014

Lab Sample No(s)	9545026	9545135	9545140	9545145	9545150	9545154	9545124	9545131	9545110	9545119
Customer Sample Ref.	IP101	IP139	IP139	IP144	IP144	IP144	IP145	IP145	IP146	IP146
AGS Ref.										
Depth	0.50	0.50	1.50	0.50	0.80	1.50	0.50	1.50	0.50	1.50
Type	SOLID	SOLID	SOLID	SOLID	SOLID	SOLID	SOLID	SOLID	SOLID	SOLID
Asbestos ID in Solid Samples	14-Jul-2014	14-Jul-2014		14-Jul-2014					14-Jul-2014	
EPH CWG (Aliphatic) GC (S)	11-Jul-2014	14-Jul-2014	14-Jul-2014	14-Jul-2014	14-Jul-2014	14-Jul-2014	14-Jul-2014	11-Jul-2014	14-Jul-2014	14-Jul-2014
EPH CWG (Aromatic) GC (S)	11-Jul-2014	14-Jul-2014	14-Jul-2014	14-Jul-2014	14-Jul-2014	14-Jul-2014	14-Jul-2014	11-Jul-2014	14-Jul-2014	14-Jul-2014
GRO by GC-FID (S)	11-Jul-2014	11-Jul-2014	11-Jul-2014	12-Jul-2014	13-Jul-2014	11-Jul-2014	11-Jul-2014	11-Jul-2014	12-Jul-2014	12-Jul-2014
Metals in solid samples by OES	14-Jul-2014	10-Jul-2014	09-Jul-2014	10-Jul-2014	10-Jul-2014	10-Jul-2014	11-Jul-2014	11-Jul-2014	10-Jul-2014	11-Jul-2014
PAH by GCMS	05-Jul-2014	10-Jul-2014	07-Jul-2014	08-Jul-2014	07-Jul-2014	05-Jul-2014	08-Jul-2014	07-Jul-2014	08-Jul-2014	05-Jul-2014
pH	14-Jul-2014	14-Jul-2014	10-Jul-2014	10-Jul-2014	11-Jul-2014	10-Jul-2014	10-Jul-2014	10-Jul-2014	14-Jul-2014	10-Jul-2014
Sample description	03-Jul-2014	03-Jul-2014	03-Jul-2014	03-Jul-2014	03-Jul-2014	03-Jul-2014	03-Jul-2014	03-Jul-2014	03-Jul-2014	03-Jul-2014
Total Organic Carbon					09-Jul-2014					
TPH CWG GC (S)	11-Jul-2014	14-Jul-2014	14-Jul-2014	14-Jul-2014	14-Jul-2014	14-Jul-2014	14-Jul-2014	11-Jul-2014	14-Jul-2014	14-Jul-2014

Lab Sample No(s)	9545431	9545435	9545439	9545443	9545447	9545158	9545162	9545405	9545410	9545415
Customer Sample Ref.	IP149	IP149	IP149	IP149	IP149	IP167	IP167	IP168	IP168	IP168
AGS Ref.										
Depth	0.50	1.50	2.50	3.50	4.50	0.50	1.60	0.50	1.50	2.50
Type	SOLID	SOLID	SOLID	SOLID	SOLID	SOLID	SOLID	SOLID	SOLID	SOLID
Asbestos ID in Solid Samples	14-Jul-2014					14-Jul-2014				
EPH CWG (Aliphatic) GC (S)	11-Jul-2014	14-Jul-2014	14-Jul-2014	14-Jul-2014	14-Jul-2014	11-Jul-2014	14-Jul-2014	14-Jul-2014	11-Jul-2014	14-Jul-2014
EPH CWG (Aromatic) GC (S)	11-Jul-2014	14-Jul-2014	14-Jul-2014	14-Jul-2014	14-Jul-2014	11-Jul-2014	14-Jul-2014	14-Jul-2014	11-Jul-2014	14-Jul-2014
GRO by GC-FID (S)	11-Jul-2014	11-Jul-2014	11-Jul-2014	11-Jul-2014	12-Jul-2014	11-Jul-2014	11-Jul-2014	12-Jul-2014	11-Jul-2014	11-Jul-2014
Metals in solid samples by OES	14-Jul-2014	10-Jul-2014	11-Jul-2014	09-Jul-2014	09-Jul-2014	14-Jul-2014	11-Jul-2014	09-Jul-2014	10-Jul-2014	09-Jul-2014
PAH by GCMS	10-Jul-2014	07-Jul-2014	08-Jul-2014	07-Jul-2014	05-Jul-2014	10-Jul-2014	07-Jul-2014	05-Jul-2014	08-Jul-2014	05-Jul-2014
pH	14-Jul-2014	11-Jul-2014	11-Jul-2014	11-Jul-2014	11-Jul-2014	11-Jul-2014	10-Jul-2014	11-Jul-2014	11-Jul-2014	11-Jul-2014
Sample description	08-Jul-2014	03-Jul-2014	03-Jul-2014	03-Jul-2014	03-Jul-2014	08-Jul-2014	03-Jul-2014	03-Jul-2014	03-Jul-2014	03-Jul-2014
TPH CWG GC (S)	11-Jul-2014	14-Jul-2014	14-Jul-2014	14-Jul-2014	14-Jul-2014	11-Jul-2014	14-Jul-2014	14-Jul-2014	11-Jul-2014	14-Jul-2014

CERTIFICATE OF ANALYSIS

SDG:	140702-94	**Location:**	Coed Darcy	**Order Number:**	CD0727
Job:	H_ATKINS_LDC-224	**Customer:**	Atkins Global Ltd	**Report Number:**	277967
Client Reference:	Site Wide Trial Pitting	**Attention:**	Jack Lowrie	**Superseded Report:**	

Lab Sample No(s)	9545423	9545427	9545102	9545106	9545080	9545084	9545088	9545092	9545098	9545053
Customer Sample Ref.	IP168	IP168	IP170	IP170	IP177	IP177	IP177	IP177	IP177	IP178
AGS Ref.										
Depth	3.50	4.50	0.50	1.60	0.50	1.50	2.50	3.50	4.50	0.50
Type	SOLID	SOLID	SOLID	SOLID	SOLID	SOLID	SOLID	SOLID	SOLID	SOLID
Asbestos ID in Solid Samples			14-Jul-2014		14-Jul-2014					14-Jul-2014
EPH CWG (Aliphatic) GC (S)	14-Jul-2014	14-Jul-2014	14-Jul-2014	14-Jul-2014	11-Jul-2014	14-Jul-2014	14-Jul-2014	14-Jul-2014	14-Jul-2014	11-Jul-2014
EPH CWG (Aromatic) GC (S)	14-Jul-2014	14-Jul-2014	14-Jul-2014	14-Jul-2014	11-Jul-2014	14-Jul-2014	14-Jul-2014	14-Jul-2014	14-Jul-2014	11-Jul-2014
GRO by GC-FID (S)	12-Jul-2014	11-Jul-2014	12-Jul-2014	11-Jul-2014	12-Jul-2014	11-Jul-2014	11-Jul-2014	11-Jul-2014	11-Jul-2014	12-Jul-2014
Metals in solid samples by OES	11-Jul-2014	11-Jul-2014	10-Jul-2014	11-Jul-2014	10-Jul-2014	11-Jul-2014	09-Jul-2014	09-Jul-2014	09-Jul-2014	14-Jul-2014
PAH by GCMS	08-Jul-2014	07-Jul-2014	10-Jul-2014	05-Jul-2014	08-Jul-2014	05-Jul-2014	07-Jul-2014	05-Jul-2014	05-Jul-2014	08-Jul-2014
pH	11-Jul-2014	11-Jul-2014	14-Jul-2014	10-Jul-2014	14-Jul-2014	11-Jul-2014	10-Jul-2014	11-Jul-2014	11-Jul-2014	14-Jul-2014
Sample description	03-Jul-2014	03-Jul-2014	03-Jul-2014	03-Jul-2014	03-Jul-2014	03-Jul-2014	03-Jul-2014	03-Jul-2014	03-Jul-2014	03-Jul-2014
TPH CWG GC (S)	14-Jul-2014	14-Jul-2014	14-Jul-2014	14-Jul-2014	12-Jul-2014	14-Jul-2014	14-Jul-2014	14-Jul-2014	14-Jul-2014	12-Jul-2014

Lab Sample No(s)	9545059	9545070	9545074	9545320	9545325	9545329	9545333	9545337	9545342	9545348
Customer Sample Ref.	IP178	IP178	IP178	IP181	IP181	IP181	IP181	IP181	IP182	IP182
AGS Ref.										
Depth	1.60	2.70	3.80	0.50	1.50	2.50	3.50	4.50	0.50	1.50
Type	SOLID	SOLID	SOLID	SOLID	SOLID	SOLID	SOLID	SOLID	SOLID	SOLID
Asbestos ID in Solid Samples				14-Jul-2014					14-Jul-2014	
EPH CWG (Aliphatic) GC (S)	14-Jul-2014	14-Jul-2014	14-Jul-2014	14-Jul-2014	14-Jul-2014	14-Jul-2014	14-Jul-2014	14-Jul-2014	14-Jul-2014	14-Jul-2014
EPH CWG (Aromatic) GC (S)	14-Jul-2014	14-Jul-2014	14-Jul-2014	14-Jul-2014	14-Jul-2014	14-Jul-2014	14-Jul-2014	14-Jul-2014	14-Jul-2014	14-Jul-2014
GRO by GC-FID (S)	11-Jul-2014	11-Jul-2014	11-Jul-2014	12-Jul-2014	12-Jul-2014	12-Jul-2014	12-Jul-2014	12-Jul-2014	11-Jul-2014	12-Jul-2014
Metals in solid samples by OES	10-Jul-2014	09-Jul-2014	09-Jul-2014	10-Jul-2014	11-Jul-2014	11-Jul-2014	11-Jul-2014	11-Jul-2014	10-Jul-2014	09-Jul-2014
PAH by GCMS	05-Jul-2014	07-Jul-2014	05-Jul-2014	09-Jul-2014	11-Jul-2014	07-Jul-2014	08-Jul-2014	07-Jul-2014	09-Jul-2014	07-Jul-2014
pH	11-Jul-2014	11-Jul-2014	11-Jul-2014	14-Jul-2014	11-Jul-2014	10-Jul-2014	10-Jul-2014	10-Jul-2014	14-Jul-2014	11-Jul-2014
Sample description	03-Jul-2014	03-Jul-2014	03-Jul-2014	04-Jul-2014	04-Jul-2014	04-Jul-2014	04-Jul-2014	04-Jul-2014	04-Jul-2014	04-Jul-2014
Total Organic Carbon	09-Jul-2014									
TPH CWG GC (S)	14-Jul-2014	14-Jul-2014	14-Jul-2014	14-Jul-2014	14-Jul-2014	14-Jul-2014	14-Jul-2014	14-Jul-2014	14-Jul-2014	14-Jul-2014

Lab Sample No(s)	9545354	9545359	9545369	9545373	9545378	9545382	9545392	9545397	9545401	9545037
Customer Sample Ref.	IP182	IP182	IP182	IP182	IP183	IP183	IP183	IP183	IP183	IP192
AGS Ref.										
Depth	1.70	2.50	3.50	4.50	0.50	1.50	2.50	3.50	4.00	0.50
Type	SOLID	SOLID	SOLID	SOLID	SOLID	SOLID	SOLID	SOLID	SOLID	SOLID
Asbestos ID in Solid Samples					14-Jul-2014					14-Jul-2014
Asbestos Quantification - Full										24-Jul-2014
EPH CWG (Aliphatic) GC (S)	11-Jul-2014	14-Jul-2014	11-Jul-2014	14-Jul-2014	14-Jul-2014	11-Jul-2014	14-Jul-2014	14-Jul-2014	14-Jul-2014	11-Jul-2014
EPH CWG (Aromatic) GC (S)	11-Jul-2014	14-Jul-2014	11-Jul-2014	14-Jul-2014	14-Jul-2014	11-Jul-2014	14-Jul-2014	14-Jul-2014	14-Jul-2014	11-Jul-2014
GRO by GC-FID (S)	12-Jul-2014	12-Jul-2014	12-Jul-2014	12-Jul-2014	12-Jul-2014	10-Jul-2014	10-Jul-2014	10-Jul-2014	10-Jul-2014	13-Jul-2014
Metals in solid samples by OES	11-Jul-2014	11-Jul-2014	11-Jul-2014	11-Jul-2014	10-Jul-2014	11-Jul-2014	11-Jul-2014	11-Jul-2014	11-Jul-2014	10-Jul-2014
PAH by GCMS	07-Jul-2014	07-Jul-2014	07-Jul-2014	07-Jul-2014	09-Jul-2014	07-Jul-2014	07-Jul-2014	07-Jul-2014	07-Jul-2014	07-Jul-2014
pH	11-Jul-2014	11-Jul-2014	11-Jul-2014	11-Jul-2014	11-Jul-2014	11-Jul-2014	10-Jul-2014	11-Jul-2014	11-Jul-2014	14-Jul-2014
Sample description	04-Jul-2014	04-Jul-2014	04-Jul-2014	04-Jul-2014	04-Jul-2014	04-Jul-2014	04-Jul-2014	04-Jul-2014	03-Jul-2014	03-Jul-2014
TPH CWG GC (S)	12-Jul-2014	14-Jul-2014	12-Jul-2014	14-Jul-2014	14-Jul-2014	11-Jul-2014	14-Jul-2014	14-Jul-2014	14-Jul-2014	13-Jul-2014

Lab Sample No(s)	9545042	9545047	9545172	9545177	9545182	9545202	9545206	9545210	9545219	9545186
Customer Sample Ref.	IP192	IP192	IP193	IP193	IP193	IP200	IP200	IP200	IP200	IP201
AGS Ref.										
Depth	1.50	2.60	0.50	1.50	2.30	0.50	1.50	2.50	3.00	0.50
Type	SOLID	SOLID	SOLID	SOLID	SOLID	SOLID	SOLID	SOLID	SOLID	SOLID
Asbestos ID in Solid Samples			14-Jul-2014			14-Jul-2014				14-Jul-2014
EPH CWG (Aliphatic) GC (S)	14-Jul-2014	11-Jul-2014	14-Jul-2014	14-Jul-2014	14-Jul-2014	14-Jul-2014	11-Jul-2014	14-Jul-2014	14-Jul-2014	14-Jul-2014
EPH CWG (Aromatic) GC (S)	14-Jul-2014	11-Jul-2014	14-Jul-2014	14-Jul-2014	14-Jul-2014	14-Jul-2014	11-Jul-2014	14-Jul-2014	14-Jul-2014	14-Jul-2014
GRO by GC-FID (S)	11-Jul-2014	11-Jul-2014	11-Jul-2014	11-Jul-2014	11-Jul-2014	11-Jul-2014	10-Jul-2014	10-Jul-2014	10-Jul-2014	11-Jul-2014
Metals in solid samples by OES	10-Jul-2014	10-Jul-2014	10-Jul-2014	10-Jul-2014	11-Jul-2014	10-Jul-2014	11-Jul-2014	11-Jul-2014	11-Jul-2014	10-Jul-2014
PAH by GCMS	07-Jul-2014	07-Jul-2014	07-Jul-2014	07-Jul-2014	08-Jul-2014	09-Jul-2014	07-Jul-2014	07-Jul-2014	08-Jul-2014	05-Jul-2014
pH	11-Jul-2014	11-Jul-2014	14-Jul-2014	10-Jul-2014	11-Jul-2014	14-Jul-2014	07-Jul-2014	10-Jul-2014	10-Jul-2014	14-Jul-2014
Sample description	03-Jul-2014	03-Jul-2014	03-Jul-2014	03-Jul-2014	03-Jul-2014	04-Jul-2014	04-Jul-2014	04-Jul-2014	04-Jul-2014	03-Jul-2014
TPH CWG GC (S)	14-Jul-2014	11-Jul-2014	14-Jul-2014	14-Jul-2014	14-Jul-2014	14-Jul-2014	11-Jul-2014	14-Jul-2014	14-Jul-2014	14-Jul-2014

CERTIFICATE OF ANALYSIS

SDG:	140702-94	**Location:**	Coed Darcy	**Order Number:**	CD0727
Job:	H_ATKINS_LDC-224	**Customer:**	Atkins Global Ltd	**Report Number:**	277967
Client Reference:	Site Wide Trial Pitting	**Attention:**	Jack Lowrie	**Superseded Report:**	

Lab Sample No(s)	9545190	9545194	9545198	9544960	9544970	9544966	9544956	9544951	9545021	9544974
Customer Sample Ref.	IP201	IP201	IP201	IP215	IP216	IP217	IP218	IP219	IP221	IP222
AGS Ref.										
Depth	1.60	2.50	3.50	0.50	0.50	0.50	0.50	0.50	0.50	0.50
Type	SOLID	SOLID	SOLID	SOLID	SOLID	SOLID	SOLID	SOLID	SOLID	SOLID
Asbestos ID in Solid Samples				14-Jul-2014	14-Jul-2014	14-Jul-2014	14-Jul-2014	14-Jul-2014	14-Jul-2014	14-Jul-2014
EPH CWG (Aliphatic) GC (S)	14-Jul-2014	11-Jul-2014	14-Jul-2014	11-Jul-2014	14-Jul-2014	11-Jul-2014	14-Jul-2014	14-Jul-2014	11-Jul-2014	11-Jul-2014
EPH CWG (Aromatic) GC (S)	14-Jul-2014	11-Jul-2014	14-Jul-2014	11-Jul-2014	14-Jul-2014	11-Jul-2014	14-Jul-2014	14-Jul-2014	11-Jul-2014	11-Jul-2014
GRO by GC-FID (S)	11-Jul-2014	11-Jul-2014	11-Jul-2014	11-Jul-2014	12-Jul-2014	12-Jul-2014	11-Jul-2014	11-Jul-2014	11-Jul-2014	12-Jul-2014
Metals in solid samples by OES	11-Jul-2014	11-Jul-2014	11-Jul-2014	14-Jul-2014	14-Jul-2014	14-Jul-2014	14-Jul-2014	11-Jul-2014	14-Jul-2014	14-Jul-2014
PAH by GCMS	08-Jul-2014	07-Jul-2014	07-Jul-2014	09-Jul-2014	09-Jul-2014	09-Jul-2014	09-Jul-2014	09-Jul-2014	09-Jul-2014	09-Jul-2014
pH	11-Jul-2014	10-Jul-2014	11-Jul-2014	14-Jul-2014	14-Jul-2014	14-Jul-2014	14-Jul-2014	14-Jul-2014	14-Jul-2014	14-Jul-2014
Sample description	03-Jul-2014	03-Jul-2014	03-Jul-2014	07-Jul-2014	07-Jul-2014	07-Jul-2014	07-Jul-2014	07-Jul-2014	07-Jul-2014	07-Jul-2014
Total Organic Carbon								11-Jul-2014		
TPH CWG GC (S)	14-Jul-2014	11-Jul-2014	14-Jul-2014	11-Jul-2014	14-Jul-2014	12-Jul-2014	14-Jul-2014	14-Jul-2014	11-Jul-2014	12-Jul-2014

Lab Sample No(s)	9544979	9545017	9545009	9545013	9545005	9544983	9544992	9544996	9545000	9544850
Customer Sample Ref.	IP223	IP224	IP225	IP226	IP232	IP233	IP239	IP240	IP240	IP365
AGS Ref.										
Depth	0.50	0.50	0.50	0.50	0.50	0.50	0.50	0.20	0.50	0.50
Type	SOLID	SOLID	SOLID	SOLID	SOLID	SOLID	SOLID	SOLID	SOLID	SOLID
Asbestos ID in Solid Samples	14-Jul-2014	14-Jul-2014	14-Jul-2014	14-Jul-2014	14-Jul-2014	14-Jul-2014	14-Jul-2014	14-Jul-2014	14-Jul-2014	14-Jul-2014
EPH CWG (Aliphatic) GC (S)	11-Jul-2014	11-Jul-2014	11-Jul-2014	14-Jul-2014	11-Jul-2014	11-Jul-2014	11-Jul-2014	14-Jul-2014	14-Jul-2014	14-Jul-2014
EPH CWG (Aromatic) GC (S)	11-Jul-2014	11-Jul-2014	11-Jul-2014	14-Jul-2014	11-Jul-2014	11-Jul-2014	11-Jul-2014	14-Jul-2014	14-Jul-2014	14-Jul-2014
GRO by GC-FID (S)	11-Jul-2014	12-Jul-2014	11-Jul-2014	11-Jul-2014	11-Jul-2014	11-Jul-2014	11-Jul-2014	12-Jul-2014	11-Jul-2014	11-Jul-2014
Metals in solid samples by OES	14-Jul-2014	14-Jul-2014	14-Jul-2014	14-Jul-2014	14-Jul-2014	14-Jul-2014	14-Jul-2014	14-Jul-2014	14-Jul-2014	14-Jul-2014
PAH by GCMS	09-Jul-2014	09-Jul-2014	09-Jul-2014	09-Jul-2014	09-Jul-2014	09-Jul-2014	09-Jul-2014	09-Jul-2014	09-Jul-2014	09-Jul-2014
pH	14-Jul-2014	14-Jul-2014	14-Jul-2014	14-Jul-2014	14-Jul-2014	14-Jul-2014	14-Jul-2014	14-Jul-2014	14-Jul-2014	11-Jul-2014
Sample description	07-Jul-2014	07-Jul-2014	07-Jul-2014	07-Jul-2014	07-Jul-2014	07-Jul-2014	07-Jul-2014	07-Jul-2014	07-Jul-2014	07-Jul-2014
TPH CWG GC (S)	11-Jul-2014	12-Jul-2014	11-Jul-2014	14-Jul-2014	11-Jul-2014	11-Jul-2014	11-Jul-2014	14-Jul-2014	14-Jul-2014	14-Jul-2014

Lab Sample No(s)	9544855	9544860	9544864	9544911	9544915	9544919	9544924	9545419	9544868	9544872
Customer Sample Ref.	IP365	IP365	IP365	IP366	IP366	IP366	IP366	IP371	IP372	IP372
AGS Ref.										
Depth	1.50	2.50	3.50	0.50	1.50	2.50	3.50	0.50	0.50	1.50
Type	SOLID	SOLID	SOLID	SOLID	SOLID	SOLID	SOLID	SOLID	SOLID	SOLID
Asbestos ID in Solid Samples				14-Jul-2014				14-Jul-2014	14-Jul-2014	
EPH CWG (Aliphatic) GC (S)	14-Jul-2014	11-Jul-2014	14-Jul-2014	14-Jul-2014	11-Jul-2014	11-Jul-2014	14-Jul-2014	14-Jul-2014	11-Jul-2014	11-Jul-2014
EPH CWG (Aromatic) GC (S)	14-Jul-2014	11-Jul-2014	14-Jul-2014	14-Jul-2014	11-Jul-2014	11-Jul-2014	14-Jul-2014	14-Jul-2014	11-Jul-2014	11-Jul-2014
GRO by GC-FID (S)	10-Jul-2014	10-Jul-2014	10-Jul-2014	12-Jul-2014	12-Jul-2014	12-Jul-2014	12-Jul-2014	11-Jul-2014	10-Jul-2014	10-Jul-2014
Metals in solid samples by OES	10-Jul-2014	10-Jul-2014	10-Jul-2014	10-Jul-2014	11-Jul-2014	11-Jul-2014	10-Jul-2014	14-Jul-2014	11-Jul-2014	10-Jul-2014
PAH by GCMS	07-Jul-2014	07-Jul-2014	07-Jul-2014	09-Jul-2014	07-Jul-2014	07-Jul-2014	07-Jul-2014	08-Jul-2014	09-Jul-2014	07-Jul-2014
pH	11-Jul-2014	11-Jul-2014	11-Jul-2014	14-Jul-2014	10-Jul-2014	11-Jul-2014	11-Jul-2014	14-Jul-2014	14-Jul-2014	11-Jul-2014
Sample description	04-Jul-2014	04-Jul-2014	04-Jul-2014	04-Jul-2014	04-Jul-2014	04-Jul-2014	04-Jul-2014	04-Jul-2014	07-Jul-2014	04-Jul-2014
TPH CWG GC (S)	14-Jul-2014	11-Jul-2014	14-Jul-2014	14-Jul-2014	12-Jul-2014	12-Jul-2014	14-Jul-2014	14-Jul-2014	11-Jul-2014	11-Jul-2014

Lab Sample No(s)	9544876	9544880	9545065	9545114	9545166	9545214	9545263	9544885	9544893	9544898
Customer Sample Ref.	IP372	IP372	IP376	IP376	IP376	IP376	IP376	IP377	IP377	IP377
AGS Ref.										
Depth	2.50	3.30	0.50	1.50	2.50	3.50	4.50	0.50	0.70	1.50
Type	SOLID	SOLID	SOLID	SOLID	SOLID	SOLID	SOLID	SOLID	SOLID	SOLID
Asbestos ID in Solid Samples			14-Jul-2014					14-Jul-2014	14-Jul-2014	
EPH CWG (Aliphatic) GC (S)	14-Jul-2014	14-Jul-2014	14-Jul-2014	14-Jul-2014	14-Jul-2014	11-Jul-2014	14-Jul-2014	14-Jul-2014	14-Jul-2014	11-Jul-2014
EPH CWG (Aromatic) GC (S)	14-Jul-2014	14-Jul-2014	14-Jul-2014	14-Jul-2014	14-Jul-2014	11-Jul-2014	14-Jul-2014	14-Jul-2014	14-Jul-2014	11-Jul-2014
GRO by GC-FID (S)	10-Jul-2014	11-Jul-2014	11-Jul-2014	12-Jul-2014	11-Jul-2014	12-Jul-2014	11-Jul-2014	10-Jul-2014	11-Jul-2014	10-Jul-2014
Metals in solid samples by OES	10-Jul-2014	11-Jul-2014	14-Jul-2014	11-Jul-2014	11-Jul-2014	10-Jul-2014	11-Jul-2014	14-Jul-2014	14-Jul-2014	10-Jul-2014
PAH by GCMS	07-Jul-2014	08-Jul-2014	08-Jul-2014	07-Jul-2014	08-Jul-2014	08-Jul-2014	08-Jul-2014	09-Jul-2014	13-Jul-2014	07-Jul-2014
pH	11-Jul-2014	11-Jul-2014	14-Jul-2014	11-Jul-2014	11-Jul-2014	11-Jul-2014	11-Jul-2014	14-Jul-2014	11-Jul-2014	11-Jul-2014
Sample description	04-Jul-2014	04-Jul-2014	04-Jul-2014	04-Jul-2014	04-Jul-2014	04-Jul-2014	04-Jul-2014	07-Jul-2014	07-Jul-2014	04-Jul-2014
TPH CWG GC (S)	14-Jul-2014	14-Jul-2014	14-Jul-2014	14-Jul-2014	14-Jul-2014	12-Jul-2014	14-Jul-2014	14-Jul-2014	14-Jul-2014	11-Jul-2014

CERTIFICATE OF ANALYSIS

SDG:	140702-94	**Location:**	Coed Darcy	**Order Number:**	CD0727
Job:	H_ATKINS_LDC-224	**Customer:**	Atkins Global Ltd	**Report Number:**	277967
Client Reference:	Site Wide Trial Pitting	**Attention:**	Jack Lowrie	**Superseded Report:**	

Lab Sample No(s)	9544902	9544907	9544928	9544933	9544943	9544947	9544837	9544841	9544889	9544938
Customer Sample Ref.	IP377	IP377	IP378	IP378	IP378	IP378	IP379	IP380	IP382	IP383
AGS Ref.										
Depth	2.50	3.50	0.50	1.50	2.50	3.50	0.50	0.50	0.50	0.50
Type	SOLID	SOLID	SOLID	SOLID	SOLID	SOLID	SOLID	SOLID	SOLID	SOLID
Asbestos ID in Solid Samples			14-Jul-2014				14-Jul-2014	14-Jul-2014	14-Jul-2014	14-Jul-2014
EPH CWG (Aliphatic) GC (S)	14-Jul-2014	14-Jul-2014	14-Jul-2014	14-Jul-2014	14-Jul-2014	14-Jul-2014	14-Jul-2014	11-Jul-2014	11-Jul-2014	14-Jul-2014
EPH CWG (Aromatic) GC (S)	14-Jul-2014	14-Jul-2014	14-Jul-2014	14-Jul-2014	14-Jul-2014	14-Jul-2014	14-Jul-2014	11-Jul-2014	11-Jul-2014	14-Jul-2014
GRO by GC-FID (S)	10-Jul-2014	10-Jul-2014	11-Jul-2014	11-Jul-2014	12-Jul-2014	12-Jul-2014	12-Jul-2014	12-Jul-2014	12-Jul-2014	11-Jul-2014
Metals in solid samples by OES	10-Jul-2014	10-Jul-2014	14-Jul-2014	11-Jul-2014	11-Jul-2014	10-Jul-2014	11-Jul-2014	14-Jul-2014	14-Jul-2014	14-Jul-2014
PAH by GCMS	08-Jul-2014	07-Jul-2014	09-Jul-2014	08-Jul-2014	07-Jul-2014	07-Jul-2014	09-Jul-2014	09-Jul-2014	10-Jul-2014	09-Jul-2014
pH	11-Jul-2014	11-Jul-2014	14-Jul-2014	11-Jul-2014	11-Jul-2014	11-Jul-2014	14-Jul-2014	14-Jul-2014	14-Jul-2014	14-Jul-2014
Sample description	04-Jul-2014	04-Jul-2014	04-Jul-2014	04-Jul-2014	04-Jul-2014	04-Jul-2014	07-Jul-2014	07-Jul-2014	08-Jul-2014	04-Jul-2014
Total Organic Carbon							11-Jul-2014	14-Jul-2014		
TPH CWG GC (S)	14-Jul-2014	14-Jul-2014	14-Jul-2014	14-Jul-2014	14-Jul-2014	14-Jul-2014	14-Jul-2014	12-Jul-2014	12-Jul-2014	14-Jul-2014

Lab Sample No(s)	9545312	9545364	9544988	9545030	9544846	9545452	9545457	9545461
Customer Sample Ref.	IP391	IP391	IP392	IP397	IPXXX	IPXXX	IPXXX	IPXXX
AGS Ref.								
Depth	0.50	1.50	0.50	0.50	3.50	0.50	1.50	2.50
Type	SOLID	SOLID	SOLID	SOLID	SOLID	SOLID	SOLID	SOLID
Asbestos ID in Solid Samples	14-Jul-2014		14-Jul-2014	14-Jul-2014		14-Jul-2014		
EPH CWG (Aliphatic) GC (S)	11-Jul-2014	14-Jul-2014	14-Jul-2014	14-Jul-2014	11-Jul-2014	14-Jul-2014	14-Jul-2014	14-Jul-2014
EPH CWG (Aromatic) GC (S)	11-Jul-2014	14-Jul-2014	14-Jul-2014	14-Jul-2014	11-Jul-2014	14-Jul-2014	14-Jul-2014	14-Jul-2014
GRO by GC-FID (S)	11-Jul-2014	10-Jul-2014	12-Jul-2014	12-Jul-2014	10-Jul-2014	10-Jul-2014	10-Jul-2014	10-Jul-2014
Metals in solid samples by OES	14-Jul-2014	11-Jul-2014	11-Jul-2014	14-Jul-2014	10-Jul-2014	14-Jul-2014	10-Jul-2014	10-Jul-2014
PAH by GCMS	10-Jul-2014	07-Jul-2014	09-Jul-2014	09-Jul-2014	07-Jul-2014	09-Jul-2014	08-Jul-2014	08-Jul-2014
pH	14-Jul-2014	10-Jul-2014	14-Jul-2014	14-Jul-2014	11-Jul-2014	14-Jul-2014	11-Jul-2014	11-Jul-2014
Sample description	08-Jul-2014	04-Jul-2014	07-Jul-2014	04-Jul-2014	04-Jul-2014	07-Jul-2014	04-Jul-2014	04-Jul-2014
Total Organic Carbon						14-Jul-2014		
TPH CWG GC (S)	11-Jul-2014	14-Jul-2014	14-Jul-2014	14-Jul-2014	11-Jul-2014	14-Jul-2014	14-Jul-2014	14-Jul-2014

SDG:	140702-94	**Location:**	Coed Darcy	**Order Number:**	CD0727
Job:	H_ATKINS_LDC-224	**Customer:**	Atkins Global Ltd	**Report Number:**	277967
Client Reference:	Site Wide Trial Pitting	**Attention:**	Jack Lowrie	**Superseded Report:**	

Appendix

General

1. Results are expressed on a dry weight basis (dried at 35ºC) for all soil analyses except for the following: NRA and CEN Leach tests, flash point LOI, pH, ammonium as NH4 by the BRE method, VOC TICS and SVOC TICS.

2. Samples will be run in duplicate upon request, but an additional charge may be incurred.

3. If sufficient sample is received a sub sample will be retained free of charge for 30 days after analysis is completed (e-mailed) for all sample types unless the sample is destroyed on testing. The prepared soil sub sample that is analysed for asbestos will be retained for a period of 6 months after the analysis date. All bulk samples will be retained for a period of 6 months after the analysis date. All samples received and not scheduled will be disposed of one month after the date of receipt unless we are instructed to the contrary. Once the initial period has expired, a storage charge will be applied for each month or part thereof until the client cancels the request for sample storage. ALcontrol Laboratories reserve the right to charge for samples received and stored but not analysed.

4. With respect to turnaround, we will always endeavour to meet client requirements wherever possible, but turnaround times cannot be absolutely guaranteed due to so many variables beyond our control.

5. We take responsibility for any test performed by sub-contractors (marked with an asterisk). We endeavour to use UKAS/MCERTS Accredited Laboratories, who either complete a quality questionnaire or are audited by ourselves. For some determinands there are no UKAS/MCERTS Accredited Laboratories, in this instance a laboratory with a known track record will be utilised.

6. When requested, the individual sub sample scheduled will be analysed in house for the presence of asbestos fibres and asbestos containing material by our documented in house method TM048 based on HSG 248 (2005), which is accredited to ISO17025. If a specific asbestos fibre type is not found this will be reported as “Not detected”. If no asbestos fibre types are found all will be reported as “Not detected” and the sub sample analysed deemed to be clear of asbestos. If an asbestos fibre type is found it will be reported as detected (for each fibre type found). Testing can be carried out on asbestos positive samples, but, due to Health and Safety considerations, may be replaced by alternative tests or reported as No Determination Possible. The quantity of asbestos present is not determined unless specifically requested.

7. If no separate volatile sample is supplied by the client, or if a headspace or sediment is present in the volatile sample, the integrity of the data may be compromised. This will be flagged up as an invalid VOC on the test schedule and the result marked as deviating on the test certificate.

8. If appropriate preserved bottles are not received preservation will take place on receipt. However, the integrity of the data may be compromised.

9. NDP -No determination possible due to insufficient/unsuitable sample.

10. Metals in water are performed on a filtered sample, and therefore represent dissolved metals -total metals must be requested separately.

11. Results relate only to the items tested.

12. LODs for wet tests reported on a dry weight basis are not corrected for moisture content.

13. **Surrogate recoveries** -Most of our organic methods include surrogates, the recovery of which is monitored and reported. For EPH, MO, PAH, GRO and VOCs on soils the result is not surrogate corrected, but a percentage recovery is quoted. Acceptable limits for most organic methods are 70 -130 %.

14. **Product analyses** -Organic analyses on products can only be semi-quantitative due to the matrix effects and high dilution factors
employed.

15. Phenols monohydric by HPLC include phenol, cresols (2-Methylphenol, 3-Methylphenol and 4-Methylphenol) and Xylenols (2,3 Dimethylphenol, 2,4 Dimethylphenol, 2,5 Dimethylphenol, 2,6 Dimethylphenol, 3,4 Dimethyphenol, 3,5 Dimethylphenol).

16. Total of 5 speciated phenols by HPLC includes Phenol, 2,3,5-Trimethyl Phenol, 2-Isopropylphenol, Cresols and Xylenols (as detailed in 15).

17. Stones/debris are not routinely removed. We always endeavour to take a representative sub sample from the received sample.

18. In certain circumstances the method detection limit may be elevated due to the sample being outside the calibration range. Other factors that may contribute to this include possible interferences. In both cases the sample would be diluted which would cause the method detection limit to be raised.

19. Mercury results quoted on soils will not include volatile mercury as the analysis is performed on a dried and crushed sample.

20. For the BSEN 12457-3 two batch process to allow the cumulative release to be calculated, the volume of the leachate produced is measured and filtered for all tests. We therefore cannot carry out any unfiltered analysis. The tests affected include volatiles GCFID/GCMS and all subcontracted analysis.

21. For all leachate preparations (NRA, DIN, TCLP, BSEN 12457-1, 2, 3) volatile loss may occur, as we do not employ zero headspace extraction.

22. We are accredited to MCERTS for sand, clay and loam/topsoil, or any of these materials - whether these are derived from naturally occurring soil profiles, or from fill/made ground, as long as these materials constitute the major part of the sample. Other coarse granular material such as concrete, gravel and brick are not accredited if they comprise the major part of the sample.

23. Analysis and identification of specific compounds using GCFID is by retention time only, and we routinely calibrate and quantify for benzene, toluene, ethylbenzenes and xylenes (BTEX). For total volatiles in the C5-C12 range, the total area of the chromatogram is integrated and expressed as ug/kg or ug/l. Although this analysis is commonly used for the quantification of gasoline range organics (GRO), the system will also detect other compounds such as chlorinated solvents, and this may lead to a falsely high result with respect to hydrocarbons only. It is not possible to specifically identify these non-hydrocarbons, as standards are not routinely run for any other compounds, and for more definitive identification, volatiles by GCMS should be utilised.

Sample Deviations

1	Container with Headspace provided for volatiles analysis
2	Incorrect container received
3	Deviation from method
4	Holding time exceeded before sample received
5	Samples exceeded holding time before presevation was performed
§	Sampled on date not provided
♦	Sample holding time exceeded in laboratory
@	Sample holding time exceeded due to sampled on date
&	Sample Holding Time exceeded - Late arrival of instructions.

Asbestos

Identification of Asbestos in Bulk Materials & Soils

The results for identification of asbestos in bulk materials are obtained from supplied bulk materials which have been examined to determine the presence of asbestos fibres using Alcontrol Laboratories (Hawarden) in-house method of transmitted/polarised light microscopy and central stop dispersion staining, based on HSG 248 (2005).

The results for identification of asbestos in soils are obtained from a homogenised sub sample which has been examined to determine the presence of asbestos fibres using Alcontrol Laboratories (Hawarden) in-house method of transmitted/polarised light microscopy and central stop dispersion staining, based on HSG 248 (2005).

Asbestos Type	Common Name
Chrysotile	White Asbestos
Amosite	Brown Asbestos
Crocidolite	Blue Asbestos
Fibrous Actinolite	-
Fibrous Anthophyllite	-
Fibrous Tremolite	-

Visual Estimation Of Fibre Content

Estimation of fibre content is not permitted as part of our UKAS accredited test other than: -
Trace -Where only one or two asbestos fibres were identified.

Further guidance on typical asbestos fibre content of manufactured products can be found in HSG 264.

The identification of asbestos containing materials and soils falls within our schedule of tests for which we hold UKAS accreditation, however opinions, interpretations and all other information contained in the report are outside the scope of UKAS accreditation.

ALcontrol Laboratories

Unit 7-8 Hawarden Business Park
Manor Road (off Manor Lane)
Hawarden
Deeside
CH5 3US
Tel: (01244) 528700
Fax: (01244) 528701
email: mkt@alcontrol.com
Website: www.alcontrol.com

Atkins Global Ltd
Project Jonah site office
Llan Coed House
Suite 24
Coed Darcy
Llandarcy
SA10 6HJ

Attention: Fiona McMillan

CERTIFICATE OF ANALYSIS

Date:	08 July 2014
Customer:	H_ATKINS_LDC
Sample Delivery Group (SDG):	140628-70
Your Reference:	Site Wide Trial Pitting
Location:	Coed Darcy
Report No:	276172

We received 84 samples on Saturday June 28, 2014 and 84 of these samples were scheduled for analysis which was completed on Tuesday July 08, 2014. Accredited laboratory tests are defined within the report, but opinions, interpretations and on-site data expressed herein are outside the scope of ISO 17025 accreditation.

Should this report require incorporation into client reports, it must be used in its entirety and not simply with the data sections alone.

All chemical testing (unless subcontracted) is performed at ALcontrol Hawarden Laboratories.

Approved By:



Sonia McWhan

Operations Manager

Alcontrol Laboratories is a trading division of ALcontrol UK Limited
Registered Office: Units 7 & 8 Hawarden Business Park, Manor Road, Hawarden, Deeside, CH5 3US. Registered in England and Wales No.

CERTIFICATE OF ANALYSIS

SDG:	140628-70	**Location:**	Coed Darcy	**Order Number:**	CD0726
Job:	H_ATKINS_LDC-224	**Customer:**	Atkins Global Ltd	**Report Number:**	276172
Client Reference:	Site Wide Trial Pitting	**Attention:**	Fiona McMillan	**Superseded Report:**	

Received Sample Overview

Lab Sample No(s)	Customer Sample Ref.	AGS Ref.	Depth (m)	Sampled Date
9525890	IP015		0.50	27/06/2014
9525895	IP015		1.30	27/06/2014
9525899	IP015		2.50	27/06/2014
9525855	IP016		0.50	27/06/2014
9525859	IP016		1.50	27/06/2014
9525863	IP016		2.50	27/06/2014
9525847	IP017		0.50	27/06/2014
9525851	IP017		1.50	27/06/2014
9525872	IP026		0.50	27/06/2014
9525876	IP026		1.50	27/06/2014
9525880	IP027		0.50	27/06/2014
9525884	IP027		1.50	27/06/2014
9525810	IP174		0.50	27/06/2014
9525814	IP174		1.50	27/06/2014
9525818	IP174		2.50	27/06/2014
9525826	IP174		3.30	27/06/2014
9525830	IP175		0.50	27/06/2014
9525834	IP175		1.50	27/06/2014
9525839	IP175		2.50	27/06/2014
9525843	IP175		3.50	27/06/2014
9525791	IP189		0.50	27/06/2014
9525796	IP189		1.50	27/06/2014
9525801	IP189		2.50	27/06/2014
9525806	IP189		3.50	27/06/2014
9526149	IP206		0.50	27/06/2014
9525775	IP206		1.80	27/06/2014
9525781	IP206		2.50	27/06/2014
9525786	IP206		3.60	27/06/2014
9525974	IP210		0.50	27/06/2014
9526030	IP210		1.60	27/06/2014
9526077	IP210		2.50	27/06/2014
9526120	IP210		3.50	27/06/2014
9525770	IP213		0.50	27/06/2014
9525822	IP213		1.50	27/06/2014
9525868	IP213		2.50	27/06/2014
9525922	IP213		3.00	27/06/2014
9526090	IP313		0.50	27/06/2014
9526094	IP313		1.50	27/06/2014
9526098	IP313		2.50	27/06/2014
9526103	IP313		3.50	27/06/2014
9526059	IP342		0.50	27/06/2014
9526063	IP342		1.50	27/06/2014
9526067	IP342		2.50	27/06/2014
9526071	IP343		0.50	27/06/2014
9526075	IP343		1.50	27/06/2014
9535319	IP343		2.50	27/06/2014
9535320	IP343		3.50	27/06/2014
9525904	IP344		0.50	27/06/2014
9525909	IP344		1.50	27/06/2014
9525913	IP344		2.50	27/06/2014
9525926	IP344		3.50	27/06/2014
9525930	IP344		4.50	27/06/2014
9526034	IP345		0.50	27/06/2014
9526039	IP345		1.50	27/06/2014
9526045	IP345		2.50	27/06/2014
9526052	IP345		3.50	27/06/2014

CERTIFICATE OF ANALYSIS

SDG:	140628-70	**Location:**	Coed Darcy	**Order Number:**	CD0726
Job:	H_ATKINS_LDC-224	**Customer:**	Atkins Global Ltd	**Report Number:**	276172
Client Reference:	Site Wide Trial Pitting	**Attention:**	Fiona McMillan	**Superseded Report:**	

9526081	IP346	0.50	27/06/2014
9537238	IP346	1.50	27/06/2014
9526107	IP347	0.50	27/06/2014
9526111	IP347	1.50	27/06/2014
9526115	IP347	2.50	27/06/2014
9526125	IP359	0.50	27/06/2014
9526129	IP359	1.50	27/06/2014
9526133	IP359	2.50	27/06/2014
9526139	IP359	3.50	27/06/2014
9526144	IP359	4.50	27/06/2014
9526004	IP360	0.50	27/06/2014
9526008	IP360	1.50	27/06/2014
9526012	IP360	2.50	27/06/2014
9526017	IP360	3.50	27/06/2014
9526021	IP360	4.50	27/06/2014
9525934	IP361	0.50	27/06/2014
9525938	IP361	1.50	27/06/2014
9525944	IP361	2.50	27/06/2014
9525950	IP361	3.50	27/06/2014
9525954	IP361	4.50	27/06/2014
9525958	IP362	0.50	27/06/2014
9525964	IP362	1.50	27/06/2014
9525970	IP362	2.50	27/06/2014
9525978	IP362	3.50	27/06/2014
9525982	IP363	0.50	27/06/2014
9525990	IP363	1.50	27/06/2014
9525994	IP363	2.50	27/06/2014
9525999	IP363	3.50	27/06/2014

Only received samples which have had analysis scheduled will be shown on the following pages.

CERTIFICATE OF ANALYSIS

SDG:	140628-70	**Location:**	Coed Darcy	**Order Number:**	CD0726
Job:	H_ATKINS_LDC-224	**Customer:**	Atkins Global Ltd	**Report Number:**	276172
Client Reference:	Site Wide Trial Pitting	**Attention:**	Fiona McMillan	**Superseded Report:**	

SOLID

Results Legend

X Test

N No Determination Possible

	Lab Sample No(s)		9525890			9525895			9525899			9525855			9525859			9525863			9525847			9525851			9525872			9525876			9525880			9525884			9525810			9525814
	Customer Sample Reference		IP015			IP015			IP015			IP016			IP016			IP016			IP017			IP017			IP026			IP026			IP027			IP027			IP174			IP174
	AGS Reference																																									
	Depth (m)		0.50			1.30			2.50			0.50			1.50			2.50			0.50			1.50			0.50			1.50			0.50			1.50			0.50			1.50
	Container		250g Amber Jar (AL	400g Tub (ALE214)	60g VOC (ALE215)	250g Amber Jar (AL	400g Tub (ALE214)	60g VOC (ALE215)	250g Amber Jar (AL	400g Tub (ALE214)	60g VOC (ALE215)	250g Amber Jar (AL	400g Tub (ALE214)	60g VOC (ALE215)	250g Amber Jar (AL	400g Tub (ALE214)	60g VOC (ALE215)	250g Amber Jar (AL	400g Tub (ALE214)	60g VOC (ALE215)	250g Amber Jar (AL	400g Tub (ALE214)	60g VOC (ALE215)	250g Amber Jar (AL	400g Tub (ALE214)	60g VOC (ALE215)	250g Amber Jar (AL	400g Tub (ALE214)	60g VOC (ALE215)	250g Amber Jar (AL	400g Tub (ALE214)	60g VOC (ALE215)	250g Amber Jar (AL	400g Tub (ALE214)	60g VOC (ALE215)	250g Amber Jar (AL	400g Tub (ALE214)	60g VOC (ALE215)	250g Amber Jar (AL	400g Tub (ALE214)	60g VOC (ALE215)	250g Amber Jar (AL
Asbestos ID in Solid Samples	All	NDPs: 0 Tests: 23		X									X										X						X												X		
EPH CWG (Aliphatic) GC (S)	All	NDPs: 0 Tests: 84	X			X			X			X			X			X			X			X			X			X			X			X			X			X
EPH CWG (Aromatic) GC (S)	All	NDPs: 0 Tests: 84	X			X			X			X			X			X			X			X			X			X			X			X			X			X
GRO by GC-FID (S)	All	NDPs: 0 Tests: 84			X			X			X			X			X			X			X			X			X			X			X			X			X	
Metals in solid samples by OES	All	NDPs: 0 Tests: 84	X			X			X			X			X			X			X			X			X			X			X			X			X			X
PAH by GCMS	All	NDPs: 0 Tests: 84	X			X			X			X			X			X			X			X			X			X			X			X			X			X
pH	All	NDPs: 0 Tests: 84		X			X			X			X			X			X			X			X			X			X			X			X			X		
Sample description	All	NDPs: 0 Tests: 84	X			X			X			X			X			X			X			X			X			X			X			X			X			X
Total Organic Carbon	All	NDPs: 0 Tests: 20	X									X															X															X
TPH CWG GC (S)	All	NDPs: 0 Tests: 84	X			X			X			X			X			X			X			X			X			X			X			X			X			X

SDG:	140628-70	**Location:**	Coed Darcy	**Order Number:**	CD0726
Job:	H_ATKINS_LDC-224	**Customer:**	Atkins Global Ltd	**Report Number:**	276172
Client Reference:	Site Wide Trial Pitting	**Attention:**	Fiona McMillan	**Superseded Report:**	

SOLID

Results Legend

- X — Test
- N — No Determination Possible

Lab Sample No(s)	Customer Sample Reference	AGS Reference	Depth (m)	Container	Asbestos ID in Solid Samples	EPH CWG (Aliphatic) GC (S)	EPH CWG (Aromatic) GC (S)	GRO by GC-FID (S)	Metals in solid samples by OES	PAH by GCMS	pH	Sample description	Total Organic Carbon	TPH CWG GC (S)
9525814	IP174		1.50	400g Tub (ALE214)							X			
				60g VOC (ALE215)				X						
9525818	IP174		2.50	250g Amber Jar (AL		X	X		X	X		X		X
				400g Tub (ALE214)							X			
				60g VOC (ALE215)				X						
9525826	IP174		3.30	250g Amber Jar (AL		X	X		X	X		X		X
				400g Tub (ALE214)							X			
				60g VOC (ALE215)				X						
9525830	IP175		0.50	250g Amber Jar (AL		X	X		X	X		X	X	X
				400g Tub (ALE214)	X						X			
				60g VOC (ALE215)				X						
9525834	IP175		1.50	250g Amber Jar (AL		X	X		X	X		X		X
				400g Tub (ALE214)							X			
				60g VOC (ALE215)				X						
9525839	IP175		2.50	250g Amber Jar (AL		X	X		X	X		X		X
				400g Tub (ALE214)							X			
				60g VOC (ALE215)				X						
9525843	IP175		3.50	250g Amber Jar (AL		X	X		X	X		X		X
				400g Tub (ALE214)							X			
				60g VOC (ALE215)				X						
9525791	IP189		0.50	250g Amber Jar (AL		X	X		X	X		X		X
				400g Tub (ALE214)	X						X			
				60g VOC (ALE215)				X						
9525796	IP189		1.50	250g Amber Jar (AL		X	X		X	X		X	X	X
				400g Tub (ALE214)							X			
				60g VOC (ALE215)				X						
9525801	IP189		2.50	250g Amber Jar (AL		X	X		X	X		X		X
				400g Tub (ALE214)							X			
				60g VOC (ALE215)				X						
9525806	IP189		3.50	250g Amber Jar (AL		X	X		X	X		X		X
				400g Tub (ALE214)							X			
				60g VOC (ALE215)				X						
9526149	IP206		0.50	250g Amber Jar (AL		X	X		X	X		X		X
				400g Tub (ALE214)	X						X			
				60g VOC (ALE215)				X						
9525775	IP206		1.80	250g Amber Jar (AL		X	X		X	X		X		X
				400g Tub (ALE214)							X			
				60g VOC (ALE215)				X						
9525781	IP206		2.50	250g Amber Jar (AL		X	X		X	X		X		X
				400g Tub (ALE214)							X			

Test		NDPs / Tests
Asbestos ID in Solid Samples	All	NDPs: 0 Tests: 23
EPH CWG (Aliphatic) GC (S)	All	NDPs: 0 Tests: 84
EPH CWG (Aromatic) GC (S)	All	NDPs: 0 Tests: 84
GRO by GC-FID (S)	All	NDPs: 0 Tests: 84
Metals in solid samples by OES	All	NDPs: 0 Tests: 84
PAH by GCMS	All	NDPs: 0 Tests: 84
pH	All	NDPs: 0 Tests: 84
Sample description	All	NDPs: 0 Tests: 84
Total Organic Carbon	All	NDPs: 0 Tests: 20
TPH CWG GC (S)	All	NDPs: 0 Tests: 84

SDG:	140628-70	**Location:**	Coed Darcy	**Order Number:**	CD0726
Job:	H_ATKINS_LDC-224	**Customer:**	Atkins Global Ltd	**Report Number:**	276172
Client Reference:	Site Wide Trial Pitting	**Attention:**	Fiona McMillan	**Superseded Report:**	

SOLID

Results Legend

- X — **Test**
- N — **No Determination Possible**

Lab Sample No(s)			9525781			9525786			9525974			9526030			9526077			9526120			9525770			9525822			9525868			9525922			9526090			9526094			9526098			9526103
Customer Sample Reference			IP206			IP206			IP210			IP210			IP210			IP210			IP213			IP213			IP213			IP213			IP313			IP313			IP313			IP313
AGS Reference																																											
Depth (m)			2.50			3.60			0.50			1.60			2.50			3.50			0.50			1.50			2.50			3.00			0.50			1.50			2.50			3.50
Container			60g VOC (ALE215)	250g Amber Jar (AL	400g Tub (ALE214)	60g VOC (ALE215)	250g Amber Jar (AL	400g Tub (ALE214)	60g VOC (ALE215)	250g Amber Jar (AL	400g Tub (ALE214)	60g VOC (ALE215)	250g Amber Jar (AL	400g Tub (ALE214)	60g VOC (ALE215)	250g Amber Jar (AL	400g Tub (ALE214)	60g VOC (ALE215)	250g Amber Jar (AL	400g Tub (ALE214)	60g VOC (ALE215)	250g Amber Jar (AL	400g Tub (ALE214)	60g VOC (ALE215)	250g Amber Jar (AL	400g Tub (ALE214)	60g VOC (ALE215)	250g Amber Jar (AL	400g Tub (ALE214)	60g VOC (ALE215)	250g Amber Jar (AL	400g Tub (ALE214)	60g VOC (ALE215)	250g Amber Jar (AL	400g Tub (ALE214)	60g VOC (ALE215)	250g Amber Jar (AL	400g Tub (ALE214)	60g VOC (ALE215)	250g Amber Jar (AL	400g Tub (ALE214)	60g VOC (ALE215)
Asbestos ID in Solid Samples	All	NDPs: 0 Tests: 23						X												X												X										
EPH CWG (Aliphatic) GC (S)	All	NDPs: 0 Tests: 84		X			X			X			X			X			X			X			X			X			X			X			X			X		
EPH CWG (Aromatic) GC (S)	All	NDPs: 0 Tests: 84		X			X			X			X			X			X			X			X			X			X			X			X			X		
GRO by GC-FID (S)	All	NDPs: 0 Tests: 84	X			X			X			X			X			X			X			X			X			X			X			X			X			X
Metals in solid samples by OES	All	NDPs: 0 Tests: 84		X			X			X			X			X			X			X			X			X			X			X			X			X		
PAH by GCMS	All	NDPs: 0 Tests: 84		X			X			X			X			X			X			X			X			X			X			X			X			X		
pH	All	NDPs: 0 Tests: 84			X			X			X			X			X			X			X			X			X			X			X			X			X	
Sample description	All	NDPs: 0 Tests: 84		X			X			X			X			X			X			X			X			X			X			X			X			X		
Total Organic Carbon	All	NDPs: 0 Tests: 20								X									X															X								
TPH CWG GC (S)	All	NDPs: 0 Tests: 84		X			X			X			X			X			X			X			X			X			X			X			X			X		

SDG: 140628-70
Job: H_ATKINS_LDC-224
Client Reference: Site Wide Trial Pitting
Location: Coed Darcy
Customer: Atkins Global Ltd
Attention: Fiona McMillan
Order Number: CD0726
Report Number: 276172
Superseded Report:

SOLID

Results Legend

X Test

N No Determination Possible

Lab Sample No(s)			9526059			9526063			9526067			9526071			9526075			9535319			9535320			9525904			9525909			9525913			9525926			9525930			9526034			9526039
Customer Sample Reference			IP342			IP342			IP342			IP343			IP343			IP343			IP343			IP344			IP344			IP344			IP344			IP344			IP345			IP345
AGS Reference																																											
Depth (m)			0.50			1.50			2.50			0.50			1.50			2.50			3.50			0.50			1.50			2.50			3.50			4.50			0.50			1.50
Container			250g Amber Jar (AL	400g Tub (ALE214)	60g VOC (ALE215)	250g Amber Jar (AL	400g Tub (ALE214)	60g VOC (ALE215)	250g Amber Jar (AL	400g Tub (ALE214)	60g VOC (ALE215)	250g Amber Jar (AL	400g Tub (ALE214)	60g VOC (ALE215)	250g Amber Jar (AL	400g Tub (ALE214)	60g VOC (ALE215)	250g Amber Jar (AL	400g Tub (ALE214)	60g VOC (ALE215)	250g Amber Jar (AL	400g Tub (ALE214)	60g VOC (ALE215)	250g Amber Jar (AL	400g Tub (ALE214)	60g VOC (ALE215)	250g Amber Jar (AL	400g Tub (ALE214)	60g VOC (ALE215)	250g Amber Jar (AL	400g Tub (ALE214)	60g VOC (ALE215)	250g Amber Jar (AL	400g Tub (ALE214)	60g VOC (ALE215)	250g Amber Jar (AL	400g Tub (ALE214)	60g VOC (ALE215)	250g Amber Jar (AL	400g Tub (ALE214)	60g VOC (ALE215)	250g Amber Jar (AL
Asbestos ID in Solid Samples	All	NDPs: 0 Tests: 23		X								X	X												X														X		
EPH CWG (Aliphatic) GC (S)	All	NDPs: 0 Tests: 84	X			X			X			X			X			X			X			X			X			X			X			X			X			X
EPH CWG (Aromatic) GC (S)	All	NDPs: 0 Tests: 84	X			X			X			X			X			X			X			X			X			X			X			X			X			X
GRO by GC-FID (S)	All	NDPs: 0 Tests: 84			X			X			X			X			X			X			X			X			X			X			X			X			X	
Metals in solid samples by OES	All	NDPs: 0 Tests: 84	X			X			X			X			X			X			X			X			X			X			X			X			X			X
PAH by GCMS	All	NDPs: 0 Tests: 84	X			X			X			X			X			X			X			X			X			X			X			X			X			X
pH	All	NDPs: 0 Tests: 84		X			X			X			X			X			X			X			X			X			X			X			X			X		
Sample description	All	NDPs: 0 Tests: 84	X			X			X			X			X			X			X			X			X			X			X			X			X			X
Total Organic Carbon	All	NDPs: 0 Tests: 20							X												X			X																		X
TPH CWG GC (S)	All	NDPs: 0 Tests: 84	X			X			X			X			X			X			X			X			X			X			X			X			X			X

ALcontrol Laboratories

Validated

CERTIFICATE OF ANALYSIS

SDG:	140628-70	**Location:**	Coed Darcy	**Order Number:**	CD0726
Job:	H_ATKINS_LDC-224	**Customer:**	Atkins Global Ltd	**Report Number:**	276172
Client Reference:	Site Wide Trial Pitting	**Attention:**	Fiona McMillan	**Superseded Report:**	

SOLID

Results Legend

- **X** Test
- **N** No Determination Possible

Lab Sample No(s)			9526039			9526045			9526052			9526081			9537238			9526107			9526111			9526115			9526125			9526129			9526133			9526139			9526144			9526004
Customer Sample Reference			IP345			IP345			IP345			IP346			IP346			IP347			IP347			IP347			IP359			IP359			IP359			IP359			IP359			IP360
AGS Reference																																											
Depth (m)			1.50			2.50			3.50			0.50			1.50			0.50			1.50			2.50			0.50			1.50			2.50			3.50			4.50			0.50
Container			400g Tub (ALE214)	60g VOC (ALE215)	250g Amber Jar (AL	400g Tub (ALE214)	60g VOC (ALE215)	250g Amber Jar (AL	400g Tub (ALE214)	60g VOC (ALE215)	250g Amber Jar (AL	400g Tub (ALE214)	60g VOC (ALE215)	250g Amber Jar (AL	400g Tub (ALE214)	60g VOC (ALE215)	250g Amber Jar (AL	400g Tub (ALE214)	60g VOC (ALE215)	250g Amber Jar (AL	400g Tub (ALE214)	60g VOC (ALE215)	250g Amber Jar (AL	400g Tub (ALE214)	60g VOC (ALE215)	250g Amber Jar (AL	400g Tub (ALE214)	60g VOC (ALE215)	250g Amber Jar (AL	400g Tub (ALE214)	60g VOC (ALE215)	250g Amber Jar (AL	400g Tub (ALE214)	60g VOC (ALE215)	250g Amber Jar (AL	400g Tub (ALE214)	60g VOC (ALE215)	250g Amber Jar (AL	400g Tub (ALE214)	60g VOC (ALE215)	250g Amber Jar (AL	400g Tub (ALE214)
Asbestos ID in Solid Samples	All	NDPs: 0 Tests: 23										X						X									X																X
EPH CWG (Aliphatic) GC (S)	All	NDPs: 0 Tests: 84			X			X			X			X			X			X			X			X			X			X			X			X			X	
EPH CWG (Aromatic) GC (S)	All	NDPs: 0 Tests: 84			X			X			X			X			X			X			X			X			X			X			X			X			X	
GRO by GC-FID (S)	All	NDPs: 0 Tests: 84		X			X			X			X			X			X			X			X			X			X			X			X			X		
Metals in solid samples by OES	All	NDPs: 0 Tests: 84			X			X			X			X			X			X			X			X			X			X			X			X			X	
PAH by GCMS	All	NDPs: 0 Tests: 84			X			X			X			X			X			X			X			X			X			X			X			X			X	
pH	All	NDPs: 0 Tests: 84	X			X			X			X			X			X			X			X			X			X			X			X			X			X
Sample description	All	NDPs: 0 Tests: 84			X			X			X			X			X			X			X			X			X			X			X			X			X	
Total Organic Carbon	All	NDPs: 0 Tests: 20															X									X																X	
TPH CWG GC (S)	All	NDPs: 0 Tests: 84			X			X			X			X			X			X			X			X			X			X			X			X			X	

17:18:32 08/07/2014

CERTIFICATE OF ANALYSIS

SDG:	140628-70	**Location:**	Coed Darcy	**Order Number:**	CD0726
Job:	H_ATKINS_LDC-224	**Customer:**	Atkins Global Ltd	**Report Number:**	276172
Client Reference:	Site Wide Trial Pitting	**Attention:**	Fiona McMillan	**Superseded Report:**	

SOLID

Results Legend

X Test

N No Determination Possible

Lab Sample No(s)	Customer Sample Reference	AGS Reference	Depth (m)	Container
9526004	IP360		0.50	60g VOC (ALE215)
9526008	IP360		1.50	250g Amber Jar (AL 400g Tub (ALE214) 60g VOC (ALE215)
9526012	IP360		2.50	250g Amber Jar (AL 400g Tub (ALE214) 60g VOC (ALE215)
9526017	IP360		3.50	250g Amber Jar (AL 400g Tub (ALE214) 60g VOC (ALE215)
9526021	IP360		4.50	250g Amber Jar (AL 400g Tub (ALE214) 60g VOC (ALE215)
9525934	IP361		0.50	250g Amber Jar (AL 400g Tub (ALE214) 60g VOC (ALE215)
9525938	IP361		1.50	250g Amber Jar (AL 400g Tub (ALE214) 60g VOC (ALE215)
9525944	IP361		2.50	250g Amber Jar (AL 400g Tub (ALE214) 60g VOC (ALE215)
9525950	IP361		3.50	250g Amber Jar (AL 400g Tub (ALE214) 60g VOC (ALE215)
9525954	IP361		4.50	250g Amber Jar (AL 400g Tub (ALE214) 60g VOC (ALE215)
9525958	IP362		0.50	250g Amber Jar (AL 400g Tub (ALE214) 60g VOC (ALE215)
9525964	IP362		1.50	250g Amber Jar (AL 400g Tub (ALE214) 60g VOC (ALE215)
9525970	IP362		2.50	250g Amber Jar (AL 400g Tub (ALE214) 60g VOC (ALE215)
9525978	IP362		3.50	250g Amber Jar (AL 400g Tub (ALE214) 60g VOC (ALE215)

			9526004	9526008	9526012	9526017	9526021	9525934	9525938	9525944	9525950	9525954	9525958	9525964	9525970	9525978
Asbestos ID in Solid Samples	All	NDPs: 0 Tests: 23						X					X			
EPH CWG (Aliphatic) GC (S)	All	NDPs: 0 Tests: 84		X		X		X		X		X		X		X		X		X		X		X	
EPH CWG (Aromatic) GC (S)	All	NDPs: 0 Tests: 84		X		X		X		X		X		X		X		X		X		X		X	
GRO by GC-FID (S)	All	NDPs: 0 Tests: 84	X		X		X		X		X		X		X		X		X		X		X		X		X
Metals in solid samples by OES	All	NDPs: 0 Tests: 84		X		X		X		X		X		X		X		X		X		X		X		X	
PAH by GCMS	All	NDPs: 0 Tests: 84		X		X		X		X		X		X		X		X		X		X		X		X	
pH	All	NDPs: 0 Tests: 84			X		X		X		X		X		X		X		X		X		X		X		X
Sample description	All	NDPs: 0 Tests: 84		X		X		X		X		X		X		X		X		X		X		X		X	
Total Organic Carbon	All	NDPs: 0 Tests: 20						X			X				X												
TPH CWG GC (S)	All	NDPs: 0 Tests: 84		X		X		X		X		X		X		X		X		X		X		X		X	

CERTIFICATE OF ANALYSIS

SDG:	140628-70	**Location:**	Coed Darcy	**Order Number:**	CD0726
Job:	H_ATKINS_LDC-224	**Customer:**	Atkins Global Ltd	**Report Number:**	276172
Client Reference:	Site Wide Trial Pitting	**Attention:**	Fiona McMillan	**Superseded Report:**	

SOLID

Results Legend

X **Test**

N **No Determination Possible**

			Lab Sample No(s)	Customer Sample Reference	AGS Reference	Depth (m)	Container
			9525982	IP363		0.50	250g Amber Jar (AL
							400g Tub (ALE214)
							60g VOC (ALE215)
			9525990	IP363		1.50	250g Amber Jar (AL
							400g Tub (ALE214)
							60g VOC (ALE215)
			9525994	IP363		2.50	250g Amber Jar (AL
							400g Tub (ALE214)
							60g VOC (ALE215)
			9525999	IP363		3.50	250g Amber Jar (AL
							400g Tub (ALE214)
							60g VOC (ALE215)
Asbestos ID in Solid Samples	All	NDPs: 0 Tests: 23		X			
EPH CWG (Aliphatic) GC (S)	All	NDPs: 0 Tests: 84	X		X		X		X		
EPH CWG (Aromatic) GC (S)	All	NDPs: 0 Tests: 84	X		X		X		X		
GRO by GC-FID (S)	All	NDPs: 0 Tests: 84		X		X		X		X	
Metals in solid samples by OES	All	NDPs: 0 Tests: 84	X		X		X		X		
PAH by GCMS	All	NDPs: 0 Tests: 84	X		X		X		X		
pH	All	NDPs: 0 Tests: 84		X		X		X		X	
Sample description	All	NDPs: 0 Tests: 84	X		X		X		X		
Total Organic Carbon	All	NDPs: 0 Tests: 20	X								
TPH CWG GC (S)	All	NDPs: 0 Tests: 84	X		X		X		X		

CERTIFICATE OF ANALYSIS

SDG:	140628-70	**Location:**	Coed Darcy	**Order Number:**	CD0726
Job:	H_ATKINS_LDC-224	**Customer:**	Atkins Global Ltd	**Report Number:**	276172
Client Reference:	Site Wide Trial Pitting	**Attention:**	Fiona McMillan	**Superseded Report:**	

Sample Descriptions

Grain Sizes

very fine	<0.063mm	fine	0.063mm - 0.1mm	medium	0.1mm - 2mm	coarse	2mm - 10mm	very coarse	>10mm

Lab Sample No(s)	Customer Sample Ref.	Depth (m)	Colour	Description	Grain size	Inclusions	Inclusions 2
9525890	IP015	0.50	Beige	Sandy Loam	0.1 - 2 mm	Stones	None
9525895	IP015	1.30	Grey	Sandy Clay Loam	0.1 - 2 mm	Stones	None
9525899	IP015	2.50	Grey	Sandy Clay Loam	0.1 - 2 mm	Stones	None
9525855	IP016	0.50	Dark Brown	Silt Loam	0.063 - 0.1 mm	Stones	N/A
9525859	IP016	1.50	Dark Brown	Sandy Clay Loam	0.1 - 2 mm	Stones	None
9525863	IP016	2.50	Dark Brown	Sandy Clay Loam	0.1 - 2 mm	Stones	None
9525847	IP017	0.50	Dark Brown	Sandy Clay Loam	0.1 - 2 mm	Stones	N/A
9525851	IP017	1.50	Grey	Sandy Clay	0.1 - 2 mm	Stones	None
9525872	IP026	0.50	Dark Brown	Sandy Loam	0.1 - 2 mm	Stones	Oil/Petroleum
9525876	IP026	1.50	Dark Brown	Loamy Sand	0.063 - 0.1 mm	Stones	None
9525880	IP027	0.50	Dark Brown	Sandy Loam	0.1 - 2 mm	Stones	Vegetation
9525884	IP027	1.50	Dark Brown	Loamy Sand	0.063 - 0.1 mm	Stones	None
9525810	IP174	0.50	Dark Brown	Sandy Loam	0.1 - 2 mm	None	None
9525814	IP174	1.50	Dark Brown	Loamy Sand	0.063 - 0.1 mm	Stones	None
9525818	IP174	2.50	Dark Brown	Loamy Sand	0.063 - 0.1 mm	Stones	Vegetation
9525826	IP174	3.30	Dark Brown	Loamy Sand	0.1 - 2 mm	Stones	None
9525830	IP175	0.50	Dark Brown	Sandy Silt Loam	0.1 - 2 mm	Stones	None
9525834	IP175	1.50	Dark Brown	Loamy Sand	0.1 - 2 mm	Stones	None
9525839	IP175	2.50	Dark Brown	Silty Clay	0.1 - 2 mm	None	None
9525843	IP175	3.50	Black	Clay Loam	0.063 - 0.1 mm	Stones	None
9525791	IP189	0.50	Dark Brown	Silt Loam	0.063 - 0.1 mm	Coal fragments	Stones
9525796	IP189	1.50	Light Brown	Sandy Clay	0.063 - 0.1 mm	Oil/Petroleum	Stones
9525801	IP189	2.50	Dark Brown	Silty Clay	0.063 - 0.1 mm	Stones	N/A
9525806	IP189	3.50	Black	Loamy Sand	0.063 - 0.1 mm	Stones	N/A
9525775	IP206	1.80	Dark Brown	Sandy Clay	0.063 - 0.1 mm	Vegetation	Stones
9525781	IP206	2.50	Dark Brown	Sandy Clay Loam	0.1 - 2 mm	None	None
9525786	IP206	3.60	Black	Sandy Silt Loam	0.1 - 2 mm	Oil/Petroleum	Stones
9526149	IP206	0.50	Dark Brown	Loamy Sand	0.1 - 2 mm	Stones	Vegetation
9525974	IP210	0.50	Dark Brown	Sandy Loam	0.1 - 2 mm	Stones	Vegetation
9526030	IP210	1.60	Black	Sandy Clay Loam	0.1 - 2 mm	Vegetation	None
9526077	IP210	2.50	Dark Brown	Sandy Clay Loam	0.1 - 2 mm	None	None
9526120	IP210	3.50	Dark Brown	Sandy Clay Loam	0.1 - 2 mm	None	None
9525770	IP213	0.50	Dark Brown	Sandy Loam	0.1 - 2 mm	Stones	Vegetation
9525822	IP213	1.50	Dark Brown	Silty Clay Loam	0.1 - 2 mm	Stones	None
9525868	IP213	2.50	Dark Brown	Sandy Clay Loam	0.1 - 2 mm	None	None
9525922	IP213	3.00	Dark Brown	Sandy Clay	0.063 - 0.1 mm	Stones	N/A
9526090	IP313	0.50	Dark Brown	Sandy Silt Loam	0.1 - 2 mm	Stones	Vegetation
9526094	IP313	1.50	Dark Brown	Sand	0.1 - 2 mm	Vegetation	Stones

CERTIFICATE OF ANALYSIS

SDG:	140628-70	**Location:**	Coed Darcy	**Order Number:**	CD0726
Job:	H_ATKINS_LDC-224	**Customer:**	Atkins Global Ltd	**Report Number:**	276172
Client Reference:	Site Wide Trial Pitting	**Attention:**	Fiona McMillan	**Superseded Report:**	

			Colour	Description	Grain size	Inclusions	Inclusions 2
9526098	IP313	2.50	Dark Brown	Sandy Clay Loam	0.1 - 2 mm	Stones	None
9526103	IP313	3.50	Dark Brown	Sandy Loam	0.1 - 2 mm	Stones	None
9526059	IP342	0.50	Dark Brown	Loamy Sand	0.1 - 2 mm	Stones	None
9526063	IP342	1.50	Dark Brown	Loamy Sand	0.1 - 2 mm	Stones	Brick
9526067	IP342	2.50	Dark Brown	Sand	0.1 - 2 mm	Stones	None
9526071	IP343	0.50	Dark Brown	Sandy Loam	0.1 - 2 mm	Stones	None
9526075	IP343	1.50	Dark Brown	Loamy Sand	0.1 - 2 mm	Stones	None
9535319	IP343	2.50	Dark Brown	Loamy Sand	0.1 - 2 mm	Stones	Vegetation
9535320	IP343	3.50	Dark Brown	Sandy Clay Loam	0.1 - 2 mm	Stones	Oil/Petroleum
9525904	IP344	0.50	Dark Brown	Sandy Loam	0.1 - 2 mm	Stones	None
9525909	IP344	1.50	Dark Brown	Sand	0.1 - 2 mm	Stones	None
9525913	IP344	2.50	Dark Brown	Sandy Loam	0.1 - 2 mm	Stones	None
9525926	IP344	3.50	Dark Brown	Sandy Clay Loam	0.1 - 2 mm	Stones	None
9525930	IP344	4.50	Dark Brown	Sandy Loam	0.1 - 2 mm	Stones	None
9526034	IP345	0.50	Dark Brown	Sandy Loam	0.1 - 2 mm	Stones	None
9526039	IP345	1.50	Dark Brown	Sand	0.1 - 2 mm	Stones	Vegetation
9526045	IP345	2.50	Dark Brown	Sand	0.1 - 2 mm	Stones	Vegetation
9526052	IP345	3.50	Dark Brown	Sandy Clay Loam	0.1 - 2 mm	Stones	Oil/Petroleum
9526081	IP346	0.50	Dark Brown	Sandy Loam	0.1 - 2 mm	Stones	None
9537238	IP346	1.50	Dark Brown	Sandy Loam	0.1 - 2 mm	Stones	Vegetation
9526107	IP347	0.50	Dark Brown	Sandy Loam	0.1 - 2 mm	Stones	None
9526111	IP347	1.50	Dark Brown	Sandy Clay Loam	0.1 - 2 mm	Stones	Vegetation
9526115	IP347	2.50	Dark Brown	Sandy Clay Loam	0.1 - 2 mm	Vegetation	Stones
9526125	IP359	0.50	Dark Brown	Loamy Sand	0.1 - 2 mm	Stones	None
9526129	IP359	1.50	Dark Brown	Loamy Sand	0.1 - 2 mm	Stones	None
9526133	IP359	2.50	Dark Brown	Loamy Sand	0.063 - 0.1 mm	Stones	None
9526139	IP359	3.50	Dark Brown	Sandy Loam	0.1 - 2 mm	Stones	None
9526144	IP359	4.50	Dark Brown	Sandy Loam	0.1 - 2 mm	Stones	None
9526004	IP360	0.50	Dark Brown	Sand	0.1 - 2 mm	Stones	None
9526008	IP360	1.50	Dark Brown	Sand	0.1 - 2 mm	Vegetation	Stones
9526012	IP360	2.50	Dark Brown	Loamy Sand	0.1 - 2 mm	Stones	None
9526017	IP360	3.50	Dark Brown	Sand	0.1 - 2 mm	Stones	None
9526021	IP360	4.50	Dark Brown	Sandy Clay Loam	0.1 - 2 mm	Stones	Oil/Petroleum
9525934	IP361	0.50	Dark Brown	Sandy Loam	0.1 - 2 mm	Stones	None
9525938	IP361	1.50	Dark Brown	Sandy Loam	0.1 - 2 mm	Stones	None
9525944	IP361	2.50	Dark Brown	Sandy Loam	0.1 - 2 mm	Stones	None
9525950	IP361	3.50	Dark Brown	Sandy Loam	0.1 - 2 mm	Stones	None
9525954	IP361	4.50	Dark Brown	Sand	0.1 - 2 mm	Stones	None
9525958	IP362	0.50	Dark Brown	Loamy Sand	0.1 - 2 mm	Stones	None
9525964	IP362	1.50	Dark Brown	Sandy Clay Loam	0.1 - 2 mm	Stones	None
9525970	IP362	2.50	Light Brown	Sandy Clay	0.1 - 2 mm	Stones	None

CERTIFICATE OF ANALYSIS

SDG:	140628-70	**Location:**	Coed Darcy	**Order Number:**	CD0726
Job:	H_ATKINS_LDC-224	**Customer:**	Atkins Global Ltd	**Report Number:**	276172
Client Reference:	Site Wide Trial Pitting	**Attention:**	Fiona McMillan	**Superseded Report:**	

			Colour	Description	Grain size	Inclusions	Inclusions 2
9525978	IP362	3.50	Dark Brown	Sandy Loam	0.1 - 2 mm	Stones	None
9525982	IP363	0.50	Light Brown	Sandy Clay Loam	0.1 - 2 mm	Stones	None
9525990	IP363	1.50	Dark Brown	Sand	0.1 - 2 mm	Stones	Vegetation
9525994	IP363	2.50	Dark Brown	Sandy Clay Loam	0.1 - 2 mm	Stones	None
9525999	IP363	3.50	Dark Brown	Sand	0.1 - 2 mm	Vegetation	Stones

These descriptions are only intended to act as a cross check if sample identities are questioned, and to provide a log of sample matrices with respect to MCERTS validation. They are not intended as full geological descriptions.

We are accredited to MCERTS for sand, clay and loam/topsoil, or any of these materials - whether these are derived from naturally ocurring soil profiles, or from fill/made ground, as long as these materials constitute the major part of the sample.

Other coarse granular materials such as concrete, gravel and brick are not accredited if they comprise the major part of the sample.

CERTIFICATE OF ANALYSIS

SDG:	140628-70	**Location:**	Coed Darcy	**Order Number:**	CD0726
Job:	H_ATKINS_LDC-224	**Customer:**	Atkins Global Ltd	**Report Number:**	276172
Client Reference:	Site Wide Trial Pitting	**Attention:**	Fiona McMillan	**Superseded Report:**	

Results Legend

#	ISO17025 accredited.
M	*m*CERTS accredited.
aq	Aqueous / settled sample.
diss.filt	Dissolved / filtered sample.
tot.unfilt	Total / unfiltered sample.
*	Subcontracted test.
**	% recovery of the surrogate standard to check the efficiency of the method. The results of individual compounds within samples aren't corrected for the recovery
(F)	Trigger breach confirmed
1-5&+§@	Sample deviation (see appendix)

Component	LOD/Units	Method	Customer Sample R	IP015	IP015	IP015	IP016	IP016	IP016
			Depth (m)	0.50	1.30	2.50	0.50	1.50	2.50
			Sample Type	Soil/Solid	Soil/Solid	Soil/Solid	Soil/Solid	Soil/Solid	Soil/Solid
			Date Sampled	27/06/2014	27/06/2014	27/06/2014	27/06/2014	27/06/2014	27/06/2014
			Sample Time	.	.	.	.	.	.
			Date Received	28/06/2014	28/06/2014	28/06/2014	28/06/2014	28/06/2014	28/06/2014
			SDG Ref	140628-70	140628-70	140628-70	140628-70	140628-70	140628-70
			Lab Sample No.(s)	9525890	9525895	9525899	9525855	9525859	9525863
			AGS Reference						
Moisture Content Ratio	%	PM024		9.5	11	10	9.4	10	10
Soil Organic Matter (SOM)	<0.35 %	TM132		2.47 #			11 #		
pH	1 pH Units	TM133		6.17 M	5.78 M	5.53 M	5.8 M	5.87 M	5.96 M
Arsenic	<0.6 mg/kg	TM181		20.5 M	9.33 M	9.52 M	7.31 M	12.8 M	15.4 M
Cadmium	<0.02 mg/kg	TM181		0.0621 M	<0.02 M	<0.02 M	<0.02 M	<0.02 M	<0.02 M
Chromium	<0.9 mg/kg	TM181		11.2 M	11.8 M	11.8 M	9.25 M	11.7 M	11.4 M
Copper	<1.4 mg/kg	TM181		24.3 M	18.2 M	17 M	15.1 M	16.1 M	15.8 M
Lead	<0.7 mg/kg	TM181		48.7 M	13.4 M	13.2 M	11.5 M	12.1 M	12.7 M
Mercury	<0.14 mg/kg	TM181		<0.14 M	<0.14 M	<0.14 M	<0.14 M	<0.14 M	<0.14 M
Nickel	<0.2 mg/kg	TM181		28 M	32.5 M	32 M	31.3 M	30.3 M	28.1 M
Selenium	<1 mg/kg	TM181		<1 #	<1 #	<1 #	<1 #	<1 #	<1 #
Vanadium	<0.2 mg/kg	TM181		12.6 #	13.9 #	13.6 #	10.1 #	13.5 #	13.1 #
Zinc	<1.9 mg/kg	TM181		209 M	73.3 M	73.1 M	63.3 M	68.1 M	65.8 M

CERTIFICATE OF ANALYSIS

SDG:	140628-70	**Location:**	Coed Darcy	**Order Number:**	CD0726
Job:	H_ATKINS_LDC-224	**Customer:**	Atkins Global Ltd	**Report Number:**	276172
Client Reference:	Site Wide Trial Pitting	**Attention:**	Fiona McMillan	**Superseded Report:**	

Results Legend

#	ISO17025 accredited.
M	*m*CERTS accredited.
aq	Aqueous / settled sample.
diss.filt	Dissolved / filtered sample.
tot.unfilt	Total / unfiltered sample.
*	Subcontracted test.
**	% recovery of the surrogate standard to check the efficiency of the method. The results of individual compounds within samples aren't corrected for the recovery
(F)	Trigger breach confirmed
1-5&+§@	Sample deviation (see appendix)

Component	LOD/Units	Method	Customer Sample R	IP017	IP017	IP026	IP026	IP027	IP027
			Depth (m)	0.50	1.50	0.50	1.50	0.50	1.50
			Sample Type	Soil/Solid	Soil/Solid	Soil/Solid	Soil/Solid	Soil/Solid	Soil/Solid
			Date Sampled	27/06/2014	27/06/2014	27/06/2014	27/06/2014	27/06/2014	27/06/2014
			Sample Time	.	.	.	.	.	.
			Date Received	28/06/2014	28/06/2014	28/06/2014	28/06/2014	28/06/2014	28/06/2014
			SDG Ref	140628-70	140628-70	140628-70	140628-70	140628-70	140628-70
			Lab Sample No.(s)	9525847	9525851	9525872	9525876	9525880	9525884
			AGS Reference						
Moisture Content Ratio	%	PM024		9.5	8.8	12	9.1	20	12
Soil Organic Matter (SOM)	<0.35 %	TM132				2.48 #			
pH	1 pH Units	TM133		6.14 M	5.9 M	6.74 M	6.73 M	6.41 M	6.99 M
Arsenic	<0.6 mg/kg	TM181		9.25 M	7.85 M	12.8 M	8.83 M	21.3 M	11 M
Cadmium	<0.02 mg/kg	TM181		<0.02 M	<0.02 M	<0.02 M	<0.02 M	0.954 M	0.0379 M
Chromium	<0.9 mg/kg	TM181		10.8 M	12.4 M	11.3 M	11.8 M	16.7 M	13.1 M
Copper	<1.4 mg/kg	TM181		18.5 M	18.2 M	16.6 M	12.2 M	49.1 M	15.3 M
Lead	<0.7 mg/kg	TM181		14.4 M	14 M	15.9 M	13.4 M	116 M	24.3 M
Mercury	<0.14 mg/kg	TM181		<0.14 M	<0.14 M	<0.14 M	<0.14 M	<0.14 M	<0.14 M
Nickel	<0.2 mg/kg	TM181		31.2 M	30.6 M	28.6 M	25.7 M	33.6 M	26.3 M
Selenium	<1 mg/kg	TM181		<1 #	<1 #	<1 #	<1 #	<1 #	<1 #
Vanadium	<0.2 mg/kg	TM181		13 #	14.2 #	13.4 #	12.2 #	21.4 #	14.7 #
Zinc	<1.9 mg/kg	TM181		71 M	76.1 M	74.3 M	65.7 M	154 M	70.9 M

CERTIFICATE OF ANALYSIS

SDG:	140628-70	**Location:**	Coed Darcy	**Order Number:**	CD0726
Job:	H_ATKINS_LDC-224	**Customer:**	Atkins Global Ltd	**Report Number:**	276172
Client Reference:	Site Wide Trial Pitting	**Attention:**	Fiona McMillan	**Superseded Report:**	

Results Legend

#	ISO17025 accredited.
M	*m*CERTS accredited.
aq	Aqueous / settled sample.
diss.filt	Dissolved / filtered sample.
tot.unfilt	Total / unfiltered sample.
*	Subcontracted test.
**	% recovery of the surrogate standard to check the efficiency of the method. The results of individual compounds within samples aren't corrected for the recovery
(F)	Trigger breach confirmed
1-5&+§@	Sample deviation (see appendix)

Component	LOD/Units	Method	Customer Sample R	IP174	IP174	IP174	IP174	IP175	IP175
			Depth (m)	0.50	1.50	2.50	3.30	0.50	1.50
			Sample Type	Soil/Solid	Soil/Solid	Soil/Solid	Soil/Solid	Soil/Solid	Soil/Solid
			Date Sampled	27/06/2014	27/06/2014	27/06/2014	27/06/2014	27/06/2014	27/06/2014
			Sample Time	.	.	.	.	.	.
			Date Received	28/06/2014	28/06/2014	28/06/2014	28/06/2014	28/06/2014	28/06/2014
			SDG Ref	140628-70	140628-70	140628-70	140628-70	140628-70	140628-70
			Lab Sample No.(s)	9525810	9525814	9525818	9525826	9525830	9525834
			AGS Reference						
Moisture Content Ratio	%	PM024		15	13	11	14	11	12
Soil Organic Matter (SOM)	<0.35 %	TM132			3.41 #			0.495 #	
pH	1 pH Units	TM133		5.98 M	5.3 M	6.05 M	5.59 M	6.63 M	6.93 M
Arsenic	<0.6 mg/kg	TM181		8.58 M	13.3 M	11.7 M	13 M	16.6 M	18.3 M
Cadmium	<0.02 mg/kg	TM181		0.126 M	0.219 M	0.509 M	0.12 M	0.393 M	1.08 M
Chromium	<0.9 mg/kg	TM181		16.3 M	14.9 M	12.6 M	13 M	14.2 M	15.7 M
Copper	<1.4 mg/kg	TM181		25.4 M	25.7 M	15.2 M	12.6 M	30.7 M	28.5 M
Lead	<0.7 mg/kg	TM181		15 M	35.7 M	16.6 M	15.6 M	27.5 M	19.5 M
Mercury	<0.14 mg/kg	TM181		<0.14 M	<0.14 M	<0.14 M	<0.14 M	<0.14 M	<0.14 M
Nickel	<0.2 mg/kg	TM181		29.4 M	23.6 M	28.6 M	29.3 M	25.4 M	27.3 M
Selenium	<1 mg/kg	TM181		1.09 #	<1 #	<1 #	<1 #	1.08 #	1.39 #
Vanadium	<0.2 mg/kg	TM181		19.1 #	18.7 #	14.9 #	17.4 #	17.9 #	20.9 #
Zinc	<1.9 mg/kg	TM181		145 M	126 M	113 M	112 M	88.7 M	106 M

CERTIFICATE OF ANALYSIS

SDG:	140628-70	**Location:**	Coed Darcy	**Order Number:**	CD0726
Job:	H_ATKINS_LDC-224	**Customer:**	Atkins Global Ltd	**Report Number:**	276172
Client Reference:	Site Wide Trial Pitting	**Attention:**	Fiona McMillan	**Superseded Report:**	

Results Legend	
#	ISO17025 accredited.
M	*m*CERTS accredited.
aq	Aqueous / settled sample.
diss.filt	Dissolved / filtered sample.
tot.unfilt	Total / unfiltered sample.
*	Subcontracted test.
**	% recovery of the surrogate standard to check the efficiency of the method. The results of individual compounds within samples aren't corrected for the recovery
(F)	Trigger breach confirmed
1-5&+§@	Sample deviation (see appendix)

Component	LOD/Units	Method	Customer Sample R	IP175	IP175	IP189	IP189	IP189	IP189
			Depth (m)	2.50	3.50	0.50	1.50	2.50	3.50
			Sample Type	Soil/Solid	Soil/Solid	Soil/Solid	Soil/Solid	Soil/Solid	Soil/Solid
			Date Sampled	27/06/2014	27/06/2014	27/06/2014	27/06/2014	27/06/2014	27/06/2014
			Sample Time	.	.	.	.	.	.
			Date Received	28/06/2014	28/06/2014	28/06/2014	28/06/2014	28/06/2014	28/06/2014
			SDG Ref	140628-70	140628-70	140628-70	140628-70	140628-70	140628-70
			Lab Sample No.(s)	9525839	9525843	9525791	9525796	9525801	9525806
			AGS Reference						
Moisture Content Ratio	%	PM024		7.1	14	24	20	6.9	18
Soil Organic Matter (SOM)	<0.35 %	TM132					0.964 #		
pH	1 pH Units	TM133		6.35 M	6.02 M	6.58 M	5.21 M	6.48 M	6.62 M
Arsenic	<0.6 mg/kg	TM181		14.9 M	9.93 M	62.9 M	10.6 M	9.96 M	5.53 M
Cadmium	<0.02 mg/kg	TM181		0.0364 M	0.049 M	0.522 M	0.0438 M	0.0552 M	0.0864 M
Chromium	<0.9 mg/kg	TM181		5.24 M	4.93 M	7.98 M	12.6 M	3.71 M	6.13 M
Copper	<1.4 mg/kg	TM181		44.2 M	26 M	70.1 M	9.03 M	31.1 M	38.5 M
Lead	<0.7 mg/kg	TM181		24.3 M	22.3 M	58.6 M	12.4 M	21.9 M	23.6 M
Mercury	<0.14 mg/kg	TM181		0.179 M	0.159 M	<0.14 M	<0.14 M	0.188 M	0.27 M
Nickel	<0.2 mg/kg	TM181		11.6 M	26 M	12.2 M	13.7 M	6.77 M	19.2 M
Selenium	<1 mg/kg	TM181		<1 #	<1 #	<1 #	<1 #	<1 #	<1 #
Vanadium	<0.2 mg/kg	TM181		8.64 #	12.3 #	13.6 #	19.5 #	6.44 #	18.9 #
Zinc	<1.9 mg/kg	TM181		33.6 M	26.8 M	72.5 M	42.3 M	22.2 M	28.8 M

CERTIFICATE OF ANALYSIS

SDG:	140628-70	**Location:**	Coed Darcy	**Order Number:**	CD0726
Job:	H_ATKINS_LDC-224	**Customer:**	Atkins Global Ltd	**Report Number:**	276172
Client Reference:	Site Wide Trial Pitting	**Attention:**	Fiona McMillan	**Superseded Report:**	

Results Legend

#	ISO17025 accredited.
M	*m*CERTS accredited.
aq	Aqueous / settled sample.
diss.filt	Dissolved / filtered sample.
tot.unfilt	Total / unfiltered sample.
*	Subcontracted test.
**	% recovery of the surrogate standard to check the efficiency of the method. The results of individual compounds within samples aren't corrected for the recovery
(F)	Trigger breach confirmed
1-5&+§@	Sample deviation (see appendix)

Component	LOD/Units	Method	Customer Sample R	IP206	IP206	IP206	IP206	IP210	IP210
			Depth (m)	0.50	1.80	2.50	3.60	0.50	1.60
			Sample Type	Soil/Solid	Soil/Solid	Soil/Solid	Soil/Solid	Soil/Solid	Soil/Solid
			Date Sampled	27/06/2014	27/06/2014	27/06/2014	27/06/2014	27/06/2014	27/06/2014
			Sample Time	.	.	.	.	.	.
			Date Received	28/06/2014	28/06/2014	28/06/2014	28/06/2014	28/06/2014	28/06/2014
			SDG Ref	140628-70	140628-70	140628-70	140628-70	140628-70	140628-70
			Lab Sample No.(s)	9526149	9525775	9525781	9525786	9525974	9526030
			AGS Reference						
Moisture Content Ratio	%	PM024		8.6	23	19	12	11	29
Soil Organic Matter (SOM)	<0.35 %	TM132							4.29 #
pH	1 pH Units	TM133		8.11 M	5.74 M	6.14 M	6.44 M	7.58 M	5.92 M
Arsenic	<0.6 mg/kg	TM181		22.5 M	14.5 M	8.6 M	12.6 M	26.1 M	87.3 M
Cadmium	<0.02 mg/kg	TM181		0.381 M	0.294 M	<0.02 M	0.127 M	0.513 M	0.74 M
Chromium	<0.9 mg/kg	TM181		13.9 M	11 M	14.2 M	4.59 M	13.7 M	8.14 M
Copper	<1.4 mg/kg	TM181		44.6 M	19.4 M	13.1 M	27 M	77.4 M	110 M
Lead	<0.7 mg/kg	TM181		40.5 M	23.4 M	15 M	22.2 M	76.9 M	63.8 M
Mercury	<0.14 mg/kg	TM181		<0.14 M	<0.14 M	<0.14 M	0.389 M	0.167 M	<0.14 M
Nickel	<0.2 mg/kg	TM181		30.1 M	12.6 M	17.4 M	12.9 M	29.1 M	3.91 M
Selenium	<1 mg/kg	TM181		<1 #	<1 #	<1 #	1.52 #	<1 #	<1 #
Vanadium	<0.2 mg/kg	TM181		17.4 #	13.5 #	17.2 #	12.7 #	17.4 #	13.2 #
Zinc	<1.9 mg/kg	TM181		116 M	50.1 M	52 M	35.6 M	169 M	32 M

CERTIFICATE OF ANALYSIS

SDG:	140628-70	**Location:**	Coed Darcy	**Order Number:**	CD0726
Job:	H_ATKINS_LDC-224	**Customer:**	Atkins Global Ltd	**Report Number:**	276172
Client Reference:	Site Wide Trial Pitting	**Attention:**	Fiona McMillan	**Superseded Report:**	

Results Legend

#	ISO17025 accredited.
M	*m*CERTS accredited.
aq	Aqueous / settled sample.
diss.filt	Dissolved / filtered sample.
tot.unfilt	Total / unfiltered sample.
*	Subcontracted test.
**	% recovery of the surrogate standard to check the efficiency of the method. The results of individual compounds within samples aren't corrected for the recovery
(F)	Trigger breach confirmed
1-5&+§@	Sample deviation (see appendix)

Component	LOD/Units	Method	Customer Sample R	IP210	IP210	IP213	IP213	IP213	IP213
			Depth (m)	2.50	3.50	0.50	1.50	2.50	3.00
			Sample Type	Soil/Solid	Soil/Solid	Soil/Solid	Soil/Solid	Soil/Solid	Soil/Solid
			Date Sampled	27/06/2014	27/06/2014	27/06/2014	27/06/2014	27/06/2014	27/06/2014
			Sample Time	.	.	.	.	.	.
			Date Received	28/06/2014	28/06/2014	28/06/2014	28/06/2014	28/06/2014	28/06/2014
			SDG Ref	140628-70	140628-70	140628-70	140628-70	140628-70	140628-70
			Lab Sample No.(s)	9526077	9526120	9525770	9525822	9525868	9525922
			AGS Reference						
Moisture Content Ratio	%	PM024		21	14	15	26	15	13
Soil Organic Matter (SOM)	<0.35 %	TM132				8.24 #			
pH	1 pH Units	TM133		6.29 M	6.11 M	7.65 M	6.11 M	6.17 M	6.72 M
Arsenic	<0.6 mg/kg	TM181		5.84 M	14 M	38.9 M	31.2 M	13.9 M	15.6 M
Cadmium	<0.02 mg/kg	TM181		<0.02 M	0.207 M	0.735 M	1.02 M	0.238 M	0.0319 M
Chromium	<0.9 mg/kg	TM181		15 M	4.62 M	14.6 M	15.4 M	16.9 M	9.55 M
Copper	<1.4 mg/kg	TM181		13.4 M	46.1 M	91.1 M	84.8 M	26.2 M	41.2 M
Lead	<0.7 mg/kg	TM181		19 M	34.2 M	95.9 M	70.8 M	21.7 M	21.5 M
Mercury	<0.14 mg/kg	TM181		<0.14 M	0.36 M	0.44 M	0.15 M	<0.14 M	<0.14 M
Nickel	<0.2 mg/kg	TM181		16.2 M	16.6 M	23.9 M	33.7 M	21.1 M	28.5 M
Selenium	<1 mg/kg	TM181		<1 #	<1 #	<1 #	<1 #	<1 #	<1 #
Vanadium	<0.2 mg/kg	TM181		19.1 #	17 #	21.9 #	20.5 #	20.6 #	13.8 #
Zinc	<1.9 mg/kg	TM181		38.6 M	42.3 M	153 M	157 M	59.4 M	72.9 M

CERTIFICATE OF ANALYSIS

SDG:	140628-70	**Location:**	Coed Darcy	**Order Number:**	CD0726
Job:	H_ATKINS_LDC-224	**Customer:**	Atkins Global Ltd	**Report Number:**	276172
Client Reference:	Site Wide Trial Pitting	**Attention:**	Fiona McMillan	**Superseded Report:**	

Results Legend

#	ISO17025 accredited.
M	*m*CERTS accredited.
aq	Aqueous / settled sample.
diss.filt	Dissolved / filtered sample.
tot.unfilt	Total / unfiltered sample.
*	Subcontracted test.
**	% recovery of the surrogate standard to check the efficiency of the method. The results of individual compounds within samples aren't corrected for the recovery
(F)	Trigger breach confirmed
1-5&+§@	Sample deviation (see appendix)

Component	LOD/Units	Method	Customer Sample R	IP313	IP313	IP313	IP313	IP342	IP342
			Depth (m)	0.50	1.50	2.50	3.50	0.50	1.50
			Sample Type	Soil/Solid	Soil/Solid	Soil/Solid	Soil/Solid	Soil/Solid	Soil/Solid
			Date Sampled	27/06/2014	27/06/2014	27/06/2014	27/06/2014	27/06/2014	27/06/2014
			Sample Time	.	.	.	.	.	.
			Date Received	28/06/2014	28/06/2014	28/06/2014	28/06/2014	28/06/2014	28/06/2014
			SDG Ref	140628-70	140628-70	140628-70	140628-70	140628-70	140628-70
			Lab Sample No.(s)	9526090	9526094	9526098	9526103	9526059	9526063
			AGS Reference						
Moisture Content Ratio	%	PM024		12	12	12	13	11	10
Soil Organic Matter (SOM)	<0.35 %	TM132			1.76 #				
pH	1 pH Units	TM133		6.47 M	6.86 M	7.9 M	6.73 M	8.12 M	7.65 M
Arsenic	<0.6 mg/kg	TM181		23.6 M	10.1 M	8.43 M	9.04 M	45.2 M	26.5 M
Cadmium	<0.02 mg/kg	TM181		0.765 M	0.0689 M	<0.02 M	<0.02 M	3.91 M	<0.02 M
Chromium	<0.9 mg/kg	TM181		12.4 M	13.7 M	12.3 M	13.6 M	124 M	15.5 M
Copper	<1.4 mg/kg	TM181		45.5 M	15.1 M	13.2 M	13.7 M	91.3 M	17.3 M
Lead	<0.7 mg/kg	TM181		48.8 M	18 M	25.3 M	21.7 M	1470 M	80 M
Mercury	<0.14 mg/kg	TM181		0.874 M	<0.14 M	<0.14 M	<0.14 M	14.2 M	0.238 M
Nickel	<0.2 mg/kg	TM181		22.4 M	32.5 M	31.8 M	32.2 M	66.4 M	26.7 M
Selenium	<1 mg/kg	TM181		<1 #	1.32 #	<1 #	<1 #	1.12 #	<1 #
Vanadium	<0.2 mg/kg	TM181		16.6 #	15.1 #	13.2 #	13.9 #	25.5 #	19.7 #
Zinc	<1.9 mg/kg	TM181		129 M	83.2 M	79 M	82.3 M	493 M	82.5 M

CERTIFICATE OF ANALYSIS

SDG:	140628-70	**Location:**	Coed Darcy	**Order Number:**	CD0726
Job:	H_ATKINS_LDC-224	**Customer:**	Atkins Global Ltd	**Report Number:**	276172
Client Reference:	Site Wide Trial Pitting	**Attention:**	Fiona McMillan	**Superseded Report:**	

Results Legend

#	ISO17025 accredited.
M	*m*CERTS accredited.
aq	Aqueous / settled sample.
diss.filt	Dissolved / filtered sample.
tot.unfilt	Total / unfiltered sample.
*	Subcontracted test.
**	% recovery of the surrogate standard to check the efficiency of the method. The results of individual compounds within samples aren't corrected for the recovery
(F)	Trigger breach confirmed
1-5&+§@	Sample deviation (see appendix)

Component	LOD/Units	Method	Customer Sample R	IP342	IP343	IP343	IP343	IP343	IP344
			Depth (m)	2.50	0.50	1.50	2.50	3.50	0.50
			Sample Type	Soil/Solid	Soil/Solid	Soil/Solid	Soil/Solid	Soil/Solid	Soil/Solid
			Date Sampled	27/06/2014	27/06/2014	27/06/2014	27/06/2014	27/06/2014	27/06/2014
			Sample Time	.	.	.	.	.	.
			Date Received	28/06/2014	28/06/2014	28/06/2014	28/06/2014	28/06/2014	28/06/2014
			SDG Ref	140628-70	140628-70	140628-70	140628-70	140628-70	140628-70
			Lab Sample No.(s)	9526067	9526071	9526075	9535319	9535320	9525904
			AGS Reference						
Moisture Content Ratio	%	PM024		13	7.8	9.4	12	12	17
Soil Organic Matter (SOM)	<0.35 %	TM132		0.979 #				1.62 #	1.83 #
pH	1 pH Units	TM133		6.65 M	7.22 M	7.17 M	6.83 M	6.98 M	7.29 M
Arsenic	<0.6 mg/kg	TM181		9.63 M	12.5 M	13.1 M	10.4 M	8.65 M	9.7 M
Cadmium	<0.02 mg/kg	TM181		0.225 M	<0.02 M	<0.02 M	0.0467 M	0.0582 M	<0.02 M
Chromium	<0.9 mg/kg	TM181		12.8 M	12 M	13.3 M	12.3 M	12.1 M	18.9 M
Copper	<1.4 mg/kg	TM181		13.1 M	15.5 M	14.6 M	17.7 M	15.7 M	14.3 M
Lead	<0.7 mg/kg	TM181		20.3 M	14.5 M	14.5 M	15.6 M	14 M	25.9 M
Mercury	<0.14 mg/kg	TM181		<0.14 M	<0.14 M	<0.14 M	<0.14 M	<0.14 M	<0.14 M
Nickel	<0.2 mg/kg	TM181		30 M	21.2 M	24.8 M	23.5 M	26.3 M	22.2 M
Selenium	<1 mg/kg	TM181		<1 #	<1 #	<1 #	<1 #	<1 #	1.16 #
Vanadium	<0.2 mg/kg	TM181		13.4 #	14.6 #	16.6 #	15.6 #	13.8 #	25.5 #
Zinc	<1.9 mg/kg	TM181		91.1 M	67.1 M	72.4 M	69.3 M	72.4 M	66.2 M

CERTIFICATE OF ANALYSIS

SDG:	140628-70	**Location:**	Coed Darcy	**Order Number:**	CD0726
Job:	H_ATKINS_LDC-224	**Customer:**	Atkins Global Ltd	**Report Number:**	276172
Client Reference:	Site Wide Trial Pitting	**Attention:**	Fiona McMillan	**Superseded Report:**	

Results Legend

#	ISO17025 accredited.
M	*m*CERTS accredited.
aq	Aqueous / settled sample.
diss.filt	Dissolved / filtered sample.
tot.unfilt	Total / unfiltered sample.
*	Subcontracted test.
**	% recovery of the surrogate standard to check the efficiency of the method. The results of individual compounds within samples aren't corrected for the recovery
(F)	Trigger breach confirmed
1-5&+§@	Sample deviation (see appendix)

Component	LOD/Units	Method	Customer Sample R	IP344	IP344	IP344	IP344	IP345	IP345
			Depth (m)	1.50	2.50	3.50	4.50	0.50	1.50
			Sample Type	Soil/Solid	Soil/Solid	Soil/Solid	Soil/Solid	Soil/Solid	Soil/Solid
			Date Sampled	27/06/2014	27/06/2014	27/06/2014	27/06/2014	27/06/2014	27/06/2014
			Sample Time	.	.	.	.	.	.
			Date Received	28/06/2014	28/06/2014	28/06/2014	28/06/2014	28/06/2014	28/06/2014
			SDG Ref	140628-70	140628-70	140628-70	140628-70	140628-70	140628-70
			Lab Sample No.(s)	9525909	9525913	9525926	9525930	9526034	9526039
			AGS Reference						
Moisture Content Ratio	%	PM024		14	10	16	9.9	8.5	9.1
Soil Organic Matter (SOM)	<0.35 %	TM132							1.29 #
pH	1 pH Units	TM133		5.71 M	6.2 M	5.9 M	6.33 M	6.93 M	7.14 M
Arsenic	<0.6 mg/kg	TM181		7.37 M	10.5 M	10.6 M	23.2 M	10.8 M	11.2 M
Cadmium	<0.02 mg/kg	TM181		0.175 M	<0.02 M	<0.02 M	<0.02 M	<0.02 M	<0.02 M
Chromium	<0.9 mg/kg	TM181		13.3 M	12.4 M	13.7 M	13.6 M	12 M	14.2 M
Copper	<1.4 mg/kg	TM181		19.1 M	15.2 M	18.5 M	15.8 M	14.5 M	15.7 M
Lead	<0.7 mg/kg	TM181		24.6 M	18.1 M	17.3 M	21.5 M	13 M	19.4 M
Mercury	<0.14 mg/kg	TM181		<0.14 M	<0.14 M	<0.14 M	<0.14 M	<0.14 M	<0.14 M
Nickel	<0.2 mg/kg	TM181		22.2 M	22 M	30.5 M	24.7 M	21.9 M	27.6 M
Selenium	<1 mg/kg	TM181		<1 #	<1 #	<1 #	<1 #	<1 #	1.03 #
Vanadium	<0.2 mg/kg	TM181		16.3 #	15.1 #	15.8 #	16.2 #	13.9 #	19.4 #
Zinc	<1.9 mg/kg	TM181		58.8 M	68.7 M	85.7 M	73.2 M	65.7 M	76.4 M

CERTIFICATE OF ANALYSIS

SDG:	140628-70	**Location:**	Coed Darcy	**Order Number:**	CD0726
Job:	H_ATKINS_LDC-224	**Customer:**	Atkins Global Ltd	**Report Number:**	276172
Client Reference:	Site Wide Trial Pitting	**Attention:**	Fiona McMillan	**Superseded Report:**	

Results Legend	
#	ISO17025 accredited.
M	*m*CERTS accredited.
aq	Aqueous / settled sample.
diss.filt	Dissolved / filtered sample.
tot.unfilt	Total / unfiltered sample.
*	Subcontracted test.
**	% recovery of the surrogate standard to check the efficiency of the method. The results of individual compounds within samples aren't corrected for the recovery
(F)	Trigger breach confirmed
1-5&+§@	Sample deviation (see appendix)

Component	LOD/Units	Method	Customer Sample R	IP345	IP345	IP346	IP346	IP347	IP347
			Depth (m)	2.50	3.50	0.50	1.50	0.50	1.50
			Sample Type	Soil/Solid	Soil/Solid	Soil/Solid	Soil/Solid	Soil/Solid	Soil/Solid
			Date Sampled	27/06/2014	27/06/2014	27/06/2014	27/06/2014	27/06/2014	27/06/2014
			Sample Time	.	.	.	.	.	.
			Date Received	28/06/2014	28/06/2014	28/06/2014	28/06/2014	28/06/2014	28/06/2014
			SDG Ref	140628-70	140628-70	140628-70	140628-70	140628-70	140628-70
			Lab Sample No.(s)	9526045	9526052	9526081	9537238	9526107	9526111
			AGS Reference						
Moisture Content Ratio	%	PM024		8.6	11	6.7	6.5	10	10
Soil Organic Matter (SOM)	<0.35 %	TM132						13 #	
pH	1 pH Units	TM133		7.05 M	6.93 M	6.98 M	7.23 M	7.41 M	7.81 M
Arsenic	<0.6 mg/kg	TM181		14.3 M	6.34 M	17.2 M	13.7 M	23.1 M	8.2 M
Cadmium	<0.02 mg/kg	TM181		<0.02 M	0.0476 M	0.0597 M	<0.02 M	0.0669 M	0.0607 M
Chromium	<0.9 mg/kg	TM181		14.6 M	12.6 M	12.6 M	14.4 M	12.9 M	12.2 M
Copper	<1.4 mg/kg	TM181		16.9 M	12.1 M	21.9 M	17.6 M	17.1 M	13.7 M
Lead	<0.7 mg/kg	TM181		17.2 M	11.7 M	26.8 M	21.3 M	18.2 M	14.4 M
Mercury	<0.14 mg/kg	TM181		<0.14 M	<0.14 M	<0.14 M	<0.14 M	<0.14 M	<0.14 M
Nickel	<0.2 mg/kg	TM181		28.9 M	25.4 M	25.1 M	27.4 M	27.5 M	26.6 M
Selenium	<1 mg/kg	TM181		1.02 #	<1 #	<1 #	1.01 #	<1 #	<1 #
Vanadium	<0.2 mg/kg	TM181		17.8 #	14.2 #	17.2 #	19.4 #	14.2 #	14 #
Zinc	<1.9 mg/kg	TM181		74.2 M	65.6 M	82.6 M	77.5 M	78.7 M	73.5 M

CERTIFICATE OF ANALYSIS

SDG:	140628-70	**Location:**	Coed Darcy	**Order Number:**	CD0726
Job:	H_ATKINS_LDC-224	**Customer:**	Atkins Global Ltd	**Report Number:**	276172
Client Reference:	Site Wide Trial Pitting	**Attention:**	Fiona McMillan	**Superseded Report:**	

Results Legend

#	ISO17025 accredited.
M	*m*CERTS accredited.
aq	Aqueous / settled sample.
diss.filt	Dissolved / filtered sample.
tot.unfilt	Total / unfiltered sample.
*	Subcontracted test.
**	% recovery of the surrogate standard to check the efficiency of the method. The results of individual compounds within samples aren't corrected for the recovery
(F)	Trigger breach confirmed
1-5&+§@	Sample deviation (see appendix)

Component	LOD/Units	Method	Customer Sample R	IP347	IP359	IP359	IP359	IP359	IP359
			Depth (m)	2.50	0.50	1.50	2.50	3.50	4.50
			Sample Type	Soil/Solid	Soil/Solid	Soil/Solid	Soil/Solid	Soil/Solid	Soil/Solid
			Date Sampled	27/06/2014	27/06/2014	27/06/2014	27/06/2014	27/06/2014	27/06/2014
			Sample Time	.	.	.	.	.	.
			Date Received	28/06/2014	28/06/2014	28/06/2014	28/06/2014	28/06/2014	28/06/2014
			SDG Ref	140628-70	140628-70	140628-70	140628-70	140628-70	140628-70
			Lab Sample No.(s)	9526115	9526125	9526129	9526133	9526139	9526144
			AGS Reference						
Moisture Content Ratio	%	PM024		10	10	10	11	12	11
Soil Organic Matter (SOM)	<0.35 %	TM132			1.54 #				
pH	1 pH Units	TM133		6.93 M	6.83 M	6.82 M	6.72 M	6.75 M	6.68 M
Arsenic	<0.6 mg/kg	TM181		8.41 M	9.58 M	10 M	8.79 M	8.68 M	8.73 M
Cadmium	<0.02 mg/kg	TM181		<0.02 M	<0.02 M	0.129 M	0.105 M	0.112 M	0.101 M
Chromium	<0.9 mg/kg	TM181		12.3 M	12.6 M	14.2 M	13.3 M	12.7 M	12.1 M
Copper	<1.4 mg/kg	TM181		13.8 M	14.2 M	18 M	15.3 M	13.6 M	14.5 M
Lead	<0.7 mg/kg	TM181		17.9 M	17.8 M	16 M	15.7 M	16.7 M	20 M
Mercury	<0.14 mg/kg	TM181		<0.14 M	<0.14 M	<0.14 M	<0.14 M	<0.14 M	<0.14 M
Nickel	<0.2 mg/kg	TM181		26.8 M	29.4 M	37 M	32 M	28.3 M	27.3 M
Selenium	<1 mg/kg	TM181		<1 #	<1 #	<1 #	<1 #	<1 #	<1 #
Vanadium	<0.2 mg/kg	TM181		15.7 #	15.8 #	17.9 #	16.6 #	14.6 #	13.4 #
Zinc	<1.9 mg/kg	TM181		77.8 M	73.6 M	103 M	77.6 M	73.9 M	75.7 M

CERTIFICATE OF ANALYSIS

SDG:	140628-70	**Location:**	Coed Darcy	**Order Number:**	CD0726
Job:	H_ATKINS_LDC-224	**Customer:**	Atkins Global Ltd	**Report Number:**	276172
Client Reference:	Site Wide Trial Pitting	**Attention:**	Fiona McMillan	**Superseded Report:**	

Results Legend

#	ISO17025 accredited.
M	*m*CERTS accredited.
aq	Aqueous / settled sample.
diss.filt	Dissolved / filtered sample.
tot.unfilt	Total / unfiltered sample.
*	Subcontracted test.
**	% recovery of the surrogate standard to check the efficiency of the method. The results of individual compounds within samples aren't corrected for the recovery
(F)	Trigger breach confirmed
1-5&+§@	Sample deviation (see appendix)

Component	LOD/Units	Method	Customer Sample R	IP360	IP360	IP360	IP360	IP360	IP361
			Depth (m)	0.50	1.50	2.50	3.50	4.50	0.50
			Sample Type	Soil/Solid	Soil/Solid	Soil/Solid	Soil/Solid	Soil/Solid	Soil/Solid
			Date Sampled	27/06/2014	27/06/2014	27/06/2014	27/06/2014	27/06/2014	27/06/2014
			Sample Time	.	.	.	.	.	.
			Date Received	28/06/2014	28/06/2014	28/06/2014	28/06/2014	28/06/2014	28/06/2014
			SDG Ref	140628-70	140628-70	140628-70	140628-70	140628-70	140628-70
			Lab Sample No.(s)	9526004	9526008	9526012	9526017	9526021	9525934
			AGS Reference						
Moisture Content Ratio	%	PM024		6.8	9.4	12	10	12	9.7
Soil Organic Matter (SOM)	<0.35 %	TM132		1.46 #					1.97 #
pH	1 pH Units	TM133		6.8 M	6.85 M	6.99 M	7.24 M	5.9 M	6.94 M
Arsenic	<0.6 mg/kg	TM181		11.6 M	10.3 M	10.9 M	11.2 M	10.2 M	10 M
Cadmium	<0.02 mg/kg	TM181		<0.02 M	<0.02 M	<0.02 M	<0.02 M	<0.02 M	0.0444 M
Chromium	<0.9 mg/kg	TM181		12.6 M	12.6 M	10.8 M	11.2 M	12.8 M	15.8 M
Copper	<1.4 mg/kg	TM181		17.5 M	12.4 M	12.7 M	12.1 M	14.6 M	17.6 M
Lead	<0.7 mg/kg	TM181		26.7 M	13.6 M	13.9 M	14 M	17.5 M	25.2 M
Mercury	<0.14 mg/kg	TM181		<0.14 M	<0.14 M	<0.14 M	<0.14 M	<0.14 M	<0.14 M
Nickel	<0.2 mg/kg	TM181		25.2 M	22.7 M	21.9 M	22 M	28.1 M	24 M
Selenium	<1 mg/kg	TM181		<1 #	<1 #	<1 #	<1 #	<1 #	<1 #
Vanadium	<0.2 mg/kg	TM181		15.2 #	15.1 #	13.7 #	13.4 #	15.5 #	19.4 #
Zinc	<1.9 mg/kg	TM181		83.6 M	64.5 M	66.2 M	66.9 M	76.7 M	65.2 M

CERTIFICATE OF ANALYSIS

SDG:	140628-70	**Location:**	Coed Darcy	**Order Number:**	CD0726
Job:	H_ATKINS_LDC-224	**Customer:**	Atkins Global Ltd	**Report Number:**	276172
Client Reference:	Site Wide Trial Pitting	**Attention:**	Fiona McMillan	**Superseded Report:**	

Results Legend

#	ISO17025 accredited.
M	*m*CERTS accredited.
aq	Aqueous / settled sample.
diss.filt	Dissolved / filtered sample.
tot.unfilt	Total / unfiltered sample.
*	Subcontracted test.
**	% recovery of the surrogate standard to check the efficiency of the method. The results of individual compounds within samples aren't corrected for the recovery
(F)	Trigger breach confirmed
1-5&+§@	Sample deviation (see appendix)

Component	LOD/Units	Method	Customer Sample R	IP361	IP361	IP361	IP361	IP362	IP362
			Depth (m)	1.50	2.50	3.50	4.50	0.50	1.50
			Sample Type	Soil/Solid	Soil/Solid	Soil/Solid	Soil/Solid	Soil/Solid	Soil/Solid
			Date Sampled	27/06/2014	27/06/2014	27/06/2014	27/06/2014	27/06/2014	27/06/2014
			Sample Time	.	.	.	.	.	.
			Date Received	28/06/2014	28/06/2014	28/06/2014	28/06/2014	28/06/2014	28/06/2014
			SDG Ref	140628-70	140628-70	140628-70	140628-70	140628-70	140628-70
			Lab Sample No.(s)	9525938	9525944	9525950	9525954	9525958	9525964
			AGS Reference						
Moisture Content Ratio	%	PM024		10	9.7	9	7.5	12	9.5
Soil Organic Matter (SOM)	<0.35 %	TM132			1.58 #			5.24 #	
pH	1 pH Units	TM133		6.04 M	5.98 M	6.16 M	6.03 M	7.15 M	5.54 M
Arsenic	<0.6 mg/kg	TM181		9.98 M	12 M	19.7 M	6.44 M	12.6 M	10.3 M
Cadmium	<0.02 mg/kg	TM181		<0.02 M	<0.02 M	<0.02 M	<0.02 M	0.0956 M	<0.02 M
Chromium	<0.9 mg/kg	TM181		11.7 M	13.1 M	12.6 M	11.7 M	14.6 M	14.1 M
Copper	<1.4 mg/kg	TM181		15.1 M	16.1 M	15.1 M	10.1 M	21.7 M	15.9 M
Lead	<0.7 mg/kg	TM181		15.9 M	18.4 M	16.5 M	13.8 M	18.1 M	14.4 M
Mercury	<0.14 mg/kg	TM181		<0.14 M	0.311 M	<0.14 M	<0.14 M	<0.14 M	<0.14 M
Nickel	<0.2 mg/kg	TM181		21.3 M	24.2 M	25.7 M	22.7 M	23.6 M	24.2 M
Selenium	<1 mg/kg	TM181		<1 #	<1 #	<1 #	<1 #	1 #	<1 #
Vanadium	<0.2 mg/kg	TM181		14.3 #	15.5 #	14.6 #	12.2 #	17.4 #	19.2 #
Zinc	<1.9 mg/kg	TM181		65.8 M	70.5 M	73.8 M	65.2 M	75.2 M	70.7 M

CERTIFICATE OF ANALYSIS

SDG:	140628-70	**Location:**	Coed Darcy	**Order Number:**	CD0726
Job:	H_ATKINS_LDC-224	**Customer:**	Atkins Global Ltd	**Report Number:**	276172
Client Reference:	Site Wide Trial Pitting	**Attention:**	Fiona McMillan	**Superseded Report:**	

Results Legend

#	ISO17025 accredited.
M	*m*CERTS accredited.
aq	Aqueous / settled sample.
diss.filt	Dissolved / filtered sample.
tot.unfilt	Total / unfiltered sample.
*	Subcontracted test.
**	% recovery of the surrogate standard to check the efficiency of the method. The results of individual compounds within samples aren't corrected for the recovery
(F)	Trigger breach confirmed
1-5&+§@	Sample deviation (see appendix)

Component	LOD/Units	Method	Customer Sample R	IP362	IP362	IP363	IP363	IP363	IP363
			Depth (m)	2.50	3.50	0.50	1.50	2.50	3.50
			Sample Type	Soil/Solid	Soil/Solid	Soil/Solid	Soil/Solid	Soil/Solid	Soil/Solid
			Date Sampled	27/06/2014	27/06/2014	27/06/2014	27/06/2014	27/06/2014	27/06/2014
			Sample Time	.	.	.	.	.	.
			Date Received	28/06/2014	28/06/2014	28/06/2014	28/06/2014	28/06/2014	28/06/2014
			SDG Ref	140628-70	140628-70	140628-70	140628-70	140628-70	140628-70
			Lab Sample No.(s)	9525970	9525978	9525982	9525990	9525994	9525999
			AGS Reference						
Moisture Content Ratio	%	PM024		9.9	7.6	11	10	15	14
Soil Organic Matter (SOM)	<0.35 %	TM132				1.9 #			
pH	1 pH Units	TM133		6.3 M	6.61 M	7.09 M	6.83 M	6.77 M	6.84 M
Arsenic	<0.6 mg/kg	TM181		10.3 M	8.46 M	7.67 M	8.63 M	8.62 M	6.99 M
Cadmium	<0.02 mg/kg	TM181		0.099 M	0.0248 M	<0.02 M	0.0606 M	<0.02 M	0.0251 M
Chromium	<0.9 mg/kg	TM181		14.9 M	14.5 M	15.7 M	12.7 M	10.4 M	8.67 M
Copper	<1.4 mg/kg	TM181		14.5 M	16.4 M	11 M	15.2 M	14.4 M	11.5 M
Lead	<0.7 mg/kg	TM181		14 M	16.3 M	20 M	19.4 M	13.4 M	11.8 M
Mercury	<0.14 mg/kg	TM181		<0.14 M	<0.14 M	<0.14 M	<0.14 M	<0.14 M	<0.14 M
Nickel	<0.2 mg/kg	TM181		23.9 M	26.8 M	19.9 M	21.7 M	21.5 M	17.7 M
Selenium	<1 mg/kg	TM181		<1 #	<1 #	<1 #	<1 #	<1 #	<1 #
Vanadium	<0.2 mg/kg	TM181		20.6 #	16.2 #	20.9 #	15.3 #	12.7 #	10.3 #
Zinc	<1.9 mg/kg	TM181		64.6 M	76 M	54.7 M	63.4 M	57.7 M	50.7 M

CERTIFICATE OF ANALYSIS

SDG:	140628-70	**Location:**	Coed Darcy	**Order Number:**	CD0726
Job:	H_ATKINS_LDC-224	**Customer:**	Atkins Global Ltd	**Report Number:**	276172
Client Reference:	Site Wide Trial Pitting	**Attention:**	Fiona McMillan	**Superseded Report:**	

PAH by GCMS

Results Legend	
#	ISO17025 accredited.
M	*m*CERTS accredited.
aq	Aqueous / settled sample.
diss.filt	Dissolved / filtered sample.
tot.unfilt	Total / unfiltered sample.
*	Subcontracted test.
**	% recovery of the surrogate standard to check the efficiency of the method. The results of individual compounds within samples aren't corrected for the recovery
(F)	Trigger breach confirmed
1-5&+§@	Sample deviation (see appendix)

Component	LOD/Units	Method	Customer Sample R	IP015	IP015	IP015	IP016	IP016	IP016
			Depth (m)	0.50	1.30	2.50	0.50	1.50	2.50
			Sample Type	Soil/Solid	Soil/Solid	Soil/Solid	Soil/Solid	Soil/Solid	Soil/Solid
			Date Sampled	27/06/2014	27/06/2014	27/06/2014	27/06/2014	27/06/2014	27/06/2014
			Sample Time	.	.	.	.	.	.
			Date Received	28/06/2014	28/06/2014	28/06/2014	28/06/2014	28/06/2014	28/06/2014
			SDG Ref	140628-70	140628-70	140628-70	140628-70	140628-70	140628-70
			Lab Sample No.(s)	9525890	9525895	9525899	9525855	9525859	9525863
			AGS Reference						
Naphthalene-d8 % recovery**	%	TM218		97.9	83.5	96.9	100	99.6	97.9
Acenaphthene-d10 % recovery**	%	TM218		96.7	78.9	91.6	99.9	95.1	92.3
Phenanthrene-d10 % recovery**	%	TM218		97.7	76.5	89	101	91.5	89.9
Chrysene-d12 % recovery**	%	TM218		98.4	77.1	89.4	102	93	92.2
Perylene-d12 % recovery**	%	TM218		93.1	75.2	88.5	106	89.8	90.5
Naphthalene	<9 µg/kg	TM218		10.4 M	<9 M	<9 M	169 M	<9 M	<9 M
Acenaphthylene	<12 µg/kg	TM218		<12 M	<12 M	<12 M	26.1 M	<12 M	<12 M
Acenaphthene	<8 µg/kg	TM218		<8 M	<8 M	<8 M	45.7 M	<8 M	<8 M
Fluorene	<10 µg/kg	TM218		<10 M	<10 M	<10 M	263 M	<10 M	<10 M
Phenanthrene	<15 µg/kg	TM218		89 M	39.7 M	70.7 M	428 M	64.3 M	41.9 M
Anthracene	<16 µg/kg	TM218		<16 M	<16 M	<16 M	105 M	<16 M	<16 M
Fluoranthene	<17 µg/kg	TM218		64.1 M	<17 M	<17 M	21.2 M	<17 M	<17 M
Pyrene	<15 µg/kg	TM218		66.7 M	<15 M	19.1 M	44.3 M	<15 M	21.2 M
Benz(a)anthracene	<14 µg/kg	TM218		43.2 M	<14 M	<14 M	20.1 M	<14 M	<14 M
Chrysene	<10 µg/kg	TM218		62.8 M	<10 M	<10 M	36.2 M	<10 M	<10 M
Benzo(b)fluoranthene	<15 µg/kg	TM218		71.9 M	<15 M	<15 M	46.7 M	<15 M	<15 M
Benzo(k)fluoranthene	<14 µg/kg	TM218		17.3 M	<14 M	<14 M	<14 M	<14 M	<14 M
Benzo(a)pyrene	<15 µg/kg	TM218		27.4 M	<15 M	<15 M	<15 M	<15 M	<15 M
Indeno(1,2,3-cd)pyrene	<18 µg/kg	TM218		<18 M	<18 M	<18 M	<18 M	<18 M	<18 M
Dibenzo(a,h)anthracene	<23 µg/kg	TM218		<23 M	<23 M	<23 M	<23 M	<23 M	<23 M
Benzo(g,h,i)perylene	<24 µg/kg	TM218		29 M	<24 M	<24 M	<24 M	<24 M	<24 M
PAH, Total Detected USEPA 16	<118 µg/kg	TM218		482	<118	<118	1200	<118	<118

CERTIFICATE OF ANALYSIS

SDG:	140628-70	**Location:**	Coed Darcy	**Order Number:**	CD0726
Job:	H_ATKINS_LDC-224	**Customer:**	Atkins Global Ltd	**Report Number:**	276172
Client Reference:	Site Wide Trial Pitting	**Attention:**	Fiona McMillan	**Superseded Report:**	

PAH by GCMS

Results Legend	
#	ISO17025 accredited.
M	*m*CERTS accredited.
aq	Aqueous / settled sample.
diss.filt	Dissolved / filtered sample.
tot.unfilt	Total / unfiltered sample.
*	Subcontracted test.
**	% recovery of the surrogate standard to check the efficiency of the method. The results of individual compounds within samples aren't corrected for the recovery
(F)	Trigger breach confirmed
1-5&+§@	Sample deviation (see appendix)

Component	LOD/Units	Method	Customer Sample R	IP017	IP017	IP026	IP026	IP027	IP027
			Depth (m)	0.50	1.50	0.50	1.50	0.50	1.50
			Sample Type	Soil/Solid	Soil/Solid	Soil/Solid	Soil/Solid	Soil/Solid	Soil/Solid
			Date Sampled	27/06/2014	27/06/2014	27/06/2014	27/06/2014	27/06/2014	27/06/2014
			Sample Time	.	.	.	.	.	.
			Date Received	28/06/2014	28/06/2014	28/06/2014	28/06/2014	28/06/2014	28/06/2014
			SDG Ref	140628-70	140628-70	140628-70	140628-70	140628-70	140628-70
			Lab Sample No.(s)	9525847	9525851	9525872	9525876	9525880	9525884
			AGS Reference						
Naphthalene-d8 % recovery**	%	TM218		99.2	97.1	96.7	101	108	98.9
Acenaphthene-d10 % recovery**	%	TM218		100	92.6	95.1	104	107	97.2
Phenanthrene-d10 % recovery**	%	TM218		101	90	90.3	103	106	96.7
Chrysene-d12 % recovery**	%	TM218		113	90.8	96.8	106	110	95.5
Perylene-d12 % recovery**	%	TM218		126	89.4	100	107	122	94.3
Naphthalene	<9 µg/kg	TM218		<9 M	11.5 M	46 M	178 M	56.5 M	<9 M
Acenaphthylene	<12 µg/kg	TM218		<12 M	<12 M	<12 M	100 M	<12 M	<12 M
Acenaphthene	<8 µg/kg	TM218		<8 M	<8 M	<8 M	<8 M	28 M	<8 M
Fluorene	<10 µg/kg	TM218		<10 M	<10 M	142 M	798 M	27 M	<10 M
Phenanthrene	<15 µg/kg	TM218		40.7 M	<15 M	198 M	659 M	439 M	37.6 M
Anthracene	<16 µg/kg	TM218		<16 M	<16 M	<16 M	112 M	67.6 M	<16 M
Fluoranthene	<17 µg/kg	TM218		<17 M	<17 M	<17 M	<17 M	919 M	<17 M
Pyrene	<15 µg/kg	TM218		20.4 M	<15 M	<15 M	<15 M	655 M	<15 M
Benz(a)anthracene	<14 µg/kg	TM218		28.7 M	<14 M	<14 M	<14 M	534 M	<14 M
Chrysene	<10 µg/kg	TM218		47 M	<10 M	<10 M	<10 M	527 M	<10 M
Benzo(b)fluoranthene	<15 µg/kg	TM218		41.9 M	<15 M	87.4 M	<15 M	786 M	30.9 M
Benzo(k)fluoranthene	<14 µg/kg	TM218		<14 M	<14 M	<14 M	<14 M	261 M	<14 M
Benzo(a)pyrene	<15 µg/kg	TM218		<15 M	<15 M	<15 M	<15 M	541 M	<15 M
Indeno(1,2,3-cd)pyrene	<18 µg/kg	TM218		<18 M	<18 M	<18 M	<18 M	321 M	<18 M
Dibenzo(a,h)anthracene	<23 µg/kg	TM218		<23 M	<23 M	<23 M	<23 M	115 M	<23 M
Benzo(g,h,i)perylene	<24 µg/kg	TM218		<24 M	<24 M	<24 M	<24 M	357 M	<24 M
PAH, Total Detected USEPA 16	<118 µg/kg	TM218		179	<118	474	1850	5630	<118

CERTIFICATE OF ANALYSIS

SDG:	140628-70	**Location:**	Coed Darcy	**Order Number:**	CD0726
Job:	H_ATKINS_LDC-224	**Customer:**	Atkins Global Ltd	**Report Number:**	276172
Client Reference:	Site Wide Trial Pitting	**Attention:**	Fiona McMillan	**Superseded Report:**	

PAH by GCMS

Results Legend	
#	ISO17025 accredited.
M	*m*CERTS accredited.
aq	Aqueous / settled sample.
diss.filt	Dissolved / filtered sample.
tot.unfilt	Total / unfiltered sample.
*	Subcontracted test.
**	% recovery of the surrogate standard to check the efficiency of the method. The results of individual compounds within samples aren't corrected for the recovery
(F)	Trigger breach confirmed
1-5&+§@	Sample deviation (see appendix)

Component	LOD/Units	Method	Customer Sample R	IP174	IP174	IP174	IP174	IP175	IP175
			Depth (m)	0.50	1.50	2.50	3.30	0.50	1.50
			Sample Type	Soil/Solid	Soil/Solid	Soil/Solid	Soil/Solid	Soil/Solid	Soil/Solid
			Date Sampled	27/06/2014	27/06/2014	27/06/2014	27/06/2014	27/06/2014	27/06/2014
			Sample Time	.	.	.	.	.	.
			Date Received	28/06/2014	28/06/2014	28/06/2014	28/06/2014	28/06/2014	28/06/2014
			SDG Ref	140628-70	140628-70	140628-70	140628-70	140628-70	140628-70
			Lab Sample No.(s)	9525810	9525814	9525818	9525826	9525830	9525834
			AGS Reference						
Naphthalene-d8 % recovery**	%	TM218		96.1	103	103	98.7	99	98.8
Acenaphthene-d10 % recovery**	%	TM218		91.3	102	103	94.6	98	94.7
Phenanthrene-d10 % recovery**	%	TM218		88.1	102	102	90.9	98.6	91.3
Chrysene-d12 % recovery**	%	TM218		92.1	103	101	95.5	96.1	96.3
Perylene-d12 % recovery**	%	TM218		94.5	109	103	97.6	92.6	98.6
Naphthalene	<9 µg/kg	TM218		<9 M	12.3 M	22.6 M	<9 M	24.1 M	<9 M
Acenaphthylene	<12 µg/kg	TM218		<12 M	<12 M	<12 M	<12 M	<12 M	<12 M
Acenaphthene	<8 µg/kg	TM218		<8 M	<8 M	<8 M	<8 M	<8 M	<8 M
Fluorene	<10 µg/kg	TM218		<10 M	<10 M	<10 M	<10 M	<10 M	<10 M
Phenanthrene	<15 µg/kg	TM218		85.8 M	114 M	52.7 M	60.5 M	267 M	91 M
Anthracene	<16 µg/kg	TM218		<16 M	<16 M	<16 M	<16 M	<16 M	<16 M
Fluoranthene	<17 µg/kg	TM218		<17 M	99.4 M	<17 M	<17 M	65.8 M	36.8 M
Pyrene	<15 µg/kg	TM218		<15 M	69.9 M	<15 M	<15 M	39.3 M	25.5 M
Benz(a)anthracene	<14 µg/kg	TM218		<14 M	70 M	<14 M	<14 M	<14 M	<14 M
Chrysene	<10 µg/kg	TM218		<10 M	107 M	<10 M	<10 M	184 M	<10 M
Benzo(b)fluoranthene	<15 µg/kg	TM218		37.7 M	141 M	<15 M	<15 M	122 M	60.3 M
Benzo(k)fluoranthene	<14 µg/kg	TM218		<14 M	35.3 M	<14 M	<14 M	<14 M	17.6 M
Benzo(a)pyrene	<15 µg/kg	TM218		<15 M	53.1 M	<15 M	<15 M	20.6 M	17.9 M
Indeno(1,2,3-cd)pyrene	<18 µg/kg	TM218		<18 M	41.9 M	<18 M	<18 M	20.6 M	<18 M
Dibenzo(a,h)anthracene	<23 µg/kg	TM218		<23 M	<23 M	<23 M	<23 M	<23 M	<23 M
Benzo(g,h,i)perylene	<24 µg/kg	TM218		<24 M	45.7 M	<24 M	<24 M	<24 M	<24 M
PAH, Total Detected USEPA 16	<118 µg/kg	TM218		124	789	<118	<118	743	249

CERTIFICATE OF ANALYSIS

SDG:	140628-70	**Location:**	Coed Darcy	**Order Number:**	CD0726
Job:	H_ATKINS_LDC-224	**Customer:**	Atkins Global Ltd	**Report Number:**	276172
Client Reference:	Site Wide Trial Pitting	**Attention:**	Fiona McMillan	**Superseded Report:**	

PAH by GCMS

Results Legend	
#	ISO17025 accredited.
M	*m*CERTS accredited.
aq	Aqueous / settled sample.
diss.filt	Dissolved / filtered sample.
tot.unfilt	Total / unfiltered sample.
*	Subcontracted test.
**	% recovery of the surrogate standard to check the efficiency of the method. The results of individual compounds within samples aren't corrected for the recovery
(F)	Trigger breach confirmed
1-5&+§@	Sample deviation (see appendix)

Component	LOD/Units	Method	Customer Sample R	IP175	IP175	IP189	IP189	IP189	IP189
			Depth (m)	2.50	3.50	0.50	1.50	2.50	3.50
			Sample Type	Soil/Solid	Soil/Solid	Soil/Solid	Soil/Solid	Soil/Solid	Soil/Solid
			Date Sampled	27/06/2014	27/06/2014	27/06/2014	27/06/2014	27/06/2014	27/06/2014
			Sample Time	.	.	.	.	.	.
			Date Received	28/06/2014	28/06/2014	28/06/2014	28/06/2014	28/06/2014	28/06/2014
			SDG Ref	140628-70	140628-70	140628-70	140628-70	140628-70	140628-70
			Lab Sample No.(s)	9525839	9525843	9525791	9525796	9525801	9525806
			AGS Reference						
Naphthalene-d8 % recovery**	%	TM218		96	97.7	101	104	103	105
Acenaphthene-d10 % recovery**	%	TM218		91	92	102	102	101	104
Phenanthrene-d10 % recovery**	%	TM218		88.6	87.8	99.6	99.2	99.2	99.3
Chrysene-d12 % recovery**	%	TM218		91.6	86.2	94.7	98	100	92.4
Perylene-d12 % recovery**	%	TM218		89.5	70.7	122	90.2	96.7	75.2
Naphthalene	<9 µg/kg	TM218		<9 M	83.9 M	21.3 M	<9 M	21 M	265 M
Acenaphthylene	<12 µg/kg	TM218		<12 M	<12 M	<12 M	<12 M	101 M	<12 M
Acenaphthene	<8 µg/kg	TM218		<8 M	<8 M	<8 M	<8 M	<8 M	<8 M
Fluorene	<10 µg/kg	TM218		<10 M	<10 M	<10 M	<10 M	14.9 M	26 M
Phenanthrene	<15 µg/kg	TM218		105 M	1700 M	125 M	<15 M	144 M	1240 M
Anthracene	<16 µg/kg	TM218		<16 M	<16 M	21.3 M	<16 M	73.4 M	<16 M
Fluoranthene	<17 µg/kg	TM218		<17 M	185 M	213 M	<17 M	562 M	243 M
Pyrene	<15 µg/kg	TM218		<15 M	139 M	147 M	<15 M	701 M	1230 M
Benz(a)anthracene	<14 µg/kg	TM218		<14 M	<14 M	146 M	<14 M	473 M	43.8 M
Chrysene	<10 µg/kg	TM218		<10 M	<10 M	211 M	<10 M	523 M	614 M
Benzo(b)fluoranthene	<15 µg/kg	TM218		85.5 M	1340 M	300 M	<15 M	720 M	1730 M
Benzo(k)fluoranthene	<14 µg/kg	TM218		<14 M	<14 M	103 M	<14 M	240 M	154 M
Benzo(a)pyrene	<15 µg/kg	TM218		<15 M	<15 M	176 M	<15 M	321 M	<15 M
Indeno(1,2,3-cd)pyrene	<18 µg/kg	TM218		<18 M	48 M	146 M	<18 M	187 M	71.7 M
Dibenzo(a,h)anthracene	<23 µg/kg	TM218		<23 M	102 M	61.1 M	<23 M	80.5 M	104 M
Benzo(g,h,i)perylene	<24 µg/kg	TM218		<24 M	47.9 M	174 M	<24 M	195 M	271 M
PAH, Total Detected USEPA 16	<118 µg/kg	TM218		191	3650	1840	<118	4360	6000

CERTIFICATE OF ANALYSIS

SDG:	140628-70	**Location:**	Coed Darcy	**Order Number:**	CD0726
Job:	H_ATKINS_LDC-224	**Customer:**	Atkins Global Ltd	**Report Number:**	276172
Client Reference:	Site Wide Trial Pitting	**Attention:**	Fiona McMillan	**Superseded Report:**	

PAH by GCMS

Results Legend	
#	ISO17025 accredited.
M	*m*CERTS accredited.
aq	Aqueous / settled sample.
diss.filt	Dissolved / filtered sample.
tot.unfilt	Total / unfiltered sample.
*	Subcontracted test.
**	% recovery of the surrogate standard to check the efficiency of the method. The results of individual compounds within samples aren't corrected for the recovery
(F)	Trigger breach confirmed
1-5&+§@	Sample deviation (see appendix)

Component	LOD/Units	Method	Customer Sample R	IP206	IP206	IP206	IP206	IP210	IP210
			Depth (m)	0.50	1.80	2.50	3.60	0.50	1.60
			Sample Type	Soil/Solid	Soil/Solid	Soil/Solid	Soil/Solid	Soil/Solid	Soil/Solid
			Date Sampled	27/06/2014	27/06/2014	27/06/2014	27/06/2014	27/06/2014	27/06/2014
			Sample Time	.	.	.	.	.	.
			Date Received	28/06/2014	28/06/2014	28/06/2014	28/06/2014	28/06/2014	28/06/2014
			SDG Ref	140628-70	140628-70	140628-70	140628-70	140628-70	140628-70
			Lab Sample No.(s)	9526149	9525775	9525781	9525786	9525974	9526030
			AGS Reference						
Naphthalene-d8 % recovery**	%	TM218		93.1	111	99.1	107	94	85.9
Acenaphthene-d10 % recovery**	%	TM218		88.2	107	98.2	104	88.9	84.9
Phenanthrene-d10 % recovery**	%	TM218		85.9	106	96.1	102	86.1	83.5
Chrysene-d12 % recovery**	%	TM218		92.4	110	110	99.3	93.8	81.7
Perylene-d12 % recovery**	%	TM218		96.4	120	102	92.1	98.7	90.4
Naphthalene	<9 µg/kg	TM218		45.1 M	72.9 M	<9 M	37.2 M	73.3 M	<9 M
Acenaphthylene	<12 µg/kg	TM218		<12 M	36.6 M	<12 M	<12 M	145 M	<12 M
Acenaphthene	<8 µg/kg	TM218		<8 M	210 M	<8 M	<8 M	39.2 M	<8 M
Fluorene	<10 µg/kg	TM218		<10 M	112 M	<10 M	22.5 M	108 M	<10 M
Phenanthrene	<15 µg/kg	TM218		283 M	781 M	31.4 M	263 M	1050 M	67.4 M
Anthracene	<16 µg/kg	TM218		<16 M	105 M	<16 M	<16 M	252 M	<16 M
Fluoranthene	<17 µg/kg	TM218		180 M	1410 M	21.4 M	35.6 M	1690 M	136 M
Pyrene	<15 µg/kg	TM218		165 M	1100 M	20.9 M	52.8 M	1240 M	104 M
Benz(a)anthracene	<14 µg/kg	TM218		146 M	664 M	24.5 M	<14 M	998 M	67.6 M
Chrysene	<10 µg/kg	TM218		273 M	902 M	23.4 M	161 M	1140 M	69.6 M
Benzo(b)fluoranthene	<15 µg/kg	TM218		262 M	889 M	30 M	80.6 M	1480 M	62.4 M
Benzo(k)fluoranthene	<14 µg/kg	TM218		74.2 M	519 M	<14 M	<14 M	487 M	28.4 M
Benzo(a)pyrene	<15 µg/kg	TM218		140 M	759 M	<15 M	<15 M	936 M	57.7 M
Indeno(1,2,3-cd)pyrene	<18 µg/kg	TM218		98.1 M	526 M	<18 M	<18 M	547 M	33.7 M
Dibenzo(a,h)anthracene	<23 µg/kg	TM218		49.4 M	168 M	<23 M	<23 M	184 M	<23 M
Benzo(g,h,i)perylene	<24 µg/kg	TM218		127 M	616 M	<24 M	<24 M	607 M	42.4 M
PAH, Total Detected USEPA 16	<118 µg/kg	TM218		1840	8870	152	653	11000	670

CERTIFICATE OF ANALYSIS

SDG:	140628-70	**Location:**	Coed Darcy	**Order Number:**	CD0726
Job:	H_ATKINS_LDC-224	**Customer:**	Atkins Global Ltd	**Report Number:**	276172
Client Reference:	Site Wide Trial Pitting	**Attention:**	Fiona McMillan	**Superseded Report:**	

PAH by GCMS

Results Legend	
#	ISO17025 accredited.
M	*m*CERTS accredited.
aq	Aqueous / settled sample.
diss.filt	Dissolved / filtered sample.
tot.unfilt	Total / unfiltered sample.
*	Subcontracted test.
**	% recovery of the surrogate standard to check the efficiency of the method. The results of individual compounds within samples aren't corrected for the recovery
(F)	Trigger breach confirmed
1-5&+§@	Sample deviation (see appendix)

Component	LOD/Units	Method	Customer Sample R	IP210	IP210	IP213	IP213	IP213	IP213
			Depth (m)	2.50	3.50	0.50	1.50	2.50	3.00
			Sample Type	Soil/Solid	Soil/Solid	Soil/Solid	Soil/Solid	Soil/Solid	Soil/Solid
			Date Sampled	27/06/2014	27/06/2014	27/06/2014	27/06/2014	27/06/2014	27/06/2014
			Sample Time	.	.	.	.	.	.
			Date Received	28/06/2014	28/06/2014	28/06/2014	28/06/2014	28/06/2014	28/06/2014
			SDG Ref	140628-70	140628-70	140628-70	140628-70	140628-70	140628-70
			Lab Sample No.(s)	9526077	9526120	9525770	9525822	9525868	9525922
			AGS Reference						
Naphthalene-d8 % recovery**	%	TM218		86.2	109	98.2	82.3	101	104
Acenaphthene-d10 % recovery**	%	TM218		85.1	108	95.5	82.5	100	99.2
Phenanthrene-d10 % recovery**	%	TM218		83.9	107	91.9	81	99.5	96.7
Chrysene-d12 % recovery**	%	TM218		82	107	102	82.6	99.5	95
Perylene-d12 % recovery**	%	TM218		87	109	111	89.6	103	102
Naphthalene	<9 µg/kg	TM218		<9 M	96.2 M	91.3 M	45.4 M	40.2 M	<9 M
Acenaphthylene	<12 µg/kg	TM218		<12 M	<12 M	52.7 M	103 M	<12 M	<12 M
Acenaphthene	<8 µg/kg	TM218		<8 M	<8 M	52.1 M	27.7 M	15.9 M	<8 M
Fluorene	<10 µg/kg	TM218		<10 M	<10 M	109 M	38.8 M	<10 M	<10 M
Phenanthrene	<15 µg/kg	TM218		<15 M	363 M	609 M	281 M	183 M	42.9 M
Anthracene	<16 µg/kg	TM218		<16 M	<16 M	158 M	126 M	26.9 M	<16 M
Fluoranthene	<17 µg/kg	TM218		<17 M	124 M	1160 M	1100 M	289 M	<17 M
Pyrene	<15 µg/kg	TM218		<15 M	165 M	864 M	924 M	227 M	<15 M
Benz(a)anthracene	<14 µg/kg	TM218		<14 M	<14 M	843 M	949 M	186 M	<14 M
Chrysene	<10 µg/kg	TM218		<10 M	263 M	908 M	1050 M	273 M	<10 M
Benzo(b)fluoranthene	<15 µg/kg	TM218		<15 M	358 M	1360 M	1440 M	331 M	<15 M
Benzo(k)fluoranthene	<14 µg/kg	TM218		<14 M	86.6 M	454 M	623 M	124 M	<14 M
Benzo(a)pyrene	<15 µg/kg	TM218		<15 M	49.5 M	829 M	1190 M	191 M	<15 M
Indeno(1,2,3-cd)pyrene	<18 µg/kg	TM218		<18 M	47.2 M	490 M	860 M	153 M	<18 M
Dibenzo(a,h)anthracene	<23 µg/kg	TM218		<23 M	33.3 M	207 M	311 M	55.6 M	<23 M
Benzo(g,h,i)perylene	<24 µg/kg	TM218		<24 M	134 M	557 M	1010 M	212 M	<24 M
PAH, Total Detected USEPA 16	<118 µg/kg	TM218		<118	1720	8750	10100	2310	<118

CERTIFICATE OF ANALYSIS

SDG:	140628-70	**Location:**	Coed Darcy	**Order Number:**	CD0726
Job:	H_ATKINS_LDC-224	**Customer:**	Atkins Global Ltd	**Report Number:**	276172
Client Reference:	Site Wide Trial Pitting	**Attention:**	Fiona McMillan	**Superseded Report:**	

PAH by GCMS

Results Legend	
#	ISO17025 accredited.
M	*m*CERTS accredited.
aq	Aqueous / settled sample.
diss.filt	Dissolved / filtered sample.
tot.unfilt	Total / unfiltered sample.
*	Subcontracted test.
**	% recovery of the surrogate standard to check the efficiency of the method. The results of individual compounds within samples aren't corrected for the recovery
(F)	Trigger breach confirmed
1-5&+§@	Sample deviation (see appendix)

Component	LOD/Units	Method	Customer Sample R	IP313	IP313	IP313	IP313	IP342	IP342
			Depth (m)	0.50	1.50	2.50	3.50	0.50	1.50
			Sample Type	Soil/Solid	Soil/Solid	Soil/Solid	Soil/Solid	Soil/Solid	Soil/Solid
			Date Sampled	27/06/2014	27/06/2014	27/06/2014	27/06/2014	27/06/2014	27/06/2014
			Sample Time	.	.	.	.	.	.
			Date Received	28/06/2014	28/06/2014	28/06/2014	28/06/2014	28/06/2014	28/06/2014
			SDG Ref	140628-70	140628-70	140628-70	140628-70	140628-70	140628-70
			Lab Sample No.(s)	9526090	9526094	9526098	9526103	9526059	9526063
			AGS Reference						
Naphthalene-d8 % recovery**	%	TM218		99.1	105	106	99.2	99.7	102
Acenaphthene-d10 % recovery**	%	TM218		97.5	104	104	94.7	102	103
Phenanthrene-d10 % recovery**	%	TM218		96.9	103	104	91.3	104	103
Chrysene-d12 % recovery**	%	TM218		96.9	94	94.4	93.2	104	99.8
Perylene-d12 % recovery**	%	TM218		89.8	96.9	96	92.6	122	106
Naphthalene	<9 µg/kg	TM218		11.8 M	<9 M	<9 M	<9 M	108 M	<9 M
Acenaphthylene	<12 µg/kg	TM218		<12 M	<12 M	<12 M	<12 M	5880 M	79.2 M
Acenaphthene	<8 µg/kg	TM218		<8 M	<8 M	<8 M	<8 M	103 M	<8 M
Fluorene	<10 µg/kg	TM218		<10 M	<10 M	<10 M	<10 M	669 M	<10 M
Phenanthrene	<15 µg/kg	TM218		304 M	62.1 M	45.9 M	67 M	25300 M	287 M
Anthracene	<16 µg/kg	TM218		66.5 M	<16 M	<16 M	<16 M	7510 M	74.3 M
Fluoranthene	<17 µg/kg	TM218		504 M	41.6 M	<17 M	<17 M	76200 M	1080 M
Pyrene	<15 µg/kg	TM218		400 M	29.2 M	<15 M	<15 M	54000 M	781 M
Benz(a)anthracene	<14 µg/kg	TM218		158 M	27.4 M	<14 M	<14 M	37000 M	487 M
Chrysene	<10 µg/kg	TM218		239 M	39.3 M	31.4 M	<10 M	32300 M	448 M
Benzo(b)fluoranthene	<15 µg/kg	TM218		201 M	52.7 M	39 M	<15 M	51500 M	602 M
Benzo(k)fluoranthene	<14 µg/kg	TM218		75.4 M	<14 M	<14 M	<14 M	19800 M	243 M
Benzo(a)pyrene	<15 µg/kg	TM218		163 M	<15 M	<15 M	<15 M	39700 M	456 M
Indeno(1,2,3-cd)pyrene	<18 µg/kg	TM218		110 M	<18 M	<18 M	<18 M	26100 M	281 M
Dibenzo(a,h)anthracene	<23 µg/kg	TM218		36.3 M	<23 M	<23 M	<23 M	6470 M	66.6 M
Benzo(g,h,i)perylene	<24 µg/kg	TM218		127 M	<24 M	<24 M	<24 M	27300 M	309 M
PAH, Total Detected USEPA 16	<118 µg/kg	TM218		2400	252	<118	<118	410000	5200

CERTIFICATE OF ANALYSIS

SDG:	140628-70	**Location:**	Coed Darcy	**Order Number:**	CD0726
Job:	H_ATKINS_LDC-224	**Customer:**	Atkins Global Ltd	**Report Number:**	276172
Client Reference:	Site Wide Trial Pitting	**Attention:**	Fiona McMillan	**Superseded Report:**	

PAH by GCMS

Results Legend	
#	ISO17025 accredited.
M	*m*CERTS accredited.
aq	Aqueous / settled sample.
diss.filt	Dissolved / filtered sample.
tot.unfilt	Total / unfiltered sample.
*	Subcontracted test.
**	% recovery of the surrogate standard to check the efficiency of the method. The results of individual compounds within samples aren't corrected for the recovery
(F)	Trigger breach confirmed
1-5&+§@	Sample deviation (see appendix)

Component	LOD/Units	Method	Customer Sample R	IP342	IP343	IP343	IP343	IP343	IP344
			Depth (m)	2.50	0.50	1.50	2.50	3.50	0.50
			Sample Type	Soil/Solid	Soil/Solid	Soil/Solid	Soil/Solid	Soil/Solid	Soil/Solid
			Date Sampled	27/06/2014	27/06/2014	27/06/2014	27/06/2014	27/06/2014	27/06/2014
			Sample Time	.	.	.	.	.	.
			Date Received	28/06/2014	28/06/2014	28/06/2014	28/06/2014	28/06/2014	28/06/2014
			SDG Ref	140628-70	140628-70	140628-70	140628-70	140628-70	140628-70
			Lab Sample No.(s)	9526067	9526071	9526075	9535319	9535320	9525904
			AGS Reference						
Naphthalene-d8 % recovery**	%	TM218		100	97.9	98	97.5	101	97.6
Acenaphthene-d10 % recovery**	%	TM218		95.5	96.8	93	92.5	99.5	93
Phenanthrene-d10 % recovery**	%	TM218		92.1	97.6	90	89.8	95.1	90.1
Chrysene-d12 % recovery**	%	TM218		95.3	95.6	93.1	91.7	101	90.2
Perylene-d12 % recovery**	%	TM218		95.9	93.8	92.8	91	104	92.1
Naphthalene	<9 µg/kg	TM218		<9 M	12.1 M	<9 M	<9 M	190 M	52.4 M
Acenaphthylene	<12 µg/kg	TM218		<12 M	<12 M	<12 M	<12 M	22.7 M	<12 M
Acenaphthene	<8 µg/kg	TM218		<8 M	<8 M	<8 M	<8 M	31.2 M	<8 M
Fluorene	<10 µg/kg	TM218		<10 M	<10 M	<10 M	<10 M	51.5 M	<10 M
Phenanthrene	<15 µg/kg	TM218		67.3 M	107 M	63.9 M	68.1 M	90.1 M	74.4 M
Anthracene	<16 µg/kg	TM218		<16 M	<16 M	<16 M	<16 M	<16 M	<16 M
Fluoranthene	<17 µg/kg	TM218		111 M	<17 M	<17 M	<17 M	<17 M	<17 M
Pyrene	<15 µg/kg	TM218		79.4 M	<15 M	<15 M	<15 M	<15 M	<15 M
Benz(a)anthracene	<14 µg/kg	TM218		73 M	21.2 M	<14 M	<14 M	<14 M	<14 M
Chrysene	<10 µg/kg	TM218		78.2 M	68.2 M	<10 M	<10 M	<10 M	<10 M
Benzo(b)fluoranthene	<15 µg/kg	TM218		102 M	55.4 M	<15 M	<15 M	44.6 M	56.8 M
Benzo(k)fluoranthene	<14 µg/kg	TM218		41.6 M	<14 M	<14 M	<14 M	<14 M	<14 M
Benzo(a)pyrene	<15 µg/kg	TM218		54.6 M	<15 M	<15 M	<15 M	<15 M	<15 M
Indeno(1,2,3-cd)pyrene	<18 µg/kg	TM218		40.3 M	<18 M	<18 M	<18 M	<18 M	<18 M
Dibenzo(a,h)anthracene	<23 µg/kg	TM218		<23 M	<23 M	<23 M	<23 M	<23 M	<23 M
Benzo(g,h,i)perylene	<24 µg/kg	TM218		49.6 M	<24 M	<24 M	<24 M	<24 M	<24 M
PAH, Total Detected USEPA 16	<118 µg/kg	TM218		697	264	<118	<118	431	184

CERTIFICATE OF ANALYSIS

SDG:	140628-70	**Location:**	Coed Darcy	**Order Number:**	CD0726
Job:	H_ATKINS_LDC-224	**Customer:**	Atkins Global Ltd	**Report Number:**	276172
Client Reference:	Site Wide Trial Pitting	**Attention:**	Fiona McMillan	**Superseded Report:**	

PAH by GCMS

Results Legend	
#	ISO17025 accredited.
M	*m*CERTS accredited.
aq	Aqueous / settled sample.
diss.filt	Dissolved / filtered sample.
tot.unfilt	Total / unfiltered sample.
*	Subcontracted test.
**	% recovery of the surrogate standard to check the efficiency of the method. The results of individual compounds within samples aren't corrected for the recovery
(F)	Trigger breach confirmed
1-5&+§@	Sample deviation (see appendix)

Component	LOD/Units	Method	Customer Sample R	IP344	IP344	IP344	IP344	IP345	IP345
			Depth (m)	1.50	2.50	3.50	4.50	0.50	1.50
			Sample Type	Soil/Solid	Soil/Solid	Soil/Solid	Soil/Solid	Soil/Solid	Soil/Solid
			Date Sampled	27/06/2014	27/06/2014	27/06/2014	27/06/2014	27/06/2014	27/06/2014
			Sample Time	.	.	.	.	.	.
			Date Received	28/06/2014	28/06/2014	28/06/2014	28/06/2014	28/06/2014	28/06/2014
			SDG Ref	140628-70	140628-70	140628-70	140628-70	140628-70	140628-70
			Lab Sample No.(s)	9525909	9525913	9525926	9525930	9526034	9526039
			AGS Reference						
Naphthalene-d8 % recovery**	%	TM218		105	99	103	99.6	102	82.7
Acenaphthene-d10 % recovery**	%	TM218		101	102	102	96.8	104	78.4
Phenanthrene-d10 % recovery**	%	TM218		98.6	96.7	101	95.5	104	75.1
Chrysene-d12 % recovery**	%	TM218		100	103	109	100	99.4	77.6
Perylene-d12 % recovery**	%	TM218		96.6	94.1	105	94.8	105	76.3
Naphthalene	<9 µg/kg	TM218		2280 M	641 M	1050 M	795 M	<9 M	<9 M
Acenaphthylene	<12 µg/kg	TM218		<12 M	<12 M	74.8 M	59.1 M	<12 M	<12 M
Acenaphthene	<8 µg/kg	TM218		248 M	82.2 M	140 M	68.9 M	<8 M	<8 M
Fluorene	<10 µg/kg	TM218		338 M	106 M	279 M	98.7 M	<10 M	<10 M
Phenanthrene	<15 µg/kg	TM218		67 M	53.4 M	357 M	124 M	34.7 M	62.5 M
Anthracene	<16 µg/kg	TM218		<16 M	54.5 M	<16 M	<16 M	<16 M	<16 M
Fluoranthene	<17 µg/kg	TM218		<17 M	<17 M	31.1 M	<17 M	<17 M	<17 M
Pyrene	<15 µg/kg	TM218		<15 M	<15 M	<15 M	<15 M	<15 M	<15 M
Benz(a)anthracene	<14 µg/kg	TM218		20.1 M	<14 M	<14 M	22 M	<14 M	<14 M
Chrysene	<10 µg/kg	TM218		23.6 M	<10 M	130 M	55.8 M	<10 M	<10 M
Benzo(b)fluoranthene	<15 µg/kg	TM218		31.5 M	<15 M	127 M	45.9 M	<15 M	<15 M
Benzo(k)fluoranthene	<14 µg/kg	TM218		<14 M	<14 M	<14 M	<14 M	<14 M	<14 M
Benzo(a)pyrene	<15 µg/kg	TM218		<15 M	<15 M	<15 M	<15 M	<15 M	<15 M
Indeno(1,2,3-cd)pyrene	<18 µg/kg	TM218		<18 M	<18 M	<18 M	<18 M	<18 M	<18 M
Dibenzo(a,h)anthracene	<23 µg/kg	TM218		<23 M	<23 M	<23 M	<23 M	<23 M	<23 M
Benzo(g,h,i)perylene	<24 µg/kg	TM218		<24 M	<24 M	<24 M	<24 M	<24 M	<24 M
PAH, Total Detected USEPA 16	<118 µg/kg	TM218		3000	937	2190	1270	<118	<118

CERTIFICATE OF ANALYSIS

SDG:	140628-70	**Location:**	Coed Darcy	**Order Number:**	CD0726
Job:	H_ATKINS_LDC-224	**Customer:**	Atkins Global Ltd	**Report Number:**	276172
Client Reference:	Site Wide Trial Pitting	**Attention:**	Fiona McMillan	**Superseded Report:**	

PAH by GCMS

Results Legend	
#	ISO17025 accredited.
M	*m*CERTS accredited.
aq	Aqueous / settled sample.
diss.filt	Dissolved / filtered sample.
tot.unfilt	Total / unfiltered sample.
*	Subcontracted test.
**	% recovery of the surrogate standard to check the efficiency of the method. The results of individual compounds within samples aren't corrected for the recovery
(F)	Trigger breach confirmed
1-5&+§@	Sample deviation (see appendix)

Component	LOD/Units	Method	Customer Sample R	IP345	IP345	IP346	IP346	IP347	IP347
			Depth (m)	2.50	3.50	0.50	1.50	0.50	1.50
			Sample Type	Soil/Solid	Soil/Solid	Soil/Solid	Soil/Solid	Soil/Solid	Soil/Solid
			Date Sampled	27/06/2014	27/06/2014	27/06/2014	27/06/2014	27/06/2014	27/06/2014
			Sample Time	.	.	.	.	.	.
			Date Received	28/06/2014	28/06/2014	28/06/2014	28/06/2014	28/06/2014	28/06/2014
			SDG Ref	140628-70	140628-70	140628-70	140628-70	140628-70	140628-70
			Lab Sample No.(s)	9526045	9526052	9526081	9537238	9526107	9526111
			AGS Reference						
Naphthalene-d8 % recovery**	%	TM218		106	105	96.8	104	95	106
Acenaphthene-d10 % recovery**	%	TM218		104	106	94.4	103	91	105
Phenanthrene-d10 % recovery**	%	TM218		104	104	94.3	102	87.7	105
Chrysene-d12 % recovery**	%	TM218		94.8	96.5	95.2	93.1	88.8	96.1
Perylene-d12 % recovery**	%	TM218		96.3	96.9	84.6	95.7	88.7	99.4
Naphthalene	<9 µg/kg	TM218		<9 M	64.6 M	<9 M	<9 M	<9 M	<9 M
Acenaphthylene	<12 µg/kg	TM218		<12 M	<12 M	<12 M	<12 M	<12 M	<12 M
Acenaphthene	<8 µg/kg	TM218		<8 M	17.2 M	<8 M	<8 M	<8 M	<8 M
Fluorene	<10 µg/kg	TM218		<10 M	<10 M	<10 M	<10 M	<10 M	<10 M
Phenanthrene	<15 µg/kg	TM218		60.6 M	54.2 M	55 M	22.6 M	112 M	66.4 M
Anthracene	<16 µg/kg	TM218		<16 M	<16 M	<16 M	<16 M	<16 M	<16 M
Fluoranthene	<17 µg/kg	TM218		<17 M	<17 M	<17 M	<17 M	<17 M	<17 M
Pyrene	<15 µg/kg	TM218		<15 M	<15 M	<15 M	<15 M	<15 M	<15 M
Benz(a)anthracene	<14 µg/kg	TM218		17.5 M	<14 M	<14 M	16.8 M	<14 M	17.4 M
Chrysene	<10 µg/kg	TM218		26.4 M	19.7 M	<10 M	13.7 M	<10 M	29 M
Benzo(b)fluoranthene	<15 µg/kg	TM218		25.5 M	20.3 M	<15 M	17.5 M	53 M	31.6 M
Benzo(k)fluoranthene	<14 µg/kg	TM218		<14 M	<14 M	<14 M	<14 M	<14 M	<14 M
Benzo(a)pyrene	<15 µg/kg	TM218		<15 M	<15 M	<15 M	<15 M	<15 M	<15 M
Indeno(1,2,3-cd)pyrene	<18 µg/kg	TM218		<18 M	<18 M	<18 M	<18 M	<18 M	<18 M
Dibenzo(a,h)anthracene	<23 µg/kg	TM218		<23 M	<23 M	<23 M	<23 M	<23 M	<23 M
Benzo(g,h,i)perylene	<24 µg/kg	TM218		<24 M	<24 M	<24 M	<24 M	<24 M	<24 M
PAH, Total Detected USEPA 16	<118 µg/kg	TM218		130	176	<118	<118	165	144

CERTIFICATE OF ANALYSIS

SDG:	140628-70	**Location:**	Coed Darcy	**Order Number:**	CD0726
Job:	H_ATKINS_LDC-224	**Customer:**	Atkins Global Ltd	**Report Number:**	276172
Client Reference:	Site Wide Trial Pitting	**Attention:**	Fiona McMillan	**Superseded Report:**	

PAH by GCMS

Results Legend	
#	ISO17025 accredited.
M	*m*CERTS accredited.
aq	Aqueous / settled sample.
diss.filt	Dissolved / filtered sample.
tot.unfilt	Total / unfiltered sample.
*	Subcontracted test.
**	% recovery of the surrogate standard to check the efficiency of the method. The results of individual compounds within samples aren't corrected for the recovery
(F)	Trigger breach confirmed
1-5&+§@	Sample deviation (see appendix)

Component	LOD/Units	Method	Customer Sample R	IP347	IP359	IP359	IP359	IP359	IP359
			Depth (m)	2.50	0.50	1.50	2.50	3.50	4.50
			Sample Type	Soil/Solid	Soil/Solid	Soil/Solid	Soil/Solid	Soil/Solid	Soil/Solid
			Date Sampled	27/06/2014	27/06/2014	27/06/2014	27/06/2014	27/06/2014	27/06/2014
			Sample Time	.	.	.	.	.	.
			Date Received	28/06/2014	28/06/2014	28/06/2014	28/06/2014	28/06/2014	28/06/2014
			SDG Ref	140628-70	140628-70	140628-70	140628-70	140628-70	140628-70
			Lab Sample No.(s)	9526115	9526125	9526129	9526133	9526139	9526144
			AGS Reference						
Naphthalene-d8 % recovery**	%	TM218		104	101	95.9	97.8	90.4	106
Acenaphthene-d10 % recovery**	%	TM218		102	99.7	95.5	95.2	88.2	104
Phenanthrene-d10 % recovery**	%	TM218		102	97.9	94.6	91.7	85	101
Chrysene-d12 % recovery**	%	TM218		91.6	103	99.4	86.7	84.9	103
Perylene-d12 % recovery**	%	TM218		91.5	98.5	91.5	84.5	74.5	94.8
Naphthalene	<9 µg/kg	TM218		<9 M	46 M	13 M	13.2 M	24.8 M	40.2 M
Acenaphthylene	<12 µg/kg	TM218		<12 M	<12 M	<12 M	<12 M	<12 M	<12 M
Acenaphthene	<8 µg/kg	TM218		<8 M	<8 M	<8 M	<8 M	<8 M	<8 M
Fluorene	<10 µg/kg	TM218		<10 M	<10 M	<10 M	<10 M	<10 M	<10 M
Phenanthrene	<15 µg/kg	TM218		56.1 M	225 M	158 M	139 M	166 M	266 M
Anthracene	<16 µg/kg	TM218		55.5 M	<16 M	<16 M	<16 M	<16 M	<16 M
Fluoranthene	<17 µg/kg	TM218		<17 M	24.1 M	20.9 M	<17 M	67.4 M	46.8 M
Pyrene	<15 µg/kg	TM218		<15 M	<15 M	<15 M	<15 M	44.4 M	<15 M
Benz(a)anthracene	<14 µg/kg	TM218		16 M	<14 M	20 M	<14 M	39.5 M	34.8 M
Chrysene	<10 µg/kg	TM218		21.4 M	84.3 M	79.9 M	73.9 M	102 M	105 M
Benzo(b)fluoranthene	<15 µg/kg	TM218		20.3 M	83.3 M	46.9 M	55.6 M	66.7 M	98.2 M
Benzo(k)fluoranthene	<14 µg/kg	TM218		<14 M	<14 M	<14 M	<14 M	16.7 M	<14 M
Benzo(a)pyrene	<15 µg/kg	TM218		<15 M	<15 M	<15 M	<15 M	19.6 M	<15 M
Indeno(1,2,3-cd)pyrene	<18 µg/kg	TM218		<18 M	<18 M	<18 M	<18 M	<18 M	<18 M
Dibenzo(a,h)anthracene	<23 µg/kg	TM218		<23 M	<23 M	<23 M	<23 M	<23 M	<23 M
Benzo(g,h,i)perylene	<24 µg/kg	TM218		<24 M	<24 M	<24 M	<24 M	<24 M	<24 M
PAH, Total Detected USEPA 16	<118 µg/kg	TM218		169	463	339	282	547	592

CERTIFICATE OF ANALYSIS

SDG:	140628-70	**Location:**	Coed Darcy	**Order Number:**	CD0726
Job:	H_ATKINS_LDC-224	**Customer:**	Atkins Global Ltd	**Report Number:**	276172
Client Reference:	Site Wide Trial Pitting	**Attention:**	Fiona McMillan	**Superseded Report:**	

PAH by GCMS

Results Legend	
#	ISO17025 accredited.
M	*m*CERTS accredited.
aq	Aqueous / settled sample.
diss.filt	Dissolved / filtered sample.
tot.unfilt	Total / unfiltered sample.
*	Subcontracted test.
**	% recovery of the surrogate standard to check the efficiency of the method. The results of individual compounds within samples aren't corrected for the recovery
(F)	Trigger breach confirmed
1-5&+§@	Sample deviation (see appendix)

Component	LOD/Units	Method	Customer Sample R	IP360	IP360	IP360	IP360	IP360	IP361
			Depth (m)	0.50	1.50	2.50	3.50	4.50	0.50
			Sample Type	Soil/Solid	Soil/Solid	Soil/Solid	Soil/Solid	Soil/Solid	Soil/Solid
			Date Sampled	27/06/2014	27/06/2014	27/06/2014	27/06/2014	27/06/2014	27/06/2014
			Sample Time	.	.	.	.	.	.
			Date Received	28/06/2014	28/06/2014	28/06/2014	28/06/2014	28/06/2014	28/06/2014
			SDG Ref	140628-70	140628-70	140628-70	140628-70	140628-70	140628-70
			Lab Sample No.(s)	9526004	9526008	9526012	9526017	9526021	9525934
			AGS Reference						
Naphthalene-d8 % recovery**	%	TM218		96.5	98.1	106	105	105	94.5
Acenaphthene-d10 % recovery**	%	TM218		93.7	96.4	106	104	107	90.4
Phenanthrene-d10 % recovery**	%	TM218		93.5	96.2	106	104	107	86.9
Chrysene-d12 % recovery**	%	TM218		94.2	103	99.1	95.7	98.2	90
Perylene-d12 % recovery**	%	TM218		86.6	89.7	105	100	101	90.2
Naphthalene	<9 µg/kg	TM218		<9 M	<9 M	<9 M	<9 M	115 M	93.3 M
Acenaphthylene	<12 µg/kg	TM218		<12 M	<12 M	<12 M	<12 M	41.4 M	<12 M
Acenaphthene	<8 µg/kg	TM218		<8 M	<8 M	<8 M	<8 M	23.1 M	<8 M
Fluorene	<10 µg/kg	TM218		<10 M	<10 M	<10 M	<10 M	32.4 M	<10 M
Phenanthrene	<15 µg/kg	TM218		89.6 M	33.5 M	57.7 M	43.1 M	96.3 M	81.3 M
Anthracene	<16 µg/kg	TM218		<16 M	<16 M	<16 M	<16 M	<16 M	<16 M
Fluoranthene	<17 µg/kg	TM218		123 M	<17 M	<17 M	<17 M	20.5 M	33.9 M
Pyrene	<15 µg/kg	TM218		93.6 M	<15 M	<15 M	<15 M	<15 M	26.5 M
Benz(a)anthracene	<14 µg/kg	TM218		52.5 M	19.6 M	18.1 M	19.6 M	<14 M	<14 M
Chrysene	<10 µg/kg	TM218		80.7 M	16.5 M	20.2 M	16.7 M	41.2 M	<10 M
Benzo(b)fluoranthene	<15 µg/kg	TM218		79.3 M	<15 M	24 M	17.3 M	31 M	96.5 M
Benzo(k)fluoranthene	<14 µg/kg	TM218		39.7 M	<14 M	<14 M	<14 M	<14 M	23.3 M
Benzo(a)pyrene	<15 µg/kg	TM218		53.2 M	<15 M	<15 M	<15 M	<15 M	26.5 M
Indeno(1,2,3-cd)pyrene	<18 µg/kg	TM218		42.4 M	<18 M	<18 M	<18 M	<18 M	33.2 M
Dibenzo(a,h)anthracene	<23 µg/kg	TM218		<23 M	<23 M	<23 M	<23 M	<23 M	<23 M
Benzo(g,h,i)perylene	<24 µg/kg	TM218		48.6 M	<24 M	<24 M	<24 M	<24 M	35.3 M
PAH, Total Detected USEPA 16	<118 µg/kg	TM218		703	<118	120	<118	401	450

CERTIFICATE OF ANALYSIS

SDG:	140628-70	**Location:**	Coed Darcy	**Order Number:**	CD0726
Job:	H_ATKINS_LDC-224	**Customer:**	Atkins Global Ltd	**Report Number:**	276172
Client Reference:	Site Wide Trial Pitting	**Attention:**	Fiona McMillan	**Superseded Report:**	

PAH by GCMS

Results Legend	
#	ISO17025 accredited.
M	*m*CERTS accredited.
aq	Aqueous / settled sample.
diss.filt	Dissolved / filtered sample.
tot.unfilt	Total / unfiltered sample.
*	Subcontracted test.
**	% recovery of the surrogate standard to check the efficiency of the method. The results of individual compounds within samples aren't corrected for the recovery
(F)	Trigger breach confirmed
1-5&+§@	Sample deviation (see appendix)

Component	LOD/Units	Method	Customer Sample R	IP361	IP361	IP361	IP361	IP362	IP362
			Depth (m)	1.50	2.50	3.50	4.50	0.50	1.50
			Sample Type	Soil/Solid	Soil/Solid	Soil/Solid	Soil/Solid	Soil/Solid	Soil/Solid
			Date Sampled	27/06/2014	27/06/2014	27/06/2014	27/06/2014	27/06/2014	27/06/2014
			Sample Time	.	.	.	.	.	.
			Date Received	28/06/2014	28/06/2014	28/06/2014	28/06/2014	28/06/2014	28/06/2014
			SDG Ref	140628-70	140628-70	140628-70	140628-70	140628-70	140628-70
			Lab Sample No.(s)	9525938	9525944	9525950	9525954	9525958	9525964
			AGS Reference						
Naphthalene-d8 % recovery**	%	TM218		101	103	97.5	97.7	93.2	99.7
Acenaphthene-d10 % recovery**	%	TM218		101	101	97.2	97.9	89.8	101
Phenanthrene-d10 % recovery**	%	TM218		99	99.5	97.4	95.9	85.8	98.8
Chrysene-d12 % recovery**	%	TM218		114	106	102	104	87.6	112
Perylene-d12 % recovery**	%	TM218		113	102	95.9	91.3	86.6	117
Naphthalene	<9 µg/kg	TM218		349 M	473 M	182 M	626 M	84.1 M	141 M
Acenaphthylene	<12 µg/kg	TM218		14 M	54.3 M	19 M	<12 M	<12 M	21.4 M
Acenaphthene	<8 µg/kg	TM218		47.4 M	78.9 M	73.9 M	124 M	<8 M	45.3 M
Fluorene	<10 µg/kg	TM218		84.7 M	136 M	63.9 M	212 M	<10 M	64.8 M
Phenanthrene	<15 µg/kg	TM218		80 M	187 M	53.6 M	92.7 M	69.4 M	31 M
Anthracene	<16 µg/kg	TM218		<16 M	<16 M	<16 M	<16 M	<16 M	<16 M
Fluoranthene	<17 µg/kg	TM218		<17 M	<17 M	<17 M	<17 M	<17 M	<17 M
Pyrene	<15 µg/kg	TM218		<15 M	<15 M	<15 M	<15 M	<15 M	<15 M
Benz(a)anthracene	<14 µg/kg	TM218		23.4 M	<14 M	19.1 M	26.8 M	<14 M	25.3 M
Chrysene	<10 µg/kg	TM218		22.1 M	62.1 M	26.7 M	14.1 M	<10 M	11.4 M
Benzo(b)fluoranthene	<15 µg/kg	TM218		21.9 M	63.5 M	20.6 M	<15 M	<15 M	<15 M
Benzo(k)fluoranthene	<14 µg/kg	TM218		<14 M	<14 M	<14 M	<14 M	<14 M	<14 M
Benzo(a)pyrene	<15 µg/kg	TM218		<15 M	<15 M	<15 M	<15 M	<15 M	<15 M
Indeno(1,2,3-cd)pyrene	<18 µg/kg	TM218		<18 M	<18 M	<18 M	<18 M	<18 M	<18 M
Dibenzo(a,h)anthracene	<23 µg/kg	TM218		<23 M	<23 M	<23 M	<23 M	<23 M	<23 M
Benzo(g,h,i)perylene	<24 µg/kg	TM218		<24 M	<24 M	<24 M	<24 M	<24 M	<24 M
PAH, Total Detected USEPA 16	<118 µg/kg	TM218		642	1050	458	1100	153	340

CERTIFICATE OF ANALYSIS

SDG:	140628-70	**Location:**	Coed Darcy	**Order Number:**	CD0726
Job:	H_ATKINS_LDC-224	**Customer:**	Atkins Global Ltd	**Report Number:**	276172
Client Reference:	Site Wide Trial Pitting	**Attention:**	Fiona McMillan	**Superseded Report:**	

PAH by GCMS

Results Legend	
#	ISO17025 accredited.
M	*m*CERTS accredited.
aq	Aqueous / settled sample.
diss.filt	Dissolved / filtered sample.
tot.unfilt	Total / unfiltered sample.
*	Subcontracted test.
**	% recovery of the surrogate standard to check the efficiency of the method. The results of individual compounds within samples aren't corrected for the recovery
(F)	Trigger breach confirmed
1-5&+§@	Sample deviation (see appendix)

Component	LOD/Units	Method	Customer Sample R	IP362	IP362	IP363	IP363	IP363	IP363
			Depth (m)	2.50	3.50	0.50	1.50	2.50	3.50
			Sample Type	Soil/Solid	Soil/Solid	Soil/Solid	Soil/Solid	Soil/Solid	Soil/Solid
			Date Sampled	27/06/2014	27/06/2014	27/06/2014	27/06/2014	27/06/2014	27/06/2014
			Sample Time	.	.	.	.	.	.
			Date Received	28/06/2014	28/06/2014	28/06/2014	28/06/2014	28/06/2014	28/06/2014
			SDG Ref	140628-70	140628-70	140628-70	140628-70	140628-70	140628-70
			Lab Sample No.(s)	9525970	9525978	9525982	9525990	9525994	9525999
			AGS Reference						
Naphthalene-d8 % recovery**	%	TM218		102	98.3	92.9	97.7	85.6	99.9
Acenaphthene-d10 % recovery**	%	TM218		98.8	100	95.5	92.5	80	97.1
Phenanthrene-d10 % recovery**	%	TM218		98.3	96.5	94.7	89.2	77.5	95.8
Chrysene-d12 % recovery**	%	TM218		104	105	92.6	90.9	78.7	103
Perylene-d12 % recovery**	%	TM218		100	98.5	100	89.9	76.1	85.2
Naphthalene	<9 µg/kg	TM218		376 M	577 M	<9 M	<9 M	<9 M	<9 M
Acenaphthylene	<12 µg/kg	TM218		68.8 M	80.2 M	<12 M	<12 M	<12 M	<12 M
Acenaphthene	<8 µg/kg	TM218		121 M	144 M	<8 M	<8 M	<8 M	<8 M
Fluorene	<10 µg/kg	TM218		132 M	184 M	<10 M	<10 M	<10 M	<10 M
Phenanthrene	<15 µg/kg	TM218		141 M	66.4 M	21 M	83.6 M	191 M	134 M
Anthracene	<16 µg/kg	TM218		<16 M	<16 M	<16 M	<16 M	<16 M	<16 M
Fluoranthene	<17 µg/kg	TM218		<17 M	<17 M	37.9 M	<17 M	<17 M	<17 M
Pyrene	<15 µg/kg	TM218		<15 M	<15 M	31.3 M	<15 M	<15 M	<15 M
Benz(a)anthracene	<14 µg/kg	TM218		18.8 M	<14 M	54.9 M	<14 M	<14 M	19.5 M
Chrysene	<10 µg/kg	TM218		45.3 M	<10 M	50.9 M	<10 M	<10 M	47.9 M
Benzo(b)fluoranthene	<15 µg/kg	TM218		50.1 M	<15 M	62.4 M	<15 M	43.5 M	33.6 M
Benzo(k)fluoranthene	<14 µg/kg	TM218		<14 M	<14 M	19.6 M	<14 M	<14 M	<14 M
Benzo(a)pyrene	<15 µg/kg	TM218		<15 M	<15 M	40 M	<15 M	<15 M	<15 M
Indeno(1,2,3-cd)pyrene	<18 µg/kg	TM218		<18 M	<18 M	22.2 M	<18 M	<18 M	<18 M
Dibenzo(a,h)anthracene	<23 µg/kg	TM218		<23 M	<23 M	<23 M	<23 M	<23 M	<23 M
Benzo(g,h,i)perylene	<24 µg/kg	TM218		<24 M	<24 M	<24 M	<24 M	<24 M	<24 M
PAH, Total Detected USEPA 16	<118 µg/kg	TM218		953	1050	340	<118	235	235

CERTIFICATE OF ANALYSIS

SDG:	140628-70	**Location:**	Coed Darcy	**Order Number:**	CD0726
Job:	H_ATKINS_LDC-224	**Customer:**	Atkins Global Ltd	**Report Number:**	276172
Client Reference:	Site Wide Trial Pitting	**Attention:**	Fiona McMillan	**Superseded Report:**	

TPH CWG (S)

Results Legend	
#	ISO17025 accredited.
M	*m*CERTS accredited.
aq	Aqueous / settled sample.
diss.filt	Dissolved / filtered sample.
tot.unfilt	Total / unfiltered sample.
*	Subcontracted test.
**	% recovery of the surrogate standard to check the efficiency of the method. The results of individual compounds within samples aren't corrected for the recovery
(F)	Trigger breach confirmed
1-5&+§@	Sample deviation (see appendix)

Component	LOD/Units	Method	Customer Sample R	IP015	IP015	IP015	IP016	IP016	IP016
			Depth (m)	0.50	1.30	2.50	0.50	1.50	2.50
			Sample Type	Soil/Solid	Soil/Solid	Soil/Solid	Soil/Solid	Soil/Solid	Soil/Solid
			Date Sampled	27/06/2014	27/06/2014	27/06/2014	27/06/2014	27/06/2014	27/06/2014
			Sample Time	.	.	.	.	.	.
			Date Received	28/06/2014	28/06/2014	28/06/2014	28/06/2014	28/06/2014	28/06/2014
			SDG Ref	140628-70	140628-70	140628-70	140628-70	140628-70	140628-70
			Lab Sample No.(s)	9525890	9525895	9525899	9525855	9525859	9525863
			AGS Reference						
GRO Surrogate % recovery**	%	TM089		74	77	77	76	42	80
GRO TOT (Moisture Corrected)	<44 µg/kg	TM089		<176 M	<880 M	<880 M	2490 M	635 M	<880 M
Methyl tertiary butyl ether (MTBE)	<5 µg/kg	TM089		<20 M	<100 M	<100 M	<20 M	<20 M	<100 M
Benzene	<10 µg/kg	TM089		<40 M	<200 M	<200 M	<40 M	<40 M	<200 M
Toluene	<2 µg/kg	TM089		<8 M	<40 M	<40 M	<8 M	<8 M	<40 M
Ethylbenzene	<3 µg/kg	TM089		<12 M	<60 M	<60 M	<12 M	<12 M	<60 M
m,p-Xylene	<6 µg/kg	TM089		<24 M	<120 M	<120 M	<24 M	<24 M	<120 M
o-Xylene	<3 µg/kg	TM089		<12 M	<60 M	<60 M	<12 M	<12 M	<60 M
sum of detected mpo xylene by GC	<9 µg/kg	TM089		<36	<180	<180	<36	<36	<180
sum of detected BTEX by GC	<24 µg/kg	TM089		<96	<480	<480	<96	<96	<480
Aliphatics >C5-C6	<10 µg/kg	TM089		<40	<200	<200	<40	<40	<200
Aliphatics >C6-C8	<10 µg/kg	TM089		<40	<200	<200	62.7	<40	<200
Aliphatics >C8-C10	<10 µg/kg	TM089		<40	<200	<200	173	76.6	<200
Aliphatics >C10-C12	<10 µg/kg	TM089		<40	<200	<200	1270	271	<200
Aliphatics >C12-C16	<100 µg/kg	TM173		<100	<100	<100	158000	6070	<100
Aliphatics >C16-C21	<100 µg/kg	TM173		<100	<100	<100	195000	10300	<100
Aliphatics >C21-C35	<100 µg/kg	TM173		<100	<100	<100	14600	1570	<100
Aliphatics >C35-C44	<100 µg/kg	TM173		<100	<100	<100	<100	<100	423
Total Aliphatics >C12-C44	<100 µg/kg	TM173		<100	<100	<100	368000	17900	423
Aromatics >EC5-EC7	<10 µg/kg	TM089		<40	<200	<200	<40	<40	<200
Aromatics >EC7-EC8	<10 µg/kg	TM089		<40	<200	<200	<40	<40	<200
Aromatics >EC8-EC10	<10 µg/kg	TM089		<40	<200	<200	117	57.7	<200
Aromatics >EC10-EC12	<10 µg/kg	TM089		<40	<200	<200	848	180	<200
Aromatics >EC12-EC16	<100 µg/kg	TM173		<100	<100	797	47900	3110	<100
Aromatics >EC16-EC21	<100 µg/kg	TM173		<100	<100	883	70400	5330	<100
Aromatics >EC21-EC35	<100 µg/kg	TM173		1490	<100	1890	11600	3970	4030
Aromatics >EC35-EC44	<100 µg/kg	TM173		<100	<100	<100	418	2280	6540
Aromatics >EC40-EC44	<100 µg/kg	TM173		<100	<100	<100	<100	1200	3740
Total Aromatics >EC12-EC44	<100 µg/kg	TM173		1490	<100	3570	130000	14700	10600
Total Aliphatics & Aromatics >C5-C44	<100 µg/kg	TM173		1490	<100	3590	501000	33200	11000

CERTIFICATE OF ANALYSIS

SDG:	140628-70	**Location:**	Coed Darcy	**Order Number:**	CD0726
Job:	H_ATKINS_LDC-224	**Customer:**	Atkins Global Ltd	**Report Number:**	276172
Client Reference:	Site Wide Trial Pitting	**Attention:**	Fiona McMillan	**Superseded Report:**	

TPH CWG (S)

Results Legend	
#	ISO17025 accredited.
M	*m*CERTS accredited.
aq	Aqueous / settled sample.
diss.filt	Dissolved / filtered sample.
tot.unfilt	Total / unfiltered sample.
*	Subcontracted test.
**	% recovery of the surrogate standard to check the efficiency of the method. The results of individual compounds within samples aren't corrected for the recovery
(F)	Trigger breach confirmed
1-5&+§@	Sample deviation (see appendix)

Component	LOD/Units	Method	Customer Sample R	IP017	IP017	IP026	IP026	IP027	IP027
			Depth (m)	0.50	1.50	0.50	1.50	0.50	1.50
			Sample Type	Soil/Solid	Soil/Solid	Soil/Solid	Soil/Solid	Soil/Solid	Soil/Solid
			Date Sampled	27/06/2014	27/06/2014	27/06/2014	27/06/2014	27/06/2014	27/06/2014
			Sample Time	.	.	.	.	.	.
			Date Received	28/06/2014	28/06/2014	28/06/2014	28/06/2014	28/06/2014	28/06/2014
			SDG Ref	140628-70	140628-70	140628-70	140628-70	140628-70	140628-70
			Lab Sample No.(s)	9525847	9525851	9525872	9525876	9525880	9525884
			AGS Reference						
GRO Surrogate % recovery**	%	TM089		88	66	106	70	86	94
GRO TOT (Moisture Corrected)	<44 µg/kg	TM089		2310 M	699 M	3960 M	44200 M	1030 M	<44 M
Methyl tertiary butyl ether (MTBE)	<5 µg/kg	TM089		<100 M	<20 M	<5 M	<20 M	<20 M	<5 M
Benzene	<10 µg/kg	TM089		<200 M	<40 M	<10 M	<40 M	<40 M	<10 M
Toluene	<2 µg/kg	TM089		<40 M	<8 M	<2 M	<8 M	<8 M	<2 M
Ethylbenzene	<3 µg/kg	TM089		<60 M	<12 M	<3 M	<12 M	<12 M	<3 M
m,p-Xylene	<6 µg/kg	TM089		<120 M	<24 M	<6 M	<24 M	<24 M	<6 M
o-Xylene	<3 µg/kg	TM089		<60 M	<12 M	<3 M	<12 M	<12 M	<3 M
sum of detected mpo xylene by GC	<9 µg/kg	TM089		<180	<36	<9	<9	<9	<9
sum of detected BTEX by GC	<24 µg/kg	TM089		<480	<96	<24	<24	<24	<24
Aliphatics >C5-C6	<10 µg/kg	TM089		<200	<40	<10	<40	<40	<10
Aliphatics >C6-C8	<10 µg/kg	TM089		<200	46	30.8	340	47.5	<10
Aliphatics >C8-C10	<10 µg/kg	TM089		<200	125	356	5870	73.8	<10
Aliphatics >C10-C12	<10 µg/kg	TM089		1070	260	2000	20400	490	<10
Aliphatics >C12-C16	<100 µg/kg	TM173		<100	5410	95500	798000	2750	<100
Aliphatics >C16-C21	<100 µg/kg	TM173		<100	9010	69400	543000	42300	<100
Aliphatics >C21-C35	<100 µg/kg	TM173		<100	1000	5490	64600	112000	<100
Aliphatics >C35-C44	<100 µg/kg	TM173		<100	<100	<100	<100	23400	<100
Total Aliphatics >C12-C44	<100 µg/kg	TM173		<100	15400	170000	1410000	181000	<100
Aromatics >EC5-EC7	<10 µg/kg	TM089		<200	<40	<10	<40	<40	<10
Aromatics >EC7-EC8	<10 µg/kg	TM089		<200	<40	<10	<40	<40	<10
Aromatics >EC8-EC10	<10 µg/kg	TM089		<200	83.3	238	3910	63.8	<10
Aromatics >EC10-EC12	<10 µg/kg	TM089		717	173	1330	13600	328	<10
Aromatics >EC12-EC16	<100 µg/kg	TM173		<100	1400	28600	106000	<100	<100
Aromatics >EC16-EC21	<100 µg/kg	TM173		<100	2310	23700	98400	14000	<100
Aromatics >EC21-EC35	<100 µg/kg	TM173		<100	<100	<100	20600	80800	1740
Aromatics >EC35-EC44	<100 µg/kg	TM173		<100	<100	<100	<100	32900	<100
Aromatics >EC40-EC44	<100 µg/kg	TM173		<100	<100	<100	<100	11900	<100
Total Aromatics >EC12-EC44	<100 µg/kg	TM173		<100	3710	52300	226000	128000	1740
Total Aliphatics & Aromatics >C5-C44	<100 µg/kg	TM173		2310	19800	227000	1680000	309000	1740

CERTIFICATE OF ANALYSIS

SDG:	140628-70	**Location:**	Coed Darcy	**Order Number:**	CD0726
Job:	H_ATKINS_LDC-224	**Customer:**	Atkins Global Ltd	**Report Number:**	276172
Client Reference:	Site Wide Trial Pitting	**Attention:**	Fiona McMillan	**Superseded Report:**	

TPH CWG (S)

Results Legend	
#	ISO17025 accredited.
M	*m*CERTS accredited.
aq	Aqueous / settled sample.
diss.filt	Dissolved / filtered sample.
tot.unfilt	Total / unfiltered sample.
*	Subcontracted test.
**	% recovery of the surrogate standard to check the efficiency of the method. The results of individual compounds within samples aren't corrected for the recovery
(F)	Trigger breach confirmed
1-5&+§@	Sample deviation (see appendix)

Component	LOD/Units	Method	Customer Sample R	IP174	IP174	IP174	IP174	IP175	IP175
			Depth (m)	0.50	1.50	2.50	3.30	0.50	1.50
			Sample Type	Soil/Solid	Soil/Solid	Soil/Solid	Soil/Solid	Soil/Solid	Soil/Solid
			Date Sampled	27/06/2014	27/06/2014	27/06/2014	27/06/2014	27/06/2014	27/06/2014
			Sample Time	.	.	.	.	.	.
			Date Received	28/06/2014	28/06/2014	28/06/2014	28/06/2014	28/06/2014	28/06/2014
			SDG Ref	140628-70	140628-70	140628-70	140628-70	140628-70	140628-70
			Lab Sample No.(s)	9525810	9525814	9525818	9525826	9525830	9525834
			AGS Reference						
GRO Surrogate % recovery**	%	TM089		85	97	91	79	82	105
GRO TOT (Moisture Corrected)	<44 µg/kg	TM089		<176 M	1190 M	252000 M	11000 M	<176 M	<176 M
Methyl tertiary butyl ether (MTBE)	<5 µg/kg	TM089		<20 M	<20 M	<20 M	<20 M	<20 M	<20 M
Benzene	<10 µg/kg	TM089		<40 M	<40 M	203 M	<40 M	<40 M	<40 M
Toluene	<2 µg/kg	TM089		<8 M	<8 M	<8 M	<8 M	<8 M	<8 M
Ethylbenzene	<3 µg/kg	TM089		<12 M	<12 M	<12 M	<12 M	<12 M	<12 M
m,p-Xylene	<6 µg/kg	TM089		<24 M	<24 M	<24 M	<24 M	<24 M	<24 M
o-Xylene	<3 µg/kg	TM089		<12 M	<12 M	<12 M	<12 M	<12 M	<12 M
sum of detected mpo xylene by GC	<9 µg/kg	TM089		<9	<9	<9	<9	<9	<9
sum of detected BTEX by GC	<24 µg/kg	TM089		<24	<24	203	<24	<24	<24
Aliphatics >C5-C6	<10 µg/kg	TM089		<40	52.9	72.3	<40	<40	<40
Aliphatics >C6-C8	<10 µg/kg	TM089		<40	102	56300	782	<40	<40
Aliphatics >C8-C10	<10 µg/kg	TM089		<40	274	108000	2940	<40	<40
Aliphatics >C10-C12	<10 µg/kg	TM089		<40	332	9460	3120	<40	45.6
Aliphatics >C12-C16	<100 µg/kg	TM173		<100	<100	76700	<100	<100	<100
Aliphatics >C16-C21	<100 µg/kg	TM173		<100	<100	33500	<100	<100	<100
Aliphatics >C21-C35	<100 µg/kg	TM173		<100	<100	22500	<100	3060	<100
Aliphatics >C35-C44	<100 µg/kg	TM173		<100	<100	52600	<100	253	703
Total Aliphatics >C12-C44	<100 µg/kg	TM173		<100	<100	185000	<100	3310	703
Aromatics >EC5-EC7	<10 µg/kg	TM089		<40	<40	203	<40	<40	<40
Aromatics >EC7-EC8	<10 µg/kg	TM089		<40	<40	<40	<40	<40	<40
Aromatics >EC8-EC10	<10 µg/kg	TM089		<40	197	72000	1960	<40	<40
Aromatics >EC10-EC12	<10 µg/kg	TM089		<40	222	6300	2080	<40	<40
Aromatics >EC12-EC16	<100 µg/kg	TM173		<100	<100	5650	<100	<100	<100
Aromatics >EC16-EC21	<100 µg/kg	TM173		<100	265	8400	<100	401	<100
Aromatics >EC21-EC35	<100 µg/kg	TM173		<100	4340	18900	<100	2480	5610
Aromatics >EC35-EC44	<100 µg/kg	TM173		<100	874	51100	<100	300	9750
Aromatics >EC40-EC44	<100 µg/kg	TM173		<100	<100	26700	<100	<100	5620
Total Aromatics >EC12-EC44	<100 µg/kg	TM173		<100	5480	84000	<100	3180	15400
Total Aliphatics & Aromatics >C5-C44	<100 µg/kg	TM173		<100	6660	522000	10900	6520	16200

CERTIFICATE OF ANALYSIS

SDG:	140628-70	**Location:**	Coed Darcy	**Order Number:**	CD0726
Job:	H_ATKINS_LDC-224	**Customer:**	Atkins Global Ltd	**Report Number:**	276172
Client Reference:	Site Wide Trial Pitting	**Attention:**	Fiona McMillan	**Superseded Report:**	

TPH CWG (S)

Results Legend	
#	ISO17025 accredited.
M	*m*CERTS accredited.
aq	Aqueous / settled sample.
diss.filt	Dissolved / filtered sample.
tot.unfilt	Total / unfiltered sample.
*	Subcontracted test.
**	% recovery of the surrogate standard to check the efficiency of the method. The results of individual compounds within samples aren't corrected for the recovery
(F)	Trigger breach confirmed
1-5&+§@	Sample deviation (see appendix)

Component	LOD/Units	Method	Customer Sample R	IP175	IP175	IP189	IP189	IP189	IP189
			Depth (m)	2.50	3.50	0.50	1.50	2.50	3.50
			Sample Type	Soil/Solid	Soil/Solid	Soil/Solid	Soil/Solid	Soil/Solid	Soil/Solid
			Date Sampled	27/06/2014	27/06/2014	27/06/2014	27/06/2014	27/06/2014	27/06/2014
			Sample Time	.	.	.	.	.	.
			Date Received	28/06/2014	28/06/2014	28/06/2014	28/06/2014	28/06/2014	28/06/2014
			SDG Ref	140628-70	140628-70	140628-70	140628-70	140628-70	140628-70
			Lab Sample No.(s)	9525839	9525843	9525791	9525796	9525801	9525806
			AGS Reference						
GRO Surrogate % recovery**	%	TM089		74	68	69	87	50	34
GRO TOT (Moisture Corrected)	<44 µg/kg	TM089		191 M	<880 M	2640 M	22800 M	223 M	10300 M
Methyl tertiary butyl ether (MTBE)	<5 µg/kg	TM089		<20 M	<100 M	<20 M	<20 M	<20 M	<100 M
Benzene	<10 µg/kg	TM089		<40 M	<200 M	<40 M	<40 M	<40 M	<200 M
Toluene	<2 µg/kg	TM089		<8 M	<40 M	<8 M	<8 M	<8 M	<40 M
Ethylbenzene	<3 µg/kg	TM089		<12 M	<60 M	<12 M	<12 M	<12 M	<60 M
m,p-Xylene	<6 µg/kg	TM089		<24 M	<120 M	<24 M	<24 M	<24 M	<120 M
o-Xylene	<3 µg/kg	TM089		<12 M	<60 M	<12 M	<12 M	<12 M	<60 M
sum of detected mpo xylene by GC	<9 µg/kg	TM089		<9	<180	<36	<36	<36	<9
sum of detected BTEX by GC	<24 µg/kg	TM089		<24	<480	<96	<96	<96	<24
Aliphatics >C5-C6	<10 µg/kg	TM089		<40	<200	<40	43.4	<40	381
Aliphatics >C6-C8	<10 µg/kg	TM089		<40	<200	1130	1920	<40	4100
Aliphatics >C8-C10	<10 µg/kg	TM089		<40	<200	688	8260	56.9	3020
Aliphatics >C10-C12	<10 µg/kg	TM089		57.1	<200	197	4250	<40	482
Aliphatics >C12-C16	<100 µg/kg	TM173		<100	<100	<100	3070	<100	2970
Aliphatics >C16-C21	<100 µg/kg	TM173		<100	<100	434	<100	<100	<100
Aliphatics >C21-C35	<100 µg/kg	TM173		<100	<100	9250	<100	<100	<100
Aliphatics >C35-C44	<100 µg/kg	TM173		<100	<100	491	<100	<100	<100
Total Aliphatics >C12-C44	<100 µg/kg	TM173		<100	<100	10200	3070	<100	2970
Aromatics >EC5-EC7	<10 µg/kg	TM089		<40	<200	<40	<40	<40	<200
Aromatics >EC7-EC8	<10 µg/kg	TM089		<40	<200	<40	<40	<40	<200
Aromatics >EC8-EC10	<10 µg/kg	TM089		<40	<200	458	5510	56.9	2020
Aromatics >EC10-EC12	<10 µg/kg	TM089		<40	<200	131	2830	<40	322
Aromatics >EC12-EC16	<100 µg/kg	TM173		<100	945	<100	<100	<100	2270
Aromatics >EC16-EC21	<100 µg/kg	TM173		<100	1910	2280	<100	1080	4120
Aromatics >EC21-EC35	<100 µg/kg	TM173		<100	7780	33100	<100	6330	12000
Aromatics >EC35-EC44	<100 µg/kg	TM173		<100	899	12900	<100	<100	<100
Aromatics >EC40-EC44	<100 µg/kg	TM173		<100	<100	3870	<100	<100	<100
Total Aromatics >EC12-EC44	<100 µg/kg	TM173		<100	11500	48300	<100	7410	18400
Total Aliphatics & Aromatics >C5-C44	<100 µg/kg	TM173		109	11500	61100	25900	7630	31700

CERTIFICATE OF ANALYSIS

SDG:	140628-70	**Location:**	Coed Darcy	**Order Number:**	CD0726
Job:	H_ATKINS_LDC-224	**Customer:**	Atkins Global Ltd	**Report Number:**	276172
Client Reference:	Site Wide Trial Pitting	**Attention:**	Fiona McMillan	**Superseded Report:**	

TPH CWG (S)

Results Legend	
#	ISO17025 accredited.
M	*m*CERTS accredited.
aq	Aqueous / settled sample.
diss.filt	Dissolved / filtered sample.
tot.unfilt	Total / unfiltered sample.
*	Subcontracted test.
**	% recovery of the surrogate standard to check the efficiency of the method. The results of individual compounds within samples aren't corrected for the recovery
(F)	Trigger breach confirmed
1-5&+§@	Sample deviation (see appendix)

Component	LOD/Units	Method	Customer Sample R	IP206	IP206	IP206	IP206	IP210	IP210
			Depth (m)	0.50	1.80	2.50	3.60	0.50	1.60
			Sample Type	Soil/Solid	Soil/Solid	Soil/Solid	Soil/Solid	Soil/Solid	Soil/Solid
			Date Sampled	27/06/2014	27/06/2014	27/06/2014	27/06/2014	27/06/2014	27/06/2014
			Sample Time	.	.	.	.	.	.
			Date Received	28/06/2014	28/06/2014	28/06/2014	28/06/2014	28/06/2014	28/06/2014
			SDG Ref	140628-70	140628-70	140628-70	140628-70	140628-70	140628-70
			Lab Sample No.(s)	9526149	9525775	9525781	9525786	9525974	9526030
			AGS Reference						
GRO Surrogate % recovery**	%	TM089		65	71	84	21	71	78
GRO TOT (Moisture Corrected)	<44 µg/kg	TM089		<176 M	1290 M	2440 M	<176 M	6500 M	1800 M
Methyl tertiary butyl ether (MTBE)	<5 µg/kg	TM089		<20 M	<20 M	36 M	<20 M	<20 M	<20 M
Benzene	<10 µg/kg	TM089		<40 M	<40 M	<40 M	<40 M	<40 M	<40 M
Toluene	<2 µg/kg	TM089		<8 M	<8 M	<8 M	<8 M	<8 M	<8 M
Ethylbenzene	<3 µg/kg	TM089		<12 M	<12 M	<12 M	<12 M	<12 M	<12 M
m,p-Xylene	<6 µg/kg	TM089		<24 M	<24 M	<24 M	<24 M	<24 M	<24 M
o-Xylene	<3 µg/kg	TM089		<12 M	<12 M	<12 M	<12 M	<12 M	<12 M
sum of detected mpo xylene by GC	<9 µg/kg	TM089		<36	<36	<9	<36	<9	<36
sum of detected BTEX by GC	<24 µg/kg	TM089		<96	<96	<24	<96	<24	<96
Aliphatics >C5-C6	<10 µg/kg	TM089		<40	67.6	<40	<40	<40	128
Aliphatics >C6-C8	<10 µg/kg	TM089		<40	261	903	<40	62.2	1120
Aliphatics >C8-C10	<10 µg/kg	TM089		<40	337	665	46.7	407	176
Aliphatics >C10-C12	<10 µg/kg	TM089		<40	228	88	<40	3450	135
Aliphatics >C12-C16	<100 µg/kg	TM173		701	11500	<100	307	3670	116
Aliphatics >C16-C21	<100 µg/kg	TM173		10200	47900	<100	<100	18100	362
Aliphatics >C21-C35	<100 µg/kg	TM173		45000	98900	<100	2190	88200	6930
Aliphatics >C35-C44	<100 µg/kg	TM173		14600	23700	<100	193	29500	369
Total Aliphatics >C12-C44	<100 µg/kg	TM173		70500	182000	<100	2690	139000	7770
Aromatics >EC5-EC7	<10 µg/kg	TM089		<40	<40	<40	<40	<40	<40
Aromatics >EC7-EC8	<10 µg/kg	TM089		<40	<40	<40	<40	<40	<40
Aromatics >EC8-EC10	<10 µg/kg	TM089		<40	241	444	<40	271	147
Aromatics >EC10-EC12	<10 µg/kg	TM089		<40	152	58.3	<40	2300	90.2
Aromatics >EC12-EC16	<100 µg/kg	TM173		836	<100	<100	332	811	<100
Aromatics >EC16-EC21	<100 µg/kg	TM173		5860	10900	<100	1180	9280	<100
Aromatics >EC21-EC35	<100 µg/kg	TM173		42500	70000	<100	3720	83500	17300
Aromatics >EC35-EC44	<100 µg/kg	TM173		23300	28800	<100	299	40100	7700
Aromatics >EC40-EC44	<100 µg/kg	TM173		9280	31500	<100	<100	14500	2480
Total Aromatics >EC12-EC44	<100 µg/kg	TM173		72500	110000	<100	5530	134000	25000
Total Aliphatics & Aromatics >C5-C44	<100 µg/kg	TM173		143000	293000	2190	8380	280000	34600

CERTIFICATE OF ANALYSIS

SDG:	140628-70	**Location:**	Coed Darcy	**Order Number:**	CD0726
Job:	H_ATKINS_LDC-224	**Customer:**	Atkins Global Ltd	**Report Number:**	276172
Client Reference:	Site Wide Trial Pitting	**Attention:**	Fiona McMillan	**Superseded Report:**	

TPH CWG (S)

Results Legend	
#	ISO17025 accredited.
M	*m*CERTS accredited.
aq	Aqueous / settled sample.
diss.filt	Dissolved / filtered sample.
tot.unfilt	Total / unfiltered sample.
*	Subcontracted test.
**	% recovery of the surrogate standard to check the efficiency of the method. The results of individual compounds within samples aren't corrected for the recovery
(F)	Trigger breach confirmed
1-5&+§@	Sample deviation (see appendix)

Component	LOD/Units	Method	Customer Sample R	IP210	IP210	IP213	IP213	IP213	IP213
			Depth (m)	2.50	3.50	0.50	1.50	2.50	3.00
			Sample Type	Soil/Solid	Soil/Solid	Soil/Solid	Soil/Solid	Soil/Solid	Soil/Solid
			Date Sampled	27/06/2014	27/06/2014	27/06/2014	27/06/2014	27/06/2014	27/06/2014
			Sample Time	.	.	.	.	.	.
			Date Received	28/06/2014	28/06/2014	28/06/2014	28/06/2014	28/06/2014	28/06/2014
			SDG Ref	140628-70	140628-70	140628-70	140628-70	140628-70	140628-70
			Lab Sample No.(s)	9526077	9526120	9525770	9525822	9525868	9525922
			AGS Reference						
GRO Surrogate % recovery**	%	TM089		85	36	78	67	101	90
GRO TOT (Moisture Corrected)	<44 µg/kg	TM089		742 M	<176 M	503 M	78500 M	69200 M	<176 M
Methyl tertiary butyl ether (MTBE)	<5 µg/kg	TM089		<20 M	<20 M	<20 M	<20 M	<20 M	<20 M
Benzene	<10 µg/kg	TM089		<40 M	<40 M	<40 M	<40 M	<40 M	<40 M
Toluene	<2 µg/kg	TM089		<8 M	<8 M	<8 M	<8 M	<8 M	<8 M
Ethylbenzene	<3 µg/kg	TM089		<12 M	<12 M	<12 M	<12 M	<12 M	<12 M
m,p-Xylene	<6 µg/kg	TM089		<24 M	<24 M	<24 M	<24 M	<24 M	<24 M
o-Xylene	<3 µg/kg	TM089		<12 M	<12 M	<12 M	<12 M	<12 M	<12 M
sum of detected mpo xylene by GC	<9 µg/kg	TM089		<36	<36	<36	<9	<9	<36
sum of detected BTEX by GC	<24 µg/kg	TM089		<96	<96	<96	<24	<24	<96
Aliphatics >C5-C6	<10 µg/kg	TM089		86.9	<40	<40	<40	96.8	<40
Aliphatics >C6-C8	<10 µg/kg	TM089		397	<40	<40	375	12900	<40
Aliphatics >C8-C10	<10 µg/kg	TM089		74.3	<40	77.9	5000	22300	<40
Aliphatics >C10-C12	<10 µg/kg	TM089		68	<40	176	41900	11400	<40
Aliphatics >C12-C16	<100 µg/kg	TM173		<100	<100	15700	7210	2250	<100
Aliphatics >C16-C21	<100 µg/kg	TM173		<100	118	49100	51300	1140	<100
Aliphatics >C21-C35	<100 µg/kg	TM173		<100	1180	202000	180000	5020	<100
Aliphatics >C35-C44	<100 µg/kg	TM173		<100	368	60400	49700	1090	<100
Total Aliphatics >C12-C44	<100 µg/kg	TM173		<100	1660	327000	289000	9500	<100
Aromatics >EC5-EC7	<10 µg/kg	TM089		<40	<40	<40	<40	40.1	<40
Aromatics >EC7-EC8	<10 µg/kg	TM089		<40	<40	<40	<40	<40	<40
Aromatics >EC8-EC10	<10 µg/kg	TM089		61.7	<40	69.6	3330	14900	<40
Aromatics >EC10-EC12	<10 µg/kg	TM089		45.4	<40	118	27900	7590	<40
Aromatics >EC12-EC16	<100 µg/kg	TM173		<100	<100	5800	394	225	<100
Aromatics >EC16-EC21	<100 µg/kg	TM173		<100	<100	34600	15100	<100	<100
Aromatics >EC21-EC35	<100 µg/kg	TM173		<100	1880	237000	141000	3610	5850
Aromatics >EC35-EC44	<100 µg/kg	TM173		<100	797	111000	62100	920	3310
Aromatics >EC40-EC44	<100 µg/kg	TM173		<100	169	44900	21700	<100	<100
Total Aromatics >EC12-EC44	<100 µg/kg	TM173		<100	2680	388000	218000	4760	9160
Total Aliphatics & Aromatics >C5-C44	<100 µg/kg	TM173		743	4360	716000	586000	83500	9160

CERTIFICATE OF ANALYSIS

SDG:	140628-70	**Location:**	Coed Darcy	**Order Number:**	CD0726
Job:	H_ATKINS_LDC-224	**Customer:**	Atkins Global Ltd	**Report Number:**	276172
Client Reference:	Site Wide Trial Pitting	**Attention:**	Fiona McMillan	**Superseded Report:**	

TPH CWG (S)

Results Legend	
#	ISO17025 accredited.
M	*m*CERTS accredited.
aq	Aqueous / settled sample.
diss.filt	Dissolved / filtered sample.
tot.unfilt	Total / unfiltered sample.
*	Subcontracted test.
**	% recovery of the surrogate standard to check the efficiency of the method. The results of individual compounds within samples aren't corrected for the recovery
(F)	Trigger breach confirmed
1-5&+§@	Sample deviation (see appendix)

Component	LOD/Units	Method	Customer Sample R	IP313	IP313	IP313	IP313	IP342	IP342
			Depth (m)	0.50	1.50	2.50	3.50	0.50	1.50
			Sample Type	Soil/Solid	Soil/Solid	Soil/Solid	Soil/Solid	Soil/Solid	Soil/Solid
			Date Sampled	27/06/2014	27/06/2014	27/06/2014	27/06/2014	27/06/2014	27/06/2014
			Sample Time	.	.	.	.	.	.
			Date Received	28/06/2014	28/06/2014	28/06/2014	28/06/2014	28/06/2014	28/06/2014
			SDG Ref	140628-70	140628-70	140628-70	140628-70	140628-70	140628-70
			Lab Sample No.(s)	9526090	9526094	9526098	9526103	9526059	9526063
			AGS Reference						
GRO Surrogate % recovery**	%	TM089		82	120	74	80	72	88
GRO TOT (Moisture Corrected)	<44 µg/kg	TM089		<176 M	<176 M	<176 M	<176 M	228 M	<176 M
Methyl tertiary butyl ether (MTBE)	<5 µg/kg	TM089		<20 M	<20 M	<20 M	<20 M	<20 M	<20 M
Benzene	<10 µg/kg	TM089		<40 M	<40 M	<40 M	<40 M	<40 M	<40 M
Toluene	<2 µg/kg	TM089		<8 M	<8 M	<8 M	<8 M	<8 M	<8 M
Ethylbenzene	<3 µg/kg	TM089		<12 M	<12 M	<12 M	<12 M	<12 M	<12 M
m,p-Xylene	<6 µg/kg	TM089		<24 M	<24 M	<24 M	<24 M	<24 M	<24 M
o-Xylene	<3 µg/kg	TM089		<12 M	<12 M	<12 M	<12 M	<12 M	<12 M
sum of detected mpo xylene by GC	<9 µg/kg	TM089		<36	<36	<9	<9	<36	<36
sum of detected BTEX by GC	<24 µg/kg	TM089		<96	<96	<24	<24	<96	<96
Aliphatics >C5-C6	<10 µg/kg	TM089		<40	<40	<40	<40	<40	<40
Aliphatics >C6-C8	<10 µg/kg	TM089		<40	<40	<40	<40	<40	<40
Aliphatics >C8-C10	<10 µg/kg	TM089		<40	<40	<40	<40	40.3	<40
Aliphatics >C10-C12	<10 µg/kg	TM089		<40	<40	<40	<40	69.4	<40
Aliphatics >C12-C16	<100 µg/kg	TM173		<100	<100	<100	<100	14000	908
Aliphatics >C16-C21	<100 µg/kg	TM173		<100	<100	<100	<100	19500	1820
Aliphatics >C21-C35	<100 µg/kg	TM173		4610	<100	<100	<100	87000	6860
Aliphatics >C35-C44	<100 µg/kg	TM173		<100	<100	<100	<100	27600	<100
Total Aliphatics >C12-C44	<100 µg/kg	TM173		4610	<100	<100	<100	148000	9590
Aromatics >EC5-EC7	<10 µg/kg	TM089		<40	<40	<40	<40	<40	<40
Aromatics >EC7-EC8	<10 µg/kg	TM089		<40	<40	<40	<40	<40	<40
Aromatics >EC8-EC10	<10 µg/kg	TM089		<40	<40	<40	<40	<40	<40
Aromatics >EC10-EC12	<10 µg/kg	TM089		<40	<40	<40	<40	45.9	<40
Aromatics >EC12-EC16	<100 µg/kg	TM173		<100	<100	<100	<100	17000	<100
Aromatics >EC16-EC21	<100 µg/kg	TM173		530	<100	<100	<100	208000	2010
Aromatics >EC21-EC35	<100 µg/kg	TM173		4630	1960	2640	320	795000	6660
Aromatics >EC35-EC44	<100 µg/kg	TM173		812	<100	<100	137	221000	514
Aromatics >EC40-EC44	<100 µg/kg	TM173		<100	<100	<100	<100	79300	<100
Total Aromatics >EC12-EC44	<100 µg/kg	TM173		5980	1960	2640	457	1240000	9180
Total Aliphatics & Aromatics >C5-C44	<100 µg/kg	TM173		10600	2000	2640	459	1390000	18800

CERTIFICATE OF ANALYSIS

SDG:	140628-70	**Location:**	Coed Darcy	**Order Number:**	CD0726
Job:	H_ATKINS_LDC-224	**Customer:**	Atkins Global Ltd	**Report Number:**	276172
Client Reference:	Site Wide Trial Pitting	**Attention:**	Fiona McMillan	**Superseded Report:**	

TPH CWG (S)

Results Legend

#	ISO17025 accredited.
M	*m*CERTS accredited.
aq	Aqueous / settled sample.
diss.filt	Dissolved / filtered sample.
tot.unfilt	Total / unfiltered sample.
*	Subcontracted test.
**	% recovery of the surrogate standard to check the efficiency of the method. The results of individual compounds within samples aren't corrected for the recovery
(F)	Trigger breach confirmed
1-5&+§@	Sample deviation (see appendix)

Component	LOD/Units	Method	Customer Sample R	IP342	IP343	IP343	IP343	IP343	IP344
			Depth (m)	2.50	0.50	1.50	2.50	3.50	0.50
			Sample Type	Soil/Solid	Soil/Solid	Soil/Solid	Soil/Solid	Soil/Solid	Soil/Solid
			Date Sampled	27/06/2014	27/06/2014	27/06/2014	27/06/2014	27/06/2014	27/06/2014
			Sample Time	.	.	.	.	.	.
			Date Received	28/06/2014	28/06/2014	28/06/2014	28/06/2014	28/06/2014	28/06/2014
			SDG Ref	140628-70	140628-70	140628-70	140628-70	140628-70	140628-70
			Lab Sample No.(s)	9526067	9526071	9526075	9535319	9535320	9525904
			AGS Reference						
GRO Surrogate % recovery**	%	TM089		99	85	85	86	97	84
GRO TOT (Moisture Corrected)	<44 µg/kg	TM089		<176 M	2360 M	<176 M	309 M	59200 M	<176 M
Methyl tertiary butyl ether (MTBE)	<5 µg/kg	TM089		<20 M	<20 M	<20 M	<20 M	<20 M	<20 M
Benzene	<10 µg/kg	TM089		<40 M	<40 M	<40 M	<40 M	<40 M	<40 M
Toluene	<2 µg/kg	TM089		<8 M	<8 M	<8 M	<8 M	<8 M	<8 M
Ethylbenzene	<3 µg/kg	TM089		<12 M	<12 M	<12 M	<12 M	<12 M	<12 M
m,p-Xylene	<6 µg/kg	TM089		<24 M	<24 M	<24 M	<24 M	<24 M	<24 M
o-Xylene	<3 µg/kg	TM089		<12 M	<12 M	<12 M	<12 M	<12 M	<12 M
sum of detected mpo xylene by GC	<9 µg/kg	TM089		<9	<9	<9	<9	<9	<9
sum of detected BTEX by GC	<24 µg/kg	TM089		<24	<24	<24	<24	<24	<24
Aliphatics >C5-C6	<10 µg/kg	TM089		<40	<40	<40	<40	<40	<40
Aliphatics >C6-C8	<10 µg/kg	TM089		<40	<40	<40	<40	214	<40
Aliphatics >C8-C10	<10 µg/kg	TM089		<40	62.9	<40	45.6	7090	<40
Aliphatics >C10-C12	<10 µg/kg	TM089		<40	1310	<40	111	28300	<40
Aliphatics >C12-C16	<100 µg/kg	TM173		<100	<100	<100	<100	169000	<100
Aliphatics >C16-C21	<100 µg/kg	TM173		<100	<100	<100	<100	4290	<100
Aliphatics >C21-C35	<100 µg/kg	TM173		<100	<100	<100	<100	306	<100
Aliphatics >C35-C44	<100 µg/kg	TM173		<100	<100	<100	<100	<100	<100
Total Aliphatics >C12-C44	<100 µg/kg	TM173		<100	<100	<100	<100	174000	<100
Aromatics >EC5-EC7	<10 µg/kg	TM089		<40	<40	<40	<40	<40	<40
Aromatics >EC7-EC8	<10 µg/kg	TM089		<40	<40	<40	<40	<40	<40
Aromatics >EC8-EC10	<10 µg/kg	TM089		<40	47.7	<40	<40	4720	<40
Aromatics >EC10-EC12	<10 µg/kg	TM089		<40	875	<40	74.1	18900	<40
Aromatics >EC12-EC16	<100 µg/kg	TM173		<100	<100	<100	<100	40000	<100
Aromatics >EC16-EC21	<100 µg/kg	TM173		787	<100	<100	<100	2030	<100
Aromatics >EC21-EC35	<100 µg/kg	TM173		2690	<100	4740	1430	<100	<100
Aromatics >EC35-EC44	<100 µg/kg	TM173		<100	<100	723	<100	<100	<100
Aromatics >EC40-EC44	<100 µg/kg	TM173		<100	<100	<100	<100	<100	<100
Total Aromatics >EC12-EC44	<100 µg/kg	TM173		3480	<100	5460	1430	42000	<100
Total Aliphatics & Aromatics >C5-C44	<100 µg/kg	TM173		3480	2340	5460	1740	275000	<100

CERTIFICATE OF ANALYSIS

SDG:	140628-70	**Location:**	Coed Darcy	**Order Number:**	CD0726
Job:	H_ATKINS_LDC-224	**Customer:**	Atkins Global Ltd	**Report Number:**	276172
Client Reference:	Site Wide Trial Pitting	**Attention:**	Fiona McMillan	**Superseded Report:**	

TPH CWG (S)

Results Legend	
#	ISO17025 accredited.
M	*m*CERTS accredited.
aq	Aqueous / settled sample.
diss.filt	Dissolved / filtered sample.
tot.unfilt	Total / unfiltered sample.
*	Subcontracted test.
**	% recovery of the surrogate standard to check the efficiency of the method. The results of individual compounds within samples aren't corrected for the recovery
(F)	Trigger breach confirmed
1-5&+§@	Sample deviation (see appendix)

Component	LOD/Units	Method	Customer Sample R	IP344	IP344	IP344	IP344	IP345	IP345
			Depth (m)	1.50	2.50	3.50	4.50	0.50	1.50
			Sample Type	Soil/Solid	Soil/Solid	Soil/Solid	Soil/Solid	Soil/Solid	Soil/Solid
			Date Sampled	27/06/2014	27/06/2014	27/06/2014	27/06/2014	27/06/2014	27/06/2014
			Sample Time	.	.	.	.	.	.
			Date Received	28/06/2014	28/06/2014	28/06/2014	28/06/2014	28/06/2014	28/06/2014
			SDG Ref	140628-70	140628-70	140628-70	140628-70	140628-70	140628-70
			Lab Sample No.(s)	9525909	9525913	9525926	9525930	9526034	9526039
			AGS Reference						
GRO Surrogate % recovery**	%	TM089		71	76	107	84	81	87
GRO TOT (Moisture Corrected)	<44 µg/kg	TM089		201000 M	157000 M	228000 M	114000 M	<176 M	<176 M
Methyl tertiary butyl ether (MTBE)	<5 µg/kg	TM089		<20 M	<20 M	<20 M	<20 M	<20 M	<20 M
Benzene	<10 µg/kg	TM089		<40 M	<40 M	139 M	<40 M	<40 M	<40 M
Toluene	<2 µg/kg	TM089		<8 M	<8 M	<8 M	<8 M	<8 M	<8 M
Ethylbenzene	<3 µg/kg	TM089		<12 M	<12 M	<12 M	<12 M	<12 M	<12 M
m,p-Xylene	<6 µg/kg	TM089		<24 M	<24 M	<24 M	<24 M	<24 M	<24 M
o-Xylene	<3 µg/kg	TM089		<12 M	<12 M	<12 M	<12 M	<12 M	<12 M
sum of detected mpo xylene by GC	<9 µg/kg	TM089		<9	<9	<9	<9	<9	<9
sum of detected BTEX by GC	<24 µg/kg	TM089		<24	<24	139	<24	<24	<24
Aliphatics >C5-C6	<10 µg/kg	TM089		<40	175	2880	144	<40	<40
Aliphatics >C6-C8	<10 µg/kg	TM089		2740	9860	48200	11500	<40	<40
Aliphatics >C8-C10	<10 µg/kg	TM089		35300	22300	47200	19000	<40	<40
Aliphatics >C10-C12	<10 µg/kg	TM089		83700	66100	59000	42500	<40	<40
Aliphatics >C12-C16	<100 µg/kg	TM173		1600000	368000	180000	255000	<100	<100
Aliphatics >C16-C21	<100 µg/kg	TM173		40200	8400	4630	4380	<100	<100
Aliphatics >C21-C35	<100 µg/kg	TM173		6970	894	<100	<100	<100	<100
Aliphatics >C35-C44	<100 µg/kg	TM173		<100	<100	<100	<100	<100	<100
Total Aliphatics >C12-C44	<100 µg/kg	TM173		1640000	378000	184000	259000	<100	<100
Aromatics >EC5-EC7	<10 µg/kg	TM089		<40	<40	139	<40	<40	<40
Aromatics >EC7-EC8	<10 µg/kg	TM089		<40	<40	<40	<40	<40	<40
Aromatics >EC8-EC10	<10 µg/kg	TM089		23500	14900	31500	12700	<40	<40
Aromatics >EC10-EC12	<10 µg/kg	TM089		55800	44100	39300	28400	<40	<40
Aromatics >EC12-EC16	<100 µg/kg	TM173		410000	<100	23500	21600	<100	<100
Aromatics >EC16-EC21	<100 µg/kg	TM173		14200	3030	2380	1560	<100	<100
Aromatics >EC21-EC35	<100 µg/kg	TM173		2220	<100	<100	<100	<100	508
Aromatics >EC35-EC44	<100 µg/kg	TM173		<100	<100	<100	<100	<100	<100
Aromatics >EC40-EC44	<100 µg/kg	TM173		<100	<100	<100	<100	<100	<100
Total Aromatics >EC12-EC44	<100 µg/kg	TM173		427000	3030	25900	23200	<100	508
Total Aliphatics & Aromatics >C5-C44	<100 µg/kg	TM173		2270000	538000	439000	397000	<100	516

CERTIFICATE OF ANALYSIS

SDG:	140628-70	**Location:**	Coed Darcy	**Order Number:**	CD0726
Job:	H_ATKINS_LDC-224	**Customer:**	Atkins Global Ltd	**Report Number:**	276172
Client Reference:	Site Wide Trial Pitting	**Attention:**	Fiona McMillan	**Superseded Report:**	

TPH CWG (S)

Results Legend

#	ISO17025 accredited.
M	*m*CERTS accredited.
aq	Aqueous / settled sample.
diss.filt	Dissolved / filtered sample.
tot.unfilt	Total / unfiltered sample.
*	Subcontracted test.
**	% recovery of the surrogate standard to check the efficiency of the method. The results of individual compounds within samples aren't corrected for the recovery
(F)	Trigger breach confirmed
1-5&+§@	Sample deviation (see appendix)

Component	LOD/Units	Method	Customer Sample R	IP345	IP345	IP346	IP346	IP347	IP347
			Depth (m)	2.50	3.50	0.50	1.50	0.50	1.50
			Sample Type	Soil/Solid	Soil/Solid	Soil/Solid	Soil/Solid	Soil/Solid	Soil/Solid
			Date Sampled	27/06/2014	27/06/2014	27/06/2014	27/06/2014	27/06/2014	27/06/2014
			Sample Time	.	.	.	.	.	.
			Date Received	28/06/2014	28/06/2014	28/06/2014	28/06/2014	28/06/2014	28/06/2014
			SDG Ref	140628-70	140628-70	140628-70	140628-70	140628-70	140628-70
			Lab Sample No.(s)	9526045	9526052	9526081	9537238	9526107	9526111
			AGS Reference						
GRO Surrogate % recovery**	%	TM089		82	77	89	92	87	91
GRO TOT (Moisture Corrected)	<44 µg/kg	TM089		9040 M	30000 M	<176 M	<176 M	<176 M	<176 M
Methyl tertiary butyl ether (MTBE)	<5 µg/kg	TM089		<20 M	<20 M	<20 M	<20 M	<20 M	<20 M
Benzene	<10 µg/kg	TM089		<40 M	<40 M	<40 M	<40 M	<40 M	<40 M
Toluene	<2 µg/kg	TM089		<8 M	<8 M	<8 M	<8 M	<8 M	<8 M
Ethylbenzene	<3 µg/kg	TM089		<12 M	<12 M	<12 M	<12 M	<12 M	<12 M
m,p-Xylene	<6 µg/kg	TM089		<24 M	<24 M	<24 M	<24 M	<24 M	<24 M
o-Xylene	<3 µg/kg	TM089		<12 M	<12 M	<12 M	<12 M	<12 M	<12 M
sum of detected mpo xylene by GC	<9 µg/kg	TM089		<9	<9	<36	<9	<36	<9
sum of detected BTEX by GC	<24 µg/kg	TM089		<24	<24	<96	<24	<96	<24
Aliphatics >C5-C6	<10 µg/kg	TM089		<40	<40	<40	<40	<40	<40
Aliphatics >C6-C8	<10 µg/kg	TM089		<40	153	<40	<40	<40	<40
Aliphatics >C8-C10	<10 µg/kg	TM089		146	2770	<40	<40	<40	<40
Aliphatics >C10-C12	<10 µg/kg	TM089		5240	15100	<40	<40	<40	<40
Aliphatics >C12-C16	<100 µg/kg	TM173		<100	5450	<100	<100	<100	<100
Aliphatics >C16-C21	<100 µg/kg	TM173		<100	<100	<100	<100	<100	<100
Aliphatics >C21-C35	<100 µg/kg	TM173		<100	<100	526	<100	<100	<100
Aliphatics >C35-C44	<100 µg/kg	TM173		<100	<100	<100	<100	<100	<100
Total Aliphatics >C12-C44	<100 µg/kg	TM173		<100	5450	526	<100	<100	<100
Aromatics >EC5-EC7	<10 µg/kg	TM089		<40	<40	<40	<40	<40	<40
Aromatics >EC7-EC8	<10 µg/kg	TM089		<40	<40	<40	<40	<40	<40
Aromatics >EC8-EC10	<10 µg/kg	TM089		102	1850	<40	<40	<40	<40
Aromatics >EC10-EC12	<10 µg/kg	TM089		3490	10100	<40	<40	<40	<40
Aromatics >EC12-EC16	<100 µg/kg	TM173		<100	<100	<100	<100	<100	<100
Aromatics >EC16-EC21	<100 µg/kg	TM173		<100	<100	<100	<100	<100	<100
Aromatics >EC21-EC35	<100 µg/kg	TM173		<100	1430	<100	2480	433	<100
Aromatics >EC35-EC44	<100 µg/kg	TM173		<100	<100	<100	745	<100	<100
Aromatics >EC40-EC44	<100 µg/kg	TM173		<100	<100	<100	<100	<100	<100
Total Aromatics >EC12-EC44	<100 µg/kg	TM173		<100	1430	<100	3230	433	<100
Total Aliphatics & Aromatics >C5-C44	<100 µg/kg	TM173		9020	36800	535	3230	437	<100

CERTIFICATE OF ANALYSIS

SDG:	140628-70	**Location:**	Coed Darcy	**Order Number:**	CD0726
Job:	H_ATKINS_LDC-224	**Customer:**	Atkins Global Ltd	**Report Number:**	276172
Client Reference:	Site Wide Trial Pitting	**Attention:**	Fiona McMillan	**Superseded Report:**	

TPH CWG (S)

Results Legend	
#	ISO17025 accredited.
M	*m*CERTS accredited.
aq	Aqueous / settled sample.
diss.filt	Dissolved / filtered sample.
tot.unfilt	Total / unfiltered sample.
*	Subcontracted test.
**	% recovery of the surrogate standard to check the efficiency of the method. The results of individual compounds within samples aren't corrected for the recovery
(F)	Trigger breach confirmed
1-5&+§@	Sample deviation (see appendix)

Component	LOD/Units	Method	Customer Sample R	IP347	IP359	IP359	IP359	IP359	IP359
			Depth (m)	2.50	0.50	1.50	2.50	3.50	4.50
			Sample Type	Soil/Solid	Soil/Solid	Soil/Solid	Soil/Solid	Soil/Solid	Soil/Solid
			Date Sampled	27/06/2014	27/06/2014	27/06/2014	27/06/2014	27/06/2014	27/06/2014
			Sample Time	.	.	.	.	.	.
			Date Received	28/06/2014	28/06/2014	28/06/2014	28/06/2014	28/06/2014	28/06/2014
			SDG Ref	140628-70	140628-70	140628-70	140628-70	140628-70	140628-70
			Lab Sample No.(s)	9526115	9526125	9526129	9526133	9526139	9526144
			AGS Reference						
GRO Surrogate % recovery**	%	TM089		97	87	84	83	87	101
GRO TOT (Moisture Corrected)	<44 µg/kg	TM089		<176 M	7580 M	30100 M	5080 M	3550 M	14900 M
Methyl tertiary butyl ether (MTBE)	<5 µg/kg	TM089		<20 M	<20 M	<20 M	<20 M	<20 M	<20 M
Benzene	<10 µg/kg	TM089		<40 M	<40 M	<40 M	<40 M	<40 M	<40 M
Toluene	<2 µg/kg	TM089		<8 M	<8 M	<8 M	<8 M	<8 M	<8 M
Ethylbenzene	<3 µg/kg	TM089		<12 M	<12 M	<12 M	<12 M	<12 M	<12 M
m,p-Xylene	<6 µg/kg	TM089		<24 M	<24 M	<24 M	<24 M	<24 M	<24 M
o-Xylene	<3 µg/kg	TM089		<12 M	<12 M	<12 M	<12 M	<12 M	<12 M
sum of detected mpo xylene by GC	<9 µg/kg	TM089		<36	<36	<9	<36	<9	<9
sum of detected BTEX by GC	<24 µg/kg	TM089		<96	<96	<24	<96	<24	<24
Aliphatics >C5-C6	<10 µg/kg	TM089		<40	<40	<40	<40	<40	<40
Aliphatics >C6-C8	<10 µg/kg	TM089		<40	74.4	46.6	63.8	47.5	56.5
Aliphatics >C8-C10	<10 µg/kg	TM089		<40	396	1630	274	200	709
Aliphatics >C10-C12	<10 µg/kg	TM089		<40	4100	16400	2730	1890	8170
Aliphatics >C12-C16	<100 µg/kg	TM173		<100	71300	30200	9830	20300	3400
Aliphatics >C16-C21	<100 µg/kg	TM173		<100	1960	<100	332	2420	<100
Aliphatics >C21-C35	<100 µg/kg	TM173		<100	<100	<100	<100	<100	<100
Aliphatics >C35-C44	<100 µg/kg	TM173		<100	<100	124	<100	<100	<100
Total Aliphatics >C12-C44	<100 µg/kg	TM173		<100	73300	30300	10200	22800	3400
Aromatics >EC5-EC7	<10 µg/kg	TM089		<40	<40	<40	<40	<40	<40
Aromatics >EC7-EC8	<10 µg/kg	TM089		<40	<40	<40	<40	<40	<40
Aromatics >EC8-EC10	<10 µg/kg	TM089		<40	264	1090	186	133	472
Aromatics >EC10-EC12	<10 µg/kg	TM089		<40	2730	10900	1820	1260	5450
Aromatics >EC12-EC16	<100 µg/kg	TM173		<100	13000	<100	<100	4070	<100
Aromatics >EC16-EC21	<100 µg/kg	TM173		<100	687	<100	<100	<100	<100
Aromatics >EC21-EC35	<100 µg/kg	TM173		<100	<100	1170	1420	<100	<100
Aromatics >EC35-EC44	<100 µg/kg	TM173		<100	<100	<100	<100	<100	<100
Aromatics >EC40-EC44	<100 µg/kg	TM173		<100	<100	<100	<100	<100	<100
Total Aromatics >EC12-EC44	<100 µg/kg	TM173		<100	13700	1170	1420	4070	<100
Total Aliphatics & Aromatics >C5-C44	<100 µg/kg	TM173		<100	94500	61500	16700	30400	18300

CERTIFICATE OF ANALYSIS

SDG:	140628-70	**Location:**	Coed Darcy	**Order Number:**	CD0726
Job:	H_ATKINS_LDC-224	**Customer:**	Atkins Global Ltd	**Report Number:**	276172
Client Reference:	Site Wide Trial Pitting	**Attention:**	Fiona McMillan	**Superseded Report:**	

TPH CWG (S)

Results Legend	
#	ISO17025 accredited.
M	*m*CERTS accredited.
aq	Aqueous / settled sample.
diss.filt	Dissolved / filtered sample.
tot.unfilt	Total / unfiltered sample.
*	Subcontracted test.
**	% recovery of the surrogate standard to check the efficiency of the method. The results of individual compounds within samples aren't corrected for the recovery
(F)	Trigger breach confirmed
1-5&+§@	Sample deviation (see appendix)

Component	LOD/Units	Method	Customer Sample R	IP360	IP360	IP360	IP360	IP360	IP361
			Depth (m)	0.50	1.50	2.50	3.50	4.50	0.50
			Sample Type	Soil/Solid	Soil/Solid	Soil/Solid	Soil/Solid	Soil/Solid	Soil/Solid
			Date Sampled	27/06/2014	27/06/2014	27/06/2014	27/06/2014	27/06/2014	27/06/2014
			Sample Time	.	.	.	.	.	.
			Date Received	28/06/2014	28/06/2014	28/06/2014	28/06/2014	28/06/2014	28/06/2014
			SDG Ref	140628-70	140628-70	140628-70	140628-70	140628-70	140628-70
			Lab Sample No.(s)	9526004	9526008	9526012	9526017	9526021	9525934
			AGS Reference						
GRO Surrogate % recovery**	%	TM089		103	76	109	94	88	75
GRO TOT (Moisture Corrected)	<44 µg/kg	TM089		<176 M	<176 M	<176 M	<176 M	48200 M	31300 M
Methyl tertiary butyl ether (MTBE)	<5 µg/kg	TM089		<20 M	<20 M	<20 M	<20 M	<20 M	<20 M
Benzene	<10 µg/kg	TM089		<40 M	<40 M	<40 M	<40 M	<40 M	<40 M
Toluene	<2 µg/kg	TM089		<8 M	<8 M	<8 M	<8 M	<8 M	<8 M
Ethylbenzene	<3 µg/kg	TM089		<12 M	<12 M	<12 M	<12 M	<12 M	44.4 M
m,p-Xylene	<6 µg/kg	TM089		<24 M	<24 M	<24 M	<24 M	<24 M	<24 M
o-Xylene	<3 µg/kg	TM089		<12 M	<12 M	<12 M	<12 M	<12 M	<12 M
sum of detected mpo xylene by GC	<9 µg/kg	TM089		<36	<9	<9	<9	<9	<9
sum of detected BTEX by GC	<24 µg/kg	TM089		<96	<24	<24	<24	<24	44.4
Aliphatics >C5-C6	<10 µg/kg	TM089		<40	<40	<40	<40	<40	<40
Aliphatics >C6-C8	<10 µg/kg	TM089		<40	<40	<40	<40	609	168
Aliphatics >C8-C10	<10 µg/kg	TM089		<40	<40	<40	<40	7830	3250
Aliphatics >C10-C12	<10 µg/kg	TM089		<40	<40	<40	<40	20700	15400
Aliphatics >C12-C16	<100 µg/kg	TM173		<100	<100	<100	<100	86500	77000
Aliphatics >C16-C21	<100 µg/kg	TM173		<100	<100	<100	<100	1540	7500
Aliphatics >C21-C35	<100 µg/kg	TM173		<100	<100	<100	<100	<100	1960
Aliphatics >C35-C44	<100 µg/kg	TM173		<100	<100	<100	<100	<100	<100
Total Aliphatics >C12-C44	<100 µg/kg	TM173		<100	<100	<100	<100	88000	86400
Aromatics >EC5-EC7	<10 µg/kg	TM089		<40	<40	<40	<40	<40	<40
Aromatics >EC7-EC8	<10 µg/kg	TM089		<40	<40	<40	<40	<40	<40
Aromatics >EC8-EC10	<10 µg/kg	TM089		<40	<40	<40	<40	5220	2210
Aromatics >EC10-EC12	<10 µg/kg	TM089		<40	<40	<40	<40	13800	10300
Aromatics >EC12-EC16	<100 µg/kg	TM173		<100	<100	<100	<100	4220	<100
Aromatics >EC16-EC21	<100 µg/kg	TM173		1240	<100	<100	<100	963	<100
Aromatics >EC21-EC35	<100 µg/kg	TM173		5610	<100	<100	<100	<100	<100
Aromatics >EC35-EC44	<100 µg/kg	TM173		1350	<100	<100	<100	<100	<100
Aromatics >EC40-EC44	<100 µg/kg	TM173		<100	<100	<100	<100	<100	<100
Total Aromatics >EC12-EC44	<100 µg/kg	TM173		8200	<100	<100	<100	5180	<100
Total Aliphatics & Aromatics >C5-C44	<100 µg/kg	TM173		8210	<100	<100	<100	141000	118000

CERTIFICATE OF ANALYSIS

SDG:	140628-70	**Location:**	Coed Darcy	**Order Number:**	CD0726
Job:	H_ATKINS_LDC-224	**Customer:**	Atkins Global Ltd	**Report Number:**	276172
Client Reference:	Site Wide Trial Pitting	**Attention:**	Fiona McMillan	**Superseded Report:**	

TPH CWG (S)

Results Legend

#	ISO17025 accredited.
M	*m*CERTS accredited.
aq	Aqueous / settled sample.
diss.filt	Dissolved / filtered sample.
tot.unfilt	Total / unfiltered sample.
*	Subcontracted test.
**	% recovery of the surrogate standard to check the efficiency of the method. The results of individual compounds within samples aren't corrected for the recovery
(F)	Trigger breach confirmed
1-5&+§@	Sample deviation (see appendix)

Component	LOD/Units	Method	Customer Sample R	IP361	IP361	IP361	IP361	IP362	IP362
			Depth (m)	1.50	2.50	3.50	4.50	0.50	1.50
			Sample Type	Soil/Solid	Soil/Solid	Soil/Solid	Soil/Solid	Soil/Solid	Soil/Solid
			Date Sampled	27/06/2014	27/06/2014	27/06/2014	27/06/2014	27/06/2014	27/06/2014
			Sample Time	.	.	.	.	.	.
			Date Received	28/06/2014	28/06/2014	28/06/2014	28/06/2014	28/06/2014	28/06/2014
			SDG Ref	140628-70	140628-70	140628-70	140628-70	140628-70	140628-70
			Lab Sample No.(s)	9525938	9525944	9525950	9525954	9525958	9525964
			AGS Reference						
GRO Surrogate % recovery**	%	TM089		93	102	93	106	86	78
GRO TOT (Moisture Corrected)	<44 µg/kg	TM089		178000 M	140000 M	201000 M	851000 M	303 M	116000 M
Methyl tertiary butyl ether (MTBE)	<5 µg/kg	TM089		<20 M	<20 M	<20 M	<100 M	<20 M	<20 M
Benzene	<10 µg/kg	TM089		<40 M	<40 M	<40 M	<200 M	<40 M	<40 M
Toluene	<2 µg/kg	TM089		<8 M	<8 M	<8 M	<40 M	<8 M	<8 M
Ethylbenzene	<3 µg/kg	TM089		995 M	<12 M	<12 M	<60 M	<12 M	<12 M
m,p-Xylene	<6 µg/kg	TM089		<24 M	<24 M	<24 M	<120 M	<24 M	<24 M
o-Xylene	<3 µg/kg	TM089		<12 M	<12 M	<12 M	<60 M	<12 M	<12 M
sum of detected mpo xylene by GC	<9 µg/kg	TM089		<9	<9	<9	<9	<9	<9
sum of detected BTEX by GC	<24 µg/kg	TM089		995	<24	<24	<24	<24	<24
Aliphatics >C5-C6	<10 µg/kg	TM089		<40	81	265	680	<40	43.3
Aliphatics >C6-C8	<10 µg/kg	TM089		10000	11700	18700	70100	<40	1860
Aliphatics >C8-C10	<10 µg/kg	TM089		56800	33600	42900	169000	<40	17100
Aliphatics >C10-C12	<10 µg/kg	TM089		43200	43400	66500	299000	112	51200
Aliphatics >C12-C16	<100 µg/kg	TM173		199000	225000	331000	696000	<100	486000
Aliphatics >C16-C21	<100 µg/kg	TM173		13100	14400	11800	47300	<100	11400
Aliphatics >C21-C35	<100 µg/kg	TM173		2710	<100	<100	<100	<100	<100
Aliphatics >C35-C44	<100 µg/kg	TM173		<100	<100	<100	<100	<100	<100
Total Aliphatics >C12-C44	<100 µg/kg	TM173		215000	239000	343000	743000	<100	497000
Aromatics >EC5-EC7	<10 µg/kg	TM089		<40	<40	<40	<200	<40	<40
Aromatics >EC7-EC8	<10 µg/kg	TM089		<40	<40	<40	<200	<40	<40
Aromatics >EC8-EC10	<10 µg/kg	TM089		38900	22400	28600	113000	<40	11400
Aromatics >EC10-EC12	<10 µg/kg	TM089		28800	28900	44300	199000	74.6	34100
Aromatics >EC12-EC16	<100 µg/kg	TM173		46300	59100	30100	93300	<100	21100
Aromatics >EC16-EC21	<100 µg/kg	TM173		4040	5130	2400	<100	<100	2180
Aromatics >EC21-EC35	<100 µg/kg	TM173		502	1940	<100	<100	<100	<100
Aromatics >EC35-EC44	<100 µg/kg	TM173		165	<100	<100	<100	<100	<100
Aromatics >EC40-EC44	<100 µg/kg	TM173		<100	<100	<100	<100	<100	<100
Total Aromatics >EC12-EC44	<100 µg/kg	TM173		51000	66200	32500	93300	<100	23300
Total Aliphatics & Aromatics >C5-C44	<100 µg/kg	TM173		444000	445000	577000	1690000	289	636000

CERTIFICATE OF ANALYSIS

SDG:	140628-70	**Location:**	Coed Darcy	**Order Number:**	CD0726
Job:	H_ATKINS_LDC-224	**Customer:**	Atkins Global Ltd	**Report Number:**	276172
Client Reference:	Site Wide Trial Pitting	**Attention:**	Fiona McMillan	**Superseded Report:**	

TPH CWG (S)

Results Legend	
#	ISO17025 accredited.
M	*m*CERTS accredited.
aq	Aqueous / settled sample.
diss.filt	Dissolved / filtered sample.
tot.unfilt	Total / unfiltered sample.
*	Subcontracted test.
**	% recovery of the surrogate standard to check the efficiency of the method. The results of individual compounds within samples aren't corrected for the recovery
(F)	Trigger breach confirmed
1-5&+§@	Sample deviation (see appendix)

Component	LOD/Units	Method	Customer Sample R	IP362	IP362	IP363	IP363	IP363	IP363
			Depth (m)	2.50	3.50	0.50	1.50	2.50	3.50
			Sample Type	Soil/Solid	Soil/Solid	Soil/Solid	Soil/Solid	Soil/Solid	Soil/Solid
			Date Sampled	27/06/2014	27/06/2014	27/06/2014	27/06/2014	27/06/2014	27/06/2014
			Sample Time	.	.	.	.	.	.
			Date Received	28/06/2014	28/06/2014	28/06/2014	28/06/2014	28/06/2014	28/06/2014
			SDG Ref	140628-70	140628-70	140628-70	140628-70	140628-70	140628-70
			Lab Sample No.(s)	9525970	9525978	9525982	9525990	9525994	9525999
			AGS Reference						
GRO Surrogate % recovery**	%	TM089		76	86	103	86	115	93
GRO TOT (Moisture Corrected)	<44 µg/kg	TM089		105000 M	117000 M	408 M	<176 M	<176 M	<176 M
Methyl tertiary butyl ether (MTBE)	<5 µg/kg	TM089		<20 M	<20 M	<20 M	<20 M	<20 M	<20 M
Benzene	<10 µg/kg	TM089		<40 M	<40 M	<40 M	<40 M	<40 M	<40 M
Toluene	<2 µg/kg	TM089		<8 M	<8 M	<8 M	<8 M	<8 M	<8 M
Ethylbenzene	<3 µg/kg	TM089		141 M	<12 M	<12 M	<12 M	<12 M	<12 M
m,p-Xylene	<6 µg/kg	TM089		<24 M	<24 M	<24 M	<24 M	<24 M	<24 M
o-Xylene	<3 µg/kg	TM089		<12 M	<12 M	<12 M	<12 M	<12 M	<12 M
sum of detected mpo xylene by GC	<9 µg/kg	TM089		<9	<9	<36	<9	<9	<9
sum of detected BTEX by GC	<24 µg/kg	TM089		141	<24	<96	<24	<24	<24
Aliphatics >C5-C6	<10 µg/kg	TM089		<40	55.2	<40	<40	<40	<40
Aliphatics >C6-C8	<10 µg/kg	TM089		1210	6570	61.6	<40	<40	<40
Aliphatics >C8-C10	<10 µg/kg	TM089		11200	15300	54.9	<40	<40	<40
Aliphatics >C10-C12	<10 µg/kg	TM089		50800	51000	143	<40	<40	<40
Aliphatics >C12-C16	<100 µg/kg	TM173		476000	765000	<100	<100	<100	<100
Aliphatics >C16-C21	<100 µg/kg	TM173		10300	22600	<100	<100	<100	<100
Aliphatics >C21-C35	<100 µg/kg	TM173		<100	<100	340	<100	<100	<100
Aliphatics >C35-C44	<100 µg/kg	TM173		<100	<100	<100	<100	<100	<100
Total Aliphatics >C12-C44	<100 µg/kg	TM173		486000	787000	340	<100	<100	<100
Aromatics >EC5-EC7	<10 µg/kg	TM089		<40	<40	<40	<40	<40	<40
Aromatics >EC7-EC8	<10 µg/kg	TM089		<40	<40	<40	<40	<40	<40
Aromatics >EC8-EC10	<10 µg/kg	TM089		7640	10200	<40	<40	<40	<40
Aromatics >EC10-EC12	<10 µg/kg	TM089		33900	34000	95.2	<40	<40	<40
Aromatics >EC12-EC16	<100 µg/kg	TM173		23300	67500	<100	<100	<100	<100
Aromatics >EC16-EC21	<100 µg/kg	TM173		2430	4520	<100	<100	<100	<100
Aromatics >EC21-EC35	<100 µg/kg	TM173		<100	<100	1950	1330	<100	<100
Aromatics >EC35-EC44	<100 µg/kg	TM173		<100	<100	547	<100	<100	<100
Aromatics >EC40-EC44	<100 µg/kg	TM173		<100	<100	<100	<100	<100	<100
Total Aromatics >EC12-EC44	<100 µg/kg	TM173		25700	72000	2490	1330	<100	<100
Total Aliphatics & Aromatics >C5-C44	<100 µg/kg	TM173		617000	976000	3240	1340	<100	<100

CERTIFICATE OF ANALYSIS

SDG:	140628-70	**Location:**	Coed Darcy	**Order Number:**	CD0726
Job:	H_ATKINS_LDC-224	**Customer:**	Atkins Global Ltd	**Report Number:**	276172
Client Reference:	Site Wide Trial Pitting	**Attention:**	Fiona McMillan	**Superseded Report:**	

Asbestos Identification - Solid Samples

		Date of Analysis	Analysed By	Comments	Amosite (Brown) Asbestos	Chrysotile (White) Asbestos	Crocidolite (Blue) Asbestos	Fibrous Actinolite	Fibrous Anthophyllite	Fibrous Tremolite	Non-Asbestos Fibre
Cust. Sample Ref. Depth (m) Sample Type Date Sampled Date Receieved SDG Original Sample Method Number	IP015 0.50 SOLID 27/06/2014 00:00:00 140628-70 9525890 TM048	6/7/14	Paul Fenney	-	Not Detected (#)	Not Detected (#)	Not Detected (#)	Not Detected (#)	Not Detected (#)	Not Detected (#)	Not Detected
Cust. Sample Ref. Depth (m) Sample Type Date Sampled Date Receieved SDG Original Sample Method Number	IP016 0.50 SOLID 27/06/2014 00:00:00 140628-70 9525855 TM048	6/7/14	Martin Cotterell	-	Not Detected (#)	Not Detected (#)	Not Detected (#)	Not Detected (#)	Not Detected (#)	Not Detected (#)	Not Detected
Cust. Sample Ref. Depth (m) Sample Type Date Sampled Date Receieved SDG Original Sample Method Number	IP017 0.50 SOLID 27/06/2014 00:00:00 140628-70 9525847 TM048	6/7/14	Martin Cotterell	-	Not Detected (#)	Not Detected (#)	Not Detected (#)	Not Detected (#)	Not Detected (#)	Not Detected (#)	Not Detected
Cust. Sample Ref. Depth (m) Sample Type Date Sampled Date Receieved SDG Original Sample Method Number	IP026 0.50 SOLID 27/06/2014 00:00:00 140628-70 9525872 TM048	6/7/14	Paul Fenney	-	Not Detected (#)	Not Detected (#)	Not Detected (#)	Not Detected (#)	Not Detected (#)	Not Detected (#)	Not Detected
Cust. Sample Ref. Depth (m) Sample Type Date Sampled Date Receieved SDG Original Sample Method Number	IP174 0.50 SOLID 27/06/2014 00:00:00 140628-70 9525810 TM048	6/7/14	Paul Fenney	-	Not Detected (#)	Not Detected (#)	Not Detected (#)	Not Detected (#)	Not Detected (#)	Not Detected (#)	Not Detected

CERTIFICATE OF ANALYSIS

SDG:	140628-70	**Location:**	Coed Darcy	**Order Number:**	CD0726
Job:	H_ATKINS_LDC-224	**Customer:**	Atkins Global Ltd	**Report Number:**	276172
Client Reference:	Site Wide Trial Pitting	**Attention:**	Fiona McMillan	**Superseded Report:**	

		Date of Analysis	Analysed By	Comments	Amosite (Brown) Asbestos	Chrysotile (White) Asbestos	Crocidolite (Blue) Asbestos	Fibrous Actinolite	Fibrous Anthophyllite	Fibrous Tremolite	Non-Asbestos Fibre
Cust. Sample Ref. Depth (m) Sample Type Date Sampled Date Receieved SDG Original Sample Method Number	IP175 0.50 SOLID 27/06/2014 00:00:00 140628-70 9525830 TM048	6/7/14	Paul Fenney	-	Not Detected (#)	Not Detected (#)	Not Detected (#)	Not Detected (#)	Not Detected (#)	Not Detected (#)	Not Detected
Cust. Sample Ref. Depth (m) Sample Type Date Sampled Date Receieved SDG Original Sample Method Number	IP189 0.50 SOLID 27/06/2014 00:00:00 140628-70 9525791 TM048	06/07/14	Martin Cotterell	-	Not Detected (#)	Not Detected (#)	Not Detected (#)	Not Detected (#)	Not Detected (#)	Not Detected (#)	Not Detected
Cust. Sample Ref. Depth (m) Sample Type Date Sampled Date Receieved SDG Original Sample Method Number	IP206 0.50 SOLID 27/06/2014 00:00:00 140628-70 9526149 TM048	6/7/14	Paul Fenney	-	Not Detected (#)	Not Detected (#)	Not Detected (#)	Not Detected (#)	Not Detected (#)	Not Detected (#)	Not Detected
Cust. Sample Ref. Depth (m) Sample Type Date Sampled Date Receieved SDG Original Sample Method Number	IP210 0.50 SOLID 27/06/2014 00:00:00 140628-70 9525974 TM048	6/7/14	Lauren Sargeant	-	Not Detected (#)	Not Detected (#)	Not Detected (#)	Not Detected (#)	Not Detected (#)	Not Detected (#)	Not Detected
Cust. Sample Ref. Depth (m) Sample Type Date Sampled Date Receieved SDG Original Sample Method Number	IP213 0.50 SOLID 27/06/2014 00:00:00 140628-70 9525770 TM048	6/7/14	Paul Fenney	-	Not Detected (#)	Not Detected (#)	Not Detected (#)	Not Detected (#)	Not Detected (#)	Not Detected (#)	Not Detected
Cust. Sample Ref. Depth (m) Sample Type Date Sampled Date Receieved SDG Original Sample Method Number	IP313 0.50 SOLID 27/06/2014 00:00:00 140628-70 9526090 TM048	06/07/14	Martin Cotterell	-	Not Detected (#)	Not Detected (#)	Not Detected (#)	Not Detected (#)	Not Detected (#)	Not Detected (#)	Not Detected

CERTIFICATE OF ANALYSIS

SDG:	140628-70	**Location:**	Coed Darcy	**Order Number:**	CD0726
Job:	H_ATKINS_LDC-224	**Customer:**	Atkins Global Ltd	**Report Number:**	276172
Client Reference:	Site Wide Trial Pitting	**Attention:**	Fiona McMillan	**Superseded Report:**	

		Date of Analysis	Analysed By	Comments	Amosite (Brown) Asbestos	Chrysotile (White) Asbestos	Crocidolite (Blue) Asbestos	Fibrous Actinolite	Fibrous Anthophyllite	Fibrous Tremolite	Non-Asbestos Fibre
Cust. Sample Ref. Depth (m) Sample Type Date Sampled Date Receieved SDG Original Sample Method Number	IP342 0.50 SOLID 27/06/2014 00:00:00 140628-70 9526059 TM048	6/7/14	Lauren Sargeant	-	Not Detected (#)	Not Detected (#)	Not Detected (#)	Not Detected (#)	Not Detected (#)	Not Detected (#)	Not Detected
Cust. Sample Ref. Depth (m) Sample Type Date Sampled Date Receieved SDG Original Sample Method Number	IP343 0.50 SOLID 27/06/2014 00:00:00 140628-70 9526071 TM048	6/7/14	Paul Fenney	-	Not Detected (#)	Not Detected (#)	Not Detected (#)	Not Detected (#)	Not Detected (#)	Not Detected (#)	Not Detected
Cust. Sample Ref. Depth (m) Sample Type Date Sampled Date Receieved SDG Original Sample Method Number	IP344 0.50 SOLID 27/06/2014 00:00:00 140628-70 9525904 TM048	6/7/14	Paul Fenney	-	Not Detected (#)	Not Detected (#)	Not Detected (#)	Not Detected (#)	Not Detected (#)	Not Detected (#)	Not Detected
Cust. Sample Ref. Depth (m) Sample Type Date Sampled Date Receieved SDG Original Sample Method Number	IP345 0.50 SOLID 27/06/2014 00:00:00 140628-70 9526034 TM048	6/7/14	Lauren Sargeant	-	Not Detected (#)	Not Detected (#)	Not Detected (#)	Not Detected (#)	Not Detected (#)	Not Detected (#)	Not Detected
Cust. Sample Ref. Depth (m) Sample Type Date Sampled Date Receieved SDG Original Sample Method Number	IP346 0.50 SOLID 27/06/2014 00:00:00 140628-70 9526081 TM048	06/07/14	Martin Cotterell	-	Not Detected (#)	Not Detected (#)	Not Detected (#)	Not Detected (#)	Not Detected (#)	Not Detected (#)	Not Detected
Cust. Sample Ref. Depth (m) Sample Type Date Sampled Date Receieved SDG Original Sample Method Number	IP347 0.50 SOLID 27/06/2014 00:00:00 140628-70 9526107 TM048	6/7/14	Paul Fenney	-	Not Detected (#)	Not Detected (#)	Not Detected (#)	Not Detected (#)	Not Detected (#)	Not Detected (#)	Not Detected

CERTIFICATE OF ANALYSIS

SDG:	140628-70	**Location:**	Coed Darcy	**Order Number:**	CD0726
Job:	H_ATKINS_LDC-224	**Customer:**	Atkins Global Ltd	**Report Number:**	276172
Client Reference:	Site Wide Trial Pitting	**Attention:**	Fiona McMillan	**Superseded Report:**	

		Date of Analysis	Analysed By	Comments	Amosite (Brown) Asbestos	Chrysotile (White) Asbestos	Crocidolite (Blue) Asbestos	Fibrous Actinolite	Fibrous Anthophyllite	Fibrous Tremolite	Non-Asbestos Fibre
Cust. Sample Ref. Depth (m) Sample Type Date Sampled Date Receieved SDG Original Sample Method Number	IP359 0.50 SOLID 27/06/2014 00:00:00 140628-70 9526125 TM048	6/7/14	Martin Cotterell	-	Not Detected (#)	Not Detected (#)	Not Detected (#)	Not Detected (#)	Not Detected (#)	Not Detected (#)	Not Detected
Cust. Sample Ref. Depth (m) Sample Type Date Sampled Date Receieved SDG Original Sample Method Number	IP360 0.50 SOLID 27/06/2014 00:00:00 140628-70 9526004 TM048	6/7/14	Paul Fenney	-	Not Detected (#)	Not Detected (#)	Not Detected (#)	Not Detected (#)	Not Detected (#)	Not Detected (#)	Not Detected
Cust. Sample Ref. Depth (m) Sample Type Date Sampled Date Receieved SDG Original Sample Method Number	IP361 0.50 SOLID 27/06/2014 00:00:00 140628-70 9525934 TM048	6/7/14	Martin Cotterell	-	Not Detected (#)	Not Detected (#)	Not Detected (#)	Not Detected (#)	Not Detected (#)	Not Detected (#)	Not Detected
Cust. Sample Ref. Depth (m) Sample Type Date Sampled Date Receieved SDG Original Sample Method Number	IP362 0.50 SOLID 27/06/2014 00:00:00 140628-70 9525958 TM048	6/7/14	Paul Fenney	-	Not Detected (#)	Not Detected (#)	Not Detected (#)	Not Detected (#)	Not Detected (#)	Not Detected (#)	Not Detected
Cust. Sample Ref. Depth (m) Sample Type Date Sampled Date Receieved SDG Original Sample Method Number	IP363 0.50 SOLID 27/06/2014 00:00:00 140628-70 9525982 TM048	6/7/14	Lauren Sargeant	-	Not Detected (#)	Not Detected (#)	Not Detected (#)	Not Detected (#)	Not Detected (#)	Not Detected (#)	Not Detected

CERTIFICATE OF ANALYSIS

SDG:	140628-70	**Location:**	Coed Darcy	**Order Number:**	CD0726
Job:	H_ATKINS_LDC-224	**Customer:**	Atkins Global Ltd	**Report Number:**	276172
Client Reference:	Site Wide Trial Pitting	**Attention:**	Fiona McMillan	**Superseded Report:**	

Table of Results - Appendix

Method No	Reference	Description	Wet/Dry Sample [1]	Surrogate Corrected
ASB_PREP				
PM001		Preparation of Samples for Metals Analysis		
PM024	Modified BS 1377	Soil preparation including homogenisation, moisture screens of soils for Asbestos Containing Material		
TM048	HSG 248, Asbestos: The analysts' guide for sampling, analysis and clearance procedures	Identification of Asbestos in Bulk Material		
TM089	Modified: US EPA Methods 8020 & 602	Determination of Gasoline Range Hydrocarbons (GRO) and BTEX (MTBE) compounds by Headspace GC-FID (C4-C12)		
TM132	In - house Method	ELTRA CS800 Operators Guide		
TM133	BS 1377: Part 3 1990;BS 6068-2.5	Determination of pH in Soil and Water using the GLpH pH Meter		
TM173	Analysis of Petroleum Hydrocarbons in Environmental Media – Total Petroleum Hydrocarbon Criteria	Determination of Speciated Extractable Petroleum Hydrocarbons in Soils by GC-FID		
TM181	US EPA Method 6010B	Determination of Routine Metals in Soil by iCap 6500 Duo ICP-OES		
TM218	Microwave extraction – EPA method 3546	Microwave extraction - EPA method 3546		

[1] Applies to Solid samples only. DRY indicates samples have been dried at 35°C. NA = not applicable.

CERTIFICATE OF ANALYSIS

SDG:	140628-70	**Location:**	Coed Darcy	**Order Number:**	CD0726
Job:	H_ATKINS_LDC-224	**Customer:**	Atkins Global Ltd	**Report Number:**	276172
Client Reference:	Site Wide Trial Pitting	**Attention:**	Fiona McMillan	**Superseded Report:**	

Test Completion Dates

Lab Sample No(s)	9525890	9525895	9525899	9525855	9525859	9525863	9525847	9525851	9525872	9525876
Customer Sample Ref.	IP015	IP015	IP015	IP016	IP016	IP016	IP017	IP017	IP026	IP026
AGS Ref.										
Depth	0.50	1.30	2.50	0.50	1.50	2.50	0.50	1.50	0.50	1.50
Type	SOLID	SOLID	SOLID	SOLID	SOLID	SOLID	SOLID	SOLID	SOLID	SOLID
Asbestos ID in Solid Samples	07-Jul-2014			07-Jul-2014			07-Jul-2014		07-Jul-2014	
EPH CWG (Aliphatic) GC (S)	08-Jul-2014	04-Jul-2014	04-Jul-2014	04-Jul-2014	05-Jul-2014	05-Jul-2014	03-Jul-2014	04-Jul-2014	07-Jul-2014	04-Jul-2014
EPH CWG (Aromatic) GC (S)	08-Jul-2014	04-Jul-2014	04-Jul-2014	04-Jul-2014	05-Jul-2014	05-Jul-2014	03-Jul-2014	04-Jul-2014	07-Jul-2014	04-Jul-2014
GRO by GC-FID (S)	05-Jul-2014	06-Jul-2014	06-Jul-2014	05-Jul-2014	06-Jul-2014	05-Jul-2014	05-Jul-2014	06-Jul-2014	05-Jul-2014	04-Jul-2014
Metals in solid samples by OES	08-Jul-2014	08-Jul-2014	08-Jul-2014	08-Jul-2014	08-Jul-2014	08-Jul-2014	08-Jul-2014	08-Jul-2014	08-Jul-2014	08-Jul-2014
PAH by GCMS	03-Jul-2014	03-Jul-2014	03-Jul-2014	04-Jul-2014	03-Jul-2014	03-Jul-2014	04-Jul-2014	03-Jul-2014	03-Jul-2014	04-Jul-2014
pH	07-Jul-2014	05-Jul-2014	05-Jul-2014	04-Jul-2014	05-Jul-2014	05-Jul-2014	04-Jul-2014	05-Jul-2014	07-Jul-2014	04-Jul-2014
Sample description	30-Jun-2014	01-Jul-2014	01-Jul-2014	01-Jul-2014	01-Jul-2014	01-Jul-2014	01-Jul-2014	01-Jul-2014	30-Jun-2014	02-Jul-2014
Total Organic Carbon	08-Jul-2014			07-Jul-2014					07-Jul-2014	
TPH CWG GC (S)	08-Jul-2014	06-Jul-2014	06-Jul-2014	05-Jul-2014	06-Jul-2014	05-Jul-2014	05-Jul-2014	06-Jul-2014	07-Jul-2014	04-Jul-2014

Lab Sample No(s)	9525880	9525884	9525810	9525814	9525818	9525826	9525830	9525834	9525839	9525843
Customer Sample Ref.	IP027	IP027	IP174	IP174	IP174	IP174	IP175	IP175	IP175	IP175
AGS Ref.										
Depth	0.50	1.50	0.50	1.50	2.50	3.30	0.50	1.50	2.50	3.50
Type	SOLID	SOLID	SOLID	SOLID	SOLID	SOLID	SOLID	SOLID	SOLID	SOLID
Asbestos ID in Solid Samples			07-Jul-2014				07-Jul-2014			
EPH CWG (Aliphatic) GC (S)	04-Jul-2014	04-Jul-2014	07-Jul-2014	04-Jul-2014	03-Jul-2014	04-Jul-2014	08-Jul-2014	05-Jul-2014	04-Jul-2014	04-Jul-2014
EPH CWG (Aromatic) GC (S)	04-Jul-2014	04-Jul-2014	07-Jul-2014	04-Jul-2014	03-Jul-2014	04-Jul-2014	08-Jul-2014	05-Jul-2014	04-Jul-2014	04-Jul-2014
GRO by GC-FID (S)	04-Jul-2014	05-Jul-2014	04-Jul-2014	04-Jul-2014	04-Jul-2014	04-Jul-2014	04-Jul-2014	04-Jul-2014	04-Jul-2014	05-Jul-2014
Metals in solid samples by OES	08-Jul-2014	08-Jul-2014	08-Jul-2014	08-Jul-2014	08-Jul-2014	08-Jul-2014	08-Jul-2014	07-Jul-2014	07-Jul-2014	08-Jul-2014
PAH by GCMS	04-Jul-2014	04-Jul-2014	03-Jul-2014	04-Jul-2014	04-Jul-2014	03-Jul-2014	03-Jul-2014	03-Jul-2014	03-Jul-2014	03-Jul-2014
pH	04-Jul-2014	04-Jul-2014	07-Jul-2014	04-Jul-2014	04-Jul-2014	05-Jul-2014	07-Jul-2014	05-Jul-2014	05-Jul-2014	05-Jul-2014
Sample description	02-Jul-2014	02-Jul-2014	30-Jun-2014	02-Jul-2014	02-Jul-2014	01-Jul-2014	01-Jul-2014	01-Jul-2014	01-Jul-2014	01-Jul-2014
Total Organic Carbon				07-Jul-2014			08-Jul-2014			
TPH CWG GC (S)	04-Jul-2014	05-Jul-2014	07-Jul-2014	04-Jul-2014	04-Jul-2014	04-Jul-2014	08-Jul-2014	05-Jul-2014	04-Jul-2014	05-Jul-2014

Lab Sample No(s)	9525791	9525796	9525801	9525806	9525775	9525781	9525786	9526149	9525974	9526030
Customer Sample Ref.	IP189	IP189	IP189	IP189	IP206	IP206	IP206	IP206	IP210	IP210
AGS Ref.										
Depth	0.50	1.50	2.50	3.50	1.80	2.50	3.60	0.50	0.50	1.60
Type	SOLID	SOLID	SOLID	SOLID	SOLID	SOLID	SOLID	SOLID	SOLID	SOLID
Asbestos ID in Solid Samples	07-Jul-2014							07-Jul-2014	07-Jul-2014	
EPH CWG (Aliphatic) GC (S)	05-Jul-2014	03-Jul-2014	03-Jul-2014	05-Jul-2014	03-Jul-2014	04-Jul-2014	08-Jul-2014	08-Jul-2014	08-Jul-2014	04-Jul-2014
EPH CWG (Aromatic) GC (S)	05-Jul-2014	03-Jul-2014	03-Jul-2014	03-Jul-2014	03-Jul-2014	04-Jul-2014	08-Jul-2014	08-Jul-2014	08-Jul-2014	04-Jul-2014
GRO by GC-FID (S)	05-Jul-2014	05-Jul-2014	06-Jul-2014	05-Jul-2014	05-Jul-2014	04-Jul-2014	06-Jul-2014	05-Jul-2014	04-Jul-2014	05-Jul-2014
Metals in solid samples by OES	08-Jul-2014	08-Jul-2014	08-Jul-2014	07-Jul-2014	07-Jul-2014	07-Jul-2014	08-Jul-2014	08-Jul-2014	08-Jul-2014	08-Jul-2014
PAH by GCMS	04-Jul-2014	03-Jul-2014	03-Jul-2014	03-Jul-2014	04-Jul-2014	02-Jul-2014	03-Jul-2014	03-Jul-2014	03-Jul-2014	07-Jul-2014
pH	04-Jul-2014	05-Jul-2014	05-Jul-2014	05-Jul-2014	05-Jul-2014	05-Jul-2014	05-Jul-2014	04-Jul-2014	07-Jul-2014	05-Jul-2014
Sample description	01-Jul-2014	01-Jul-2014	01-Jul-2014	01-Jul-2014	01-Jul-2014	30-Jun-2014	01-Jul-2014	30-Jun-2014	30-Jun-2014	30-Jun-2014
Total Organic Carbon		07-Jul-2014								07-Jul-2014
TPH CWG GC (S)	05-Jul-2014	05-Jul-2014	06-Jul-2014	05-Jul-2014	05-Jul-2014	04-Jul-2014	08-Jul-2014	08-Jul-2014	08-Jul-2014	05-Jul-2014

Lab Sample No(s)	9526077	9526120	9525770	9525822	9525868	9525922	9526090	9526094	9526098	9526103
Customer Sample Ref.	IP210	IP210	IP213	IP213	IP213	IP213	IP313	IP313	IP313	IP313
AGS Ref.										
Depth	2.50	3.50	0.50	1.50	2.50	3.00	0.50	1.50	2.50	3.50
Type	SOLID	SOLID	SOLID	SOLID	SOLID	SOLID	SOLID	SOLID	SOLID	SOLID
Asbestos ID in Solid Samples			07-Jul-2014				07-Jul-2014			
EPH CWG (Aliphatic) GC (S)	04-Jul-2014	04-Jul-2014	07-Jul-2014	08-Jul-2014	08-Jul-2014	03-Jul-2014	04-Jul-2014	04-Jul-2014	04-Jul-2014	04-Jul-2014
EPH CWG (Aromatic) GC (S)	04-Jul-2014	04-Jul-2014	07-Jul-2014	08-Jul-2014	08-Jul-2014	03-Jul-2014	04-Jul-2014	04-Jul-2014	04-Jul-2014	04-Jul-2014
GRO by GC-FID (S)	05-Jul-2014	06-Jul-2014	05-Jul-2014	04-Jul-2014	04-Jul-2014	05-Jul-2014	05-Jul-2014	05-Jul-2014	05-Jul-2014	05-Jul-2014
Metals in solid samples by OES	08-Jul-2014	07-Jul-2014	08-Jul-2014	04-Jul-2014	04-Jul-2014	08-Jul-2014	08-Jul-2014	08-Jul-2014	08-Jul-2014	08-Jul-2014
PAH by GCMS	07-Jul-2014	04-Jul-2014	03-Jul-2014	07-Jul-2014	04-Jul-2014	04-Jul-2014	03-Jul-2014	04-Jul-2014	04-Jul-2014	03-Jul-2014
pH	05-Jul-2014	05-Jul-2014	04-Jul-2014	05-Jul-2014	05-Jul-2014	05-Jul-2014	04-Jul-2014	05-Jul-2014	05-Jul-2014	05-Jul-2014
Sample description	30-Jun-2014	30-Jun-2014	30-Jun-2014	30-Jun-2014	30-Jun-2014	01-Jul-2014	01-Jul-2014	30-Jun-2014	30-Jun-2014	01-Jul-2014
Total Organic Carbon			07-Jul-2014					07-Jul-2014		
TPH CWG GC (S)	05-Jul-2014	06-Jul-2014	07-Jul-2014	08-Jul-2014	08-Jul-2014	05-Jul-2014	05-Jul-2014	05-Jul-2014	05-Jul-2014	05-Jul-2014

CERTIFICATE OF ANALYSIS

SDG:	140628-70	**Location:**	Coed Darcy	**Order Number:**	CD0726
Job:	H_ATKINS_LDC-224	**Customer:**	Atkins Global Ltd	**Report Number:**	276172
Client Reference:	Site Wide Trial Pitting	**Attention:**	Fiona McMillan	**Superseded Report:**	

Lab Sample No(s)	9526059	9526063	9526067	9526071	9526075	9535319	9535320	9525904	9525909	9525913
Customer Sample Ref.	IP342	IP342	IP342	IP343	IP343	IP343	IP343	IP344	IP344	IP344
AGS Ref.										
Depth	0.50	1.50	2.50	0.50	1.50	2.50	3.50	0.50	1.50	2.50
Type	SOLID	SOLID	SOLID	SOLID	SOLID	SOLID	SOLID	SOLID	SOLID	SOLID
Asbestos ID in Solid Samples	07-Jul-2014			07-Jul-2014				07-Jul-2014		
EPH CWG (Aliphatic) GC (S)	05-Jul-2014	04-Jul-2014	04-Jul-2014	04-Jul-2014	04-Jul-2014	04-Jul-2014	05-Jul-2014	07-Jul-2014	04-Jul-2014	04-Jul-2014
EPH CWG (Aromatic) GC (S)	05-Jul-2014	04-Jul-2014	04-Jul-2014	04-Jul-2014	04-Jul-2014	04-Jul-2014	05-Jul-2014	07-Jul-2014	04-Jul-2014	04-Jul-2014
GRO by GC-FID (S)	05-Jul-2014	05-Jul-2014	05-Jul-2014	04-Jul-2014	04-Jul-2014	05-Jul-2014	04-Jul-2014	04-Jul-2014	04-Jul-2014	04-Jul-2014
Metals in solid samples by OES	08-Jul-2014	08-Jul-2014	08-Jul-2014	08-Jul-2014	07-Jul-2014	08-Jul-2014	08-Jul-2014	08-Jul-2014	04-Jul-2014	08-Jul-2014
PAH by GCMS	03-Jul-2014	03-Jul-2014	03-Jul-2014	03-Jul-2014	03-Jul-2014	03-Jul-2014	03-Jul-2014	03-Jul-2014	02-Jul-2014	02-Jul-2014
pH	04-Jul-2014	04-Jul-2014	05-Jul-2014	07-Jul-2014	05-Jul-2014	05-Jul-2014	05-Jul-2014	04-Jul-2014	05-Jul-2014	05-Jul-2014
Sample description	01-Jul-2014	01-Jul-2014	01-Jul-2014	30-Jun-2014	01-Jul-2014	01-Jul-2014	01-Jul-2014	30-Jun-2014	30-Jun-2014	30-Jun-2014
Total Organic Carbon			07-Jul-2014				07-Jul-2014	07-Jul-2014		
TPH CWG GC (S)	05-Jul-2014	05-Jul-2014	05-Jul-2014	04-Jul-2014	04-Jul-2014	05-Jul-2014	05-Jul-2014	07-Jul-2014	04-Jul-2014	04-Jul-2014

Lab Sample No(s)	9525926	9525930	9526034	9526039	9526045	9526052	9526081	9537238	9526107	9526111
Customer Sample Ref.	IP344	IP344	IP345	IP345	IP345	IP345	IP346	IP346	IP347	IP347
AGS Ref.										
Depth	3.50	4.50	0.50	1.50	2.50	3.50	0.50	1.50	0.50	1.50
Type	SOLID	SOLID	SOLID	SOLID	SOLID	SOLID	SOLID	SOLID	SOLID	SOLID
Asbestos ID in Solid Samples			07-Jul-2014				07-Jul-2014		07-Jul-2014	
EPH CWG (Aliphatic) GC (S)	04-Jul-2014	04-Jul-2014	08-Jul-2014	04-Jul-2014	03-Jul-2014	03-Jul-2014	04-Jul-2014	04-Jul-2014	08-Jul-2014	04-Jul-2014
EPH CWG (Aromatic) GC (S)	04-Jul-2014	04-Jul-2014	08-Jul-2014	04-Jul-2014	03-Jul-2014	03-Jul-2014	04-Jul-2014	04-Jul-2014	08-Jul-2014	04-Jul-2014
GRO by GC-FID (S)	04-Jul-2014	04-Jul-2014	04-Jul-2014	04-Jul-2014	04-Jul-2014	04-Jul-2014	05-Jul-2014	05-Jul-2014	05-Jul-2014	05-Jul-2014
Metals in solid samples by OES	08-Jul-2014	08-Jul-2014	08-Jul-2014	07-Jul-2014	04-Jul-2014	07-Jul-2014	08-Jul-2014	08-Jul-2014	08-Jul-2014	08-Jul-2014
PAH by GCMS	04-Jul-2014	04-Jul-2014	03-Jul-2014	03-Jul-2014	04-Jul-2014	04-Jul-2014	03-Jul-2014	04-Jul-2014	03-Jul-2014	04-Jul-2014
pH	05-Jul-2014	05-Jul-2014	04-Jul-2014	05-Jul-2014	05-Jul-2014	05-Jul-2014	04-Jul-2014	05-Jul-2014	04-Jul-2014	05-Jul-2014
Sample description	30-Jun-2014	30-Jun-2014	30-Jun-2014	01-Jul-2014	02-Jul-2014	02-Jul-2014	01-Jul-2014	30-Jun-2014	30-Jun-2014	30-Jun-2014
Total Organic Carbon				02-Jul-2014					08-Jul-2014	
TPH CWG GC (S)	04-Jul-2014	04-Jul-2014	08-Jul-2014	04-Jul-2014	04-Jul-2014	04-Jul-2014	05-Jul-2014	05-Jul-2014	08-Jul-2014	05-Jul-2014

Lab Sample No(s)	9526115	9526125	9526129	9526133	9526139	9526144	9526004	9526008	9526012	9526017
Customer Sample Ref.	IP347	IP359	IP359	IP359	IP359	IP359	IP360	IP360	IP360	IP360
AGS Ref.										
Depth	2.50	0.50	1.50	2.50	3.50	4.50	0.50	1.50	2.50	3.50
Type	SOLID	SOLID	SOLID	SOLID	SOLID	SOLID	SOLID	SOLID	SOLID	SOLID
Asbestos ID in Solid Samples		07-Jul-2014					07-Jul-2014			
EPH CWG (Aliphatic) GC (S)	04-Jul-2014	04-Jul-2014	04-Jul-2014	04-Jul-2014	04-Jul-2014	04-Jul-2014	08-Jul-2014	04-Jul-2014	04-Jul-2014	04-Jul-2014
EPH CWG (Aromatic) GC (S)	04-Jul-2014	04-Jul-2014	04-Jul-2014	04-Jul-2014	04-Jul-2014	04-Jul-2014	08-Jul-2014	04-Jul-2014	04-Jul-2014	04-Jul-2014
GRO by GC-FID (S)	05-Jul-2014	05-Jul-2014	05-Jul-2014	05-Jul-2014	05-Jul-2014	05-Jul-2014	05-Jul-2014	05-Jul-2014	05-Jul-2014	05-Jul-2014
Metals in solid samples by OES	08-Jul-2014	08-Jul-2014	08-Jul-2014	08-Jul-2014	08-Jul-2014	08-Jul-2014	08-Jul-2014	08-Jul-2014	08-Jul-2014	08-Jul-2014
PAH by GCMS	04-Jul-2014	04-Jul-2014	02-Jul-2014	01-Jul-2014	03-Jul-2014	04-Jul-2014	03-Jul-2014	02-Jul-2014	04-Jul-2014	04-Jul-2014
pH	05-Jul-2014	07-Jul-2014	05-Jul-2014	05-Jul-2014	05-Jul-2014	05-Jul-2014	07-Jul-2014	05-Jul-2014	05-Jul-2014	05-Jul-2014
Sample description	30-Jun-2014	30-Jun-2014	30-Jun-2014	30-Jun-2014	30-Jun-2014	30-Jun-2014	30-Jun-2014	30-Jun-2014	30-Jun-2014	30-Jun-2014
Total Organic Carbon		08-Jul-2014					08-Jul-2014			
TPH CWG GC (S)	05-Jul-2014	05-Jul-2014	05-Jul-2014	05-Jul-2014	05-Jul-2014	05-Jul-2014	08-Jul-2014	05-Jul-2014	05-Jul-2014	05-Jul-2014

Lab Sample No(s)	9526021	9525934	9525938	9525944	9525950	9525954	9525958	9525964	9525970	9525978
Customer Sample Ref.	IP360	IP361	IP361	IP361	IP361	IP361	IP362	IP362	IP362	IP362
AGS Ref.										
Depth	4.50	0.50	1.50	2.50	3.50	4.50	0.50	1.50	2.50	3.50
Type	SOLID	SOLID	SOLID	SOLID	SOLID	SOLID	SOLID	SOLID	SOLID	SOLID
Asbestos ID in Solid Samples		07-Jul-2014					07-Jul-2014			
EPH CWG (Aliphatic) GC (S)	04-Jul-2014	07-Jul-2014	04-Jul-2014	04-Jul-2014	04-Jul-2014	04-Jul-2014	07-Jul-2014	04-Jul-2014	04-Jul-2014	04-Jul-2014
EPH CWG (Aromatic) GC (S)	04-Jul-2014	07-Jul-2014	04-Jul-2014	04-Jul-2014	04-Jul-2014	04-Jul-2014	07-Jul-2014	04-Jul-2014	04-Jul-2014	04-Jul-2014
GRO by GC-FID (S)	05-Jul-2014	04-Jul-2014	04-Jul-2014	04-Jul-2014	04-Jul-2014	05-Jul-2014	04-Jul-2014	04-Jul-2014	04-Jul-2014	04-Jul-2014
Metals in solid samples by OES	08-Jul-2014	08-Jul-2014	08-Jul-2014	08-Jul-2014	08-Jul-2014	08-Jul-2014	08-Jul-2014	07-Jul-2014	04-Jul-2014	07-Jul-2014
PAH by GCMS	04-Jul-2014	03-Jul-2014	02-Jul-2014	04-Jul-2014	02-Jul-2014	02-Jul-2014	03-Jul-2014	02-Jul-2014	04-Jul-2014	02-Jul-2014
pH	05-Jul-2014	04-Jul-2014	05-Jul-2014	05-Jul-2014	05-Jul-2014	05-Jul-2014	04-Jul-2014	05-Jul-2014	05-Jul-2014	05-Jul-2014
Sample description	30-Jun-2014	30-Jun-2014	30-Jun-2014	30-Jun-2014	30-Jun-2014	30-Jun-2014	30-Jun-2014	30-Jun-2014	30-Jun-2014	30-Jun-2014
Total Organic Carbon		07-Jul-2014		07-Jul-2014			07-Jul-2014			
TPH CWG GC (S)	05-Jul-2014	07-Jul-2014	04-Jul-2014	04-Jul-2014	04-Jul-2014	05-Jul-2014	07-Jul-2014	04-Jul-2014	04-Jul-2014	04-Jul-2014

CERTIFICATE OF ANALYSIS

SDG:	140628-70	**Location:**	Coed Darcy	**Order Number:**	CD0726
Job:	H_ATKINS_LDC-224	**Customer:**	Atkins Global Ltd	**Report Number:**	276172
Client Reference:	Site Wide Trial Pitting	**Attention:**	Fiona McMillan	**Superseded Report:**	

Lab Sample No(s)	9525982	9525990	9525994	9525999
Customer Sample Ref.	IP363	IP363	IP363	IP363
AGS Ref.				
Depth	0.50	1.50	2.50	3.50
Type	SOLID	SOLID	SOLID	SOLID
Asbestos ID in Solid Samples	07-Jul-2014			
EPH CWG (Aliphatic) GC (S)	05-Jul-2014	04-Jul-2014	04-Jul-2014	04-Jul-2014
EPH CWG (Aromatic) GC (S)	05-Jul-2014	04-Jul-2014	04-Jul-2014	04-Jul-2014
GRO by GC-FID (S)	05-Jul-2014	05-Jul-2014	05-Jul-2014	05-Jul-2014
Metals in solid samples by OES	08-Jul-2014	08-Jul-2014	08-Jul-2014	08-Jul-2014
PAH by GCMS	03-Jul-2014	03-Jul-2014	03-Jul-2014	02-Jul-2014
pH	04-Jul-2014	05-Jul-2014	05-Jul-2014	05-Jul-2014
Sample description	01-Jul-2014	01-Jul-2014	01-Jul-2014	30-Jun-2014
Total Organic Carbon	07-Jul-2014			
TPH CWG GC (S)	05-Jul-2014	05-Jul-2014	05-Jul-2014	05-Jul-2014

SDG:	140628-70	**Location:**	Coed Darcy	**Order Number:**	CD0726
Job:	H_ATKINS_LDC-224	**Customer:**	Atkins Global Ltd	**Report Number:**	276172
Client Reference:	Site Wide Trial Pitting	**Attention:**	Fiona McMillan	**Superseded Report:**	

Appendix
General

1. Results are expressed on a dry weight basis (dried at 35ºC) for all soil analyses except for the following: NRA and CEN Leach tests, flash point LOI, pH, ammonium as NH4 by the BRE method, VOC TICS and SVOC TICS.

2. Samples will be run in duplicate upon request, but an additional charge may be incurred.

3. If sufficient sample is received a sub sample will be retained free of charge for 30 days after analysis is completed (e-mailed) for all sample types unless the sample is destroyed on testing. The prepared soil sub sample that is analysed for asbestos will be retained for a period of 6 months after the analysis date. All bulk samples will be retained for a period of 6 months after the analysis date. All samples received and not scheduled will be disposed of one month after the date of receipt unless we are instructed to the contrary. Once the initial period has expired, a storage charge will be applied for each month or part thereof until the client cancels the request for sample storage. ALcontrol Laboratories reserve the right to charge for samples received and stored but not analysed.

4. With respect to turnaround, we will always endeavour to meet client requirements wherever possible, but turnaround times cannot be absolutely guaranteed due to so many variables beyond our control.

5. We take responsibility for any test performed by sub-contractors (marked with an asterisk). We endeavour to use UKAS/MCERTS Accredited Laboratories, who either complete a quality questionnaire or are audited by ourselves. For some determinands there are no UKAS/MCERTS Accredited Laboratories, in this instance a laboratory with a known track record will be utilised.

6. When requested, the individual sub sample scheduled will be analysed in house for the presence of asbestos fibres and asbestos containing material by our documented in house method TM048 based on HSG 248 (2005), which is accredited to ISO17025. If a specific asbestos fibre type is not found this will be reported as “Not detected”. If no asbestos fibre types are found all will be reported as “Not detected” and the sub sample analysed deemed to be clear of asbestos. If an asbestos fibre type is found it will be reported as detected (for each fibre type found). Testing can be carried out on asbestos positive samples, but, due to Health and Safety considerations, may be replaced by alternative tests or reported as No Determination Possible. The quantity of asbestos present is not determined unless specifically requested.

7. If no separate volatile sample is supplied by the client, or if a headspace or sediment is present in the volatile sample, the integrity of the data may be compromised. This will be flagged up as an invalid VOC on the test schedule and the result marked as deviating on the test certificate.

8. If appropriate preserved bottles are not received preservation will take place on receipt. However, the integrity of the data may be compromised.

9. NDP -No determination possible due to insufficient/unsuitable sample.

10. Metals in water are performed on a filtered sample, and therefore represent dissolved metals -total metals must be requested separately.

11. Results relate only to the items tested.

12. LODs for wet tests reported on a dry weight basis are not corrected for moisture content.

13. **Surrogate recoveries** -Most of our organic methods include surrogates, the recovery of which is monitored and reported. For EPH, MO, PAH, GRO and VOCs on soils the result is not surrogate corrected, but a percentage recovery is quoted. Acceptable limits for most organic methods are 70 -130 %.

14. **Product analyses** -Organic analyses on products can only be semi-quantitative due to the matrix effects and high dilution factors
employed.

15. Phenols monohydric by HPLC include phenol, cresols (2-Methylphenol, 3-Methylphenol and 4-Methylphenol) and Xylenols (2,3 Dimethylphenol, 2,4 Dimethylphenol, 2,5 Dimethylphenol, 2,6 Dimethylphenol, 3,4 Dimethyphenol, 3,5 Dimethylphenol).

16. Total of 5 speciated phenols by HPLC includes Phenol, 2,3,5-Trimethyl Phenol, 2-Isopropylphenol, Cresols and Xylenols (as detailed in 15).

17. Stones/debris are not routinely removed. We always endeavour to take a representative sub sample from the received sample.

18. In certain circumstances the method detection limit may be elevated due to the sample being outside the calibration range. Other factors that may contribute to this include possible interferences. In both cases the sample would be diluted which would cause the method detection limit to be raised.

19. Mercury results quoted on soils will not include volatile mercury as the analysis is performed on a dried and crushed sample.

20. For the BSEN 12457-3 two batch process to allow the cumulative release to be calculated, the volume of the leachate produced is measured and filtered for all tests. We therefore cannot carry out any unfiltered analysis. The tests affected include volatiles GCFID/GCMS and all subcontracted analysis.

21. For all leachate preparations (NRA, DIN, TCLP, BSEN 12457-1, 2, 3) volatile loss may occur, as we do not employ zero headspace extraction.

22. We are accredited to MCERTS for sand, clay and loam/topsoil, or any of these materials - whether these are derived from naturally occurring soil profiles, or from fill/made ground, as long as these materials constitute the major part of the sample. Other coarse granular material such as concrete, gravel and brick are not accredited if they comprise the major part of the sample.

23. Analysis and identification of specific compounds using GCFID is by retention time only, and we routinely calibrate and quantify for benzene, toluene, ethylbenzenes and xylenes (BTEX). For total volatiles in the C5-C12 range, the total area of the chromatogram is integrated and expressed as ug/kg or ug/l. Although this analysis is commonly used for the quantification of gasoline range organics (GRO), the system will also detect other compounds such as chlorinated solvents, and this may lead to a falsely high result with respect to hydrocarbons only. It is not possible to specifically identify these non-hydrocarbons, as standards are not routinely run for any other compounds, and for more definitive identification, volatiles by GCMS should be utilised.

Sample Deviations

1	Container with Headspace provided for volatiles analysis
2	Incorrect container received
3	Deviation from method
4	Holding time exceeded before sample received
5	Samples exceeded holding time before presevation was performed
§	Sampled on date not provided
♦	Sample holding time exceeded in laboratory
@	Sample holding time exceeded due to sampled on date
&	Sample Holding Time exceeded - Late arrival of instructions.

Asbestos

Identification of Asbestos in Bulk Materials & Soils

The results for identification of asbestos in bulk materials are obtained from supplied bulk materials which have been examined to determine the presence of asbestos fibres using Alcontrol Laboratories (Hawarden) in-house method of transmitted/polarised light microscopy and central stop dispersion staining, based on HSG 248 (2005).

The results for identification of asbestos in soils are obtained from a homogenised sub sample which has been examined to determine the presence of asbestos fibres using Alcontrol Laboratories (Hawarden) in-house method of transmitted/polarised light microscopy and central stop dispersion staining, based on HSG 248 (2005).

Asbestos Type	Common Name
Chrysotile	White Asbestos
Amosite	Brown Asbestos
Crocidolite	Blue Asbestos
Fibrous Actinolite	-
Fibrous Anthophyllite	-
Fibrous Tremolite	-

Visual Estimation Of Fibre Content

Estimation of fibre content is not permitted as part of our UKAS accredited test other than: -
Trace -Where only one or two asbestos fibres were identified.

Further guidance on typical asbestos fibre content of manufactured products can be found in HSG 264.

The identification of asbestos containing materials and soils falls within our schedule of tests for which we hold UKAS accreditation, however opinions, interpretations and all other information contained in the report are outside the scope of UKAS accreditation.

ALcontrol Laboratories

Unit 7-8 Hawarden Business Park
Manor Road (off Manor Lane)
Hawarden
Deeside
CH5 3US
Tel: (01244) 528700
Fax: (01244) 528701
email: mkt@alcontrol.com
Website: www.alcontrol.com

Atkins Global Ltd
Project Jonah site office
Llan Coed House
Suite 24
Coed Darcy
Llandarcy
SA10 6HJ

Attention: Jack Lowrie

CERTIFICATE OF ANALYSIS

Date:	17 July 2014
Customer:	H_ATKINS_LDC
Sample Delivery Group (SDG):	140628-58
Your Reference:	Site Wide Trial Pitting
Location:	Coed Darcy
Report No:	277181

We received 91 samples on Saturday June 28, 2014 and 91 of these samples were scheduled for analysis which was completed on Thursday July 17, 2014. Accredited laboratory tests are defined within the report, but opinions, interpretations and on-site data expressed herein are outside the scope of ISO 17025 accreditation.

Should this report require incorporation into client reports, it must be used in its entirety and not simply with the data sections alone.

All chemical testing (unless subcontracted) is performed at ALcontrol Hawarden Laboratories.

Approved By:



Sonia McWhan

Operations Manager

CERTIFICATE OF ANALYSIS

SDG:	140628-58	**Location:**	Coed Darcy	**Order Number:**	CD0725
Job:	H_ATKINS_LDC-224	**Customer:**	Atkins Global Ltd	**Report Number:**	277181
Client Reference:	Site Wide Trial Pitting	**Attention:**	Jack Lowrie	**Superseded Report:**	

Received Sample Overview

Lab Sample No(s)	Customer Sample Ref.	AGS Ref.	Depth (m)	Sampled Date
9525014	IP004		0.50	26/06/2014
9525018	IP004		1.50	26/06/2014
9525004	IP005		0.50	26/06/2014
9525010	IP005		1.50	26/06/2014
9525022	IP008		0.50	26/06/2014
9525036	IP008		1.50	26/06/2014
9525052	IP103		0.50	26/06/2014
9525056	IP103		1.50	26/06/2014
9525060	IP104		0.50	26/06/2014
9525064	IP104		1.50	26/06/2014
9525040	IP105		0.50	26/06/2014
9525044	IP105		1.50	26/06/2014
9525048	IP105		2.50	26/06/2014
9524816	IP132		0.50	26/06/2014
9524820	IP132		1.50	26/06/2014
9524824	IP132		2.50	26/06/2014
9524830	IP132		3.50	26/06/2014
9524835	IP132		4.50	26/06/2014
9525068	IP141		0.50	26/06/2014
9525072	IP141		1.50	26/06/2014
9525081	IP142		0.50	26/06/2014
9525085	IP142		1.50	26/06/2014
9525089	IP172		0.50	26/06/2014
9525093	IP172		1.50	26/06/2014
9525097	IP173		0.50	26/06/2014
9525101	IP173		1.40	26/06/2014
9525105	IP173		1.80	26/06/2014
9525109	IP197		0.50	26/06/2014
9525113	IP197		1.50	26/06/2014
9525117	IP197		1.70	26/06/2014
9525126	IP197		2.50	26/06/2014
9525131	IP209		0.50	26/06/2014
9525135	IP209		1.00	26/06/2014
9525139	IP209		1.60	26/06/2014
9525144	IP209		2.50	26/06/2014
9525165	IP212		0.50	26/06/2014
9525173	IP212		1.30	26/06/2014
9525177	IP212		1.60	26/06/2014
9525148	IP214		0.50	26/06/2014
9525152	IP214		1.40	26/06/2014
9525156	IP214		2.10	26/06/2014
9525160	IP214		3.40	26/06/2014
9524852	IP282		0.50	26/06/2014
9524856	IP282		1.50	26/06/2014
9524860	IP282		1.80	26/06/2014
9524864	IP314		0.50	26/06/2014
9524868	IP314		1.50	26/06/2014
9524872	IP314		2.50	26/06/2014
9524905	IP315		0.50	26/06/2014
9524909	IP315		1.50	26/06/2014
9524914	IP315		2.50	26/06/2014
9524919	IP315		3.50	26/06/2014
9524876	IP316		0.50	26/06/2014
9524880	IP316		1.50	26/06/2014
9524888	IP316		2.50	26/06/2014
9524892	IP317		0.50	26/06/2014

CERTIFICATE OF ANALYSIS

SDG:	140628-58	**Location:**	Coed Darcy	**Order Number:**	CD0725
Job:	H_ATKINS_LDC-224	**Customer:**	Atkins Global Ltd	**Report Number:**	277181
Client Reference:	Site Wide Trial Pitting	**Attention:**	Jack Lowrie	**Superseded Report:**	

9524896	IP317	1.50	26/06/2014
9524901	IP317	2.50	26/06/2014
9524844	IP318	0.50	26/06/2014
9524848	IP318	1.50	26/06/2014
9524792	TP7044	0.50	26/06/2014
9524839	TP7044	1.00	26/06/2014
9524884	TP7044	2.00	26/06/2014
9524932	TP7045	0.50	26/06/2014
9524979	TP7045	1.50	26/06/2014
9525027	TP7045	2.50	26/06/2014
9525077	TP7046	0.50	26/06/2014
9525121	TP7046	1.50	26/06/2014
9525169	TP7046	2.50	26/06/2014
9524796	TP7046	3.40	26/06/2014
9524800	TP7047	0.50	26/06/2014
9524804	TP7047	1.50	26/06/2014
9524808	TP7047	2.50	26/06/2014
9524812	TP7047	3.50	26/06/2014
9524923	TP7512	0.50	26/06/2014
9524927	TP7512	1.50	26/06/2014
9524936	TP7513	0.50	26/06/2014
9524940	TP7513	1.50	26/06/2014
9524944	TP7513	2.50	26/06/2014
9524949	TP7514	0.50	26/06/2014
9524953	TP7514	1.50	26/06/2014
9524957	TP7515	0.50	26/06/2014
9524962	TP7515	1.50	26/06/2014
9524966	TP7516	0.50	26/06/2014
9524970	TP7516	1.50	26/06/2014
9524974	TP7517	0.50	26/06/2014
9524983	TP7517	1.50	26/06/2014
9524987	TP7517	2.50	26/06/2014
9524991	TP7518	0.50	26/06/2014
9524995	TP7518	1.50	26/06/2014
9525000	TP7518	2.50	26/06/2014

Only received samples which have had analysis scheduled will be shown on the following pages.

CERTIFICATE OF ANALYSIS

SDG:	140628-58	**Location:**	Coed Darcy	**Order Number:**	CD0725
Job:	H_ATKINS_LDC-224	**Customer:**	Atkins Global Ltd	**Report Number:**	277181
Client Reference:	Site Wide Trial Pitting	**Attention:**	Jack Lowrie	**Superseded Report:**	

SOLID

Results Legend

X **Test**

N **No Determination Possible**

			Lab Sample No(s)	Customer Sample Reference	AGS Reference	Depth (m)	Container
Asbestos ID in Solid Samples	All	NDPs: 0 Tests: 32	9525014	IP004		0.50	250g Amber Jar (AL)
			9525018	IP004		1.50	400g Tub (ALE214)
			9525004	IP005		0.50	60g VOC (ALE215)
			9525010	IP005		1.50	250g Amber Jar (AL)
			9525022	IP008		0.50	400g Tub (ALE214)
			9525036	IP008		1.50	60g VOC (ALE215)
			9525052	IP103		0.50	250g Amber Jar (AL)
			9525056	IP103		1.50	400g Tub (ALE214)
			9525060	IP104		0.50	60g VOC (ALE215)
			9525064	IP104		1.50	250g Amber Jar (AL)
			9525040	IP105		0.50	400g Tub (ALE214)
			9525044	IP105		1.50	60g VOC (ALE215)
			9525048	IP105		2.50	250g Amber Jar (AL)
			9524816	IP132		0.50	60g VOC (ALE215)
							250g Amber Jar (AL)
Asbestos Quantification - Full	All	NDPs: 0 Tests: 4					
EPH CWG (Aliphatic) GC (S)	All	NDPs: 0 Tests: 91					
EPH CWG (Aromatic) GC (S)	All	NDPs: 0 Tests: 91					
GRO by GC-FID (S)	All	NDPs: 0 Tests: 91					
Metals in solid samples by OES	All	NDPs: 0 Tests: 91					
PAH by GCMS	All	NDPs: 0 Tests: 91					
pH	All	NDPs: 0 Tests: 91					
Sample description	All	NDPs: 0 Tests: 88					
Total Organic Carbon	All	NDPs: 0 Tests: 6					
TPH CWG GC (S)	All	NDPs: 0 Tests: 91					

SDG:	140628-58	**Location:**	Coed Darcy	**Order Number:**	CD0725
Job:	H_ATKINS_LDC-224	**Customer:**	Atkins Global Ltd	**Report Number:**	277181
Client Reference:	Site Wide Trial Pitting	**Attention:**	Jack Lowrie	**Superseded Report:**	

SOLID

Results Legend

X Test

N No Determination Possible

Lab Sample No(s)			9524816		9524820			9524824			9524830			9524835			9525068			9525072			9525081			9525085			9525089			9525093			9525097			9525101			9525105	
Customer Sample Reference			IP132		IP132			IP132			IP132			IP132			IP141			IP141			IP142			IP142			IP172			IP172			IP173			IP173			IP173	
AGS Reference																																											
Depth (m)			0.50		1.50			2.50			3.50			4.50			0.50			1.50			0.50			1.50			0.50			1.50			0.50			1.40			1.80	
Container			400g Tub (ALE214)	60g VOC (ALE215)	250g Amber Jar (AL	400g Tub (ALE214)	60g VOC (ALE215)	250g Amber Jar (AL	400g Tub (ALE214)	60g VOC (ALE215)	250g Amber Jar (AL	400g Tub (ALE214)	60g VOC (ALE215)	250g Amber Jar (AL	400g Tub (ALE214)	60g VOC (ALE215)	250g Amber Jar (AL	400g Tub (ALE214)	60g VOC (ALE215)	250g Amber Jar (AL	400g Tub (ALE214)	60g VOC (ALE215)	250g Amber Jar (AL	400g Tub (ALE214)	60g VOC (ALE215)	250g Amber Jar (AL	400g Tub (ALE214)	60g VOC (ALE215)	250g Amber Jar (AL	400g Tub (ALE214)	60g VOC (ALE215)	250g Amber Jar (AL	400g Tub (ALE214)	60g VOC (ALE215)	250g Amber Jar (AL	400g Tub (ALE214)	60g VOC (ALE215)	250g Amber Jar (AL	400g Tub (ALE214)	60g VOC (ALE215)	250g Amber Jar (AL	400g Tub (ALE214)
Asbestos ID in Solid Samples	All	NDPs: 0 Tests: 32	X															X						X						X						X						
Asbestos Quantification - Full	All	NDPs: 0 Tests: 4																												X												
EPH CWG (Aliphatic) GC (S)	All	NDPs: 0 Tests: 91			X			X			X			X			X			X			X			X			X			X			X			X			X	
EPH CWG (Aromatic) GC (S)	All	NDPs: 0 Tests: 91			X			X			X			X			X			X			X			X			X			X			X			X			X	
GRO by GC-FID (S)	All	NDPs: 0 Tests: 91		X			X			X			X			X			X			X			X			X			X			X			X			X		
Metals in solid samples by OES	All	NDPs: 0 Tests: 91			X			X			X			X			X			X			X			X			X			X			X			X			X	
PAH by GCMS	All	NDPs: 0 Tests: 91			X			X			X			X			X			X			X			X			X			X			X			X			X	
pH	All	NDPs: 0 Tests: 91	X			X			X			X			X			X			X			X			X			X			X			X			X			X
Sample description	All	NDPs: 0 Tests: 88			X			X			X			X			X						X			X			X			X			X			X			X	
TPH CWG GC (S)	All	NDPs: 0 Tests: 91			X			X			X			X			X			X			X			X			X			X			X			X			X	

SDG:	140628-58	**Location:**	Coed Darcy	**Order Number:**	CD0725
Job:	H_ATKINS_LDC-224	**Customer:**	Atkins Global Ltd	**Report Number:**	277181
Client Reference:	Site Wide Trial Pitting	**Attention:**	Jack Lowrie	**Superseded Report:**	

SOLID

Results Legend

X Test

N No Determination Possible

	Lab Sample No(s)		9525105	9525109			9525113			9525117			9525126			9525131			9525135			9525139			9525144			9525165			9525173			9525177			9525148			9525152		
	Customer Sample Reference		IP173	IP197			IP197			IP197			IP197			IP209			IP209			IP209			IP209			IP212			IP212			IP212			IP214			IP214		
	AGS Reference																																									
	Depth (m)		1.80	0.50			1.50			1.70			2.50			0.50			1.00			1.60			2.50			0.50			1.30			1.60			0.50			1.40		
	Container		60g VOC (ALE215)	250g Amber Jar (AL	400g Tub (ALE214)	60g VOC (ALE215)	250g Amber Jar (AL	400g Tub (ALE214)	60g VOC (ALE215)	250g Amber Jar (AL	400g Tub (ALE214)	60g VOC (ALE215)	250g Amber Jar (AL	400g Tub (ALE214)	60g VOC (ALE215)	250g Amber Jar (AL	400g Tub (ALE214)	60g VOC (ALE215)	250g Amber Jar (AL	400g Tub (ALE214)	60g VOC (ALE215)	250g Amber Jar (AL	400g Tub (ALE214)	60g VOC (ALE215)	250g Amber Jar (AL	400g Tub (ALE214)	60g VOC (ALE215)	250g Amber Jar (AL	400g Tub (ALE214)	60g VOC (ALE215)	250g Amber Jar (AL	400g Tub (ALE214)	60g VOC (ALE215)	250g Amber Jar (AL	400g Tub (ALE214)	60g VOC (ALE215)	250g Amber Jar (AL	400g Tub (ALE214)	60g VOC (ALE215)	250g Amber Jar (AL	400g Tub (ALE214)	60g VOC (ALE215)
Asbestos ID in Solid Samples	All	NDPs: 0 Tests: 32			X														X														X									X				
Asbestos Quantification - Full	All	NDPs: 0 Tests: 4			X																												X													
EPH CWG (Aliphatic) GC (S)	All	NDPs: 0 Tests: 91		X			X			X			X			X			X			X			X			X			X			X			X			X		
EPH CWG (Aromatic) GC (S)	All	NDPs: 0 Tests: 91		X			X			X			X			X			X			X			X			X			X			X			X			X		
GRO by GC-FID (S)	All	NDPs: 0 Tests: 91	X			X			X			X			X			X			X			X			X			X			X			X			X			X
Metals in solid samples by OES	All	NDPs: 0 Tests: 91		X			X			X			X			X			X			X			X			X			X			X			X			X		
PAH by GCMS	All	NDPs: 0 Tests: 91		X			X			X			X			X			X			X			X			X			X			X			X			X		
pH	All	NDPs: 0 Tests: 91			X			X			X			X			X			X			X			X			X			X			X			X			X	
Sample description	All	NDPs: 0 Tests: 88		X			X			X			X			X			X			X			X			X						X			X			X		
Total Organic Carbon	All	NDPs: 0 Tests: 6																																		X					
TPH CWG GC (S)	All	NDPs: 0 Tests: 91		X			X			X			X			X			X			X			X			X			X			X			X			X		

CERTIFICATE OF ANALYSIS

SDG:	140628-58	**Location:**	Coed Darcy	**Order Number:**	CD0725
Job:	H_ATKINS_LDC-224	**Customer:**	Atkins Global Ltd	**Report Number:**	277181
Client Reference:	Site Wide Trial Pitting	**Attention:**	Jack Lowrie	**Superseded Report:**	

SOLID

Results Legend

X Test

N No Determination Possible

			Lab Sample No(s)	Customer Sample Reference	AGS Reference	Depth (m)	Container
			9525156	IP214		2.10	250g Amber Jar (AL
							400g Tub (ALE214)
							60g VOC (ALE215)
			9525160	IP214		3.40	250g Amber Jar (AL
							400g Tub (ALE214)
							60g VOC (ALE215)
			9524852	IP282		0.50	250g Amber Jar (AL
							400g Tub (ALE214)
							60g VOC (ALE215)
			9524856	IP282		1.50	250g Amber Jar (AL
							400g Tub (ALE214)
							60g VOC (ALE215)
			9524860	IP282		1.80	250g Amber Jar (AL
							400g Tub (ALE214)
							60g VOC (ALE215)
			9524864	IP314		0.50	250g Amber Jar (AL
							400g Tub (ALE214)
							60g VOC (ALE215)
			9524868	IP314		1.50	250g Amber Jar (AL
							400g Tub (ALE214)
							60g VOC (ALE215)
			9524872	IP314		2.50	250g Amber Jar (AL
							400g Tub (ALE214)
							60g VOC (ALE215)
			9524905	IP315		0.50	250g Amber Jar (AL
							400g Tub (ALE214)
							60g VOC (ALE215)
			9524909	IP315		1.50	250g Amber Jar (AL
							400g Tub (ALE214)
							60g VOC (ALE215)
			9524914	IP315		2.50	250g Amber Jar (AL
							400g Tub (ALE214)
							60g VOC (ALE215)
			9524919	IP315		3.50	250g Amber Jar (AL
							400g Tub (ALE214)
							60g VOC (ALE215)
			9524876	IP316		0.50	250g Amber Jar (AL
							400g Tub (ALE214)
							60g VOC (ALE215)
			9524880	IP316		1.50	250g Amber Jar (AL
Asbestos ID in Solid Samples	All	NDPs: 0 Tests: 32					
EPH CWG (Aliphatic) GC (S)	All	NDPs: 0 Tests: 91	X	X	X	X	X
EPH CWG (Aromatic) GC (S)	All	NDPs: 0 Tests: 91	X	X	X	X	X
GRO by GC-FID (S)	All	NDPs: 0 Tests: 91	X	X	X	X	X
Metals in solid samples by OES	All	NDPs: 0 Tests: 91	X	X	X	X	X
PAH by GCMS	All	NDPs: 0 Tests: 91	X	X	X	X	X
pH	All	NDPs: 0 Tests: 91	X	X	X	X	X
Sample description	All	NDPs: 0 Tests: 88	X	X	X	X	X
Total Organic Carbon	All	NDPs: 0 Tests: 6					X
TPH CWG GC (S)	All	NDPs: 0 Tests: 91	X	X	X	X	X

CERTIFICATE OF ANALYSIS

SDG:	140628-58	**Location:**	Coed Darcy	**Order Number:**	CD0725
Job:	H_ATKINS_LDC-224	**Customer:**	Atkins Global Ltd	**Report Number:**	277181
Client Reference:	Site Wide Trial Pitting	**Attention:**	Jack Lowrie	**Superseded Report:**	

SOLID

Results Legend

- X Test
- N No Determination Possible

Lab Sample No(s)			9524880		9524888			9524892			9524896			9524901			9524844			9524848			9524792			9524839			9524884			9524932			9524979			9525027			9525077	
Customer Sample Reference			IP316		IP316			IP317			IP317			IP317			IP318			IP318			TP7044			TP7044			TP7044			TP7045			TP7045			TP7045			TP7046	
AGS Reference																																										
Depth (m)			1.50		2.50			0.50			1.50			2.50			0.50			1.50			0.50			1.00			2.00			0.50			1.50			2.50			0.50	
Container			400g Tub (ALE214)	60g VOC (ALE215)	250g Amber Jar (AL	400g Tub (ALE214)	60g VOC (ALE215)	250g Amber Jar (AL	400g Tub (ALE214)	60g VOC (ALE215)	250g Amber Jar (AL	400g Tub (ALE214)	60g VOC (ALE215)	250g Amber Jar (AL	400g Tub (ALE214)	60g VOC (ALE215)	250g Amber Jar (AL	400g Tub (ALE214)	60g VOC (ALE215)	250g Amber Jar (AL	400g Tub (ALE214)	60g VOC (ALE215)	250g Amber Jar (AL	400g Tub (ALE214)	60g VOC (ALE215)	250g Amber Jar (AL	400g Tub (ALE214)	60g VOC (ALE215)	250g Amber Jar (AL	400g Tub (ALE214)	60g VOC (ALE215)	250g Amber Jar (AL	400g Tub (ALE214)	60g VOC (ALE215)	250g Amber Jar (AL	400g Tub (ALE214)	60g VOC (ALE215)	250g Amber Jar (AL	400g Tub (ALE214)	60g VOC (ALE215)	250g Amber Jar (AL	400g Tub (ALE214)
Asbestos ID in Solid Samples	All	NDPs: 0 Tests: 32							X									X						X									X									X
EPH CWG (Aliphatic) GC (S)	All	NDPs: 0 Tests: 91			X			X			X			X			X			X			X			X			X			X			X			X			X	
EPH CWG (Aromatic) GC (S)	All	NDPs: 0 Tests: 91			X			X			X			X			X			X			X			X			X			X			X			X			X	
GRO by GC-FID (S)	All	NDPs: 0 Tests: 91		X			X			X			X			X			X			X			X			X			X			X			X			X		
Metals in solid samples by OES	All	NDPs: 0 Tests: 91			X			X			X			X			X			X			X			X			X			X			X			X			X	
PAH by GCMS	All	NDPs: 0 Tests: 91			X			X			X			X			X			X			X			X			X			X			X			X			X	
pH	All	NDPs: 0 Tests: 91	X			X			X			X			X			X			X			X			X			X			X			X			X			X
Sample description	All	NDPs: 0 Tests: 88			X			X			X			X			X			X			X			X			X			X			X			X			X	
Total Organic Carbon	All	NDPs: 0 Tests: 6																								X																
TPH CWG GC (S)	All	NDPs: 0 Tests: 91			X			X			X			X			X			X			X			X			X			X			X			X			X	

CERTIFICATE OF ANALYSIS

SDG:	140628-58	**Location:**	Coed Darcy	**Order Number:**	CD0725
Job:	H_ATKINS_LDC-224	**Customer:**	Atkins Global Ltd	**Report Number:**	277181
Client Reference:	Site Wide Trial Pitting	**Attention:**	Jack Lowrie	**Superseded Report:**	

SOLID

Results Legend

- **X** Test
- **N** No Determination Possible

Lab Sample No(s)			9525077	9525121			9525169			9524796			9524800			9524804			9524808		
Customer Sample Reference			TP7046	TP7046			TP7046			TP7046			TP7047			TP7047			TP7047		
AGS Reference																					
Depth (m)			0.50	1.50			2.50			3.40			0.50			1.50			2.50		
Container			60g VOC (ALE215)	250g Amber Jar (AL	400g Tub (ALE214)	60g VOC (ALE215)	250g Amber Jar (AL	400g Tub (ALE214)	60g VOC (ALE215)	250g Amber Jar (AL	400g Tub (ALE214)	60g VOC (ALE215)	250g Amber Jar (AL	400g Tub (ALE214)	60g VOC (ALE215)	250g Amber Jar (AL	400g Tub (ALE214)	60g VOC (ALE215)	250g Amber Jar (AL	400g Tub (ALE214)	60g VOC (ALE215)
Asbestos ID in Solid Samples	All	NDPs: 0 Tests: 32												X							
EPH CWG (Aliphatic) GC (S)	All	NDPs: 0 Tests: 91		X			X			X			X			X			X		
EPH CWG (Aromatic) GC (S)	All	NDPs: 0 Tests: 91		X			X			X			X			X			X		
GRO by GC-FID (S)	All	NDPs: 0 Tests: 91	X			X			X			X			X			X			X
Metals in solid samples by OES	All	NDPs: 0 Tests: 91		X			X			X			X			X			X		
PAH by GCMS	All	NDPs: 0 Tests: 91		X			X			X			X			X			X		
pH	All	NDPs: 0 Tests: 91			X			X			X			X			X			X	
Sample description	All	NDPs: 0 Tests: 88		X			X			X			X			X			X		
TPH CWG GC (S)	All	NDPs: 0 Tests: 91		X			X			X			X			X			X		

Lab Sample No(s)			9524812			9524923			9524927			9524936			9524940			9524944			9524949		
Customer Sample Reference			TP7047			TP7512			TP7512			TP7513			TP7513			TP7513			TP7514		
AGS Reference																							
Depth (m)			3.50			0.50			1.50			0.50			1.50			2.50			0.50		
Container			250g Amber Jar (AL	400g Tub (ALE214)	60g VOC (ALE215)	250g Amber Jar (AL	400g Tub (ALE214)	60g VOC (ALE215)	250g Amber Jar (AL	400g Tub (ALE214)	60g VOC (ALE215)	250g Amber Jar (AL	400g Tub (ALE214)	60g VOC (ALE215)	250g Amber Jar (AL	400g Tub (ALE214)	60g VOC (ALE215)	250g Amber Jar (AL	400g Tub (ALE214)	60g VOC (ALE215)	250g Amber Jar (AL	400g Tub (ALE214)	60g VOC (ALE215)
Asbestos ID in Solid Samples	All	NDPs: 0 Tests: 32					X						X									X	
EPH CWG (Aliphatic) GC (S)	All	NDPs: 0 Tests: 91	X			X			X			X			X			X			X		
EPH CWG (Aromatic) GC (S)	All	NDPs: 0 Tests: 91	X			X			X			X			X			X			X		
GRO by GC-FID (S)	All	NDPs: 0 Tests: 91			X			X			X			X			X			X			X
Metals in solid samples by OES	All	NDPs: 0 Tests: 91	X			X			X			X			X			X			X		
PAH by GCMS	All	NDPs: 0 Tests: 91	X			X			X			X			X			X			X		
pH	All	NDPs: 0 Tests: 91		X			X			X			X			X			X			X	
Sample description	All	NDPs: 0 Tests: 88	X			X			X			X			X			X			X		
TPH CWG GC (S)	All	NDPs: 0 Tests: 91	X			X			X			X			X			X			X		

CERTIFICATE OF ANALYSIS

SDG:	140628-58	**Location:**	Coed Darcy	**Order Number:**	CD0725
Job:	H_ATKINS_LDC-224	**Customer:**	Atkins Global Ltd	**Report Number:**	277181
Client Reference:	Site Wide Trial Pitting	**Attention:**	Jack Lowrie	**Superseded Report:**	

SOLID

Results Legend

X **Test**

N **No Determination Possible**

			Lab Sample No(s)	Customer Sample Reference	AGS Reference	Depth (m)	Container
			9524953	TP7514		1.50	250g Amber Jar (AL
							400g Tub (ALE214)
							60g VOC (ALE215)
			9524957	TP7515		0.50	250g Amber Jar (AL
							400g Tub (ALE214)
							60g VOC (ALE215)
			9524962	TP7515		1.50	250g Amber Jar (AL
							400g Tub (ALE214)
							60g VOC (ALE215)
			9524966	TP7516		0.50	250g Amber Jar (AL
							400g Tub (ALE214)
							60g VOC (ALE215)
			9524970	TP7516		1.50	250g Amber Jar (AL
							400g Tub (ALE214)
							60g VOC (ALE215)
			9524974	TP7517		0.50	250g Amber Jar (AL
							400g Tub (ALE214)
							60g VOC (ALE215)
			9524983	TP7517		1.50	250g Amber Jar (AL
							400g Tub (ALE214)
							60g VOC (ALE215)
			9524987	TP7517		2.50	250g Amber Jar (AL
							400g Tub (ALE214)
							60g VOC (ALE215)
			9524991	TP7518		0.50	250g Amber Jar (AL
							400g Tub (ALE214)
							60g VOC (ALE215)
			9524995	TP7518		1.50	250g Amber Jar (AL
							400g Tub (ALE214)
							60g VOC (ALE215)
			9525000	TP7518		2.50	250g Amber Jar (AL
							400g Tub (ALE214)
							60g VOC (ALE215)
Asbestos ID in Solid Samples	All	NDPs: 0 Tests: 32					
EPH CWG (Aliphatic) GC (S)	All	NDPs: 0 Tests: 91					
EPH CWG (Aromatic) GC (S)	All	NDPs: 0 Tests: 91					
GRO by GC-FID (S)	All	NDPs: 0 Tests: 91					
Metals in solid samples by OES	All	NDPs: 0 Tests: 91					
PAH by GCMS	All	NDPs: 0 Tests: 91					
pH	All	NDPs: 0 Tests: 91					
Sample description	All	NDPs: 0 Tests: 88					
Total Organic Carbon	All	NDPs: 0 Tests: 6					
TPH CWG GC (S)	All	NDPs: 0 Tests: 91					

CERTIFICATE OF ANALYSIS

SDG:	140628-58	**Location:**	Coed Darcy	**Order Number:**	CD0725
Job:	H_ATKINS_LDC-224	**Customer:**	Atkins Global Ltd	**Report Number:**	277181
Client Reference:	Site Wide Trial Pitting	**Attention:**	Jack Lowrie	**Superseded Report:**	

Sample Descriptions

Grain Sizes

very fine	<0.063mm	fine	0.063mm - 0.1mm	medium	0.1mm - 2mm	coarse	2mm - 10mm	very coarse	>10mm

Lab Sample No(s)	Customer Sample Ref.	Depth (m)	Colour	Description	Grain size	Inclusions	Inclusions 2
9525014	IP004	0.50	Dark Brown	Loamy Sand	0.1 - 2 mm	Stones	Vegetation
9525018	IP004	1.50	Dark Brown	Sandy Clay Loam	0.1 - 2 mm	Stones	None
9525004	IP005	0.50	Light Brown	Clay Loam	0.063 - 0.1 mm	Vegetation	N/A
9525010	IP005	1.50	Dark Brown	Silty Clay Loam	0.063 - 0.1 mm	Stones	None
9525022	IP008	0.50	Dark Brown	Loamy Sand	0.1 - 2 mm	Stones	Vegetation
9525036	IP008	1.50	Dark Brown	Sandy Clay Loam	0.1 - 2 mm	Stones	None
9525052	IP103	0.50	Dark Brown	Loamy Sand	0.1 - 2 mm	Stones	Vegetation
9525056	IP103	1.50	Dark Brown	Loamy Sand	0.063 - 0.1 mm	Stones	Vegetation
9525060	IP104	0.50	Dark Brown	Sandy Loam	0.1 - 2 mm	Stones	Vegetation
9525064	IP104	1.50	Light Brown	Silty Sand	0.063 - 0.1 mm	Stones	N/A
9525040	IP105	0.50	Dark Brown	Sandy Clay	0.1 - 2 mm	Vegetation	None
9525044	IP105	1.50	Dark Brown	Loamy Sand	0.063 - 0.1 mm	Stones	None
9525048	IP105	2.50	Dark Brown	Loamy Sand	0.063 - 0.1 mm	Stones	None
9524816	IP132	0.50	Dark Brown	Loamy Sand	0.1 - 2 mm	Stones	Vegetation
9524820	IP132	1.50	Dark Brown	Sandy Loam	0.1 - 2 mm	Vegetation	Stones
9524824	IP132	2.50	Dark Brown	Silty Sand	0.063 - 0.1 mm	Stones	N/A
9524830	IP132	3.50	Dark Brown	Sandy Clay	0.063 - 0.1 mm	Stones	N/A
9524835	IP132	4.50	Dark Brown	Sandy Clay	0.063 - 0.1 mm	Stones	N/A
9525068	IP141	0.50	Dark Brown	Sandy Loam	0.1 - 2 mm	Stones	None
9525072	IP141	1.50	Dark Brown	Sandy Silt Loam	0.063 - 0.1 mm	Stones	N/A
9525081	IP142	0.50	Dark Brown	Sandy Clay Loam	0.1 - 2 mm	Stones	None
9525085	IP142	1.50	Light Brown	Sandy Clay	0.063 - 0.1 mm	Stones	N/A
9525089	IP172	0.50	Dark Brown	Sandy Loam	0.1 - 2 mm	Stones	None
9525093	IP172	1.50	Light Brown	Sandy Silt Loam	0.063 - 0.1 mm	Stones	N/A
9525097	IP173	0.50	Dark Brown	Sandy Loam	0.1 - 2 mm	Stones	Vegetation
9525101	IP173	1.40	Light Brown	Loamy Sand	0.063 - 0.1 mm	Stones	N/A
9525105	IP173	1.80	Dark Brown	Loamy Sand	0.1 - 2 mm	Stones	None
9525109	IP197	0.50	Dark Brown	Sandy Clay Loam	0.1 - 2 mm	Stones	None
9525113	IP197	1.50	Dark Brown	Sandy Clay Loam	0.1 - 2 mm	Stones	None
9525117	IP197	1.70	Dark Brown	Silty Clay Loam	0.063 - 0.1 mm	Oil/Petroleum	Stones
9525126	IP197	2.50	Light Brown	Sandy Clay	0.063 - 0.1 mm	Stones	N/A
9525131	IP209	0.50	Dark Brown	Silt Loam	0.063 - 0.1 mm	Stones	Vegetation
9525135	IP209	1.00	Dark Brown	Sandy Clay	0.063 - 0.1 mm	Stones	N/A
9525139	IP209	1.60	Dark Brown	Silty Clay Loam	0.063 - 0.1 mm	Stones	Oil/Petroleum
9525144	IP209	2.50	Dark Brown	Sandy Clay	0.063 - 0.1 mm	Stones	N/A
9525165	IP212	0.50	Dark Brown	Loamy Sand	0.1 - 2 mm	Stones	Vegetation
9525173	IP212	1.30	Dark Brown	Sandy Clay Loam	0.1 - 2 mm	Oil/Petroleum	Stones
9525177	IP212	1.60	Grey	Sandy Clay	0.1 - 2 mm	Oil/Petroleum	Vegetation

CERTIFICATE OF ANALYSIS

SDG:	140628-58	**Location:**	Coed Darcy	**Order Number:**	CD0725
Job:	H_ATKINS_LDC-224	**Customer:**	Atkins Global Ltd	**Report Number:**	277181
Client Reference:	Site Wide Trial Pitting	**Attention:**	Jack Lowrie	**Superseded Report:**	

			Colour	Description	Grain size	Inclusions	Inclusions 2
9525148	IP214	0.50	Dark Brown	Sandy Loam	0.1 - 2 mm	Vegetation	Stones
9525152	IP214	1.40	Grey	Sandy Clay Loam	0.1 - 2 mm	Oil/Petroleum	Stones
9525156	IP214	2.10	Black	Silt Loam	0.063 - 0.1 mm	Vegetation	Oil/Petroleum
9525160	IP214	3.40	Dark Brown	Sandy Clay Loam	0.1 - 2 mm	Oil/Petroleum	Stones
9524852	IP282	0.50	Dark Brown	Sandy Loam	0.1 - 2 mm	Stones	Vegetation
9524856	IP282	1.50	Black	Clinker	0.1 - 2 mm	Stones	None
9524860	IP282	1.80	Dark Brown	Sandy Clay	0.063 - 0.1 mm	Stones	N/A
9524864	IP314	0.50	Dark Brown	Loamy Sand	0.1 - 2 mm	Stones	Vegetation
9524868	IP314	1.50	Dark Brown	Sandy Loam	0.1 - 2 mm	Stones	Vegetation
9524872	IP314	2.50	Dark Brown	Sandy Clay Loam	0.1 - 2 mm	Tile	Stones
9524905	IP315	0.50	Dark Brown	Sandy Loam	0.1 - 2 mm	Stones	None
9524909	IP315	1.50	Dark Brown	Loamy Sand	0.063 - 0.1 mm	Vegetation	Stones
9524914	IP315	2.50	Dark Brown	Silty Clay Loam	0.1 - 2 mm	Stones	None
9524919	IP315	3.50	Dark Brown	Loamy Sand	0.063 - 0.1 mm	Vegetation	Stones
9524876	IP316	0.50	Dark Brown	Silt Loam	0.063 - 0.1 mm	Vegetation	Stones
9524880	IP316	1.50	Dark Brown	Sandy Clay Loam	0.1 - 2 mm	Stones	Vegetation
9524888	IP316	2.50	Dark Brown	Sandy Clay Loam	0.1 - 2 mm	Oil/Petroleum	Stones
9524892	IP317	0.50	Dark Brown	Silt Loam	0.063 - 0.1 mm	Stones	None
9524896	IP317	1.50	Dark Brown	Loamy Sand	0.063 - 0.1 mm	Stones	Vegetation
9524901	IP317	2.50	Dark Brown	Loamy Sand	0.063 - 0.1 mm	Stones	Vegetation
9524844	IP318	0.50	Dark Brown	Loamy Sand	0.1 - 2 mm	Stones	Vegetation
9524848	IP318	1.50	Dark Brown	Loamy Sand	0.063 - 0.1 mm	Stones	N/A
9524792	TP7044	0.50	Dark Brown	Sandy Clay Loam	0.1 - 2 mm	Stones	Vegetation
9524839	TP7044	1.00	Dark Brown	Loamy Sand	0.1 - 2 mm	Stones	None
9524884	TP7044	2.00	Dark Brown	Sandy Clay Loam	0.1 - 2 mm	Stones	None
9524932	TP7045	0.50	Dark Brown	Sandy Clay	0.1 - 2 mm	Stones	Vegetation
9524979	TP7045	1.50	Dark Brown	Sandy Clay Loam	0.1 - 2 mm	Stones	None
9525027	TP7045	2.50	Dark Brown	Loamy Sand	0.1 - 2 mm	Stones	Oil/Petroleum
9524796	TP7046	3.40	Dark Brown	Sandy Loam	0.1 - 2 mm	Stones	None
9525077	TP7046	0.50	Dark Brown	Sandy Clay Loam	0.1 - 2 mm	Stones	N/A
9525121	TP7046	1.50	Dark Brown	Sandy Loam	0.1 - 2 mm	Stones	None
9525169	TP7046	2.50	Dark Brown	Loamy Sand	0.1 - 2 mm	Stones	None
9524800	TP7047	0.50	Dark Brown	Silt Loam	0.063 - 0.1 mm	Stones	N/A
9524804	TP7047	1.50	Dark Brown	Sandy Loam	0.1 - 2 mm	Stones	None
9524808	TP7047	2.50	Dark Brown	Loamy Sand	0.063 - 0.1 mm	Stones	None
9524812	TP7047	3.50	Dark Brown	Loamy Sand	0.063 - 0.1 mm	Tar	None
9524923	TP7512	0.50	Dark Brown	Silt Loam	0.063 - 0.1 mm	Vegetation	None
9524927	TP7512	1.50	Dark Brown	Loamy Sand	0.1 - 2 mm	Stones	None
9524936	TP7513	0.50	Dark Brown	Sandy Clay Loam	0.1 - 2 mm	Stones	None
9524940	TP7513	1.50	Grey	Sand	0.1 - 2 mm	Oil/Petroleum	Stones
9524944	TP7513	2.50	Grey	Sand	0.1 - 2 mm	Oil/Petroleum	Stones

CERTIFICATE OF ANALYSIS

SDG:	140628-58	**Location:**	Coed Darcy	**Order Number:**	CD0725
Job:	H_ATKINS_LDC-224	**Customer:**	Atkins Global Ltd	**Report Number:**	277181
Client Reference:	Site Wide Trial Pitting	**Attention:**	Jack Lowrie	**Superseded Report:**	

			Colour	Description	Grain size	Inclusions	Inclusions 2
9524949	TP7514	0.50	Dark Brown	Sandy Clay Loam	0.1 - 2 mm	Stones	None
9524953	TP7514	1.50	Grey	Loamy Sand	0.1 - 2 mm	Oil/Petroleum	Stones
9524957	TP7515	0.50	Grey	Silty Clay	0.063 - 0.1 mm	Stones	N/A
9524962	TP7515	1.50	Dark Brown	Sandy Clay Loam	0.1 - 2 mm	Stones	Oil/Petroleum
9524966	TP7516	0.50	Light Brown	Sandy Loam	0.1 - 2 mm	Stones	None
9524970	TP7516	1.50	Dark Brown	Loamy Sand	0.1 - 2 mm	Stones	Oil/Petroleum
9524974	TP7517	0.50	Dark Brown	Sandy Loam	0.1 - 2 mm	Stones	Brick
9524983	TP7517	1.50	Dark Brown	Sandy Clay Loam	0.1 - 2 mm	Stones	None
9524987	TP7517	2.50	Dark Brown	Loamy Sand	0.1 - 2 mm	Stones	None
9524991	TP7518	0.50	Dark Brown	Sandy Loam	0.1 - 2 mm	Stones	Vegetation
9524995	TP7518	1.50	Dark Brown	Loamy Sand	0.1 - 2 mm	Stones	None
9525000	TP7518	2.50	Dark Brown	Loamy Sand	0.1 - 2 mm	Stones	None

These descriptions are only intended to act as a cross check if sample identities are questioned, and to provide a log of sample matrices with respect to MCERTS validation. They are not intended as full geological descriptions.

We are accredited to MCERTS for sand, clay and loam/topsoil, or any of these materials - whether these are derived from naturally ocurring soil profiles, or from fill/made ground, as long as these materials constitute the major part of the sample.

Other coarse granular materials such as concrete, gravel and brick are not accredited if they comprise the major part of the sample.

CERTIFICATE OF ANALYSIS

SDG:	140628-58	**Location:**	Coed Darcy	**Order Number:**	CD0725
Job:	H_ATKINS_LDC-224	**Customer:**	Atkins Global Ltd	**Report Number:**	277181
Client Reference:	Site Wide Trial Pitting	**Attention:**	Jack Lowrie	**Superseded Report:**	

Results Legend

#	ISO17025 accredited.
M	*m*CERTS accredited.
aq	Aqueous / settled sample.
diss.filt	Dissolved / filtered sample.
tot.unfilt	Total / unfiltered sample.
*	Subcontracted test.
**	% recovery of the surrogate standard to check the efficiency of the method. The results of individual compounds within samples aren't corrected for the recovery
(F)	Trigger breach confirmed
1-5&+§@	Sample deviation (see appendix)

Component	LOD/Units	Method	Customer Sample R	IP004	IP004	IP005	IP005	IP008	IP008
			Depth (m)	0.50	1.50	0.50	1.50	0.50	1.50
			Sample Type	Soil/Solid	Soil/Solid	Soil/Solid	Soil/Solid	Soil/Solid	Soil/Solid
			Date Sampled	26/06/2014	26/06/2014	26/06/2014	26/06/2014	26/06/2014	26/06/2014
			Sample Time	.	.	.	.	.	.
			Date Received	28/06/2014	28/06/2014	28/06/2014	28/06/2014	28/06/2014	28/06/2014
			SDG Ref	140628-58	140628-58	140628-58	140628-58	140628-58	140628-58
			Lab Sample No.(s)	9525014	9525018	9525004	9525010	9525022	9525036
			AGS Reference						
Moisture Content Ratio	%	PM024		0.99	9.4	17	11	2.4	9.3
pH	1 pH Units	TM133		5.85 M	5.6 M	7.51 M	5.93 M	7.09 M	5.4 M
Arsenic	<0.6 mg/kg	TM181		6.71 M	7.39 M	15.1 M	9.83 M	7.77 M	6.97 M
Cadmium	<0.02 mg/kg	TM181		0.0893 M	0.232 M	0.645 M	0.242 M	0.157 M	0.215 M
Chromium	<0.9 mg/kg	TM181		11.7 M	12.4 M	15.2 M	13.8 M	18.2 M	13.8 M
Copper	<1.4 mg/kg	TM181		11.4 M	17.5 M	13.8 M	20.8 M	80.3 M	17.7 M
Lead	<0.7 mg/kg	TM181		11.3 M	13.2 M	21.9 M	15.7 M	45 M	13.9 M
Mercury	<0.14 mg/kg	TM181		<0.14 M	<0.14 M	<0.14 M	<0.14 M	0.144 M	<0.14 M
Nickel	<0.2 mg/kg	TM181		19.6 M	27.4 M	16.3 M	33 M	33.1 M	29.6 M
Selenium	<1 mg/kg	TM181		<1 #	<1 #	<1 #	<1 #	<1 #	<1 #
Vanadium	<0.2 mg/kg	TM181		15.3 #	13.6 #	23.1 #	16.7 #	27.8 #	15.9 #
Zinc	<1.9 mg/kg	TM181		58.3 M	72.7 M	97.2 M	91.1 M	423 M	73.3 M

CERTIFICATE OF ANALYSIS

SDG:	140628-58	**Location:**	Coed Darcy	**Order Number:**	CD0725
Job:	H_ATKINS_LDC-224	**Customer:**	Atkins Global Ltd	**Report Number:**	277181
Client Reference:	Site Wide Trial Pitting	**Attention:**	Jack Lowrie	**Superseded Report:**	

Results Legend	
#	ISO17025 accredited.
M	*m*CERTS accredited.
aq	Aqueous / settled sample.
diss.filt	Dissolved / filtered sample.
tot.unfilt	Total / unfiltered sample.
*	Subcontracted test.
**	% recovery of the surrogate standard to check the efficiency of the method. The results of individual compounds within samples aren't corrected for the recovery
(F)	Trigger breach confirmed
1-5&+§@	Sample deviation (see appendix)

Component	LOD/Units	Method	Customer Sample R	IP103	IP103	IP104	IP104	IP105	IP105
			Depth (m)	0.50	1.50	0.50	1.50	0.50	1.50
			Sample Type	Soil/Solid	Soil/Solid	Soil/Solid	Soil/Solid	Soil/Solid	Soil/Solid
			Date Sampled	26/06/2014	26/06/2014	26/06/2014	26/06/2014	26/06/2014	26/06/2014
			Sample Time	.	.	.	.	.	.
			Date Received	28/06/2014	28/06/2014	28/06/2014	28/06/2014	28/06/2014	28/06/2014
			SDG Ref	140628-58	140628-58	140628-58	140628-58	140628-58	140628-58
			Lab Sample No.(s)	9525052	9525056	9525060	9525064	9525040	9525044
			AGS Reference						
Moisture Content Ratio	%	PM024		8.4	11	13	14	19	13
Soil Organic Matter (SOM)	<0.35 %	TM132					1.79		
pH	1 pH Units	TM133		7.98 M	6.51 M	4.91 M	5.92 M	6.08 M	5.26 M
Arsenic	<0.6 mg/kg	TM181		38.1 M	12.7 M	66.6 M	8.93 M	10.1 M	9.2 M
Cadmium	<0.02 mg/kg	TM181		0.495 M	0.266 M	0.0863 M	0.265 M	0.17 M	0.168 M
Chromium	<0.9 mg/kg	TM181		16.3 M	14.4 M	14.2 M	16.9 M	17.6 M	16.8 M
Copper	<1.4 mg/kg	TM181		73.6 M	27 M	119 M	23 M	61.5 M	19 M
Lead	<0.7 mg/kg	TM181		64.4 M	16.7 M	29.4 M	15.5 M	16.3 M	17.1 M
Mercury	<0.14 mg/kg	TM181		<0.14 M	<0.14 M	<0.14 M	<0.14 M	<0.14 M	<0.14 M
Nickel	<0.2 mg/kg	TM181		22.5 M	24.1 M	9.83 M	22.8 M	25.5 M	23.1 M
Selenium	<1 mg/kg	TM181		<1 #	<1 #	<1 #	1.1	1.66 #	<1 #
Vanadium	<0.2 mg/kg	TM181		22.3 #	16.9 #	22 #	22.1	24.3 #	20.6 #
Zinc	<1.9 mg/kg	TM181		110 M	88.1 M	41.6 M	61.2 M	73.5 M	65.2 M

CERTIFICATE OF ANALYSIS

SDG:	140628-58	**Location:**	Coed Darcy	**Order Number:**	CD0725
Job:	H_ATKINS_LDC-224	**Customer:**	Atkins Global Ltd	**Report Number:**	277181
Client Reference:	Site Wide Trial Pitting	**Attention:**	Jack Lowrie	**Superseded Report:**	

Results Legend

#	ISO17025 accredited.
M	*m*CERTS accredited.
aq	Aqueous / settled sample.
diss.filt	Dissolved / filtered sample.
tot.unfilt	Total / unfiltered sample.
*	Subcontracted test.
**	% recovery of the surrogate standard to check the efficiency of the method. The results of individual compounds within samples aren't corrected for the recovery
(F)	Trigger breach confirmed
1-5&+§@	Sample deviation (see appendix)

Component	LOD/Units	Method	Customer Sample R	IP105	IP132	IP132	IP132	IP132	IP132
			Depth (m)	2.50	0.50	1.50	2.50	3.50	4.50
			Sample Type	Soil/Solid	Soil/Solid	Soil/Solid	Soil/Solid	Soil/Solid	Soil/Solid
			Date Sampled	26/06/2014	26/06/2014	26/06/2014	26/06/2014	26/06/2014	26/06/2014
			Sample Time	.	.	.	.	.	.
			Date Received	28/06/2014	28/06/2014	28/06/2014	28/06/2014	28/06/2014	28/06/2014
			SDG Ref	140628-58	140628-58	140628-58	140628-58	140628-58	140628-58
			Lab Sample No.(s)	9525048	9524816	9524820	9524824	9524830	9524835
			AGS Reference						
Moisture Content Ratio	%	PM024		13	7.6	8.5	15	17	18
Soil Organic Matter (SOM)	<0.35 %	TM132			2.55 #				
pH	1 pH Units	TM133		4.93 M	5.87 M	6.28 M	6.56 M	5.91 M	6.25 M
Arsenic	<0.6 mg/kg	TM181		7.57 M	27 M	24.5 M	42.2 M	15 M	9.28 M
Cadmium	<0.02 mg/kg	TM181		0.207 M	0.879 M	0.705 M	1.09 M	0.0763 M	0.117 M
Chromium	<0.9 mg/kg	TM181		13.2 M	14 M	14.7 M	13.5 M	14.5 M	14.9 M
Copper	<1.4 mg/kg	TM181		17 M	52.4 M	48.6 M	79.8 M	7.32 M	8.32 M
Lead	<0.7 mg/kg	TM181		18.7 M	39.9 M	31.5 M	35.7 M	14.5 M	14.4 M
Mercury	<0.14 mg/kg	TM181		<0.14 M	<0.14 M	<0.14 M	<0.14 M	<0.14 M	<0.14 M
Nickel	<0.2 mg/kg	TM181		21.8 M	24.5 M	25.5 M	19.5 M	16.5 M	17.2 M
Selenium	<1 mg/kg	TM181		<1 #	<1 #	<1 #	1.23	<1 #	<1 #
Vanadium	<0.2 mg/kg	TM181		15.7 #	20.4 #	18.5 #	17.9	18.8 #	19.9 #
Zinc	<1.9 mg/kg	TM181		69.2 M	128 M	136 M	125 M	42.5 M	39.2 M

CERTIFICATE OF ANALYSIS

SDG:	140628-58	**Location:**	Coed Darcy	**Order Number:**	CD0725
Job:	H_ATKINS_LDC-224	**Customer:**	Atkins Global Ltd	**Report Number:**	277181
Client Reference:	Site Wide Trial Pitting	**Attention:**	Jack Lowrie	**Superseded Report:**	

Results Legend

#	ISO17025 accredited.
M	*m*CERTS accredited.
aq	Aqueous / settled sample.
diss.filt	Dissolved / filtered sample.
tot.unfilt	Total / unfiltered sample.
*	Subcontracted test.
**	% recovery of the surrogate standard to check the efficiency of the method. The results of individual compounds within samples aren't corrected for the recovery
(F)	Trigger breach confirmed
1-5&+§@	Sample deviation (see appendix)

Component	LOD/Units	Method	Customer Sample R	IP141	IP141	IP142	IP142	IP172	IP172
			Depth (m)	0.50	1.50	0.50	1.50	0.50	1.50
			Sample Type	Soil/Solid	Soil/Solid	Soil/Solid	Soil/Solid	Soil/Solid	Soil/Solid
			Date Sampled	26/06/2014	26/06/2014	26/06/2014	26/06/2014	26/06/2014	26/06/2014
			Sample Time	.	.	.	.	.	.
			Date Received	28/06/2014	28/06/2014	28/06/2014	28/06/2014	28/06/2014	28/06/2014
			SDG Ref	140628-58	140628-58	140628-58	140628-58	140628-58	140628-58
			Lab Sample No.(s)	9525068	9525072	9525081	9525085	9525089	9525093
			AGS Reference						
Moisture Content Ratio	%	PM024		17	9.3	19	15	14	19
pH	1 pH Units	TM133		5.31 M	5.41 M	6.21 M	5.22 M	7.3 M	6.45 M
Arsenic	<0.6 mg/kg	TM181		173 M	12.5 M	121 M	10.2 M	34.3 M	10.4 M
Cadmium	<0.02 mg/kg	TM181		0.144 M	0.326 M	0.254 M	0.239 M	0.683 M	0.456 M
Chromium	<0.9 mg/kg	TM181		11.1 M	17.3 M	14.3 M	17.7 M	13.1 M	18.9 M
Copper	<1.4 mg/kg	TM181		86.6 M	18.6 M	73 M	36.7 M	49.7 M	71.6 M
Lead	<0.7 mg/kg	TM181		98.7 M	16.4 M	75.5 M	18.2 M	42.7 M	22.1 M
Mercury	<0.14 mg/kg	TM181		0.205 M	<0.14 M	<0.14 M	<0.14 M	0.144 M	<0.14 M
Nickel	<0.2 mg/kg	TM181		10.9 M	33.4 M	21.4 M	27.2 M	23.4 M	24.9 M
Selenium	<1 mg/kg	TM181		1.16 #	1.25 #	<1 #	1.9 #	<1 #	2.39 #
Vanadium	<0.2 mg/kg	TM181		18.7 #	21.6 #	21 #	22.9 #	16 #	26.1 #
Zinc	<1.9 mg/kg	TM181		41.6 M	86.3 M	60.2 M	82.9 M	107 M	93.4 M

CERTIFICATE OF ANALYSIS

SDG:	140628-58	**Location:**	Coed Darcy	**Order Number:**	CD0725
Job:	H_ATKINS_LDC-224	**Customer:**	Atkins Global Ltd	**Report Number:**	277181
Client Reference:	Site Wide Trial Pitting	**Attention:**	Jack Lowrie	**Superseded Report:**	

Results Legend	
#	ISO17025 accredited.
M	*m*CERTS accredited.
aq	Aqueous / settled sample.
diss.filt	Dissolved / filtered sample.
tot.unfilt	Total / unfiltered sample.
*	Subcontracted test.
**	% recovery of the surrogate standard to check the efficiency of the method. The results of individual compounds within samples aren't corrected for the recovery
(F)	Trigger breach confirmed
1-5&+§@	Sample deviation (see appendix)

Component	LOD/Units	Method	Customer Sample R	IP173	IP173	IP173	IP197	IP197	IP197
			Depth (m)	0.50	1.40	1.80	0.50	1.50	1.70
			Sample Type	Soil/Solid	Soil/Solid	Soil/Solid	Soil/Solid	Soil/Solid	Soil/Solid
			Date Sampled	26/06/2014	26/06/2014	26/06/2014	26/06/2014	26/06/2014	26/06/2014
			Sample Time	.	.	.	.	.	.
			Date Received	28/06/2014	28/06/2014	28/06/2014	28/06/2014	28/06/2014	28/06/2014
			SDG Ref	140628-58	140628-58	140628-58	140628-58	140628-58	140628-58
			Lab Sample No.(s)	9525097	9525101	9525105	9525109	9525113	9525117
			AGS Reference						
Moisture Content Ratio	%	PM024		13	15	13	13	12	16
pH	1 pH Units	TM133		6.96 M	5.43 M	4.72 M	7.12 M	7.06 M	5.5 M
Arsenic	<0.6 mg/kg	TM181		82.9 M	10.2 M	8.88 M	23.2 M	10.4 M	18.9 M
Cadmium	<0.02 mg/kg	TM181		0.674 M	0.256 M	0.315 M	0.453 M	0.162 M	0.512 M
Chromium	<0.9 mg/kg	TM181		12.5 M	18.1 M	14.5 M	13.8 M	12.1 M	15.9 M
Copper	<1.4 mg/kg	TM181		68.5 M	46.1 M	19.3 M	59 M	28.2 M	33.1 M
Lead	<0.7 mg/kg	TM181		67.6 M	15.8 M	17.5 M	57.4 M	16.9 M	41.3 M
Mercury	<0.14 mg/kg	TM181		<0.14 M	<0.14 M	<0.14 M	0.686 M	<0.14 M	<0.14 M
Nickel	<0.2 mg/kg	TM181		25.9 M	31.8 M	26.5 M	24.9 M	26.5 M	27.3 M
Selenium	<1 mg/kg	TM181		<1 #	1.62 #	<1 #	<1 #	<1 #	<1 #
Vanadium	<0.2 mg/kg	TM181		16.6 #	22.4 #	17.4 #	17.2 #	13.5 #	18.7 #
Zinc	<1.9 mg/kg	TM181		134 M	89.6 M	83.8 M	118 M	63.4 M	96.9 M

CERTIFICATE OF ANALYSIS

SDG:	140628-58	**Location:**	Coed Darcy	**Order Number:**	CD0725
Job:	H_ATKINS_LDC-224	**Customer:**	Atkins Global Ltd	**Report Number:**	277181
Client Reference:	Site Wide Trial Pitting	**Attention:**	Jack Lowrie	**Superseded Report:**	

Results Legend

#	ISO17025 accredited.
M	*m*CERTS accredited.
aq	Aqueous / settled sample.
diss.filt	Dissolved / filtered sample.
tot.unfilt	Total / unfiltered sample.
*	Subcontracted test.
**	% recovery of the surrogate standard to check the efficiency of the method. The results of individual compounds within samples aren't corrected for the recovery
(F)	Trigger breach confirmed
1-5&+§@	Sample deviation (see appendix)

Component	LOD/Units	Method	Customer Sample R	IP197	IP209	IP209	IP209	IP209	IP212
			Depth (m)	2.50	0.50	1.00	1.60	2.50	0.50
			Sample Type	Soil/Solid	Soil/Solid	Soil/Solid	Soil/Solid	Soil/Solid	Soil/Solid
			Date Sampled	26/06/2014	26/06/2014	26/06/2014	26/06/2014	26/06/2014	26/06/2014
			Sample Time	.	.	.	.	.	.
			Date Received	28/06/2014	28/06/2014	28/06/2014	28/06/2014	28/06/2014	28/06/2014
			SDG Ref	140628-58	140628-58	140628-58	140628-58	140628-58	140628-58
			Lab Sample No.(s)	9525126	9525131	9525135	9525139	9525144	9525165
			AGS Reference						
Moisture Content Ratio	%	PM024		19	11	19	29	15	5.7
pH	1 pH Units	TM133		6.11 M	7.1 M	7.31 M	5.25 M	5.91 M	7.49 M
Arsenic	<0.6 mg/kg	TM181		5.85 M	15.9 M	35.3 M	67.6 M	9.39 M	14.6 M
Cadmium	<0.02 mg/kg	TM181		0.127 M	0.283 M	1.11 M	0.837 M	0.224 M	0.201 M
Chromium	<0.9 mg/kg	TM181		11.4 M	19.8 M	16.6 M	15.6 M	13.2 M	13.7 M
Copper	<1.4 mg/kg	TM181		8.05 M	31.7 M	91.6 M	92.6 M	21.5 M	26.3 M
Lead	<0.7 mg/kg	TM181		12.2 M	42.2 M	91.8 M	82.2 M	19.6 M	22.9 M
Mercury	<0.14 mg/kg	TM181		<0.14 M	<0.14 M	2.62 M	0.658 M	<0.14 M	<0.14 M
Nickel	<0.2 mg/kg	TM181		11 M	22.9 M	21.9 M	30.3 M	20.8 M	27 M
Selenium	<1 mg/kg	TM181		<1 #	<1 #	1.26 #	<1 #	<1 #	<1 #
Vanadium	<0.2 mg/kg	TM181		14.5 #	15.5 #	21.8 #	21.8 #	14.9 #	14.9 #
Zinc	<1.9 mg/kg	TM181		20.6 M	81.5 M	159 M	140 M	59.9 M	67.2 M

CERTIFICATE OF ANALYSIS

SDG:	140628-58	**Location:**	Coed Darcy	**Order Number:**	CD0725
Job:	H_ATKINS_LDC-224	**Customer:**	Atkins Global Ltd	**Report Number:**	277181
Client Reference:	Site Wide Trial Pitting	**Attention:**	Jack Lowrie	**Superseded Report:**	

Results Legend	
#	ISO17025 accredited.
M	*m*CERTS accredited.
aq	Aqueous / settled sample.
diss.filt	Dissolved / filtered sample.
tot.unfilt	Total / unfiltered sample.
*	Subcontracted test.
**	% recovery of the surrogate standard to check the efficiency of the method. The results of individual compounds within samples aren't corrected for the recovery
(F)	Trigger breach confirmed
1-5&+§@	Sample deviation (see appendix)

Component	LOD/Units	Method	Customer Sample R	IP212	IP212	IP214	IP214	IP214	IP214
			Depth (m)	1.30	1.60	0.50	1.40	2.10	3.40
			Sample Type	Soil/Solid	Soil/Solid	Soil/Solid	Soil/Solid	Soil/Solid	Soil/Solid
			Date Sampled	26/06/2014	26/06/2014	26/06/2014	26/06/2014	26/06/2014	26/06/2014
			Sample Time	.	.	.	.	.	.
			Date Received	28/06/2014	28/06/2014	28/06/2014	28/06/2014	28/06/2014	28/06/2014
			SDG Ref	140628-58	140628-58	140628-58	140628-58	140628-58	140628-58
			Lab Sample No.(s)	9525173	9525177	9525148	9525152	9525156	9525160
			AGS Reference						
Moisture Content Ratio	%	PM024		17	21	5.4	21	50	14
Soil Organic Matter (SOM)	<0.35 %	TM132				1.29 #			
pH	1 pH Units	TM133		7.31 M	6.37 M	7.52 M	6.27 M	5.67 M	5.98 M
Arsenic	<0.6 mg/kg	TM181		29.6 M	16.3 M	9.84 M	46 M	79.6 M	10.7 M
Cadmium	<0.02 mg/kg	TM181		0.698 M	0.456 M	0.17 M	1.27 M	1.94 M	0.228 M
Chromium	<0.9 mg/kg	TM181		15.3 M	10.7 M	14.2 M	14.7 M	15.8 M	15.1 M
Copper	<1.4 mg/kg	TM181		65.9 M	30.8 M	13.3 M	118 M	65.5 M	23 M
Lead	<0.7 mg/kg	TM181		46 M	15.3 M	15.2 M	90.5 M	85.5 M	21.2 M
Mercury	<0.14 mg/kg	TM181		<0.14 M	<0.14 M	<0.14 M	0.423 M	0.355 M	<0.14 M
Nickel	<0.2 mg/kg	TM181		22.8 M	10 M	20.9 M	24.8 M	41.2 M	21.6 M
Selenium	<1 mg/kg	TM181		<1 #	<1 #	<1 #	<1 #	<1 #	<1 #
Vanadium	<0.2 mg/kg	TM181		19.9 #	15.8 #	16.1 #	22 #	23.1 #	16.1 #
Zinc	<1.9 mg/kg	TM181		133 M	54 M	54 M	203 M	158 M	68.7 M

CERTIFICATE OF ANALYSIS

SDG:	140628-58	**Location:**	Coed Darcy	**Order Number:**	CD0725
Job:	H_ATKINS_LDC-224	**Customer:**	Atkins Global Ltd	**Report Number:**	277181
Client Reference:	Site Wide Trial Pitting	**Attention:**	Jack Lowrie	**Superseded Report:**	

Results Legend

#	ISO17025 accredited.
M	*m*CERTS accredited.
aq	Aqueous / settled sample.
diss.filt	Dissolved / filtered sample.
tot.unfilt	Total / unfiltered sample.
*	Subcontracted test.
**	% recovery of the surrogate standard to check the efficiency of the method. The results of individual compounds within samples aren't corrected for the recovery
(F)	Trigger breach confirmed
1-5&+§@	Sample deviation (see appendix)

Component	LOD/Units	Method	Customer Sample R	IP282	IP282	IP282	IP314	IP314	IP314
			Depth (m)	0.50	1.50	1.80	0.50	1.50	2.50
			Sample Type	Soil/Solid	Soil/Solid	Soil/Solid	Soil/Solid	Soil/Solid	Soil/Solid
			Date Sampled	26/06/2014	26/06/2014	26/06/2014	26/06/2014	26/06/2014	26/06/2014
			Sample Time	.	.	.	.	.	.
			Date Received	28/06/2014	28/06/2014	28/06/2014	28/06/2014	28/06/2014	28/06/2014
			SDG Ref	140628-58	140628-58	140628-58	140628-58	140628-58	140628-58
			Lab Sample No.(s)	9524852	9524856	9524860	9524864	9524868	9524872
			AGS Reference						
Moisture Content Ratio	%	PM024		6.4	14	12	2.1	8.6	8.5
pH	1 pH Units	TM133		7.12 M	6.68 #	6.7 M	7.64 M	7.39 M	6.97 M
Arsenic	<0.6 mg/kg	TM181		10.5 M	8.29 #	8.87 M	7.92 M	10.5 M	7.07 M
Cadmium	<0.02 mg/kg	TM181		0.115 M	0.224 #	0.218 M	0.17 M	<0.02 M	0.241 M
Chromium	<0.9 mg/kg	TM181		12.1 M	15.1 #	13.8 M	11.8 M	12.7 M	12.2 M
Copper	<1.4 mg/kg	TM181		13.9 M	11 #	14 M	16.2 M	11.8 M	11.4 M
Lead	<0.7 mg/kg	TM181		14.7 M	11 #	15.2 M	11.5 M	14 M	12.3 M
Mercury	<0.14 mg/kg	TM181		<0.14 M	<0.14 #	<0.14 M	<0.14 M	<0.14 M	<0.14 M
Nickel	<0.2 mg/kg	TM181		21.5 M	25.3 #	29.7 M	25 M	25.4 M	23.2 M
Selenium	<1 mg/kg	TM181		<1 #	4.43 #	<1 #	<1 #	<1 #	<1 #
Vanadium	<0.2 mg/kg	TM181		12.2 #	10.6 #	14.6 #	11 #	13.7 #	14.8 #
Zinc	<1.9 mg/kg	TM181		78.6 M	61 #	72.4 M	72.2 M	68.4 M	58.9 M

CERTIFICATE OF ANALYSIS

SDG:	140628-58	**Location:**	Coed Darcy	**Order Number:**	CD0725
Job:	H_ATKINS_LDC-224	**Customer:**	Atkins Global Ltd	**Report Number:**	277181
Client Reference:	Site Wide Trial Pitting	**Attention:**	Jack Lowrie	**Superseded Report:**	

Results Legend	
#	ISO17025 accredited.
M	*m*CERTS accredited.
aq	Aqueous / settled sample.
diss.filt	Dissolved / filtered sample.
tot.unfilt	Total / unfiltered sample.
*	Subcontracted test.
**	% recovery of the surrogate standard to check the efficiency of the method. The results of individual compounds within samples aren't corrected for the recovery
(F)	Trigger breach confirmed
1-5&+§@	Sample deviation (see appendix)

Component	LOD/Units	Method	Customer Sample R	IP315	IP315	IP315	IP315	IP316	IP316
			Depth (m)	0.50	1.50	2.50	3.50	0.50	1.50
			Sample Type	Soil/Solid	Soil/Solid	Soil/Solid	Soil/Solid	Soil/Solid	Soil/Solid
			Date Sampled	26/06/2014	26/06/2014	26/06/2014	26/06/2014	26/06/2014	26/06/2014
			Sample Time	.	.	.	.	.	.
			Date Received	28/06/2014	28/06/2014	28/06/2014	28/06/2014	28/06/2014	28/06/2014
			SDG Ref	140628-58	140628-58	140628-58	140628-58	140628-58	140628-58
			Lab Sample No.(s)	9524905	9524909	9524914	9524919	9524876	9524880
			AGS Reference						
Moisture Content Ratio	%	PM024		10	9.7	10	10	8.8	9.6
Soil Organic Matter (SOM)	<0.35 %	TM132							1.76 #
pH	1 pH Units	TM133		6.75 M	6.42 M	6.74 M	6.84 M	7.14 M	7.81 M
Arsenic	<0.6 mg/kg	TM181		19.7 M	10.2 M	10.8 M	10.2 M	10.9 M	23.1 M
Cadmium	<0.02 mg/kg	TM181		<0.02 M	0.0916 M	0.103 M	0.23 M	0.174 M	0.178 M
Chromium	<0.9 mg/kg	TM181		37.2 M	12.3 M	13.5 M	13.2 M	16.8 M	26.4 M
Copper	<1.4 mg/kg	TM181		19.9 M	14.3 M	18.2 M	16.3 M	17.9 M	21 M
Lead	<0.7 mg/kg	TM181		48.7 M	17.5 M	29.1 M	18.9 M	34.1 M	90.3 M
Mercury	<0.14 mg/kg	TM181		5.23 M	0.299 M	1.89 M	1.45 M	0.752 M	1.64 M
Nickel	<0.2 mg/kg	TM181		36.3 M	22.1 M	27.2 M	27.2 M	29.7 M	36.1 M
Selenium	<1 mg/kg	TM181		<1 #	<1 #	<1 #	<1 #	<1 #	<1 #
Vanadium	<0.2 mg/kg	TM181		21.6 #	13.9 #	14.9 #	14.9 #	24.6 #	14.2 #
Zinc	<1.9 mg/kg	TM181		78.9 M	64.7 M	79.3 M	72.5 M	87.6 M	77.1 M

CERTIFICATE OF ANALYSIS

SDG:	140628-58	**Location:**	Coed Darcy	**Order Number:**	CD0725
Job:	H_ATKINS_LDC-224	**Customer:**	Atkins Global Ltd	**Report Number:**	277181
Client Reference:	Site Wide Trial Pitting	**Attention:**	Jack Lowrie	**Superseded Report:**	

Results Legend	
#	ISO17025 accredited.
M	*m*CERTS accredited.
aq	Aqueous / settled sample.
diss.filt	Dissolved / filtered sample.
tot.unfilt	Total / unfiltered sample.
*	Subcontracted test.
**	% recovery of the surrogate standard to check the efficiency of the method. The results of individual compounds within samples aren't corrected for the recovery
(F)	Trigger breach confirmed
1-5&+§@	Sample deviation (see appendix)

Component	LOD/Units	Method	Customer Sample R	IP316	IP317	IP317	IP317	IP318	IP318
			Depth (m)	2.50	0.50	1.50	2.50	0.50	1.50
			Sample Type	Soil/Solid	Soil/Solid	Soil/Solid	Soil/Solid	Soil/Solid	Soil/Solid
			Date Sampled	26/06/2014	26/06/2014	26/06/2014	26/06/2014	26/06/2014	26/06/2014
			Sample Time	.	.	.	.	.	.
			Date Received	28/06/2014	28/06/2014	28/06/2014	28/06/2014	28/06/2014	28/06/2014
			SDG Ref	140628-58	140628-58	140628-58	140628-58	140628-58	140628-58
			Lab Sample No.(s)	9524888	9524892	9524896	9524901	9524844	9524848
			AGS Reference						
Moisture Content Ratio	%	PM024		11	5.8	9.1	10	3.5	9.6
pH	1 pH Units	TM133		7.35 M	6.97 M	7.21 M	7.14 M	7.23 M	7.18 M
Arsenic	<0.6 mg/kg	TM181		9.69 M	6.03 M	10.7 M	9.84 M	12.1 M	12.4 M
Cadmium	<0.02 mg/kg	TM181		0.163 M	0.226 M	<0.02 M	0.105 M	<0.02 M	0.138 M
Chromium	<0.9 mg/kg	TM181		10.9 M	10.5 M	13.3 M	12.6 M	13.3 M	15.7 M
Copper	<1.4 mg/kg	TM181		14.7 M	8.59 M	13.2 M	13.5 M	13.3 M	11.9 M
Lead	<0.7 mg/kg	TM181		12.9 M	8.15 M	15.9 M	14.3 M	32.2 M	20 M
Mercury	<0.14 mg/kg	TM181		<0.14 M	<0.14 M	<0.14 M	<0.14 M	<0.14 M	<0.14 M
Nickel	<0.2 mg/kg	TM181		22.9 M	22.6 M	26.4 M	27.7 M	24.8 M	30.3 M
Selenium	<1 mg/kg	TM181		<1 #	<1 #	<1 #	<1 #	<1 #	1.15 #
Vanadium	<0.2 mg/kg	TM181		12.9 #	11.5 #	16.1 #	15 #	18.1 #	20.9 #
Zinc	<1.9 mg/kg	TM181		65.7 M	68.9 M	77 M	72 M	75 M	81.8 M

CERTIFICATE OF ANALYSIS

SDG:	140628-58	**Location:**	Coed Darcy	**Order Number:**	CD0725
Job:	H_ATKINS_LDC-224	**Customer:**	Atkins Global Ltd	**Report Number:**	277181
Client Reference:	Site Wide Trial Pitting	**Attention:**	Jack Lowrie	**Superseded Report:**	

Results Legend	
#	ISO17025 accredited.
M	*m*CERTS accredited.
aq	Aqueous / settled sample.
diss.filt	Dissolved / filtered sample.
tot.unfilt	Total / unfiltered sample.
*	Subcontracted test.
**	% recovery of the surrogate standard to check the efficiency of the method. The results of individual compounds within samples aren't corrected for the recovery
(F)	Trigger breach confirmed
1-5&+§@	Sample deviation (see appendix)

Component	LOD/Units	Method	Customer Sample R	TP7044	TP7044	TP7044	TP7045	TP7045	TP7045
			Depth (m)	0.50	1.00	2.00	0.50	1.50	2.50
			Sample Type	Soil/Solid	Soil/Solid	Soil/Solid	Soil/Solid	Soil/Solid	Soil/Solid
			Date Sampled	26/06/2014	26/06/2014	26/06/2014	26/06/2014	26/06/2014	26/06/2014
			Sample Time	.	.	.	.	.	.
			Date Received	28/06/2014	28/06/2014	28/06/2014	28/06/2014	28/06/2014	28/06/2014
			SDG Ref	140628-58	140628-58	140628-58	140628-58	140628-58	140628-58
			Lab Sample No.(s)	9524792	9524839	9524884	9524932	9524979	9525027
			AGS Reference						
Moisture Content Ratio	%	PM024		12	9.4	11	4.2	9.7	11
Soil Organic Matter (SOM)	<0.35 %	TM132			1.33 #				
pH	1 pH Units	TM133		7.62 M	7.52 M	6.18 M	6.59 M	6.23 M	6.04 M
Arsenic	<0.6 mg/kg	TM181		9.9 M	8.46 M	10.3 M	22 M	7.38 M	9.22 M
Cadmium	<0.02 mg/kg	TM181		0.0685 M	0.159 M	0.0442 M	0.54 M	0.1 M	0.196 M
Chromium	<0.9 mg/kg	TM181		16.4 M	11.9 M	14 M	14.1 M	13.4 M	13.1 M
Copper	<1.4 mg/kg	TM181		11.5 M	12.9 M	13.6 M	31.3 M	12.4 M	17.6 M
Lead	<0.7 mg/kg	TM181		15.3 M	13.8 M	13.8 M	25.4 M	12.9 M	47.9 M
Mercury	<0.14 mg/kg	TM181		<0.14 M	<0.14 M	<0.14 M	<0.14 M	<0.14 M	<0.14 M
Nickel	<0.2 mg/kg	TM181		16.4 M	22 M	30.5 M	22.3 M	23.9 M	24.6 M
Selenium	<1 mg/kg	TM181		<1 #	<1 #	<1 #	<1 #	<1 #	<1 #
Vanadium	<0.2 mg/kg	TM181		21.2 #	13.3 #	15.6 #	16.6 #	13.8 #	14.1 #
Zinc	<1.9 mg/kg	TM181		43.7 M	59.2 M	65.1 M	98.8 M	61.7 M	77.4 M

CERTIFICATE OF ANALYSIS

SDG:	140628-58	**Location:**	Coed Darcy	**Order Number:**	CD0725
Job:	H_ATKINS_LDC-224	**Customer:**	Atkins Global Ltd	**Report Number:**	277181
Client Reference:	Site Wide Trial Pitting	**Attention:**	Jack Lowrie	**Superseded Report:**	

Results Legend

#	ISO17025 accredited.
M	*m*CERTS accredited.
aq	Aqueous / settled sample.
diss.filt	Dissolved / filtered sample.
tot.unfilt	Total / unfiltered sample.
*	Subcontracted test.
**	% recovery of the surrogate standard to check the efficiency of the method. The results of individual compounds within samples aren't corrected for the recovery
(F)	Trigger breach confirmed
1-5&+§@	Sample deviation (see appendix)

Component	LOD/Units	Method	Customer Sample R	TP7046	TP7046	TP7046	TP7046	TP7047	TP7047
			Depth (m)	0.50	1.50	2.50	3.40	0.50	1.50
			Sample Type	Soil/Solid	Soil/Solid	Soil/Solid	Soil/Solid	Soil/Solid	Soil/Solid
			Date Sampled	26/06/2014	26/06/2014	26/06/2014	26/06/2014	26/06/2014	26/06/2014
			Sample Time	.	.	.	.	.	.
			Date Received	28/06/2014	28/06/2014	28/06/2014	28/06/2014	28/06/2014	28/06/2014
			SDG Ref	140628-58	140628-58	140628-58	140628-58	140628-58	140628-58
			Lab Sample No.(s)	9525077	9525121	9525169	9524796	9524800	9524804
			AGS Reference						
Moisture Content Ratio	%	PM024		9	8.5	10	7.4	13	6.7
pH	1 pH Units	TM133		7.85 M	6.61 M	6.49 M	6.28 M	5.96 M	6.17 M
Arsenic	<0.6 mg/kg	TM181		8.35 M	8.08 M	8.45 M	7.41 M	9.46 M	7.76 M
Cadmium	<0.02 mg/kg	TM181		0.0545 M	0.0947 M	0.181 M	0.168 M	0.175 M	0.11 M
Chromium	<0.9 mg/kg	TM181		14.9 M	11.3 M	11.4 M	11.3 M	13.4 M	12.2 M
Copper	<1.4 mg/kg	TM181		10.4 M	11 M	13.6 M	13.2 M	12.4 M	10.7 M
Lead	<0.7 mg/kg	TM181		11.9 M	12.8 M	13.9 M	12.5 M	14.7 M	13.5 M
Mercury	<0.14 mg/kg	TM181		<0.14 M	<0.14 M	<0.14 M	<0.14 M	<0.14 M	<0.14 M
Nickel	<0.2 mg/kg	TM181		17.7 M	20.6 M	23.8 M	22.3 M	20.8 M	20.7 M
Selenium	<1 mg/kg	TM181		<1 #	<1 #	<1 #	<1 #	<1 #	<1 #
Vanadium	<0.2 mg/kg	TM181		16.5 #	11.8 #	12.5 #	12.4 #	14.3 #	12.9 #
Zinc	<1.9 mg/kg	TM181		47.6 M	55.3 M	63.5 M	63.3 M	52.5 M	49.5 M

CERTIFICATE OF ANALYSIS

SDG:	140628-58	**Location:**	Coed Darcy	**Order Number:**	CD0725
Job:	H_ATKINS_LDC-224	**Customer:**	Atkins Global Ltd	**Report Number:**	277181
Client Reference:	Site Wide Trial Pitting	**Attention:**	Jack Lowrie	**Superseded Report:**	

Results Legend

#	ISO17025 accredited.
M	*m*CERTS accredited.
aq	Aqueous / settled sample.
diss.filt	Dissolved / filtered sample.
tot.unfilt	Total / unfiltered sample.
*	Subcontracted test.
**	% recovery of the surrogate standard to check the efficiency of the method. The results of individual compounds within samples aren't corrected for the recovery
(F)	Trigger breach confirmed
1-5&+§@	Sample deviation (see appendix)

Component	LOD/Units	Method	Customer Sample R	TP7047	TP7047	TP7512	TP7512	TP7513	TP7513
			Depth (m)	2.50	3.50	0.50	1.50	0.50	1.50
			Sample Type	Soil/Solid	Soil/Solid	Soil/Solid	Soil/Solid	Soil/Solid	Soil/Solid
			Date Sampled	26/06/2014	26/06/2014	26/06/2014	26/06/2014	26/06/2014	26/06/2014
			Sample Time	.	.	.	.	.	.
			Date Received	28/06/2014	28/06/2014	28/06/2014	28/06/2014	28/06/2014	28/06/2014
			SDG Ref	140628-58	140628-58	140628-58	140628-58	140628-58	140628-58
			Lab Sample No.(s)	9524808	9524812	9524923	9524927	9524936	9524940
			AGS Reference						
Moisture Content Ratio	%	PM024		7.5	9.2	20	9.7	11	7.5
pH	1 pH Units	TM133		6.31 M	6.37 M	6.55 M	6.9 M	6.9 M	6.79 M
Arsenic	<0.6 mg/kg	TM181		7.01 M	7.8 M	9.51 M	8.36 M	7.53 M	5.57 M
Cadmium	<0.02 mg/kg	TM181		0.103 M	0.084 M	0.798 M	0.162 M	0.106 M	0.115 M
Chromium	<0.9 mg/kg	TM181		12.1 M	12 M	22.6 M	11.3 M	11.3 M	10.4 M
Copper	<1.4 mg/kg	TM181		9.66 M	10.3 M	6.34 M	11.8 M	10.8 M	8.11 M
Lead	<0.7 mg/kg	TM181		11.4 M	12.1 M	17.6 M	11.8 M	13.3 M	9.84 M
Mercury	<0.14 mg/kg	TM181		<0.14 M	<0.14 M	<0.14 M	<0.14 M	<0.14 M	<0.14 M
Nickel	<0.2 mg/kg	TM181		21.8 M	24 M	16.1 M	21.5 M	17.4 M	20.8 M
Selenium	<1 mg/kg	TM181		<1 #	<1 #	1.33 #	<1 #	<1 #	<1 #
Vanadium	<0.2 mg/kg	TM181		12.1 #	12.3 #	35 #	12.9 #	12.5 #	9.99 #
Zinc	<1.9 mg/kg	TM181		50.1 M	52.7 M	145 M	53.5 M	43.4 M	52.4 M

CERTIFICATE OF ANALYSIS

SDG:	140628-58	**Location:**	Coed Darcy	**Order Number:**	CD0725
Job:	H_ATKINS_LDC-224	**Customer:**	Atkins Global Ltd	**Report Number:**	277181
Client Reference:	Site Wide Trial Pitting	**Attention:**	Jack Lowrie	**Superseded Report:**	

Results Legend	
#	ISO17025 accredited.
M	*m*CERTS accredited.
aq	Aqueous / settled sample.
diss.filt	Dissolved / filtered sample.
tot.unfilt	Total / unfiltered sample.
*	Subcontracted test.
**	% recovery of the surrogate standard to check the efficiency of the method. The results of individual compounds within samples aren't corrected for the recovery
(F)	Trigger breach confirmed
1-5&+§@	Sample deviation (see appendix)

Component	LOD/Units	Method	Customer Sample R	TP7513	TP7514	TP7514	TP7515	TP7515	TP7516
			Depth (m)	2.50	0.50	1.50	0.50	1.50	0.50
			Sample Type	Soil/Solid	Soil/Solid	Soil/Solid	Soil/Solid	Soil/Solid	Soil/Solid
			Date Sampled	26/06/2014	26/06/2014	26/06/2014	26/06/2014	26/06/2014	26/06/2014
			Sample Time	.	.	.	.	.	.
			Date Received	28/06/2014	28/06/2014	28/06/2014	28/06/2014	28/06/2014	28/06/2014
			SDG Ref	140628-58	140628-58	140628-58	140628-58	140628-58	140628-58
			Lab Sample No.(s)	9524944	9524949	9524953	9524957	9524962	9524966
			AGS Reference						
Moisture Content Ratio	%	PM024		8.3	9.2	9	10	15	14
pH	1 pH Units	TM133		6.83 M	7.13 M	6.54 M	6.76 M	7.25 M	6.64 M
Arsenic	<0.6 mg/kg	TM181		6.46 M	8.25 M	6.37 M	7.29 M	10.6 M	8.89 M
Cadmium	<0.02 mg/kg	TM181		0.163 M	0.165 M	0.202 M	0.161 M	0.204 M	2 M
Chromium	<0.9 mg/kg	TM181		10.4 M	11.6 M	11.1 M	10.9 M	12.7 M	20.6 M
Copper	<1.4 mg/kg	TM181		9.53 M	14.5 M	10.5 M	12 M	18.3 M	72.8 M
Lead	<0.7 mg/kg	TM181		10.9 M	13.2 M	11.2 M	12.1 M	16.4 M	18 M
Mercury	<0.14 mg/kg	TM181		<0.14 M	<0.14 M	<0.14 M	<0.14 M	<0.14 M	<0.14 M
Nickel	<0.2 mg/kg	TM181		21.8 M	26.7 M	24.6 M	22.5 M	24.6 M	17.7 M
Selenium	<1 mg/kg	TM181		<1 #	<1 #	<1 #	<1 #	<1 #	1.81 #
Vanadium	<0.2 mg/kg	TM181		11.3 #	12.2 #	11.8 #	12.1 #	14.4 #	21.7 #
Zinc	<1.9 mg/kg	TM181		52.7 M	64.9 M	56.9 M	56 M	69.3 M	98.7 M

CERTIFICATE OF ANALYSIS

SDG:	140628-58	**Location:**	Coed Darcy	**Order Number:**	CD0725
Job:	H_ATKINS_LDC-224	**Customer:**	Atkins Global Ltd	**Report Number:**	277181
Client Reference:	Site Wide Trial Pitting	**Attention:**	Jack Lowrie	**Superseded Report:**	

Results Legend	
#	ISO17025 accredited.
M	*m*CERTS accredited.
aq	Aqueous / settled sample.
diss.filt	Dissolved / filtered sample.
tot.unfilt	Total / unfiltered sample.
*	Subcontracted test.
**	% recovery of the surrogate standard to check the efficiency of the method. The results of individual compounds within samples aren't corrected for the recovery
(F)	Trigger breach confirmed
1-5&+§@	Sample deviation (see appendix)

Component	LOD/Units	Method	Customer Sample R	Depth (m)	Sample Type	Date Sampled	Sample Time	Date Received	SDG Ref	Lab Sample No.(s)	AGS Reference
			TP7516	1.50	Soil/Solid	26/06/2014	.	28/06/2014	140628-58	9524970	
			TP7517	0.50	Soil/Solid	26/06/2014	.	28/06/2014	140628-58	9524974	
			TP7517	1.50	Soil/Solid	26/06/2014	.	28/06/2014	140628-58	9524983	
			TP7517	2.50	Soil/Solid	26/06/2014	.	28/06/2014	140628-58	9524987	
			TP7518	0.50	Soil/Solid	26/06/2014	.	28/06/2014	140628-58	9524991	
			TP7518	1.50	Soil/Solid	26/06/2014	.	28/06/2014	140628-58	9524995	
Moisture Content Ratio	%	PM024	10	9.5	12	11	12	9.6			
Soil Organic Matter (SOM)	<0.35 %	TM132		50 #							
pH	1 pH Units	TM133	6.99 M	8.31 M	7.49 M	7.81 M	8.24 M	7.59 M			
Arsenic	<0.6 mg/kg	TM181	8.26 M	25.2 M	6.83 M	8.84 M	37.5 M	8.35 M			
Cadmium	<0.02 mg/kg	TM181	0.123 M	0.204 M	0.154 M	0.149 M	1.34 M	0.119 M			
Chromium	<0.9 mg/kg	TM181	11.4 M	18.1 M	10.7 M	11.8 M	18.2 M	11.7 M			
Copper	<1.4 mg/kg	TM181	11.8 M	73.9 M	10.4 M	12.6 M	113 M	11.8 M			
Lead	<0.7 mg/kg	TM181	12.5 M	39.6 M	12.5 M	11.8 M	289 M	14.1 M			
Mercury	<0.14 mg/kg	TM181	<0.14 M	<0.14 M	<0.14 M	<0.14 M	<0.14 M	<0.14 M			
Nickel	<0.2 mg/kg	TM181	22.1 M	87.1 M	21.6 M	23.7 M	40.1 M	22.6 M			
Selenium	<1 mg/kg	TM181	<1 #	<1 #	<1 #	<1 #	<1 #	<1 #			
Vanadium	<0.2 mg/kg	TM181	12.3 #	46.6 #	11.2 #	12.8 #	25.8 #	13.3 #			
Zinc	<1.9 mg/kg	TM181	56.3 M	35.8 M	50.7 M	55.7 M	327 M	56 M			

CERTIFICATE OF ANALYSIS

SDG:	140628-58	**Location:**	Coed Darcy	**Order Number:**	CD0725
Job:	H_ATKINS_LDC-224	**Customer:**	Atkins Global Ltd	**Report Number:**	277181
Client Reference:	Site Wide Trial Pitting	**Attention:**	Jack Lowrie	**Superseded Report:**	

Results Legend

#	ISO17025 accredited.
M	*m*CERTS accredited.
aq	Aqueous / settled sample.
diss.filt	Dissolved / filtered sample.
tot.unfilt	Total / unfiltered sample.
*	Subcontracted test.
**	% recovery of the surrogate standard to check the efficiency of the method. The results of individual compounds within samples aren't corrected for the recovery
(F)	Trigger breach confirmed
1-5&+§@	Sample deviation (see appendix)

Component	LOD/Units	Method	Customer Sample R	
			TP7518	
			Depth (m)	2.50
			Sample Type	Soil/Solid
			Date Sampled	26/06/2014
			Sample Time	.
			Date Received	28/06/2014
			SDG Ref	140628-58
			Lab Sample No.(s)	9525000
			AGS Reference	
Moisture Content Ratio	%	PM024	9.5	
pH	1 pH Units	TM133	7.58	M
Arsenic	<0.6 mg/kg	TM181	8.56	M
Cadmium	<0.02 mg/kg	TM181	0.129	M
Chromium	<0.9 mg/kg	TM181	11.7	M
Copper	<1.4 mg/kg	TM181	11.4	M
Lead	<0.7 mg/kg	TM181	14.3	M
Mercury	<0.14 mg/kg	TM181	<0.14	M
Nickel	<0.2 mg/kg	TM181	23.1	M
Selenium	<1 mg/kg	TM181	<1	#
Vanadium	<0.2 mg/kg	TM181	12.8	#
Zinc	<1.9 mg/kg	TM181	59.6	M

CERTIFICATE OF ANALYSIS

SDG:	140628-58	**Location:**	Coed Darcy	**Order Number:**	CD0725
Job:	H_ATKINS_LDC-224	**Customer:**	Atkins Global Ltd	**Report Number:**	277181
Client Reference:	Site Wide Trial Pitting	**Attention:**	Jack Lowrie	**Superseded Report:**	

PAH by GCMS

Results Legend	
#	ISO17025 accredited.
M	*m*CERTS accredited.
aq	Aqueous / settled sample.
diss.filt	Dissolved / filtered sample.
tot.unfilt	Total / unfiltered sample.
*	Subcontracted test.
**	% recovery of the surrogate standard to check the efficiency of the method. The results of individual compounds within samples aren't corrected for the recovery
(F)	Trigger breach confirmed
1-5&+§@	Sample deviation (see appendix)

Component	LOD/Units	Method	Customer Sample R	IP004	IP004	IP005	IP005	IP008	IP008
			Depth (m)	0.50	1.50	0.50	1.50	0.50	1.50
			Sample Type	Soil/Solid	Soil/Solid	Soil/Solid	Soil/Solid	Soil/Solid	Soil/Solid
			Date Sampled	26/06/2014	26/06/2014	26/06/2014	26/06/2014	26/06/2014	26/06/2014
			Sample Time	.	.	.	.	.	.
			Date Received	28/06/2014	28/06/2014	28/06/2014	28/06/2014	28/06/2014	28/06/2014
			SDG Ref	140628-58	140628-58	140628-58	140628-58	140628-58	140628-58
			Lab Sample No.(s)	9525014	9525018	9525004	9525010	9525022	9525036
			AGS Reference						
Naphthalene-d8 % recovery**	%	TM218		86.2	87.5	90.8	86.5	95	83.1
Acenaphthene-d10 % recovery**	%	TM218		84.8	81.8	89.9	82	96.7	78.7
Phenanthrene-d10 % recovery**	%	TM218		82.8	80.1	86.6	80	98.2	76.6
Chrysene-d12 % recovery**	%	TM218		79.7	82.8	81.6	82.6	104	80
Perylene-d12 % recovery**	%	TM218		92.1	76.5	94.4	78.1	117	75.4
Naphthalene	<9 µg/kg	TM218		11.1 M	<9 M	12.3 M	17.4 M	<9 M	16.9 M
Acenaphthylene	<12 µg/kg	TM218		<12 M	<12 M	<12 M	<12 M	<12 M	<12 M
Acenaphthene	<8 µg/kg	TM218		<8 M	<8 M	<8 M	<8 M	<8 M	<8 M
Fluorene	<10 µg/kg	TM218		<10 M	<10 M	<10 M	<10 M	<10 M	<10 M
Phenanthrene	<15 µg/kg	TM218		99.9 M	87.1 M	69.7 M	187 M	86.6 M	133 M
Anthracene	<16 µg/kg	TM218		<16 M	<16 M	<16 M	<16 M	80.1 M	<16 M
Fluoranthene	<17 µg/kg	TM218		21 M	<17 M	49.3 M	<17 M	113 M	20 M
Pyrene	<15 µg/kg	TM218		62.4 M	<15 M	36.7 M	91.8 M	606 M	21.8 M
Benz(a)anthracene	<14 µg/kg	TM218		22.7 M	<14 M	43.1 M	<14 M	122 M	<14 M
Chrysene	<10 µg/kg	TM218		68.8 M	<10 M	39.2 M	<10 M	393 M	87.7 M
Benzo(b)fluoranthene	<15 µg/kg	TM218		259 M	64.8 M	64.3 M	128 M	335 M	67.4 M
Benzo(k)fluoranthene	<14 µg/kg	TM218		26.3 M	<14 M	<14 M	<14 M	66.1 M	<14 M
Benzo(a)pyrene	<15 µg/kg	TM218		27.6 M	<15 M	29.5 M	<15 M	246 M	<15 M
Indeno(1,2,3-cd)pyrene	<18 µg/kg	TM218		35.4 M	<18 M	<18 M	<18 M	112 M	<18 M
Dibenzo(a,h)anthracene	<23 µg/kg	TM218		<23 M	<23 M	<23 M	<23 M	62.2 M	<23 M
Benzo(g,h,i)perylene	<24 µg/kg	TM218		52.9 M	<24 M	<24 M	<24 M	187 M	<24 M
PAH, Total Detected USEPA 16	<118 µg/kg	TM218		687	152	344	424	2410	347

CERTIFICATE OF ANALYSIS

SDG:	140628-58	**Location:**	Coed Darcy	**Order Number:**	CD0725
Job:	H_ATKINS_LDC-224	**Customer:**	Atkins Global Ltd	**Report Number:**	277181
Client Reference:	Site Wide Trial Pitting	**Attention:**	Jack Lowrie	**Superseded Report:**	

PAH by GCMS

Results Legend	
#	ISO17025 accredited.
M	*m*CERTS accredited.
aq	Aqueous / settled sample.
diss.filt	Dissolved / filtered sample.
tot.unfilt	Total / unfiltered sample.
*	Subcontracted test.
**	% recovery of the surrogate standard to check the efficiency of the method. The results of individual compounds within samples aren't corrected for the recovery
(F)	Trigger breach confirmed
1-5&+§@	Sample deviation (see appendix)

Component	LOD/Units	Method	Customer Sample R	IP103	IP103	IP104	IP104	IP105	IP105
			Depth (m)	0.50	1.50	0.50	1.50	0.50	1.50
			Sample Type	Soil/Solid	Soil/Solid	Soil/Solid	Soil/Solid	Soil/Solid	Soil/Solid
			Date Sampled	26/06/2014	26/06/2014	26/06/2014	26/06/2014	26/06/2014	26/06/2014
			Sample Time	.	.	.	.	.	.
			Date Received	28/06/2014	28/06/2014	28/06/2014	28/06/2014	28/06/2014	28/06/2014
			SDG Ref	140628-58	140628-58	140628-58	140628-58	140628-58	140628-58
			Lab Sample No.(s)	9525052	9525056	9525060	9525064	9525040	9525044
			AGS Reference						
Naphthalene-d8 % recovery**	%	TM218		106	92.4	106	107	96.1	93.7
Acenaphthene-d10 % recovery**	%	TM218		103	88.3	103	103	97.6	94.6
Phenanthrene-d10 % recovery**	%	TM218		102	85.6	101	101	98.4	108
Chrysene-d12 % recovery**	%	TM218		107	88.4	98.6	102	104	109
Perylene-d12 % recovery**	%	TM218		112	83.9	99	100	112	106
Naphthalene	<9 µg/kg	TM218		154 M	<9 M	<9 M	<9 M	<9 M	30.5 M
Acenaphthylene	<12 µg/kg	TM218		161 M	<12 M	<12 M	<12 M	<12 M	16.2 M
Acenaphthene	<8 µg/kg	TM218		759 M	<8 M	<8 M	<8 M	<8 M	162 M
Fluorene	<10 µg/kg	TM218		771 M	<10 M	<10 M	<10 M	<10 M	914 M
Phenanthrene	<15 µg/kg	TM218		4950 M	63.6 M	18.9 M	20.9 M	25.4 M	4860 M
Anthracene	<16 µg/kg	TM218		1270 M	<16 M	<16 M	<16 M	<16 M	1310 M
Fluoranthene	<17 µg/kg	TM218		7350 M	<17 M	<17 M	<17 M	<17 M	472 M
Pyrene	<15 µg/kg	TM218		4750 M	<15 M	<15 M	<15 M	<15 M	1340 M
Benz(a)anthracene	<14 µg/kg	TM218		4480 M	<14 M	29.2 M	22.9 M	23.4 M	40 M
Chrysene	<10 µg/kg	TM218		4110 M	25.2 M	15.1 M	<10 M	31.3 M	154 M
Benzo(b)fluoranthene	<15 µg/kg	TM218		5140 M	25.7 M	21.3 M	21.3 M	<15 M	35.1 M
Benzo(k)fluoranthene	<14 µg/kg	TM218		2000 M	<14 M	<14 M	<14 M	<14 M	<14 M
Benzo(a)pyrene	<15 µg/kg	TM218		3500 M	<15 M	<15 M	<15 M	<15 M	<15 M
Indeno(1,2,3-cd)pyrene	<18 µg/kg	TM218		2020 M	<18 M	<18 M	<18 M	<18 M	<18 M
Dibenzo(a,h)anthracene	<23 µg/kg	TM218		850 M	<23 M	<23 M	<23 M	<23 M	<23 M
Benzo(g,h,i)perylene	<24 µg/kg	TM218		2130 M	<24 M	<24 M	<24 M	<24 M	<24 M
PAH, Total Detected USEPA 16	<118 µg/kg	TM218		44400	<118	<118	<118	<118	9330

CERTIFICATE OF ANALYSIS

SDG:	140628-58	**Location:**	Coed Darcy	**Order Number:**	CD0725
Job:	H_ATKINS_LDC-224	**Customer:**	Atkins Global Ltd	**Report Number:**	277181
Client Reference:	Site Wide Trial Pitting	**Attention:**	Jack Lowrie	**Superseded Report:**	

PAH by GCMS

Results Legend

#	ISO17025 accredited.
M	*m*CERTS accredited.
aq	Aqueous / settled sample.
diss.filt	Dissolved / filtered sample.
tot.unfilt	Total / unfiltered sample.
*	Subcontracted test.
**	% recovery of the surrogate standard to check the efficiency of the method. The results of individual compounds within samples aren't corrected for the recovery
(F)	Trigger breach confirmed
1-5&+§@	Sample deviation (see appendix)

Component	LOD/Units	Method	Customer Sample R	IP105	IP132	IP132	IP132	IP132	IP132
			Depth (m)	2.50	0.50	1.50	2.50	3.50	4.50
			Sample Type	Soil/Solid	Soil/Solid	Soil/Solid	Soil/Solid	Soil/Solid	Soil/Solid
			Date Sampled	26/06/2014	26/06/2014	26/06/2014	26/06/2014	26/06/2014	26/06/2014
			Sample Time	.	.	.	.	.	.
			Date Received	28/06/2014	28/06/2014	28/06/2014	28/06/2014	28/06/2014	28/06/2014
			SDG Ref	140628-58	140628-58	140628-58	140628-58	140628-58	140628-58
			Lab Sample No.(s)	9525048	9524816	9524820	9524824	9524830	9524835
			AGS Reference						
Naphthalene-d8 % recovery**	%	TM218		95.5	101	85.5	111	108	106
Acenaphthene-d10 % recovery**	%	TM218		95	96.8	81.2	109	105	103
Phenanthrene-d10 % recovery**	%	TM218		108	93.5	78.8	106	103	100
Chrysene-d12 % recovery**	%	TM218		102	86.9	83.5	102	99.6	95
Perylene-d12 % recovery**	%	TM218		97.5	89.6	81.2	99.8	96.4	90.8
Naphthalene	<9 µg/kg	TM218		45.2 M	13 M	10.2 M	<9 M	<9 M	<9 M
Acenaphthylene	<12 µg/kg	TM218		18.1 M	<12 M	<12 M	<12 M	<12 M	<12 M
Acenaphthene	<8 µg/kg	TM218		233 M	<8 M	<8 M	<8 M	<8 M	<8 M
Fluorene	<10 µg/kg	TM218		1930 M	<10 M	<10 M	<10 M	<10 M	<10 M
Phenanthrene	<15 µg/kg	TM218		9140 M	113 M	61 M	89 M	<15 M	<15 M
Anthracene	<16 µg/kg	TM218		2570 M	<16 M	<16 M	<16 M	<16 M	<16 M
Fluoranthene	<17 µg/kg	TM218		369 M	90.3 M	29.6 M	45.9 M	<17 M	<17 M
Pyrene	<15 µg/kg	TM218		1120 M	64.8 M	20.2 M	31.7 M	<15 M	<15 M
Benz(a)anthracene	<14 µg/kg	TM218		36.8 M	37.7 M	<14 M	38.7 M	<14 M	<14 M
Chrysene	<10 µg/kg	TM218		72.8 M	82.6 M	<10 M	62.9 M	<10 M	<10 M
Benzo(b)fluoranthene	<15 µg/kg	TM218		28.6 M	101 M	48.1 M	60.8 M	<15 M	<15 M
Benzo(k)fluoranthene	<14 µg/kg	TM218		<14 M	29.5 M	<14 M	<14 M	<14 M	<14 M
Benzo(a)pyrene	<15 µg/kg	TM218		<15 M	40 M	<15 M	<15 M	<15 M	<15 M
Indeno(1,2,3-cd)pyrene	<18 µg/kg	TM218		<18 M	28.3 M	<18 M	<18 M	<18 M	<18 M
Dibenzo(a,h)anthracene	<23 µg/kg	TM218		<23 M	<23 M	<23 M	<23 M	<23 M	<23 M
Benzo(g,h,i)perylene	<24 µg/kg	TM218		<24 M	35.9 M	<24 M	<24 M	<24 M	<24 M
PAH, Total Detected USEPA 16	<118 µg/kg	TM218		15600	636	169	329	<118	<118

CERTIFICATE OF ANALYSIS

SDG:	140628-58	**Location:**	Coed Darcy	**Order Number:**	CD0725
Job:	H_ATKINS_LDC-224	**Customer:**	Atkins Global Ltd	**Report Number:**	277181
Client Reference:	Site Wide Trial Pitting	**Attention:**	Jack Lowrie	**Superseded Report:**	

PAH by GCMS

Results Legend	
#	ISO17025 accredited.
M	*m*CERTS accredited.
aq	Aqueous / settled sample.
diss.filt	Dissolved / filtered sample.
tot.unfilt	Total / unfiltered sample.
*	Subcontracted test.
**	% recovery of the surrogate standard to check the efficiency of the method. The results of individual compounds within samples aren't corrected for the recovery
(F)	Trigger breach confirmed
1-5&+§@	Sample deviation (see appendix)

Component	LOD/Units	Method	Customer Sample R	IP141	IP141	IP142	IP142	IP172	IP172
			Depth (m)	0.50	1.50	0.50	1.50	0.50	1.50
			Sample Type	Soil/Solid	Soil/Solid	Soil/Solid	Soil/Solid	Soil/Solid	Soil/Solid
			Date Sampled	26/06/2014	26/06/2014	26/06/2014	26/06/2014	26/06/2014	26/06/2014
			Sample Time	.	.	.	.	.	.
			Date Received	28/06/2014	28/06/2014	28/06/2014	28/06/2014	28/06/2014	28/06/2014
			SDG Ref	140628-58	140628-58	140628-58	140628-58	140628-58	140628-58
			Lab Sample No.(s)	9525068	9525072	9525081	9525085	9525089	9525093
			AGS Reference						
Naphthalene-d8 % recovery**	%	TM218		89.3	108	106	106	107	109
Acenaphthene-d10 % recovery**	%	TM218		87.6	105	104	102	103	104
Phenanthrene-d10 % recovery**	%	TM218		84.4	102	101	99.4	101	102
Chrysene-d12 % recovery**	%	TM218		77.3	101	101	99	100	101
Perylene-d12 % recovery**	%	TM218		87.9	98.3	103	97.8	104	99.2
Naphthalene	<9 µg/kg	TM218		21.4 M	<9 M	19.4 M	<9 M	70.9 M	<9 M
Acenaphthylene	<12 µg/kg	TM218		18.1 M	<12 M	19.5 M	<12 M	134 M	<12 M
Acenaphthene	<8 µg/kg	TM218		<8 M	<8 M	<8 M	<8 M	27.8 M	<8 M
Fluorene	<10 µg/kg	TM218		<10 M	<10 M	<10 M	<10 M	67.5 M	<10 M
Phenanthrene	<15 µg/kg	TM218		252 M	25.8 M	228 M	35.4 M	1010 M	21.7 M
Anthracene	<16 µg/kg	TM218		24.7 M	<16 M	<16 M	<16 M	163 M	<16 M
Fluoranthene	<17 µg/kg	TM218		369 M	19.9 M	174 M	<17 M	1350 M	<17 M
Pyrene	<15 µg/kg	TM218		271 M	<15 M	122 M	<15 M	1020 M	<15 M
Benz(a)anthracene	<14 µg/kg	TM218		157 M	<14 M	85.1 M	24.7 M	681 M	25.3 M
Chrysene	<10 µg/kg	TM218		248 M	15.2 M	177 M	22.2 M	731 M	<10 M
Benzo(b)fluoranthene	<15 µg/kg	TM218		348 M	17.3 M	204 M	22.7 M	921 M	<15 M
Benzo(k)fluoranthene	<14 µg/kg	TM218		122 M	<14 M	50.1 M	<14 M	374 M	<14 M
Benzo(a)pyrene	<15 µg/kg	TM218		172 M	<15 M	81.9 M	<15 M	640 M	<15 M
Indeno(1,2,3-cd)pyrene	<18 µg/kg	TM218		103 M	<18 M	60.7 M	<18 M	366 M	<18 M
Dibenzo(a,h)anthracene	<23 µg/kg	TM218		38.3 M	<23 M	32 M	<23 M	140 M	<23 M
Benzo(g,h,i)perylene	<24 µg/kg	TM218		114 M	<24 M	66.6 M	<24 M	412 M	<24 M
PAH, Total Detected USEPA 16	<118 µg/kg	TM218		2260	<118	1320	<118	8110	<118

CERTIFICATE OF ANALYSIS

SDG:	140628-58	**Location:**	Coed Darcy	**Order Number:**	CD0725
Job:	H_ATKINS_LDC-224	**Customer:**	Atkins Global Ltd	**Report Number:**	277181
Client Reference:	Site Wide Trial Pitting	**Attention:**	Jack Lowrie	**Superseded Report:**	

PAH by GCMS

Results Legend	
#	ISO17025 accredited.
M	*m*CERTS accredited.
aq	Aqueous / settled sample.
diss.filt	Dissolved / filtered sample.
tot.unfilt	Total / unfiltered sample.
*	Subcontracted test.
**	% recovery of the surrogate standard to check the efficiency of the method. The results of individual compounds within samples aren't corrected for the recovery
(F)	Trigger breach confirmed
1-5&+§@	Sample deviation (see appendix)

Component	LOD/Units	Method	Customer Sample R	IP173	IP173	IP173	IP197	IP197	IP197
			Depth (m)	0.50	1.40	1.80	0.50	1.50	1.70
			Sample Type	Soil/Solid	Soil/Solid	Soil/Solid	Soil/Solid	Soil/Solid	Soil/Solid
			Date Sampled	26/06/2014	26/06/2014	26/06/2014	26/06/2014	26/06/2014	26/06/2014
			Sample Time	.	.	.	.	.	.
			Date Received	28/06/2014	28/06/2014	28/06/2014	28/06/2014	28/06/2014	28/06/2014
			SDG Ref	140628-58	140628-58	140628-58	140628-58	140628-58	140628-58
			Lab Sample No.(s)	9525097	9525101	9525105	9525109	9525113	9525117
			AGS Reference						
Naphthalene-d8 % recovery**	%	TM218		96.1	109	84.6	109	109	111
Acenaphthene-d10 % recovery**	%	TM218		96.3	107	81.3	106	107	110
Phenanthrene-d10 % recovery**	%	TM218		91.4	105	79.7	104	104	108
Chrysene-d12 % recovery**	%	TM218		84.3	108	80.6	111	109	121
Perylene-d12 % recovery**	%	TM218		89.8	113	79.1	120	115	125
Naphthalene	<9 µg/kg	TM218		200 M	<9 M	35.3 M	90 M	68.6 M	128 M
Acenaphthylene	<12 µg/kg	TM218		389 M	<12 M	<12 M	28.9 M	20.9 M	399 M
Acenaphthene	<8 µg/kg	TM218		28.4 M	<8 M	<8 M	105 M	180 M	1460 M
Fluorene	<10 µg/kg	TM218		160 M	<10 M	<10 M	213 M	314 M	2910 M
Phenanthrene	<15 µg/kg	TM218		1670 M	44.5 M	103 M	706 M	829 M	16400 M
Anthracene	<16 µg/kg	TM218		381 M	<16 M	<16 M	247 M	263 M	6270 M
Fluoranthene	<17 µg/kg	TM218		2190 M	<17 M	<17 M	2470 M	1010 M	33700 M
Pyrene	<15 µg/kg	TM218		1550 M	<15 M	<15 M	2150 M	680 M	23100 M
Benz(a)anthracene	<14 µg/kg	TM218		960 M	26.6 M	<14 M	1910 M	419 M	16000 M
Chrysene	<10 µg/kg	TM218		1040 M	27.3 M	<10 M	1770 M	362 M	13100 M
Benzo(b)fluoranthene	<15 µg/kg	TM218		1760 M	38.8 M	<15 M	2420 M	421 M	16500 M
Benzo(k)fluoranthene	<14 µg/kg	TM218		482 M	<14 M	<14 M	1030 M	178 M	7150 M
Benzo(a)pyrene	<15 µg/kg	TM218		919 M	<15 M	<15 M	2070 M	304 M	13400 M
Indeno(1,2,3-cd)pyrene	<18 µg/kg	TM218		498 M	<18 M	<18 M	1040 M	147 M	7110 M
Dibenzo(a,h)anthracene	<23 µg/kg	TM218		193 M	<23 M	<23 M	438 M	61.8 M	2630 M
Benzo(g,h,i)perylene	<24 µg/kg	TM218		512 M	<24 M	<24 M	1170 M	168 M	7550 M
PAH, Total Detected USEPA 16	<118 µg/kg	TM218		12900	137	138	17900	5430	168000

CERTIFICATE OF ANALYSIS

SDG:	140628-58	**Location:**	Coed Darcy	**Order Number:**	CD0725
Job:	H_ATKINS_LDC-224	**Customer:**	Atkins Global Ltd	**Report Number:**	277181
Client Reference:	Site Wide Trial Pitting	**Attention:**	Jack Lowrie	**Superseded Report:**	

PAH by GCMS

Results Legend	
#	ISO17025 accredited.
M	*m*CERTS accredited.
aq	Aqueous / settled sample.
diss.filt	Dissolved / filtered sample.
tot.unfilt	Total / unfiltered sample.
*	Subcontracted test.
**	% recovery of the surrogate standard to check the efficiency of the method. The results of individual compounds within samples aren't corrected for the recovery
(F)	Trigger breach confirmed
1-5&+§@	Sample deviation (see appendix)

Component	LOD/Units	Method	Customer Sample R	IP197	IP209	IP209	IP209	IP209	IP212
			Depth (m)	2.50	0.50	1.00	1.60	2.50	0.50
			Sample Type	Soil/Solid	Soil/Solid	Soil/Solid	Soil/Solid	Soil/Solid	Soil/Solid
			Date Sampled	26/06/2014	26/06/2014	26/06/2014	26/06/2014	26/06/2014	26/06/2014
			Sample Time	.	.	.	.	.	.
			Date Received	28/06/2014	28/06/2014	28/06/2014	28/06/2014	28/06/2014	28/06/2014
			SDG Ref	140628-58	140628-58	140628-58	140628-58	140628-58	140628-58
			Lab Sample No.(s)	9525126	9525131	9525135	9525139	9525144	9525165
			AGS Reference						
Naphthalene-d8 % recovery**	%	TM218		107	91.1	106	160	103	88.2
Acenaphthene-d10 % recovery**	%	TM218		105	95.1	107	158	104	88.3
Phenanthrene-d10 % recovery**	%	TM218		103	96.6	104	154	102	86.4
Chrysene-d12 % recovery**	%	TM218		106	101	100	157	102	81.6
Perylene-d12 % recovery**	%	TM218		110	110	106	164	107	95.2
Naphthalene	<9 µg/kg	TM218		<9 M	182 M	190 M	713 M	42.3 M	219 M
Acenaphthylene	<12 µg/kg	TM218		<12 M	25.9 M	18.4 M	462 M	<12 M	38.2 M
Acenaphthene	<8 µg/kg	TM218		<8 M	209 M	128 M	334 M	32.7 M	493 M
Fluorene	<10 µg/kg	TM218		<10 M	260 M	212 M	408 M	54.4 M	651 M
Phenanthrene	<15 µg/kg	TM218		24.1 M	465 M	516 M	1680 M	188 M	1180 M
Anthracene	<16 µg/kg	TM218		<16 M	319 M	141 M	438 M	44.7 M	470 M
Fluoranthene	<17 µg/kg	TM218		30.5 M	1180 M	496 M	3800 M	279 M	673 M
Pyrene	<15 µg/kg	TM218		21.5 M	927 M	463 M	2670 M	230 M	659 M
Benz(a)anthracene	<14 µg/kg	TM218		37.4 M	511 M	238 M	1880 M	294 M	260 M
Chrysene	<10 µg/kg	TM218		<10 M	514 M	274 M	1940 M	274 M	276 M
Benzo(b)fluoranthene	<15 µg/kg	TM218		<15 M	460 M	326 M	3840 M	291 M	345 M
Benzo(k)fluoranthene	<14 µg/kg	TM218		<14 M	185 M	125 M	1330 M	121 M	131 M
Benzo(a)pyrene	<15 µg/kg	TM218		<15 M	349 M	227 M	2050 M	214 M	189 M
Indeno(1,2,3-cd)pyrene	<18 µg/kg	TM218		<18 M	177 M	132 M	1620 M	97.5 M	99.1 M
Dibenzo(a,h)anthracene	<23 µg/kg	TM218		<23 M	64.5 M	61.7 M	597 M	40.8 M	38.5 M
Benzo(g,h,i)perylene	<24 µg/kg	TM218		<24 M	205 M	205 M	1790 M	113 M	113 M
PAH, Total Detected USEPA 16	<118 µg/kg	TM218		<118	6030	3750	25600	2320	5830

CERTIFICATE OF ANALYSIS

SDG:	140628-58	**Location:**	Coed Darcy	**Order Number:**	CD0725
Job:	H_ATKINS_LDC-224	**Customer:**	Atkins Global Ltd	**Report Number:**	277181
Client Reference:	Site Wide Trial Pitting	**Attention:**	Jack Lowrie	**Superseded Report:**	

PAH by GCMS

Results Legend	
#	ISO17025 accredited.
M	*m*CERTS accredited.
aq	Aqueous / settled sample.
diss.filt	Dissolved / filtered sample.
tot.unfilt	Total / unfiltered sample.
*	Subcontracted test.
**	% recovery of the surrogate standard to check the efficiency of the method. The results of individual compounds within samples aren't corrected for the recovery
(F)	Trigger breach confirmed
1-5&+§@	Sample deviation (see appendix)

Component	LOD/Units	Method	Customer Sample R	IP212	IP212	IP214	IP214	IP214	IP214
			Depth (m)	1.30	1.60	0.50	1.40	2.10	3.40
			Sample Type	Soil/Solid	Soil/Solid	Soil/Solid	Soil/Solid	Soil/Solid	Soil/Solid
			Date Sampled	26/06/2014	26/06/2014	26/06/2014	26/06/2014	26/06/2014	26/06/2014
			Sample Time	.	.	.	.	.	.
			Date Received	28/06/2014	28/06/2014	28/06/2014	28/06/2014	28/06/2014	28/06/2014
			SDG Ref	140628-58	140628-58	140628-58	140628-58	140628-58	140628-58
			Lab Sample No.(s)	9525173	9525177	9525148	9525152	9525156	9525160
			AGS Reference						
Naphthalene-d8 % recovery**	%	TM218		94.3	93	92.1	93.9	105	90.7
Acenaphthene-d10 % recovery**	%	TM218		93.2	91.4	89.4	92.6	101	89.3
Phenanthrene-d10 % recovery**	%	TM218		91.8	89.3	84.4	89.8	98.4	87.9
Chrysene-d12 % recovery**	%	TM218		95.7	86.1	80.6	91.7	97.4	87.3
Perylene-d12 % recovery**	%	TM218		101	83.7	97.7	96.4	97.6	90.4
Naphthalene	<9 µg/kg	TM218		319 M	25.3 M	498 M	262 M	1420 M	18.8 M
Acenaphthylene	<12 µg/kg	TM218		68.6 M	<12 M	<12 M	<12 M	293 M	<12 M
Acenaphthene	<8 µg/kg	TM218		103 M	<8 M	141 M	209 M	408 M	<8 M
Fluorene	<10 µg/kg	TM218		149 M	<10 M	573 M	147 M	432 M	<10 M
Phenanthrene	<15 µg/kg	TM218		480 M	19.7 M	642 M	426 M	912 M	90.6 M
Anthracene	<16 µg/kg	TM218		135 M	<16 M	225 M	118 M	327 M	20.1 M
Fluoranthene	<17 µg/kg	TM218		732 M	<17 M	520 M	664 M	1420 M	141 M
Pyrene	<15 µg/kg	TM218		636 M	<15 M	418 M	677 M	1250 M	110 M
Benz(a)anthracene	<14 µg/kg	TM218		315 M	<14 M	349 M	278 M	712 M	92 M
Chrysene	<10 µg/kg	TM218		345 M	<10 M	312 M	614 M	946 M	118 M
Benzo(b)fluoranthene	<15 µg/kg	TM218		428 M	<15 M	562 M	533 M	1610 M	152 M
Benzo(k)fluoranthene	<14 µg/kg	TM218		146 M	<14 M	174 M	206 M	562 M	56.5 M
Benzo(a)pyrene	<15 µg/kg	TM218		246 M	<15 M	304 M	309 M	638 M	82 M
Indeno(1,2,3-cd)pyrene	<18 µg/kg	TM218		122 M	<18 M	187 M	185 M	553 M	50 M
Dibenzo(a,h)anthracene	<23 µg/kg	TM218		55 M	<23 M	70.2 M	86.7 M	207 M	<23 M
Benzo(g,h,i)perylene	<24 µg/kg	TM218		166 M	<24 M	205 M	311 M	638 M	63 M
PAH, Total Detected USEPA 16	<118 µg/kg	TM218		4440	<118	5180	5030	12300	994

CERTIFICATE OF ANALYSIS

SDG:	140628-58	**Location:**	Coed Darcy	**Order Number:**	CD0725
Job:	H_ATKINS_LDC-224	**Customer:**	Atkins Global Ltd	**Report Number:**	277181
Client Reference:	Site Wide Trial Pitting	**Attention:**	Jack Lowrie	**Superseded Report:**	

PAH by GCMS

Results Legend	
#	ISO17025 accredited.
M	*m*CERTS accredited.
aq	Aqueous / settled sample.
diss.filt	Dissolved / filtered sample.
tot.unfilt	Total / unfiltered sample.
*	Subcontracted test.
**	% recovery of the surrogate standard to check the efficiency of the method. The results of individual compounds within samples aren't corrected for the recovery
(F)	Trigger breach confirmed
1-5&+§@	Sample deviation (see appendix)

Component	LOD/Units	Method	Customer Sample R	IP282	IP282	IP282	IP314	IP314	IP314
			Depth (m)	0.50	1.50	1.80	0.50	1.50	2.50
			Sample Type	Soil/Solid	Soil/Solid	Soil/Solid	Soil/Solid	Soil/Solid	Soil/Solid
			Date Sampled	26/06/2014	26/06/2014	26/06/2014	26/06/2014	26/06/2014	26/06/2014
			Sample Time	.	.	.	.	.	.
			Date Received	28/06/2014	28/06/2014	28/06/2014	28/06/2014	28/06/2014	28/06/2014
			SDG Ref	140628-58	140628-58	140628-58	140628-58	140628-58	140628-58
			Lab Sample No.(s)	9524852	9524856	9524860	9524864	9524868	9524872
			AGS Reference						
Naphthalene-d8 % recovery**	%	TM218		110	91.4	101	108	92.3	95
Acenaphthene-d10 % recovery**	%	TM218		107	90.2	97.6	105	90.8	93
Phenanthrene-d10 % recovery**	%	TM218		105	88.1	95.1	103	89.2	89.4
Chrysene-d12 % recovery**	%	TM218		103	89.3	90.4	101	91	86
Perylene-d12 % recovery**	%	TM218		105	93.5	85	102	95.5	86.6
Naphthalene	<9 µg/kg	TM218		<9 M	<9 #	<9 M	<9 M	<9 M	10.2 M
Acenaphthylene	<12 µg/kg	TM218		<12 M	<12 #	<12 M	<12 M	13.2 M	<12 M
Acenaphthene	<8 µg/kg	TM218		<8 M	<8 #	<8 M	<8 M	<8 M	<8 M
Fluorene	<10 µg/kg	TM218		<10 M	<10 #	<10 M	<10 M	<10 M	<10 M
Phenanthrene	<15 µg/kg	TM218		31.2 M	<15 #	<15 M	27.7 M	64.1 M	96.5 M
Anthracene	<16 µg/kg	TM218		<16 M	<16 #	<16 M	<16 M	<16 M	<16 M
Fluoranthene	<17 µg/kg	TM218		35 M	<17 #	<17 M	32.7 M	63.7 M	33.9 M
Pyrene	<15 µg/kg	TM218		24.4 M	<15 #	<15 M	22.9 M	53.7 M	25.1 M
Benz(a)anthracene	<14 µg/kg	TM218		32.6 M	<14 #	<14 M	34.2 M	40 M	32.6 M
Chrysene	<10 µg/kg	TM218		31.9 M	<10 #	<10 M	25 M	54.7 M	57.7 M
Benzo(b)fluoranthene	<15 µg/kg	TM218		49.6 M	<15 #	<15 M	37.7 M	69 M	69.9 M
Benzo(k)fluoranthene	<14 µg/kg	TM218		<14 M	<14 #	<14 M	<14 M	21.3 M	<14 M
Benzo(a)pyrene	<15 µg/kg	TM218		20.3 M	<15 #	<15 M	18.6 M	27.7 M	17.3 M
Indeno(1,2,3-cd)pyrene	<18 µg/kg	TM218		<18 M	<18 #	<18 M	<18 M	<18 M	<18 M
Dibenzo(a,h)anthracene	<23 µg/kg	TM218		<23 M	<23 #	<23 M	<23 M	<23 M	<23 M
Benzo(g,h,i)perylene	<24 µg/kg	TM218		<24 M	<24 #	<24 M	<24 M	<24 M	<24 M
PAH, Total Detected USEPA 16	<118 µg/kg	TM218		225	<118	<118	199	407	343

CERTIFICATE OF ANALYSIS

SDG:	140628-58	**Location:**	Coed Darcy	**Order Number:**	CD0725
Job:	H_ATKINS_LDC-224	**Customer:**	Atkins Global Ltd	**Report Number:**	277181
Client Reference:	Site Wide Trial Pitting	**Attention:**	Jack Lowrie	**Superseded Report:**	

PAH by GCMS

Results Legend	
#	ISO17025 accredited.
M	*m*CERTS accredited.
aq	Aqueous / settled sample.
diss.filt	Dissolved / filtered sample.
tot.unfilt	Total / unfiltered sample.
*	Subcontracted test.
**	% recovery of the surrogate standard to check the efficiency of the method. The results of individual compounds within samples aren't corrected for the recovery
(F)	Trigger breach confirmed
1-5&+§@	Sample deviation (see appendix)

Component	LOD/Units	Method	Customer Sample R	IP315	IP315	IP315	IP315	IP316	IP316
			Depth (m)	0.50	1.50	2.50	3.50	0.50	1.50
			Sample Type	Soil/Solid	Soil/Solid	Soil/Solid	Soil/Solid	Soil/Solid	Soil/Solid
			Date Sampled	26/06/2014	26/06/2014	26/06/2014	26/06/2014	26/06/2014	26/06/2014
			Sample Time	.	.	.	.	.	.
			Date Received	28/06/2014	28/06/2014	28/06/2014	28/06/2014	28/06/2014	28/06/2014
			SDG Ref	140628-58	140628-58	140628-58	140628-58	140628-58	140628-58
			Lab Sample No.(s)	9524905	9524909	9524914	9524919	9524876	9524880
			AGS Reference						
Naphthalene-d8 % recovery**	%	TM218		109	91.6	91.6	92.1	100	93.8
Acenaphthene-d10 % recovery**	%	TM218		107	92.3	91.5	91.6	96.3	93.2
Phenanthrene-d10 % recovery**	%	TM218		105	87.2	86.5	86.5	92.7	91.1
Chrysene-d12 % recovery**	%	TM218		103	89.4	90.4	89.5	90	95.5
Perylene-d12 % recovery**	%	TM218		104	84.4	86.9	86.4	91.5	100
Naphthalene	<9 µg/kg	TM218		26.3 M	739 M	828 M	873 M	80 M	48.9 M
Acenaphthylene	<12 µg/kg	TM218		13.6 M	86 M	56.2 M	77.1 M	79.5 M	29.2 M
Acenaphthene	<8 µg/kg	TM218		<8 M	159 M	117 M	122 M	<8 M	<8 M
Fluorene	<10 µg/kg	TM218		<10 M	189 M	216 M	212 M	<10 M	<10 M
Phenanthrene	<15 µg/kg	TM218		31.9 M	80.9 M	114 M	95.9 M	456 M	86.7 M
Anthracene	<16 µg/kg	TM218		<16 M	<16 M	<16 M	<16 M	96.8 M	<16 M
Fluoranthene	<17 µg/kg	TM218		31.9 M	26.9 M	43.6 M	32.7 M	1150 M	157 M
Pyrene	<15 µg/kg	TM218		27.9 M	21.5 M	29.7 M	21.8 M	791 M	119 M
Benz(a)anthracene	<14 µg/kg	TM218		38.2 M	<14 M	<14 M	21.3 M	457 M	99.3 M
Chrysene	<10 µg/kg	TM218		40.8 M	26.6 M	23.6 M	66.1 M	469 M	113 M
Benzo(b)fluoranthene	<15 µg/kg	TM218		79.1 M	31.5 M	45 M	153 M	695 M	219 M
Benzo(k)fluoranthene	<14 µg/kg	TM218		23.1 M	<14 M	<14 M	58.5 M	264 M	79.7 M
Benzo(a)pyrene	<15 µg/kg	TM218		33.5 M	<15 M	17.8 M	30.9 M	419 M	132 M
Indeno(1,2,3-cd)pyrene	<18 µg/kg	TM218		40.9 M	<18 M	<18 M	70.3 M	324 M	115 M
Dibenzo(a,h)anthracene	<23 µg/kg	TM218		<23 M	<23 M	<23 M	<23 M	84 M	26 M
Benzo(g,h,i)perylene	<24 µg/kg	TM218		43.8 M	<24 M	<24 M	84 M	352 M	133 M
PAH, Total Detected USEPA 16	<118 µg/kg	TM218		431	1360	1490	1920	5720	1360

CERTIFICATE OF ANALYSIS

SDG:	140628-58	**Location:**	Coed Darcy	**Order Number:**	CD0725
Job:	H_ATKINS_LDC-224	**Customer:**	Atkins Global Ltd	**Report Number:**	277181
Client Reference:	Site Wide Trial Pitting	**Attention:**	Jack Lowrie	**Superseded Report:**	

PAH by GCMS

Results Legend	
#	ISO17025 accredited.
M	*m*CERTS accredited.
aq	Aqueous / settled sample.
diss.filt	Dissolved / filtered sample.
tot.unfilt	Total / unfiltered sample.
*	Subcontracted test.
**	% recovery of the surrogate standard to check the efficiency of the method. The results of individual compounds within samples aren't corrected for the recovery
(F)	Trigger breach confirmed
1-5&+§@	Sample deviation (see appendix)

Component	LOD/Units	Method	Customer Sample R	IP316	IP317	IP317	IP317	IP318	IP318
			Depth (m)	2.50	0.50	1.50	2.50	0.50	1.50
			Sample Type	Soil/Solid	Soil/Solid	Soil/Solid	Soil/Solid	Soil/Solid	Soil/Solid
			Date Sampled	26/06/2014	26/06/2014	26/06/2014	26/06/2014	26/06/2014	26/06/2014
			Sample Time	.	.	.	.	.	.
			Date Received	28/06/2014	28/06/2014	28/06/2014	28/06/2014	28/06/2014	28/06/2014
			SDG Ref	140628-58	140628-58	140628-58	140628-58	140628-58	140628-58
			Lab Sample No.(s)	9524888	9524892	9524896	9524901	9524844	9524848
			AGS Reference						
Naphthalene-d8 % recovery**	%	TM218		92	100	91.1	94	103	112
Acenaphthene-d10 % recovery**	%	TM218		90.8	95	88.5	90	98.3	108
Phenanthrene-d10 % recovery**	%	TM218		86.7	91.6	85.5	91.7	93.8	106
Chrysene-d12 % recovery**	%	TM218		86.3	83.6	90.7	113	85.7	100
Perylene-d12 % recovery**	%	TM218		90.8	83.7	87.6	116	83.1	94.3
Naphthalene	<9 µg/kg	TM218		303 M	<9 M	<9 M	42 M	<9 M	<9 M
Acenaphthylene	<12 µg/kg	TM218		<12 M	<12 M	<12 M	2050 M	<12 M	<12 M
Acenaphthene	<8 µg/kg	TM218		92.7 M	<8 M	<8 M	138 M	<8 M	<8 M
Fluorene	<10 µg/kg	TM218		97.4 M	<10 M	<10 M	809 M	<10 M	<10 M
Phenanthrene	<15 µg/kg	TM218		47.3 M	49 M	50.8 M	22600 M	62.5 M	40.8 M
Anthracene	<16 µg/kg	TM218		<16 M	51 M	<16 M	5560 M	<16 M	<16 M
Fluoranthene	<17 µg/kg	TM218		<17 M	<17 M	<17 M	53100 M	67.1 M	<17 M
Pyrene	<15 µg/kg	TM218		<15 M	<15 M	<15 M	33900 M	46.9 M	<15 M
Benz(a)anthracene	<14 µg/kg	TM218		24.5 M	20 M	<14 M	18700 M	37.1 M	24.5 M
Chrysene	<10 µg/kg	TM218		16.8 M	20.8 M	27.6 M	15700 M	50.4 M	25.7 M
Benzo(b)fluoranthene	<15 µg/kg	TM218		<15 M	19.6 M	27.2 M	15200 M	60 M	22.3 M
Benzo(k)fluoranthene	<14 µg/kg	TM218		<14 M	<14 M	<14 M	7570 M	26.2 M	<14 M
Benzo(a)pyrene	<15 µg/kg	TM218		<15 M	<15 M	<15 M	14800 M	24.4 M	<15 M
Indeno(1,2,3-cd)pyrene	<18 µg/kg	TM218		<18 M	<18 M	<18 M	7500 M	24.1 M	<18 M
Dibenzo(a,h)anthracene	<23 µg/kg	TM218		<23 M	<23 M	<23 M	2130 M	<23 M	<23 M
Benzo(g,h,i)perylene	<24 µg/kg	TM218		<24 M	<24 M	<24 M	7220 M	31.7 M	<24 M
PAH, Total Detected USEPA 16	<118 µg/kg	TM218		582	160	<118	207000	430	<118

CERTIFICATE OF ANALYSIS

SDG:	140628-58	**Location:**	Coed Darcy	**Order Number:**	CD0725
Job:	H_ATKINS_LDC-224	**Customer:**	Atkins Global Ltd	**Report Number:**	277181
Client Reference:	Site Wide Trial Pitting	**Attention:**	Jack Lowrie	**Superseded Report:**	

PAH by GCMS

Results Legend	
#	ISO17025 accredited.
M	*m*CERTS accredited.
aq	Aqueous / settled sample.
diss.filt	Dissolved / filtered sample.
tot.unfilt	Total / unfiltered sample.
*	Subcontracted test.
**	% recovery of the surrogate standard to check the efficiency of the method. The results of individual compounds within samples aren't corrected for the recovery
(F)	Trigger breach confirmed
1-5&+§@	Sample deviation (see appendix)

Component	LOD/Units	Method	Customer Sample R	TP7044	TP7044	TP7044	TP7045	TP7045	TP7045
			Depth (m)	0.50	1.00	2.00	0.50	1.50	2.50
			Sample Type	Soil/Solid	Soil/Solid	Soil/Solid	Soil/Solid	Soil/Solid	Soil/Solid
			Date Sampled	26/06/2014	26/06/2014	26/06/2014	26/06/2014	26/06/2014	26/06/2014
			Sample Time	.	.	.	.	.	.
			Date Received	28/06/2014	28/06/2014	28/06/2014	28/06/2014	28/06/2014	28/06/2014
			SDG Ref	140628-58	140628-58	140628-58	140628-58	140628-58	140628-58
			Lab Sample No.(s)	9524792	9524839	9524884	9524932	9524979	9525027
			AGS Reference						
Naphthalene-d8 % recovery**	%	TM218		107	87.6	87.7	108	108	103
Acenaphthene-d10 % recovery**	%	TM218		106	82	84.7	103	105	103
Phenanthrene-d10 % recovery**	%	TM218		105	79.6	83.6	101	103	100
Chrysene-d12 % recovery**	%	TM218		105	83.3	90.1	105	103	97.8
Perylene-d12 % recovery**	%	TM218		111	80.9	84.2	115	108	105
Naphthalene	<9 µg/kg	TM218		<9 M	12.8 M	103 M	36.4 M	95.9 M	287 M
Acenaphthylene	<12 µg/kg	TM218		<12 M	<12 M	20.2 M	<12 M	<12 M	<12 M
Acenaphthene	<8 µg/kg	TM218		<8 M	<8 M	44.3 M	20.2 M	74.9 M	239 M
Fluorene	<10 µg/kg	TM218		<10 M	<10 M	37.9 M	42.2 M	303 M	635 M
Phenanthrene	<15 µg/kg	TM218		<15 M	120 M	156 M	266 M	478 M	1290 M
Anthracene	<16 µg/kg	TM218		<16 M	<16 M	36.9 M	77.2 M	192 M	404 M
Fluoranthene	<17 µg/kg	TM218		<17 M	168 M	24.8 M	503 M	63.3 M	306 M
Pyrene	<15 µg/kg	TM218		<15 M	121 M	<15 M	490 M	154 M	534 M
Benz(a)anthracene	<14 µg/kg	TM218		<14 M	92.2 M	<14 M	327 M	49.7 M	195 M
Chrysene	<10 µg/kg	TM218		<10 M	129 M	<10 M	317 M	110 M	287 M
Benzo(b)fluoranthene	<15 µg/kg	TM218		<15 M	132 M	<15 M	446 M	66.4 M	249 M
Benzo(k)fluoranthene	<14 µg/kg	TM218		<14 M	44.6 M	<14 M	198 M	<14 M	101 M
Benzo(a)pyrene	<15 µg/kg	TM218		<15 M	63.9 M	<15 M	413 M	35.9 M	204 M
Indeno(1,2,3-cd)pyrene	<18 µg/kg	TM218		<18 M	33.9 M	<18 M	266 M	<18 M	117 M
Dibenzo(a,h)anthracene	<23 µg/kg	TM218		<23 M	<23 M	<23 M	89.3 M	<23 M	71.9 M
Benzo(g,h,i)perylene	<24 µg/kg	TM218		<24 M	43.4 M	<24 M	389 M	28.6 M	199 M
PAH, Total Detected USEPA 16	<118 µg/kg	TM218		<118	960	423	3880	1650	5120

CERTIFICATE OF ANALYSIS

SDG:	140628-58	**Location:**	Coed Darcy	**Order Number:**	CD0725
Job:	H_ATKINS_LDC-224	**Customer:**	Atkins Global Ltd	**Report Number:**	277181
Client Reference:	Site Wide Trial Pitting	**Attention:**	Jack Lowrie	**Superseded Report:**	

PAH by GCMS

Results Legend	
#	ISO17025 accredited.
M	*m*CERTS accredited.
aq	Aqueous / settled sample.
diss.filt	Dissolved / filtered sample.
tot.unfilt	Total / unfiltered sample.
*	Subcontracted test.
**	% recovery of the surrogate standard to check the efficiency of the method. The results of individual compounds within samples aren't corrected for the recovery
(F)	Trigger breach confirmed
1-5&+§@	Sample deviation (see appendix)

Component	LOD/Units	Method	Customer Sample R	TP7046	TP7046	TP7046	TP7046	TP7047	TP7047
			Depth (m)	0.50	1.50	2.50	3.40	0.50	1.50
			Sample Type	Soil/Solid	Soil/Solid	Soil/Solid	Soil/Solid	Soil/Solid	Soil/Solid
			Date Sampled	26/06/2014	26/06/2014	26/06/2014	26/06/2014	26/06/2014	26/06/2014
			Sample Time	.	.	.	.	.	.
			Date Received	28/06/2014	28/06/2014	28/06/2014	28/06/2014	28/06/2014	28/06/2014
			SDG Ref	140628-58	140628-58	140628-58	140628-58	140628-58	140628-58
			Lab Sample No.(s)	9525077	9525121	9525169	9524796	9524800	9524804
			AGS Reference						
Naphthalene-d8 % recovery**	%	TM218		116	83.6	104	88.1	85.8	121
Acenaphthene-d10 % recovery**	%	TM218		114	78.7	106	83.6	85.1	123
Phenanthrene-d10 % recovery**	%	TM218		112	77.2	105	81.3	83	119
Chrysene-d12 % recovery**	%	TM218		111	80.6	106	85.3	79.2	120
Perylene-d12 % recovery**	%	TM218		115	76	107	81.3	89.8	126
Naphthalene	<9 µg/kg	TM218		<9 M	11.7 M	14.6 M	33.9 M	119 M	249 M
Acenaphthylene	<12 µg/kg	TM218		<12 M	<12 M	<12 M	<12 M	<12 M	320 M
Acenaphthene	<8 µg/kg	TM218		<8 M	<8 M	<8 M	<8 M	<8 M	304 M
Fluorene	<10 µg/kg	TM218		<10 M	<10 M	<10 M	<10 M	<10 M	1100 M
Phenanthrene	<15 µg/kg	TM218		17.7 M	87.4 M	51.8 M	109 M	97.8 M	1100 M
Anthracene	<16 µg/kg	TM218		<16 M	<16 M	<16 M	<16 M	<16 M	632 M
Fluoranthene	<17 µg/kg	TM218		<17 M	<17 M	<17 M	<17 M	<17 M	26.9 M
Pyrene	<15 µg/kg	TM218		<15 M	<15 M	<15 M	<15 M	<15 M	126 M
Benz(a)anthracene	<14 µg/kg	TM218		<14 M	<14 M	26.5 M	<14 M	21.8 M	23.9 M
Chrysene	<10 µg/kg	TM218		<10 M	<10 M	34.6 M	<10 M	25.7 M	26.1 M
Benzo(b)fluoranthene	<15 µg/kg	TM218		<15 M	43 M	45.7 M	<15 M	35.6 M	26.6 M
Benzo(k)fluoranthene	<14 µg/kg	TM218		<14 M	<14 M	<14 M	<14 M	<14 M	<14 M
Benzo(a)pyrene	<15 µg/kg	TM218		<15 M	<15 M	<15 M	<15 M	<15 M	<15 M
Indeno(1,2,3-cd)pyrene	<18 µg/kg	TM218		<18 M	<18 M	<18 M	<18 M	<18 M	<18 M
Dibenzo(a,h)anthracene	<23 µg/kg	TM218		<23 M	<23 M	<23 M	<23 M	<23 M	<23 M
Benzo(g,h,i)perylene	<24 µg/kg	TM218		<24 M	<24 M	<24 M	<24 M	<24 M	<24 M
PAH, Total Detected USEPA 16	<118 µg/kg	TM218		<118	142	173	142	300	3940

CERTIFICATE OF ANALYSIS

SDG:	140628-58	**Location:**	Coed Darcy	**Order Number:**	CD0725
Job:	H_ATKINS_LDC-224	**Customer:**	Atkins Global Ltd	**Report Number:**	277181
Client Reference:	Site Wide Trial Pitting	**Attention:**	Jack Lowrie	**Superseded Report:**	

PAH by GCMS

Results Legend	
#	ISO17025 accredited.
M	*m*CERTS accredited.
aq	Aqueous / settled sample.
diss.filt	Dissolved / filtered sample.
tot.unfilt	Total / unfiltered sample.
*	Subcontracted test.
**	% recovery of the surrogate standard to check the efficiency of the method. The results of individual compounds within samples aren't corrected for the recovery
(F)	Trigger breach confirmed
1-5&+§@	Sample deviation (see appendix)

Component	LOD/Units	Method	Customer Sample R	TP7047	TP7047	TP7512	TP7512	TP7513	TP7513
			Depth (m)	2.50	3.50	0.50	1.50	0.50	1.50
			Sample Type	Soil/Solid	Soil/Solid	Soil/Solid	Soil/Solid	Soil/Solid	Soil/Solid
			Date Sampled	26/06/2014	26/06/2014	26/06/2014	26/06/2014	26/06/2014	26/06/2014
			Sample Time	.	.	.	.	.	.
			Date Received	28/06/2014	28/06/2014	28/06/2014	28/06/2014	28/06/2014	28/06/2014
			SDG Ref	140628-58	140628-58	140628-58	140628-58	140628-58	140628-58
			Lab Sample No.(s)	9524808	9524812	9524923	9524927	9524936	9524940
			AGS Reference						
Naphthalene-d8 % recovery**	%	TM218		87.8	81.3	88.7	85.1	96.2	79.9
Acenaphthene-d10 % recovery**	%	TM218		84.5	82	83.5	80.7	100	84.9
Phenanthrene-d10 % recovery**	%	TM218		84.6	82.4	80.5	78.4	102	83.1
Chrysene-d12 % recovery**	%	TM218		90.4	87.9	83.9	82.9	106	85.2
Perylene-d12 % recovery**	%	TM218		84.4	84.7	81.1	80.3	113	85.2
Naphthalene	<9 µg/kg	TM218		<9 M	176 M	<9 M	11.3 M	71.7 M	456 M
Acenaphthylene	<12 µg/kg	TM218		40.5 M	79.5 M	<12 M	<12 M	<12 M	<12 M
Acenaphthene	<8 µg/kg	TM218		19.6 M	<8 M	<8 M	<8 M	92.7 M	222 M
Fluorene	<10 µg/kg	TM218		72.8 M	<10 M	<10 M	<10 M	829 M	751 M
Phenanthrene	<15 µg/kg	TM218		204 M	521 M	26 M	77 M	878 M	1050 M
Anthracene	<16 µg/kg	TM218		<16 M	155 M	<16 M	<16 M	318 M	456 M
Fluoranthene	<17 µg/kg	TM218		<17 M	<17 M	<17 M	<17 M	191 M	239 M
Pyrene	<15 µg/kg	TM218		<15 M	<15 M	<15 M	<15 M	457 M	441 M
Benz(a)anthracene	<14 µg/kg	TM218		<14 M	<14 M	<14 M	<14 M	136 M	137 M
Chrysene	<10 µg/kg	TM218		<10 M	<10 M	<10 M	<10 M	150 M	198 M
Benzo(b)fluoranthene	<15 µg/kg	TM218		<15 M	33.7 M	<15 M	<15 M	101 M	123 M
Benzo(k)fluoranthene	<14 µg/kg	TM218		<14 M	<14 M	<14 M	<14 M	29.8 M	47 M
Benzo(a)pyrene	<15 µg/kg	TM218		<15 M	<15 M	<15 M	<15 M	119 M	80.6 M
Indeno(1,2,3-cd)pyrene	<18 µg/kg	TM218		<18 M	<18 M	<18 M	<18 M	30.9 M	25.8 M
Dibenzo(a,h)anthracene	<23 µg/kg	TM218		<23 M	<23 M	<23 M	<23 M	<23 M	<23 M
Benzo(g,h,i)perylene	<24 µg/kg	TM218		<24 M	<24 M	<24 M	<24 M	44.7 M	31.1 M
PAH, Total Detected USEPA 16	<118 µg/kg	TM218		337	965	<118	<118	3450	4260

CERTIFICATE OF ANALYSIS

SDG:	140628-58	**Location:**	Coed Darcy	**Order Number:**	CD0725
Job:	H_ATKINS_LDC-224	**Customer:**	Atkins Global Ltd	**Report Number:**	277181
Client Reference:	Site Wide Trial Pitting	**Attention:**	Jack Lowrie	**Superseded Report:**	

PAH by GCMS

Results Legend	
#	ISO17025 accredited.
M	*m*CERTS accredited.
aq	Aqueous / settled sample.
diss.filt	Dissolved / filtered sample.
tot.unfilt	Total / unfiltered sample.
*	Subcontracted test.
**	% recovery of the surrogate standard to check the efficiency of the method. The results of individual compounds within samples aren't corrected for the recovery
(F)	Trigger breach confirmed
1-5&+§@	Sample deviation (see appendix)

Component	LOD/Units	Method	Customer Sample R	TP7513	TP7514	TP7514	TP7515	TP7515	TP7516
			Depth (m)	2.50	0.50	1.50	0.50	1.50	0.50
			Sample Type	Soil/Solid	Soil/Solid	Soil/Solid	Soil/Solid	Soil/Solid	Soil/Solid
			Date Sampled	26/06/2014	26/06/2014	26/06/2014	26/06/2014	26/06/2014	26/06/2014
			Sample Time	.	.	.	.	.	.
			Date Received	28/06/2014	28/06/2014	28/06/2014	28/06/2014	28/06/2014	28/06/2014
			SDG Ref	140628-58	140628-58	140628-58	140628-58	140628-58	140628-58
			Lab Sample No.(s)	9524944	9524949	9524953	9524957	9524962	9524966
			AGS Reference						
Naphthalene-d8 % recovery**	%	TM218		80.7	105	81.3	89.3	113	94.8
Acenaphthene-d10 % recovery**	%	TM218		84.8	105	80.2	89.7	112	96.7
Phenanthrene-d10 % recovery**	%	TM218		84.8	102	81.2	81.2	109	97.4
Chrysene-d12 % recovery**	%	TM218		89	103	92.4	78.4	108	99
Perylene-d12 % recovery**	%	TM218		87.1	106	95.8	92.8	114	109
Naphthalene	<9 µg/kg	TM218		290 M	102 M	147 M	244 M	151 M	<9 M
Acenaphthylene	<12 µg/kg	TM218		58.3 M	<12 M	<12 M	139 M	<12 M	<12 M
Acenaphthene	<8 µg/kg	TM218		110 M	<8 M	<8 M	163 M	157 M	<8 M
Fluorene	<10 µg/kg	TM218		603 M	<10 M	165 M	885 M	481 M	<10 M
Phenanthrene	<15 µg/kg	TM218		816 M	125 M	339 M	714 M	600 M	30.7 M
Anthracene	<16 µg/kg	TM218		355 M	<16 M	85.1 M	662 M	358 M	<16 M
Fluoranthene	<17 µg/kg	TM218		162 M	20.8 M	62.5 M	84.6 M	424 M	<17 M
Pyrene	<15 µg/kg	TM218		308 M	<15 M	98.6 M	228 M	400 M	<15 M
Benz(a)anthracene	<14 µg/kg	TM218		95.9 M	27.7 M	<14 M	23.1 M	128 M	22.3 M
Chrysene	<10 µg/kg	TM218		174 M	67.2 M	<10 M	149 M	221 M	<10 M
Benzo(b)fluoranthene	<15 µg/kg	TM218		99.1 M	71.2 M	65.8 M	145 M	183 M	<15 M
Benzo(k)fluoranthene	<14 µg/kg	TM218		31.3 M	<14 M	<14 M	<14 M	67.1 M	<14 M
Benzo(a)pyrene	<15 µg/kg	TM218		56 M	<15 M	<15 M	35.3 M	128 M	<15 M
Indeno(1,2,3-cd)pyrene	<18 µg/kg	TM218		19.7 M	<18 M	<18 M	<18 M	65.1 M	<18 M
Dibenzo(a,h)anthracene	<23 µg/kg	TM218		<23 M	<23 M	<23 M	<23 M	<23 M	<23 M
Benzo(g,h,i)perylene	<24 µg/kg	TM218		<24 M	<24 M	<24 M	<24 M	83.5 M	<24 M
PAH, Total Detected USEPA 16	<118 µg/kg	TM218		3180	414	963	3470	3450	<118

CERTIFICATE OF ANALYSIS

SDG:	140628-58	**Location:**	Coed Darcy	**Order Number:**	CD0725
Job:	H_ATKINS_LDC-224	**Customer:**	Atkins Global Ltd	**Report Number:**	277181
Client Reference:	Site Wide Trial Pitting	**Attention:**	Jack Lowrie	**Superseded Report:**	

PAH by GCMS

Results Legend	
#	ISO17025 accredited.
M	*m*CERTS accredited.
aq	Aqueous / settled sample.
diss.filt	Dissolved / filtered sample.
tot.unfilt	Total / unfiltered sample.
*	Subcontracted test.
**	% recovery of the surrogate standard to check the efficiency of the method. The results of individual compounds within samples aren't corrected for the recovery
(F)	Trigger breach confirmed
1-5&+§@	Sample deviation (see appendix)

Component	LOD/Units	Method	Customer Sample R	TP7516	TP7517	TP7517	TP7517	TP7518	TP7518
			Depth (m)	1.50	0.50	1.50	2.50	0.50	1.50
			Sample Type	Soil/Solid	Soil/Solid	Soil/Solid	Soil/Solid	Soil/Solid	Soil/Solid
			Date Sampled	26/06/2014	26/06/2014	26/06/2014	26/06/2014	26/06/2014	26/06/2014
			Sample Time	.	.	.	.	.	.
			Date Received	28/06/2014	28/06/2014	28/06/2014	28/06/2014	28/06/2014	28/06/2014
			SDG Ref	140628-58	140628-58	140628-58	140628-58	140628-58	140628-58
			Lab Sample No.(s)	9524970	9524974	9524983	9524987	9524991	9524995
			AGS Reference						
Naphthalene-d8 % recovery**	%	TM218		109	112	106	107	96.9	123
Acenaphthene-d10 % recovery**	%	TM218		108	110	107	107	98.7	123
Phenanthrene-d10 % recovery**	%	TM218		106	106	106	106	99.4	121
Chrysene-d12 % recovery**	%	TM218		105	98.5	105	104	103	116
Perylene-d12 % recovery**	%	TM218		111	91.4	106	107	111	117
Naphthalene	<9 µg/kg	TM218		222 M	46.5 M	<9 M	<9 M	155 M	<9 M
Acenaphthylene	<12 µg/kg	TM218		<12 M	<12 M	<12 M	<12 M	22.9 M	<12 M
Acenaphthene	<8 µg/kg	TM218		136 M	<8 M	<8 M	<8 M	46.2 M	<8 M
Fluorene	<10 µg/kg	TM218		590 M	<10 M	<10 M	<10 M	46.2 M	<10 M
Phenanthrene	<15 µg/kg	TM218		1160 M	225 M	27.4 M	23.2 M	879 M	33.3 M
Anthracene	<16 µg/kg	TM218		240 M	<16 M	<16 M	<16 M	79.3 M	<16 M
Fluoranthene	<17 µg/kg	TM218		42.5 M	239 M	<17 M	<17 M	1600 M	<17 M
Pyrene	<15 µg/kg	TM218		84.9 M	208 M	<15 M	<15 M	1360 M	<15 M
Benz(a)anthracene	<14 µg/kg	TM218		29.1 M	195 M	23.5 M	20.6 M	851 M	21.9 M
Chrysene	<10 µg/kg	TM218		53.7 M	286 M	39.9 M	31.5 M	979 M	30 M
Benzo(b)fluoranthene	<15 µg/kg	TM218		66.2 M	376 M	29.5 M	27.1 M	1490 M	31.1 M
Benzo(k)fluoranthene	<14 µg/kg	TM218		18.4 M	148 M	<14 M	<14 M	557 M	<14 M
Benzo(a)pyrene	<15 µg/kg	TM218		<15 M	202 M	<15 M	<15 M	1100 M	<15 M
Indeno(1,2,3-cd)pyrene	<18 µg/kg	TM218		<18 M	133 M	<18 M	<18 M	695 M	<18 M
Dibenzo(a,h)anthracene	<23 µg/kg	TM218		<23 M	56.9 M	<23 M	<23 M	211 M	<23 M
Benzo(g,h,i)perylene	<24 µg/kg	TM218		<24 M	166 M	<24 M	<24 M	896 M	<24 M
PAH, Total Detected USEPA 16	<118 µg/kg	TM218		2640	2280	120	<118	11000	<118

CERTIFICATE OF ANALYSIS

SDG:	140628-58	**Location:**	Coed Darcy	**Order Number:**	CD0725
Job:	H_ATKINS_LDC-224	**Customer:**	Atkins Global Ltd	**Report Number:**	277181
Client Reference:	Site Wide Trial Pitting	**Attention:**	Jack Lowrie	**Superseded Report:**	

PAH by GCMS

Results Legend	
#	ISO17025 accredited.
M	*m*CERTS accredited.
aq	Aqueous / settled sample.
diss.filt	Dissolved / filtered sample.
tot.unfilt	Total / unfiltered sample.
*	Subcontracted test.
**	% recovery of the surrogate standard to check the efficiency of the method. The results of individual compounds within samples aren't corrected for the recovery
(F)	Trigger breach confirmed
1-5&+§@	Sample deviation (see appendix)

Customer Sample R	TP7518
Depth (m)	2.50
Sample Type	Soil/Solid
Date Sampled	26/06/2014
Sample Time	.
Date Received	28/06/2014
SDG Ref	140628-58
Lab Sample No.(s)	9525000
AGS Reference	

Component	LOD/Units	Method	
Naphthalene-d8 % recovery**	%	TM218	105
Acenaphthene-d10 % recovery**	%	TM218	108
Phenanthrene-d10 % recovery**	%	TM218	106
Chrysene-d12 % recovery**	%	TM218	105
Perylene-d12 % recovery**	%	TM218	108
Naphthalene	<9 µg/kg	TM218	<9 M
Acenaphthylene	<12 µg/kg	TM218	<12 M
Acenaphthene	<8 µg/kg	TM218	<8 M
Fluorene	<10 µg/kg	TM218	<10 M
Phenanthrene	<15 µg/kg	TM218	25.8 M
Anthracene	<16 µg/kg	TM218	<16 M
Fluoranthene	<17 µg/kg	TM218	<17 M
Pyrene	<15 µg/kg	TM218	<15 M
Benz(a)anthracene	<14 µg/kg	TM218	21.7 M
Chrysene	<10 µg/kg	TM218	33.9 M
Benzo(b)fluoranthene	<15 µg/kg	TM218	29 M
Benzo(k)fluoranthene	<14 µg/kg	TM218	<14 M
Benzo(a)pyrene	<15 µg/kg	TM218	<15 M
Indeno(1,2,3-cd)pyrene	<18 µg/kg	TM218	<18 M
Dibenzo(a,h)anthracene	<23 µg/kg	TM218	<23 M
Benzo(g,h,i)perylene	<24 µg/kg	TM218	<24 M
PAH, Total Detected USEPA 16	<118 µg/kg	TM218	<118

CERTIFICATE OF ANALYSIS

SDG:	140628-58	**Location:**	Coed Darcy	**Order Number:**	CD0725
Job:	H_ATKINS_LDC-224	**Customer:**	Atkins Global Ltd	**Report Number:**	277181
Client Reference:	Site Wide Trial Pitting	**Attention:**	Jack Lowrie	**Superseded Report:**	

TPH CWG (S)

Results Legend	
#	ISO17025 accredited.
M	*m*CERTS accredited.
aq	Aqueous / settled sample.
diss.filt	Dissolved / filtered sample.
tot.unfilt	Total / unfiltered sample.
*	Subcontracted test.
**	% recovery of the surrogate standard to check the efficiency of the method. The results of individual compounds within samples aren't corrected for the recovery
(F)	Trigger breach confirmed
1-5&+§@	Sample deviation (see appendix)

Component	LOD/Units	Method	Customer Sample R	IP004	IP004	IP005	IP005	IP008	IP008
			Depth (m)	0.50	1.50	0.50	1.50	0.50	1.50
			Sample Type	Soil/Solid	Soil/Solid	Soil/Solid	Soil/Solid	Soil/Solid	Soil/Solid
			Date Sampled	26/06/2014	26/06/2014	26/06/2014	26/06/2014	26/06/2014	26/06/2014
			Sample Time	.	.	.	.	.	.
			Date Received	28/06/2014	28/06/2014	28/06/2014	28/06/2014	28/06/2014	28/06/2014
			SDG Ref	140628-58	140628-58	140628-58	140628-58	140628-58	140628-58
			Lab Sample No.(s)	9525014	9525018	9525004	9525010	9525022	9525036
			AGS Reference						
GRO Surrogate % recovery**	%	TM089		85	63	100	81	65	70
GRO TOT (Moisture Corrected)	<44 µg/kg	TM089		<176 M	<176 M	<176 M	<176 M	2880 M	<176 M
Methyl tertiary butyl ether (MTBE)	<5 µg/kg	TM089		<20 M	<20 M	<20 M	<20 M	<20 M	<20 M
Benzene	<10 µg/kg	TM089		<40 M	<40 M	<40 M	<40 M	<40 M	<40 M
Toluene	<2 µg/kg	TM089		<8 M	<8 M	<8 M	<8 M	<8 M	<8 M
Ethylbenzene	<3 µg/kg	TM089		<12 M	<12 M	<12 M	<12 M	<12 M	<12 M
m,p-Xylene	<6 µg/kg	TM089		<24 M	<24 M	<24 M	<24 M	<24 M	<24 M
o-Xylene	<3 µg/kg	TM089		<12 M	<12 M	<12 M	<12 M	<12 M	<12 M
sum of detected mpo xylene by GC	<9 µg/kg	TM089		<9	<9	<9	<9	<9	<9
sum of detected BTEX by GC	<24 µg/kg	TM089		<24	<24	<24	<24	<24	<24
Aliphatics >C5-C6	<10 µg/kg	TM089		<40	<40	<40	<40	<40	<40
Aliphatics >C6-C8	<10 µg/kg	TM089		<40	<40	<40	<40	349	<40
Aliphatics >C8-C10	<10 µg/kg	TM089		<40	<40	<40	<40	272	<40
Aliphatics >C10-C12	<10 µg/kg	TM089		<40	<40	<40	<40	1230	<40
Aliphatics >C12-C16	<100 µg/kg	TM173		3240	2030	<100	<100	67300	<100
Aliphatics >C16-C21	<100 µg/kg	TM173		384	4800	<100	<100	260000	<100
Aliphatics >C21-C35	<100 µg/kg	TM173		<100	14300	<100	<100	598000	<100
Aliphatics >C35-C44	<100 µg/kg	TM173		<100	8350	<100	<100	142000	<100
Total Aliphatics >C12-C44	<100 µg/kg	TM173		3620	29500	<100	<100	1070000	<100
Aromatics >EC5-EC7	<10 µg/kg	TM089		<40	<40	<40	<40	<40	<40
Aromatics >EC7-EC8	<10 µg/kg	TM089		<40	<40	<40	<40	<40	<40
Aromatics >EC8-EC10	<10 µg/kg	TM089		<40	<40	<40	<40	181	<40
Aromatics >EC10-EC12	<10 µg/kg	TM089		<40	<40	<40	<40	820	<40
Aromatics >EC12-EC16	<100 µg/kg	TM173		<100	873	<100	<100	21600	<100
Aromatics >EC16-EC21	<100 µg/kg	TM173		<100	2760	104	<100	173000	<100
Aromatics >EC21-EC35	<100 µg/kg	TM173		<100	12500	2690	<100	445000	<100
Aromatics >EC35-EC44	<100 µg/kg	TM173		<100	6940	724	<100	138000	<100
Aromatics >EC40-EC44	<100 µg/kg	TM173		<100	3650	<100	<100	52800	<100
Total Aromatics >EC12-EC44	<100 µg/kg	TM173		<100	23100	3520	<100	778000	<100
Total Aliphatics & Aromatics >C5-C44	<100 µg/kg	TM173		3620	52600	3520	<100	1850000	<100

CERTIFICATE OF ANALYSIS

SDG:	140628-58	**Location:**	Coed Darcy	**Order Number:**	CD0725
Job:	H_ATKINS_LDC-224	**Customer:**	Atkins Global Ltd	**Report Number:**	277181
Client Reference:	Site Wide Trial Pitting	**Attention:**	Jack Lowrie	**Superseded Report:**	

TPH CWG (S)

Results Legend	
#	ISO17025 accredited.
M	*m*CERTS accredited.
aq	Aqueous / settled sample.
diss.filt	Dissolved / filtered sample.
tot.unfilt	Total / unfiltered sample.
*	Subcontracted test.
**	% recovery of the surrogate standard to check the efficiency of the method. The results of individual compounds within samples aren't corrected for the recovery
(F)	Trigger breach confirmed
1-5&+§@	Sample deviation (see appendix)

Component	LOD/Units	Method	Customer Sample R	IP103	IP103	IP104	IP104	IP105	IP105
			Depth (m)	0.50	1.50	0.50	1.50	0.50	1.50
			Sample Type	Soil/Solid	Soil/Solid	Soil/Solid	Soil/Solid	Soil/Solid	Soil/Solid
			Date Sampled	26/06/2014	26/06/2014	26/06/2014	26/06/2014	26/06/2014	26/06/2014
			Sample Time	.	.	.	.	.	.
			Date Received	28/06/2014	28/06/2014	28/06/2014	28/06/2014	28/06/2014	28/06/2014
			SDG Ref	140628-58	140628-58	140628-58	140628-58	140628-58	140628-58
			Lab Sample No.(s)	9525052	9525056	9525060	9525064	9525040	9525044
			AGS Reference						
GRO Surrogate % recovery**	%	TM089		89	107	100	122	93	95
GRO TOT (Moisture Corrected)	<44 µg/kg	TM089		<176 M	<176 M	<176 M	<176 M	<176 M	1590 M
Methyl tertiary butyl ether (MTBE)	<5 µg/kg	TM089		<20 M	<20 M	<20 M	<20 M	<20 M	<20 M
Benzene	<10 µg/kg	TM089		<40 M	<40 M	<40 M	<40 M	<40 M	<40 M
Toluene	<2 µg/kg	TM089		<8 M	<8 M	<8 M	<8 M	<8 M	<8 M
Ethylbenzene	<3 µg/kg	TM089		<12 M	<12 M	<12 M	<12 M	<12 M	<12 M
m,p-Xylene	<6 µg/kg	TM089		<24 M	<24 M	<24 M	<24 M	<24 M	<24 M
o-Xylene	<3 µg/kg	TM089		<12 M	<12 M	<12 M	<12 M	<12 M	<12 M
sum of detected mpo xylene by GC	<9 µg/kg	TM089		<9	<9	<9	<9	<9	<9
sum of detected BTEX by GC	<24 µg/kg	TM089		<24	<24	<24	<24	<24	<24
Aliphatics >C5-C6	<10 µg/kg	TM089		<40	<40	<40	<40	<40	<40
Aliphatics >C6-C8	<10 µg/kg	TM089		<40	<40	<40	<40	<40	<40
Aliphatics >C8-C10	<10 µg/kg	TM089		<40	<40	<40	<40	<40	196
Aliphatics >C10-C12	<10 µg/kg	TM089		<40	<40	<40	<40	<40	719
Aliphatics >C12-C16	<100 µg/kg	TM173		5520	2600	<100	2330	56500	3040
Aliphatics >C16-C21	<100 µg/kg	TM173		35200	8220	<100	16100	1320000	6670
Aliphatics >C21-C35	<100 µg/kg	TM173		34800	7200	<100	7790	1410000	11600
Aliphatics >C35-C44	<100 µg/kg	TM173		2780	<100	<100	<100	376	<100
Total Aliphatics >C12-C44	<100 µg/kg	TM173		78300	18000	<100	26200	2790000	21300
Aromatics >EC5-EC7	<10 µg/kg	TM089		<40	<40	<40	<40	<40	<40
Aromatics >EC7-EC8	<10 µg/kg	TM089		<40	<40	<40	<40	<40	<40
Aromatics >EC8-EC10	<10 µg/kg	TM089		<40	<40	<40	<40	<40	138
Aromatics >EC10-EC12	<10 µg/kg	TM089		<40	<40	<40	<40	<40	480
Aromatics >EC12-EC16	<100 µg/kg	TM173		7270	<100	<100	<100	674	<100
Aromatics >EC16-EC21	<100 µg/kg	TM173		60000	3310	<100	2650	84700	2210
Aromatics >EC21-EC35	<100 µg/kg	TM173		131000	3160	3990	4530	318000	7570
Aromatics >EC35-EC44	<100 µg/kg	TM173		31800	141	3100	1260	5810	1340
Aromatics >EC40-EC44	<100 µg/kg	TM173		9980	193	<100	780	2380	613
Total Aromatics >EC12-EC44	<100 µg/kg	TM173		230000	6620	7090	8430	409000	11100
Total Aliphatics & Aromatics >C5-C44	<100 µg/kg	TM173		308000	24700	7090	34700	3190000	34000

CERTIFICATE OF ANALYSIS

SDG:	140628-58	**Location:**	Coed Darcy	**Order Number:**	CD0725
Job:	H_ATKINS_LDC-224	**Customer:**	Atkins Global Ltd	**Report Number:**	277181
Client Reference:	Site Wide Trial Pitting	**Attention:**	Jack Lowrie	**Superseded Report:**	

TPH CWG (S)

Results Legend	
#	ISO17025 accredited.
M	*m*CERTS accredited.
aq	Aqueous / settled sample.
diss.filt	Dissolved / filtered sample.
tot.unfilt	Total / unfiltered sample.
*	Subcontracted test.
**	% recovery of the surrogate standard to check the efficiency of the method. The results of individual compounds within samples aren't corrected for the recovery
(F)	Trigger breach confirmed
1-5&+§@	Sample deviation (see appendix)

Component	LOD/Units	Method	Customer Sample R	IP105	IP132	IP132	IP132	IP132	IP132
			Depth (m)	2.50	0.50	1.50	2.50	3.50	4.50
			Sample Type	Soil/Solid	Soil/Solid	Soil/Solid	Soil/Solid	Soil/Solid	Soil/Solid
			Date Sampled	26/06/2014	26/06/2014	26/06/2014	26/06/2014	26/06/2014	26/06/2014
			Sample Time	.	.	.	.	.	.
			Date Received	28/06/2014	28/06/2014	28/06/2014	28/06/2014	28/06/2014	28/06/2014
			SDG Ref	140628-58	140628-58	140628-58	140628-58	140628-58	140628-58
			Lab Sample No.(s)	9525048	9524816	9524820	9524824	9524830	9524835
			AGS Reference						
GRO Surrogate % recovery**	%	TM089		89	95	96	107	120	118
GRO TOT (Moisture Corrected)	<44 µg/kg	TM089		2570 M	<176 M	<176 M	<176 M	<176 M	<176 M
Methyl tertiary butyl ether (MTBE)	<5 µg/kg	TM089		<20 M	<20 M	<20 M	<20 M	<20 M	<20 M
Benzene	<10 µg/kg	TM089		<40 M	<40 M	<40 M	<40 M	<40 M	<40 M
Toluene	<2 µg/kg	TM089		<8 M	<8 M	<8 M	<8 M	<8 M	<8 M
Ethylbenzene	<3 µg/kg	TM089		<12 M	<12 M	<12 M	<12 M	<12 M	<12 M
m,p-Xylene	<6 µg/kg	TM089		<24 M	<24 M	<24 M	<24 M	<24 M	<24 M
o-Xylene	<3 µg/kg	TM089		<12 M	<12 M	<12 M	<12 M	<12 M	<12 M
sum of detected mpo xylene by GC	<9 µg/kg	TM089		<9	<9	<9	<9	<9	<9
sum of detected BTEX by GC	<24 µg/kg	TM089		<24	<24	<24	<24	<24	<24
Aliphatics >C5-C6	<10 µg/kg	TM089		<40	<40	<40	<40	<40	<40
Aliphatics >C6-C8	<10 µg/kg	TM089		173	<40	<40	<40	<40	<40
Aliphatics >C8-C10	<10 µg/kg	TM089		338	<40	<40	<40	<40	<40
Aliphatics >C10-C12	<10 µg/kg	TM089		1080	<40	<40	<40	<40	<40
Aliphatics >C12-C16	<100 µg/kg	TM173		236000	1370	1890	<100	2260	<100
Aliphatics >C16-C21	<100 µg/kg	TM173		1680000	<100	2360	<100	<100	<100
Aliphatics >C21-C35	<100 µg/kg	TM173		600000	890	279	<100	<100	<100
Aliphatics >C35-C44	<100 µg/kg	TM173		922	<100	<100	<100	<100	<100
Total Aliphatics >C12-C44	<100 µg/kg	TM173		2520000	2260	4520	<100	2260	<100
Aromatics >EC5-EC7	<10 µg/kg	TM089		<40	<40	<40	<40	<40	<40
Aromatics >EC7-EC8	<10 µg/kg	TM089		<40	<40	<40	<40	<40	<40
Aromatics >EC8-EC10	<10 µg/kg	TM089		233	<40	<40	<40	<40	<40
Aromatics >EC10-EC12	<10 µg/kg	TM089		718	<40	<40	<40	<40	<40
Aromatics >EC12-EC16	<100 µg/kg	TM173		224000	<100	<100	<100	<100	<100
Aromatics >EC16-EC21	<100 µg/kg	TM173		1630000	<100	<100	<100	<100	<100
Aromatics >EC21-EC35	<100 µg/kg	TM173		523000	6820	4990	458	<100	3850
Aromatics >EC35-EC44	<100 µg/kg	TM173		5560	2410	3150	<100	<100	<100
Aromatics >EC40-EC44	<100 µg/kg	TM173		1810	1320	1420	<100	<100	<100
Total Aromatics >EC12-EC44	<100 µg/kg	TM173		2380000	9230	8140	458	<100	3850
Total Aliphatics & Aromatics >C5-C44	<100 µg/kg	TM173		4900000	11500	12700	502	2260	3860

CERTIFICATE OF ANALYSIS

SDG:	140628-58	**Location:**	Coed Darcy	**Order Number:**	CD0725
Job:	H_ATKINS_LDC-224	**Customer:**	Atkins Global Ltd	**Report Number:**	277181
Client Reference:	Site Wide Trial Pitting	**Attention:**	Jack Lowrie	**Superseded Report:**	

TPH CWG (S)

Results Legend	
#	ISO17025 accredited.
M	*m*CERTS accredited.
aq	Aqueous / settled sample.
diss.filt	Dissolved / filtered sample.
tot.unfilt	Total / unfiltered sample.
*	Subcontracted test.
**	% recovery of the surrogate standard to check the efficiency of the method. The results of individual compounds within samples aren't corrected for the recovery
(F)	Trigger breach confirmed
1-5&+§@	Sample deviation (see appendix)

Component	LOD/Units	Method	Customer Sample R	IP141	IP141	IP142	IP142	IP172	IP172
			Depth (m)	0.50	1.50	0.50	1.50	0.50	1.50
			Sample Type	Soil/Solid	Soil/Solid	Soil/Solid	Soil/Solid	Soil/Solid	Soil/Solid
			Date Sampled	26/06/2014	26/06/2014	26/06/2014	26/06/2014	26/06/2014	26/06/2014
			Sample Time	.	.	.	.	.	.
			Date Received	28/06/2014	28/06/2014	28/06/2014	28/06/2014	28/06/2014	28/06/2014
			SDG Ref	140628-58	140628-58	140628-58	140628-58	140628-58	140628-58
			Lab Sample No.(s)	9525068	9525072	9525081	9525085	9525089	9525093
			AGS Reference						
GRO Surrogate % recovery**	%	TM089		100	114	77	116	79	117
GRO TOT (Moisture Corrected)	<44 µg/kg	TM089		<176 M	<176 M	<176 M	<176 M	<176 M	<176 M
Methyl tertiary butyl ether (MTBE)	<5 µg/kg	TM089		<20 M	<20 M	<20 M	<20 M	<20 M	<20 M
Benzene	<10 µg/kg	TM089		<40 M	<40 M	<40 M	<40 M	<40 M	<40 M
Toluene	<2 µg/kg	TM089		<8 M	<8 M	<8 M	<8 M	<8 M	<8 M
Ethylbenzene	<3 µg/kg	TM089		<12 M	<12 M	<12 M	<12 M	<12 M	<12 M
m,p-Xylene	<6 µg/kg	TM089		<24 M	<24 M	<24 M	<24 M	<24 M	<24 M
o-Xylene	<3 µg/kg	TM089		<12 M	<12 M	<12 M	<12 M	<12 M	<12 M
sum of detected mpo xylene by GC	<9 µg/kg	TM089		<9	<9	<9	<9	<9	<9
sum of detected BTEX by GC	<24 µg/kg	TM089		<24	<24	<24	<24	<24	<24
Aliphatics >C5-C6	<10 µg/kg	TM089		<40	<40	<40	<40	<40	<40
Aliphatics >C6-C8	<10 µg/kg	TM089		<40	<40	<40	<40	<40	<40
Aliphatics >C8-C10	<10 µg/kg	TM089		<40	<40	<40	<40	<40	<40
Aliphatics >C10-C12	<10 µg/kg	TM089		<40	<40	<40	<40	<40	<40
Aliphatics >C12-C16	<100 µg/kg	TM173		<100	<100	<100	1290	1940	<100
Aliphatics >C16-C21	<100 µg/kg	TM173		<100	<100	582	<100	6500	<100
Aliphatics >C21-C35	<100 µg/kg	TM173		<100	<100	3430	<100	33900	327
Aliphatics >C35-C44	<100 µg/kg	TM173		<100	<100	<100	<100	13300	<100
Total Aliphatics >C12-C44	<100 µg/kg	TM173		<100	<100	4020	1290	55700	327
Aromatics >EC5-EC7	<10 µg/kg	TM089		<40	<40	<40	<40	<40	<40
Aromatics >EC7-EC8	<10 µg/kg	TM089		<40	<40	<40	<40	<40	<40
Aromatics >EC8-EC10	<10 µg/kg	TM089		<40	<40	<40	<40	<40	<40
Aromatics >EC10-EC12	<10 µg/kg	TM089		<40	<40	<40	<40	<40	<40
Aromatics >EC12-EC16	<100 µg/kg	TM173		785	<100	<100	<100	1570	<100
Aromatics >EC16-EC21	<100 µg/kg	TM173		4660	<100	1730	<100	10400	<100
Aromatics >EC21-EC35	<100 µg/kg	TM173		14300	<100	9540	1240	48100	1280
Aromatics >EC35-EC44	<100 µg/kg	TM173		5700	<100	2850	4070	26200	<100
Aromatics >EC40-EC44	<100 µg/kg	TM173		1940	<100	<100	2640	10500	<100
Total Aromatics >EC12-EC44	<100 µg/kg	TM173		25400	<100	14100	5310	86300	1280
Total Aliphatics & Aromatics >C5-C44	<100 µg/kg	TM173		25400	<100	18100	6600	142000	1610

CERTIFICATE OF ANALYSIS

SDG:	140628-58	**Location:**	Coed Darcy	**Order Number:**	CD0725
Job:	H_ATKINS_LDC-224	**Customer:**	Atkins Global Ltd	**Report Number:**	277181
Client Reference:	Site Wide Trial Pitting	**Attention:**	Jack Lowrie	**Superseded Report:**	

TPH CWG (S)

Results Legend	
#	ISO17025 accredited.
M	*m*CERTS accredited.
aq	Aqueous / settled sample.
diss.filt	Dissolved / filtered sample.
tot.unfilt	Total / unfiltered sample.
*	Subcontracted test.
**	% recovery of the surrogate standard to check the efficiency of the method. The results of individual compounds within samples aren't corrected for the recovery
(F)	Trigger breach confirmed
1-5&+§@	Sample deviation (see appendix)

Component	LOD/Units	Method	Customer Sample R	IP173	IP173	IP173	IP197	IP197	IP197
			Depth (m)	0.50	1.40	1.80	0.50	1.50	1.70
			Sample Type	Soil/Solid	Soil/Solid	Soil/Solid	Soil/Solid	Soil/Solid	Soil/Solid
			Date Sampled	26/06/2014	26/06/2014	26/06/2014	26/06/2014	26/06/2014	26/06/2014
			Sample Time	.	.	.	.	.	.
			Date Received	28/06/2014	28/06/2014	28/06/2014	28/06/2014	28/06/2014	28/06/2014
			SDG Ref	140628-58	140628-58	140628-58	140628-58	140628-58	140628-58
			Lab Sample No.(s)	9525097	9525101	9525105	9525109	9525113	9525117
			AGS Reference						
GRO Surrogate % recovery**	%	TM089		92	101	101	91	94	98
GRO TOT (Moisture Corrected)	<44 µg/kg	TM089		<176 M	<176 M	2730 M	21100 M	216000 M	343000 M
Methyl tertiary butyl ether (MTBE)	<5 µg/kg	TM089		<20 M	<20 M	<20 M	<20 M	<20 M	2250 M
Benzene	<10 µg/kg	TM089		<40 M	<40 M	<40 M	<40 M	304 M	669 M
Toluene	<2 µg/kg	TM089		<8 M	<8 M	<8 M	<8 M	<8 M	<10 M
Ethylbenzene	<3 µg/kg	TM089		<12 M	<12 M	<12 M	<12 M	<12 M	<15 M
m,p-Xylene	<6 µg/kg	TM089		<24 M	<24 M	<24 M	<24 M	<24 M	<30 M
o-Xylene	<3 µg/kg	TM089		<12 M	<12 M	<12 M	<12 M	<12 M	<15 M
sum of detected mpo xylene by GC	<9 µg/kg	TM089		<9	<9	<9	<9	<9	<9
sum of detected BTEX by GC	<24 µg/kg	TM089		<24	<24	<24	<24	304	669
Aliphatics >C5-C6	<10 µg/kg	TM089		<40	<40	<40	66.7	2390	1260
Aliphatics >C6-C8	<10 µg/kg	TM089		<40	<40	54.1	850	120000	131000
Aliphatics >C8-C10	<10 µg/kg	TM089		48.3	<40	248	2730	48600	113000
Aliphatics >C10-C12	<10 µg/kg	TM089		<40	50.3	1320	9390	7350	11800
Aliphatics >C12-C16	<100 µg/kg	TM173		1530	<100	19400	239000	43100	35800
Aliphatics >C16-C21	<100 µg/kg	TM173		2120	<100	769	201000	60600	34900
Aliphatics >C21-C35	<100 µg/kg	TM173		12300	<100	<100	304000	25600	123000
Aliphatics >C35-C44	<100 µg/kg	TM173		1770	<100	<100	75100	4600	33500
Total Aliphatics >C12-C44	<100 µg/kg	TM173		17700	<100	20100	819000	134000	227000
Aromatics >EC5-EC7	<10 µg/kg	TM089		<40	<40	<40	<40	304	669
Aromatics >EC7-EC8	<10 µg/kg	TM089		<40	<40	<40	<40	<40	<50
Aromatics >EC8-EC10	<10 µg/kg	TM089		<40	<40	186	1820	32400	75100
Aromatics >EC10-EC12	<10 µg/kg	TM089		<40	<40	882	6260	4900	7880
Aromatics >EC12-EC16	<100 µg/kg	TM173		882	<100	2470	17500	9950	18200
Aromatics >EC16-EC21	<100 µg/kg	TM173		7150	<100	<100	53700	18000	137000
Aromatics >EC21-EC35	<100 µg/kg	TM173		26700	3580	<100	179000	14300	367000
Aromatics >EC35-EC44	<100 µg/kg	TM173		7950	<100	<100	67600	<100	106000
Aromatics >EC40-EC44	<100 µg/kg	TM173		3020	<100	<100	24300	<100	41400
Total Aromatics >EC12-EC44	<100 µg/kg	TM173		42700	3580	2470	318000	42300	628000
Total Aliphatics & Aromatics >C5-C44	<100 µg/kg	TM173		60500	3750	25300	1160000	393000	1200000

CERTIFICATE OF ANALYSIS

SDG:	140628-58	**Location:**	Coed Darcy	**Order Number:**	CD0725
Job:	H_ATKINS_LDC-224	**Customer:**	Atkins Global Ltd	**Report Number:**	277181
Client Reference:	Site Wide Trial Pitting	**Attention:**	Jack Lowrie	**Superseded Report:**	

TPH CWG (S)

Results Legend	
#	ISO17025 accredited.
M	*m*CERTS accredited.
aq	Aqueous / settled sample.
diss.filt	Dissolved / filtered sample.
tot.unfilt	Total / unfiltered sample.
*	Subcontracted test.
**	% recovery of the surrogate standard to check the efficiency of the method. The results of individual compounds within samples aren't corrected for the recovery
(F)	Trigger breach confirmed
1-5&+§@	Sample deviation (see appendix)

Component	LOD/Units	Method	Customer Sample R	IP197	IP209	IP209	IP209	IP209	IP212
			Depth (m)	2.50	0.50	1.00	1.60	2.50	0.50
			Sample Type	Soil/Solid	Soil/Solid	Soil/Solid	Soil/Solid	Soil/Solid	Soil/Solid
			Date Sampled	26/06/2014	26/06/2014	26/06/2014	26/06/2014	26/06/2014	26/06/2014
			Sample Time	.	.	.	.	.	.
			Date Received	28/06/2014	28/06/2014	28/06/2014	28/06/2014	28/06/2014	28/06/2014
			SDG Ref	140628-58	140628-58	140628-58	140628-58	140628-58	140628-58
			Lab Sample No.(s)	9525126	9525131	9525135	9525139	9525144	9525165
			AGS Reference						
GRO Surrogate % recovery**	%	TM089		120	82	113	110	99	129
GRO TOT (Moisture Corrected)	<44 µg/kg	TM089		4540 M	32800 M	946000 M	3500000 3 M	42800 M	64400 M
Methyl tertiary butyl ether (MTBE)	<5 µg/kg	TM089		<20 M	<20 M	4480 M	15000 M	<20 M	<20 M
Benzene	<10 µg/kg	TM089		<40 M	<40 M	826 M	3210 M	<40 M	<40 M
Toluene	<2 µg/kg	TM089		<8 M	<8 M	<40 M	<40 M	<8 M	<8 M
Ethylbenzene	<3 µg/kg	TM089		<12 M	<12 M	<60 M	<60 M	<12 M	<12 M
m,p-Xylene	<6 µg/kg	TM089		<24 M	<24 M	<120 M	<120 M	<24 M	<24 M
o-Xylene	<3 µg/kg	TM089		<12 M	<12 M	<60 M	<60 M	<12 M	<12 M
sum of detected mpo xylene by GC	<9 µg/kg	TM089		<9	<9	<9	<9	<9	<9
sum of detected BTEX by GC	<24 µg/kg	TM089		<24	<24	826	3210	<24	<24
Aliphatics >C5-C6	<10 µg/kg	TM089		48.4	<40	1890	38200 3	1020	690
Aliphatics >C6-C8	<10 µg/kg	TM089		1350	3020	347000	1140000 3	16200	18200
Aliphatics >C8-C10	<10 µg/kg	TM089		1620	8180	323000	1230000 3	11800	21800
Aliphatics >C10-C12	<10 µg/kg	TM089		262	9680	31700	150000 3	3500	5450
Aliphatics >C12-C16	<100 µg/kg	TM173		<100	604000	157000	122000	6190	69200
Aliphatics >C16-C21	<100 µg/kg	TM173		<100	457000	287000	53900	5980	160000
Aliphatics >C21-C35	<100 µg/kg	TM173		<100	596000	440000	73700	726	154000
Aliphatics >C35-C44	<100 µg/kg	TM173		<100	117000	143000	17300	<100	21200
Total Aliphatics >C12-C44	<100 µg/kg	TM173		<100	1770000	1030000	267000	12900	405000
Aromatics >EC5-EC7	<10 µg/kg	TM089		<40	<40	826	3210 3	<40	<40
Aromatics >EC7-EC8	<10 µg/kg	TM089		<40	<40	<200	<200 3	<40	<40
Aromatics >EC8-EC10	<10 µg/kg	TM089		1080	5460	215000	822000 3	7900	14600
Aromatics >EC10-EC12	<10 µg/kg	TM089		174	6450	21100	99800 3	2340	3630
Aromatics >EC12-EC16	<100 µg/kg	TM173		<100	54000	60800	21800	3380	27500
Aromatics >EC16-EC21	<100 µg/kg	TM173		<100	120000	165000	19200	2630	90000
Aromatics >EC21-EC35	<100 µg/kg	TM173		<100	291000	448000	57200	6590	168000
Aromatics >EC35-EC44	<100 µg/kg	TM173		<100	90300	186000	20300	2640	48300
Aromatics >EC40-EC44	<100 µg/kg	TM173		<100	32200	68500	6700	1270	17500
Total Aromatics >EC12-EC44	<100 µg/kg	TM173		<100	555000	860000	118000	15200	334000
Total Aliphatics & Aromatics >C5-C44	<100 µg/kg	TM173		4540	2360000	2830000	3870000	70900	803000

CERTIFICATE OF ANALYSIS

SDG:	140628-58	**Location:**	Coed Darcy	**Order Number:**	CD0725
Job:	H_ATKINS_LDC-224	**Customer:**	Atkins Global Ltd	**Report Number:**	277181
Client Reference:	Site Wide Trial Pitting	**Attention:**	Jack Lowrie	**Superseded Report:**	

TPH CWG (S)

Results Legend	
#	ISO17025 accredited.
M	*m*CERTS accredited.
aq	Aqueous / settled sample.
diss.filt	Dissolved / filtered sample.
tot.unfilt	Total / unfiltered sample.
*	Subcontracted test.
**	% recovery of the surrogate standard to check the efficiency of the method. The results of individual compounds within samples aren't corrected for the recovery
(F)	Trigger breach confirmed
1-5&+§@	Sample deviation (see appendix)

Component	LOD/Units	Method	Customer Sample R	IP212	IP212	IP214	IP214	IP214	IP214
			Depth (m)	1.30	1.60	0.50	1.40	2.10	3.40
			Sample Type	Soil/Solid	Soil/Solid	Soil/Solid	Soil/Solid	Soil/Solid	Soil/Solid
			Date Sampled	26/06/2014	26/06/2014	26/06/2014	26/06/2014	26/06/2014	26/06/2014
			Sample Time	.	.	.	.	.	.
			Date Received	28/06/2014	28/06/2014	28/06/2014	28/06/2014	28/06/2014	28/06/2014
			SDG Ref	140628-58	140628-58	140628-58	140628-58	140628-58	140628-58
			Lab Sample No.(s)	9525173	9525177	9525148	9525152	9525156	9525160
			AGS Reference						
GRO Surrogate % recovery**	%	TM089		135	108	112	142	99	109
GRO TOT (Moisture Corrected)	<44 µg/kg	TM089		1570000 M	739000 M	58200 M	4770000 3 M	3520000 3 M	107000 M
Methyl tertiary butyl ether (MTBE)	<5 µg/kg	TM089		16600 M	<100 M	<20 M	16200 M	5620 M	1210 M
Benzene	<10 µg/kg	TM089		1600 M	<200 M	<40 M	2770 M	1930 M	<40 M
Toluene	<2 µg/kg	TM089		<40 M	<40 M	<8 M	<40 M	<40 M	<8 M
Ethylbenzene	<3 µg/kg	TM089		<60 M	<60 M	<12 M	<60 M	<60 M	<12 M
m,p-Xylene	<6 µg/kg	TM089		<120 M	<120 M	<24 M	<120 M	<120 M	<24 M
o-Xylene	<3 µg/kg	TM089		<60 M	<60 M	<12 M	<60 M	<60 M	<12 M
sum of detected mpo xylene by GC	<9 µg/kg	TM089		<9	<9	<9	<9	<9	<9
sum of detected BTEX by GC	<24 µg/kg	TM089		1600	<24	<24	2770	1930	<24
Aliphatics >C5-C6	<10 µg/kg	TM089		27800	17800	83.5	36700 3	14300 3	2180
Aliphatics >C6-C8	<10 µg/kg	TM089		621000	239000	8570	1320000 3	890000 3	40100
Aliphatics >C8-C10	<10 µg/kg	TM089		493000	260000	16100	1840000 3	1390000 3	34400
Aliphatics >C10-C12	<10 µg/kg	TM089		51900	29100	13600	192000 3	176000 3	3740
Aliphatics >C12-C16	<100 µg/kg	TM173		135000	50300	638000	284000	199000	19200
Aliphatics >C16-C21	<100 µg/kg	TM173		171000	14100	279000	416000	295000	15800
Aliphatics >C21-C35	<100 µg/kg	TM173		748000	17600	67900	2540000	263000	54300
Aliphatics >C35-C44	<100 µg/kg	TM173		300000	2100	10200	1290000	49700	21200
Total Aliphatics >C12-C44	<100 µg/kg	TM173		1350000	84200	995000	4530000	807000	111000
Aromatics >EC5-EC7	<10 µg/kg	TM089		1600	<200	<40	2770 3	1930 3	<40
Aromatics >EC7-EC8	<10 µg/kg	TM089		<200	<200	<40	<200 3	<200 3	<40
Aromatics >EC8-EC10	<10 µg/kg	TM089		328000	173000	10800	1230000 3	927000 3	22900
Aromatics >EC10-EC12	<10 µg/kg	TM089		34600	19400	9070	128000 3	118000 3	2490
Aromatics >EC12-EC16	<100 µg/kg	TM173		124000	13900	168000	24500	131000	7460
Aromatics >EC16-EC21	<100 µg/kg	TM173		122000	4200	103000	104000	113000	9870
Aromatics >EC21-EC35	<100 µg/kg	TM173		673000	8400	70700	1540000	286000	67800
Aromatics >EC35-EC44	<100 µg/kg	TM173		338000	3360	23200	987000	105000	34900
Aromatics >EC40-EC44	<100 µg/kg	TM173		132000	1640	8180	375000	37500	13000
Total Aromatics >EC12-EC44	<100 µg/kg	TM173		1260000	29800	365000	2650000	635000	120000
Total Aliphatics & Aromatics >C5-C44	<100 µg/kg	TM173		4170000	853000	1420000	11900000	4960000	336000

CERTIFICATE OF ANALYSIS

SDG:	140628-58	**Location:**	Coed Darcy	**Order Number:**	CD0725
Job:	H_ATKINS_LDC-224	**Customer:**	Atkins Global Ltd	**Report Number:**	277181
Client Reference:	Site Wide Trial Pitting	**Attention:**	Jack Lowrie	**Superseded Report:**	

TPH CWG (S)

Results Legend	
#	ISO17025 accredited.
M	*m*CERTS accredited.
aq	Aqueous / settled sample.
diss.filt	Dissolved / filtered sample.
tot.unfilt	Total / unfiltered sample.
*	Subcontracted test.
**	% recovery of the surrogate standard to check the efficiency of the method. The results of individual compounds within samples aren't corrected for the recovery
(F)	Trigger breach confirmed
1-5&+§@	Sample deviation (see appendix)

Component	LOD/Units	Method	Customer Sample R	IP282	IP282	IP282	IP314	IP314	IP314
			Depth (m)	0.50	1.50	1.80	0.50	1.50	2.50
			Sample Type	Soil/Solid	Soil/Solid	Soil/Solid	Soil/Solid	Soil/Solid	Soil/Solid
			Date Sampled	26/06/2014	26/06/2014	26/06/2014	26/06/2014	26/06/2014	26/06/2014
			Sample Time	.	.	.	.	.	.
			Date Received	28/06/2014	28/06/2014	28/06/2014	28/06/2014	28/06/2014	28/06/2014
			SDG Ref	140628-58	140628-58	140628-58	140628-58	140628-58	140628-58
			Lab Sample No.(s)	9524852	9524856	9524860	9524864	9524868	9524872
			AGS Reference						
GRO Surrogate % recovery**	%	TM089		100	113	105	110	117	103
GRO TOT (Moisture Corrected)	<44 µg/kg	TM089		<176 M	<176 #	<176 M	<176 M	<176 M	<176 M
Methyl tertiary butyl ether (MTBE)	<5 µg/kg	TM089		<20 M	<20 #	<20 M	<20 M	<20 M	<20 M
Benzene	<10 µg/kg	TM089		<40 M	<40 #	<40 M	<40 M	<40 M	<40 M
Toluene	<2 µg/kg	TM089		<8 M	<8 #	<8 M	<8 M	<8 M	<8 M
Ethylbenzene	<3 µg/kg	TM089		<12 M	<12 #	<12 M	<12 M	<12 M	<12 M
m,p-Xylene	<6 µg/kg	TM089		<24 M	<24 #	<24 M	<24 M	<24 M	<24 M
o-Xylene	<3 µg/kg	TM089		<12 M	<12 #	<12 M	<12 M	<12 M	<12 M
sum of detected mpo xylene by GC	<9 µg/kg	TM089		<9	<9	<9	<9	<9	<9
sum of detected BTEX by GC	<24 µg/kg	TM089		<24	<24	<24	<24	<24	<24
Aliphatics >C5-C6	<10 µg/kg	TM089		<40	<40	<40	<40	<40	<40
Aliphatics >C6-C8	<10 µg/kg	TM089		<40	<40	<40	<40	<40	<40
Aliphatics >C8-C10	<10 µg/kg	TM089		<40	<40	<40	<40	<40	<40
Aliphatics >C10-C12	<10 µg/kg	TM089		<40	<40	<40	<40	<40	<40
Aliphatics >C12-C16	<100 µg/kg	TM173		3210	<100	<100	<100	1210	178
Aliphatics >C16-C21	<100 µg/kg	TM173		2240	<100	<100	<100	<100	464
Aliphatics >C21-C35	<100 µg/kg	TM173		6340	<100	<100	<100	<100	275
Aliphatics >C35-C44	<100 µg/kg	TM173		1130	<100	<100	<100	<100	177
Total Aliphatics >C12-C44	<100 µg/kg	TM173		12900	<100	<100	<100	1210	1090
Aromatics >EC5-EC7	<10 µg/kg	TM089		<40	<40	<40	<40	<40	<40
Aromatics >EC7-EC8	<10 µg/kg	TM089		<40	<40	<40	<40	<40	<40
Aromatics >EC8-EC10	<10 µg/kg	TM089		<40	<40	<40	<40	<40	<40
Aromatics >EC10-EC12	<10 µg/kg	TM089		<40	<40	<40	<40	<40	<40
Aromatics >EC12-EC16	<100 µg/kg	TM173		<100	117	<100	<100	<100	<100
Aromatics >EC16-EC21	<100 µg/kg	TM173		<100	<100	<100	505	<100	<100
Aromatics >EC21-EC35	<100 µg/kg	TM173		<100	<100	<100	4000	<100	2950
Aromatics >EC35-EC44	<100 µg/kg	TM173		<100	1880	<100	<100	523	778
Aromatics >EC40-EC44	<100 µg/kg	TM173		<100	1300	<100	<100	1410	<100
Total Aromatics >EC12-EC44	<100 µg/kg	TM173		<100	2000	<100	4500	523	3720
Total Aliphatics & Aromatics >C5-C44	<100 µg/kg	TM173		12900	2000	<100	4510	1740	4820

CERTIFICATE OF ANALYSIS

SDG:	140628-58	**Location:**	Coed Darcy	**Order Number:**	CD0725
Job:	H_ATKINS_LDC-224	**Customer:**	Atkins Global Ltd	**Report Number:**	277181
Client Reference:	Site Wide Trial Pitting	**Attention:**	Jack Lowrie	**Superseded Report:**	

TPH CWG (S)

Results Legend	
#	ISO17025 accredited.
M	*m*CERTS accredited.
aq	Aqueous / settled sample.
diss.filt	Dissolved / filtered sample.
tot.unfilt	Total / unfiltered sample.
*	Subcontracted test.
**	% recovery of the surrogate standard to check the efficiency of the method. The results of individual compounds within samples aren't corrected for the recovery
(F)	Trigger breach confirmed
1-5&+§@	Sample deviation (see appendix)

Component	LOD/Units	Method	Customer Sample R	IP315	IP315	IP315	IP315	IP316	IP316
			Depth (m)	0.50	1.50	2.50	3.50	0.50	1.50
			Sample Type	Soil/Solid	Soil/Solid	Soil/Solid	Soil/Solid	Soil/Solid	Soil/Solid
			Date Sampled	26/06/2014	26/06/2014	26/06/2014	26/06/2014	26/06/2014	26/06/2014
			Sample Time	.	.	.	.	.	.
			Date Received	28/06/2014	28/06/2014	28/06/2014	28/06/2014	28/06/2014	28/06/2014
			SDG Ref	140628-58	140628-58	140628-58	140628-58	140628-58	140628-58
			Lab Sample No.(s)	9524905	9524909	9524914	9524919	9524876	9524880
			AGS Reference						
GRO Surrogate % recovery**	%	TM089		86	81	91	89	95	98
GRO TOT (Moisture Corrected)	<44 µg/kg	TM089		<176 M	151000 M	103000 M	108000 M	<176 M	825 M
Methyl tertiary butyl ether (MTBE)	<5 µg/kg	TM089		<20 M	<25 M	<20 M	<20 M	<20 M	<20 M
Benzene	<10 µg/kg	TM089		<40 M	<50 M	<40 M	<40 M	<40 M	<40 M
Toluene	<2 µg/kg	TM089		<8 M	<10 M	<8 M	<8 M	<8 M	<8 M
Ethylbenzene	<3 µg/kg	TM089		<12 M	<15 M	<12 M	<12 M	<12 M	<12 M
m,p-Xylene	<6 µg/kg	TM089		<24 M	<30 M	<24 M	<24 M	<24 M	<24 M
o-Xylene	<3 µg/kg	TM089		<12 M	<15 M	<12 M	<12 M	<12 M	<12 M
sum of detected mpo xylene by GC	<9 µg/kg	TM089		<9	<9	<9	<9	<9	<9
sum of detected BTEX by GC	<24 µg/kg	TM089		<24	<24	<24	<24	<24	<24
Aliphatics >C5-C6	<10 µg/kg	TM089		<40	<50	<40	<40	<40	<40
Aliphatics >C6-C8	<10 µg/kg	TM089		<40	109	282	261	<40	<40
Aliphatics >C8-C10	<10 µg/kg	TM089		<40	13900	8990	8730	<40	<40
Aliphatics >C10-C12	<10 µg/kg	TM089		<40	76500	52600	56000	<40	443
Aliphatics >C12-C16	<100 µg/kg	TM173		2270	807000	461000	571000	<500	19800
Aliphatics >C16-C21	<100 µg/kg	TM173		594	25300	10800	19300	2730000	4110
Aliphatics >C21-C35	<100 µg/kg	TM173		<100	<100	<100	5430	1040000	3360
Aliphatics >C35-C44	<100 µg/kg	TM173		<100	<100	<100	<100	<500	<100
Total Aliphatics >C12-C44	<100 µg/kg	TM173		2860	833000	472000	595000	3780000	27300
Aromatics >EC5-EC7	<10 µg/kg	TM089		<40	<50	<40	<40	<40	<40
Aromatics >EC7-EC8	<10 µg/kg	TM089		<40	<50	<40	<40	<40	<40
Aromatics >EC8-EC10	<10 µg/kg	TM089		<40	9290	5990	5820	<40	<40
Aromatics >EC10-EC12	<10 µg/kg	TM089		<40	51000	35000	37300	<40	295
Aromatics >EC12-EC16	<100 µg/kg	TM173		1240	126000	95400	43200	801000	720
Aromatics >EC16-EC21	<100 µg/kg	TM173		1220	8700	4890	3180	1150000	1590
Aromatics >EC21-EC35	<100 µg/kg	TM173		4610	2600	1800	1770	590000	11000
Aromatics >EC35-EC44	<100 µg/kg	TM173		2510	<100	<100	<100	<500	3730
Aromatics >EC40-EC44	<100 µg/kg	TM173		1110	<100	<100	<100	<500	1870
Total Aromatics >EC12-EC44	<100 µg/kg	TM173		9590	138000	102000	48100	2540000	17100
Total Aliphatics & Aromatics >C5-C44	<100 µg/kg	TM173		12500	1120000	677000	752000	6310000	45100

CERTIFICATE OF ANALYSIS

SDG:	140628-58	**Location:**	Coed Darcy	**Order Number:**	CD0725
Job:	H_ATKINS_LDC-224	**Customer:**	Atkins Global Ltd	**Report Number:**	277181
Client Reference:	Site Wide Trial Pitting	**Attention:**	Jack Lowrie	**Superseded Report:**	

TPH CWG (S)

Results Legend	
#	ISO17025 accredited.
M	*m*CERTS accredited.
aq	Aqueous / settled sample.
diss.filt	Dissolved / filtered sample.
tot.unfilt	Total / unfiltered sample.
*	Subcontracted test.
**	% recovery of the surrogate standard to check the efficiency of the method. The results of individual compounds within samples aren't corrected for the recovery
(F)	Trigger breach confirmed
1-5&+§@	Sample deviation (see appendix)

Component	LOD/Units	Method	Customer Sample R	IP316	IP317	IP317	IP317	IP318	IP318
			Depth (m)	2.50	0.50	1.50	2.50	0.50	1.50
			Sample Type	Soil/Solid	Soil/Solid	Soil/Solid	Soil/Solid	Soil/Solid	Soil/Solid
			Date Sampled	26/06/2014	26/06/2014	26/06/2014	26/06/2014	26/06/2014	26/06/2014
			Sample Time	.	.	.	.	.	.
			Date Received	28/06/2014	28/06/2014	28/06/2014	28/06/2014	28/06/2014	28/06/2014
			SDG Ref	140628-58	140628-58	140628-58	140628-58	140628-58	140628-58
			Lab Sample No.(s)	9524888	9524892	9524896	9524901	9524844	9524848
			AGS Reference						
GRO Surrogate % recovery**	%	TM089		106	109	105	86	101	107
GRO TOT (Moisture Corrected)	<44 µg/kg	TM089		30300 M	<176 M	<176 M	17600 M	<176 M	<176 M
Methyl tertiary butyl ether (MTBE)	<5 µg/kg	TM089		<20 M	<20 M	<20 M	<20 M	<20 M	<20 M
Benzene	<10 µg/kg	TM089		<40 M	<40 M	<40 M	<40 M	<40 M	<40 M
Toluene	<2 µg/kg	TM089		<8 M	<8 M	<8 M	<8 M	<8 M	<8 M
Ethylbenzene	<3 µg/kg	TM089		<12 M	<12 M	<12 M	<12 M	<12 M	<12 M
m,p-Xylene	<6 µg/kg	TM089		<24 M	<24 M	<24 M	<24 M	<24 M	<24 M
o-Xylene	<3 µg/kg	TM089		<12 M	<12 M	<12 M	13.3 M	<12 M	<12 M
sum of detected mpo xylene by GC	<9 µg/kg	TM089		<9	<9	<9	13.3	<9	<9
sum of detected BTEX by GC	<24 µg/kg	TM089		<24	<24	<24	<24	<24	<24
Aliphatics >C5-C6	<10 µg/kg	TM089		<40	<40	<40	<40	<40	<40
Aliphatics >C6-C8	<10 µg/kg	TM089		76.2	<40	<40	48.8	<40	<40
Aliphatics >C8-C10	<10 µg/kg	TM089		2620	<40	<40	778	<40	<40
Aliphatics >C10-C12	<10 µg/kg	TM089		15500	<40	<40	9750	<40	<40
Aliphatics >C12-C16	<100 µg/kg	TM173		400000	1360	171000	<100	<100	1310
Aliphatics >C16-C21	<100 µg/kg	TM173		<100	<100	1570000	<100	<100	<100
Aliphatics >C21-C35	<100 µg/kg	TM173		<100	<100	1180000	<100	<100	<100
Aliphatics >C35-C44	<100 µg/kg	TM173		<100	<100	702	<100	<100	<100
Total Aliphatics >C12-C44	<100 µg/kg	TM173		400000	1360	2920000	<100	<100	1310
Aromatics >EC5-EC7	<10 µg/kg	TM089		<40	<40	<40	<40	<40	<40
Aromatics >EC7-EC8	<10 µg/kg	TM089		<40	<40	<40	<40	<40	<40
Aromatics >EC8-EC10	<10 µg/kg	TM089		1750	<40	<40	545	<40	<40
Aromatics >EC10-EC12	<10 µg/kg	TM089		10300	<40	<40	6500	<40	<40
Aromatics >EC12-EC16	<100 µg/kg	TM173		90700	<100	141000	<100	<100	<100
Aromatics >EC16-EC21	<100 µg/kg	TM173		4020	<100	1450000	417	<100	<100
Aromatics >EC21-EC35	<100 µg/kg	TM173		<100	981	991000	1360	<100	<100
Aromatics >EC35-EC44	<100 µg/kg	TM173		<100	2400	5750	<100	<100	<100
Aromatics >EC40-EC44	<100 µg/kg	TM173		<100	1610	<500	<100	<100	<100
Total Aromatics >EC12-EC44	<100 µg/kg	TM173		94700	3380	2590000	1780	<100	<100
Total Aliphatics & Aromatics >C5-C44	<100 µg/kg	TM173		525000	4740	4030000	19400	<100	1310

CERTIFICATE OF ANALYSIS

SDG:	140628-58	**Location:**	Coed Darcy	**Order Number:**	CD0725
Job:	H_ATKINS_LDC-224	**Customer:**	Atkins Global Ltd	**Report Number:**	277181
Client Reference:	Site Wide Trial Pitting	**Attention:**	Jack Lowrie	**Superseded Report:**	

TPH CWG (S)

Results Legend	
#	ISO17025 accredited.
M	*m*CERTS accredited.
aq	Aqueous / settled sample.
diss.filt	Dissolved / filtered sample.
tot.unfilt	Total / unfiltered sample.
*	Subcontracted test.
**	% recovery of the surrogate standard to check the efficiency of the method. The results of individual compounds within samples aren't corrected for the recovery
(F)	Trigger breach confirmed
1-5&+§@	Sample deviation (see appendix)

Component	LOD/Units	Method	Customer Sample R	TP7044	TP7044	TP7044	TP7045	TP7045	TP7045
			Depth (m)	0.50	1.00	2.00	0.50	1.50	2.50
			Sample Type	Soil/Solid	Soil/Solid	Soil/Solid	Soil/Solid	Soil/Solid	Soil/Solid
			Date Sampled	26/06/2014	26/06/2014	26/06/2014	26/06/2014	26/06/2014	26/06/2014
			Sample Time	.	.	.	.	.	.
			Date Received	28/06/2014	28/06/2014	28/06/2014	28/06/2014	28/06/2014	28/06/2014
			SDG Ref	140628-58	140628-58	140628-58	140628-58	140628-58	140628-58
			Lab Sample No.(s)	9524792	9524839	9524884	9524932	9524979	9525027
			AGS Reference						
GRO Surrogate % recovery**	%	TM089		100	117	104	72	90	89
GRO TOT (Moisture Corrected)	<44 µg/kg	TM089		<176 M	<176 M	18800 M	4060 M	22100 M	20600 M
Methyl tertiary butyl ether (MTBE)	<5 µg/kg	TM089		<20 M	<20 M	<20 M	<20 M	<20 M	<20 M
Benzene	<10 µg/kg	TM089		<40 M	<40 M	<40 M	<40 M	<40 M	<40 M
Toluene	<2 µg/kg	TM089		<8 M	<8 M	<8 M	<8 M	<8 M	<8 M
Ethylbenzene	<3 µg/kg	TM089		<12 M	<12 M	<12 M	<12 M	<12 M	<12 M
m,p-Xylene	<6 µg/kg	TM089		<24 M	<24 M	<24 M	<24 M	<24 M	<24 M
o-Xylene	<3 µg/kg	TM089		<12 M	<12 M	<12 M	<12 M	<12 M	<12 M
sum of detected mpo xylene by GC	<9 µg/kg	TM089		<9	<9	<9	<9	<9	<9
sum of detected BTEX by GC	<24 µg/kg	TM089		<24	<24	<24	<24	<24	<24
Aliphatics >C5-C6	<10 µg/kg	TM089		<40	<40	<40	<40	<40	<40
Aliphatics >C6-C8	<10 µg/kg	TM089		<40	<40	105	149	238	249
Aliphatics >C8-C10	<10 µg/kg	TM089		<40	<40	1200	549	3450	2780
Aliphatics >C10-C12	<10 µg/kg	TM089		<40	<40	10000	1790	9670	9400
Aliphatics >C12-C16	<100 µg/kg	TM173		<100	<100	35600	84700	397000	442000
Aliphatics >C16-C21	<100 µg/kg	TM173		<100	<100	11200	203000	510000	523000
Aliphatics >C21-C35	<100 µg/kg	TM173		<100	<100	<100	465000	697000	771000
Aliphatics >C35-C44	<100 µg/kg	TM173		<100	<100	<100	129000	199000	221000
Total Aliphatics >C12-C44	<100 µg/kg	TM173		<100	<100	46800	882000	1800000	1960000
Aromatics >EC5-EC7	<10 µg/kg	TM089		<40	<40	<40	<40	<40	<40
Aromatics >EC7-EC8	<10 µg/kg	TM089		<40	<40	<40	<40	<40	<40
Aromatics >EC8-EC10	<10 µg/kg	TM089		<40	<40	803	365	2300	1860
Aromatics >EC10-EC12	<10 µg/kg	TM089		<40	<40	6670	1190	6450	6270
Aromatics >EC12-EC16	<100 µg/kg	TM173		<100	<100	3290	13900	98900	115000
Aromatics >EC16-EC21	<100 µg/kg	TM173		<100	<100	3610	75100	217000	237000
Aromatics >EC21-EC35	<100 µg/kg	TM173		<100	2050	2180	376000	542000	544000
Aromatics >EC35-EC44	<100 µg/kg	TM173		<100	<100	1840	211000	64300	201000
Aromatics >EC40-EC44	<100 µg/kg	TM173		<100	<100	1030	83300	65300	76700
Total Aromatics >EC12-EC44	<100 µg/kg	TM173		<100	2050	10900	675000	923000	1100000
Total Aliphatics & Aromatics >C5-C44	<100 µg/kg	TM173		<100	2050	76500	1560000	2750000	3080000

CERTIFICATE OF ANALYSIS

SDG:	140628-58	**Location:**	Coed Darcy	**Order Number:**	CD0725
Job:	H_ATKINS_LDC-224	**Customer:**	Atkins Global Ltd	**Report Number:**	277181
Client Reference:	Site Wide Trial Pitting	**Attention:**	Jack Lowrie	**Superseded Report:**	

TPH CWG (S)

Results Legend		Customer Sample R	TP7046	TP7046	TP7046	TP7046	TP7047	TP7047
#	ISO17025 accredited.							
M	*m*CERTS accredited.							
aq	Aqueous / settled sample.							
diss.filt	Dissolved / filtered sample.							
tot.unfilt	Total / unfiltered sample.							
*	Subcontracted test.							
**	% recovery of the surrogate standard to check the efficiency of the method. The results of individual compounds within samples aren't corrected for the recovery	Depth (m)	0.50	1.50	2.50	3.40	0.50	1.50
		Sample Type	Soil/Solid	Soil/Solid	Soil/Solid	Soil/Solid	Soil/Solid	Soil/Solid
		Date Sampled	26/06/2014	26/06/2014	26/06/2014	26/06/2014	26/06/2014	26/06/2014
		Sample Time	.	.	.	.	.	.
		Date Received	28/06/2014	28/06/2014	28/06/2014	28/06/2014	28/06/2014	28/06/2014
		SDG Ref	140628-58	140628-58	140628-58	140628-58	140628-58	140628-58
(F)	Trigger breach confirmed	Lab Sample No.(s)	9525077	9525121	9525169	9524796	9524800	9524804
1-5&+§@	Sample deviation (see appendix)	AGS Reference						

Component	LOD/Units	Method						
GRO Surrogate % recovery**	%	TM089	98	106	105	117	97	98
GRO TOT (Moisture Corrected)	<44 µg/kg	TM089	<176 M	<176 M	3160 M	1270 M	<176 M	70700 M
Methyl tertiary butyl ether (MTBE)	<5 µg/kg	TM089	<20 M	<20 M	<20 M	<20 M	<20 M	<20 M
Benzene	<10 µg/kg	TM089	<40 M	<40 M	<40 M	<40 M	<40 M	<40 M
Toluene	<2 µg/kg	TM089	<8 M	<8 M	<8 M	<8 M	<8 M	<8 M
Ethylbenzene	<3 µg/kg	TM089	<12 M	<12 M	<12 M	<12 M	<12 M	<12 M
m,p-Xylene	<6 µg/kg	TM089	<24 M	<24 M	<24 M	<24 M	<24 M	<24 M
o-Xylene	<3 µg/kg	TM089	<12 M	<12 M	<12 M	<12 M	<12 M	<12 M
sum of detected mpo xylene by GC	<9 µg/kg	TM089	<9	<9	<9	<9	<9	<9
sum of detected BTEX by GC	<24 µg/kg	TM089	<24	<24	<24	<24	<24	<24
Aliphatics >C5-C6	<10 µg/kg	TM089	<40	<40	<40	<40	<40	<40
Aliphatics >C6-C8	<10 µg/kg	TM089	<40	<40	62.2	58.3	<40	728
Aliphatics >C8-C10	<10 µg/kg	TM089	<40	<40	271	119	<40	7390
Aliphatics >C10-C12	<10 µg/kg	TM089	<40	<40	1580	597	<40	34600
Aliphatics >C12-C16	<100 µg/kg	TM173	<100	1640	9150	6820	15100	1070000
Aliphatics >C16-C21	<100 µg/kg	TM173	<100	1120	2290	870	66700	1130000
Aliphatics >C21-C35	<100 µg/kg	TM173	<100	1580	589	<100	26800	<100
Aliphatics >C35-C44	<100 µg/kg	TM173	<100	<100	<100	<100	<100	<100
Total Aliphatics >C12-C44	<100 µg/kg	TM173	<100	4330	12000	7690	109000	2200000
Aromatics >EC5-EC7	<10 µg/kg	TM089	<40	<40	<40	<40	<40	<40
Aromatics >EC7-EC8	<10 µg/kg	TM089	<40	<40	<40	<40	<40	<40
Aromatics >EC8-EC10	<10 µg/kg	TM089	<40	<40	183	83.2	<40	4930
Aromatics >EC10-EC12	<10 µg/kg	TM089	<40	<40	1050	399	<40	23100
Aromatics >EC12-EC16	<100 µg/kg	TM173	<100	<100	<100	<100	885	278000
Aromatics >EC16-EC21	<100 µg/kg	TM173	<100	<100	<100	<100	10400	439000
Aromatics >EC21-EC35	<100 µg/kg	TM173	<100	<100	3810	2990	21200	95800
Aromatics >EC35-EC44	<100 µg/kg	TM173	<100	<100	<100	<100	8340	3890
Aromatics >EC40-EC44	<100 µg/kg	TM173	<100	<100	<100	<100	3450	1570
Total Aromatics >EC12-EC44	<100 µg/kg	TM173	<100	<100	3810	2990	40800	817000
Total Aliphatics & Aromatics >C5-C44	<100 µg/kg	TM173	<100	4330	19000	11900	149000	3080000

CERTIFICATE OF ANALYSIS

SDG:	140628-58	**Location:**	Coed Darcy	**Order Number:**	CD0725
Job:	H_ATKINS_LDC-224	**Customer:**	Atkins Global Ltd	**Report Number:**	277181
Client Reference:	Site Wide Trial Pitting	**Attention:**	Jack Lowrie	**Superseded Report:**	

TPH CWG (S)

Results Legend	
#	ISO17025 accredited.
M	*m*CERTS accredited.
aq	Aqueous / settled sample.
diss.filt	Dissolved / filtered sample.
tot.unfilt	Total / unfiltered sample.
*	Subcontracted test.
**	% recovery of the surrogate standard to check the efficiency of the method. The results of individual compounds within samples aren't corrected for the recovery
(F)	Trigger breach confirmed
1-5&+§@	Sample deviation (see appendix)

Component	LOD/Units	Method	Customer Sample R	TP7047	TP7047	TP7512	TP7512	TP7513	TP7513
			Depth (m)	2.50	3.50	0.50	1.50	0.50	1.50
			Sample Type	Soil/Solid	Soil/Solid	Soil/Solid	Soil/Solid	Soil/Solid	Soil/Solid
			Date Sampled	26/06/2014	26/06/2014	26/06/2014	26/06/2014	26/06/2014	26/06/2014
			Sample Time	.	.	.	.	.	.
			Date Received	28/06/2014	28/06/2014	28/06/2014	28/06/2014	28/06/2014	28/06/2014
			SDG Ref	140628-58	140628-58	140628-58	140628-58	140628-58	140628-58
			Lab Sample No.(s)	9524808	9524812	9524923	9524927	9524936	9524940
			AGS Reference						
GRO Surrogate % recovery**	%	TM089		121	111	116	105	113	87
GRO TOT (Moisture Corrected)	<44 µg/kg	TM089		72700 M	43700 M	<176 M	<176 M	43300 M	296000 M
Methyl tertiary butyl ether (MTBE)	<5 µg/kg	TM089		<20 M	<20 M	<20 M	<20 M	<20 M	<25 M
Benzene	<10 µg/kg	TM089		98.4 M	<40 M	<40 M	<40 M	<40 M	<50 M
Toluene	<2 µg/kg	TM089		<8 M	<8 M	<8 M	<8 M	<8 M	<10 M
Ethylbenzene	<3 µg/kg	TM089		<12 M	<12 M	<12 M	<12 M	<12 M	<15 M
m,p-Xylene	<6 µg/kg	TM089		<24 M	<24 M	<24 M	<24 M	<24 M	<30 M
o-Xylene	<3 µg/kg	TM089		<12 M	<12 M	<12 M	<12 M	<12 M	<15 M
sum of detected mpo xylene by GC	<9 µg/kg	TM089		<9	<9	<9	<9	<9	<9
sum of detected BTEX by GC	<24 µg/kg	TM089		98.4	<24	<24	<24	<24	<24
Aliphatics >C5-C6	<10 µg/kg	TM089		120	49.5	<40	<40	<40	<50
Aliphatics >C6-C8	<10 µg/kg	TM089		25400	8440	<40	<40	8630	17100
Aliphatics >C8-C10	<10 µg/kg	TM089		17100	7890	<40	<40	12500	110000
Aliphatics >C10-C12	<10 µg/kg	TM089		11200	13200	<40	<40	8330	57500
Aliphatics >C12-C16	<100 µg/kg	TM173		126000	472000	<100	351	583000	<100
Aliphatics >C16-C21	<100 µg/kg	TM173		124000	401000	<100	<100	720000	<100
Aliphatics >C21-C35	<100 µg/kg	TM173		13000	56600	<100	<100	167000	<100
Aliphatics >C35-C44	<100 µg/kg	TM173		<100	<100	<100	<100	11300	<100
Total Aliphatics >C12-C44	<100 µg/kg	TM173		263000	929000	<100	351	1480000	<100
Aromatics >EC5-EC7	<10 µg/kg	TM089		98.4	<40	<40	<40	<40	<50
Aromatics >EC7-EC8	<10 µg/kg	TM089		<40	<40	<40	<40	<40	<50
Aromatics >EC8-EC10	<10 µg/kg	TM089		11400	5260	<40	<40	8310	73200
Aromatics >EC10-EC12	<10 µg/kg	TM089		7470	8800	<40	<40	5550	38300
Aromatics >EC12-EC16	<100 µg/kg	TM173		11300	127000	<100	<100	64600	<100
Aromatics >EC16-EC21	<100 µg/kg	TM173		24100	169000	<100	<100	152000	<100
Aromatics >EC21-EC35	<100 µg/kg	TM173		8420	35900	1610	1510	73800	<100
Aromatics >EC35-EC44	<100 µg/kg	TM173		<100	<100	<100	6930	12600	<100
Aromatics >EC40-EC44	<100 µg/kg	TM173		<100	<100	<100	4320	4850	<100
Total Aromatics >EC12-EC44	<100 µg/kg	TM173		43800	333000	1610	8430	303000	<100
Total Aliphatics & Aromatics >C5-C44	<100 µg/kg	TM173		379000	1310000	1610	8790	1830000	296000

CERTIFICATE OF ANALYSIS

SDG:	140628-58	**Location:**	Coed Darcy	**Order Number:**	CD0725
Job:	H_ATKINS_LDC-224	**Customer:**	Atkins Global Ltd	**Report Number:**	277181
Client Reference:	Site Wide Trial Pitting	**Attention:**	Jack Lowrie	**Superseded Report:**	

TPH CWG (S)

Results Legend	
#	ISO17025 accredited.
M	*m*CERTS accredited.
aq	Aqueous / settled sample.
diss.filt	Dissolved / filtered sample.
tot.unfilt	Total / unfiltered sample.
*	Subcontracted test.
**	% recovery of the surrogate standard to check the efficiency of the method. The results of individual compounds within samples aren't corrected for the recovery
(F)	Trigger breach confirmed
1-5&+§@	Sample deviation (see appendix)

Component	LOD/Units	Method	Customer Sample R	TP7513	TP7514	TP7514	TP7515	TP7515	TP7516
			Depth (m)	2.50	0.50	1.50	0.50	1.50	0.50
			Sample Type	Soil/Solid	Soil/Solid	Soil/Solid	Soil/Solid	Soil/Solid	Soil/Solid
			Date Sampled	26/06/2014	26/06/2014	26/06/2014	26/06/2014	26/06/2014	26/06/2014
			Sample Time	.	.	.	.	.	.
			Date Received	28/06/2014	28/06/2014	28/06/2014	28/06/2014	28/06/2014	28/06/2014
			SDG Ref	140628-58	140628-58	140628-58	140628-58	140628-58	140628-58
			Lab Sample No.(s)	9524944	9524949	9524953	9524957	9524962	9524966
			AGS Reference						
GRO Surrogate % recovery**	%	TM089		70	105	99	85	105	107
GRO TOT (Moisture Corrected)	<44 µg/kg	TM089		440000 M	4110 M	121000 M	50600 M	57700 M	<176 M
Methyl tertiary butyl ether (MTBE)	<5 µg/kg	TM089		<50 M	<20 M	<20 M	<20 M	<20 M	<20 M
Benzene	<10 µg/kg	TM089		<100 M	<40 M	<40 M	<40 M	114 M	<40 M
Toluene	<2 µg/kg	TM089		<20 M	<8 M	<8 M	<8 M	<8 M	<8 M
Ethylbenzene	<3 µg/kg	TM089		<30 M	117 M	<12 M	<12 M	<12 M	<12 M
m,p-Xylene	<6 µg/kg	TM089		<60 M	58.3 M	<24 M	<24 M	<24 M	<24 M
o-Xylene	<3 µg/kg	TM089		<30 M	<12 M	<12 M	<12 M	<12 M	<12 M
sum of detected mpo xylene by GC	<9 µg/kg	TM089		<9	58.3	<9	<9	<9	<9
sum of detected BTEX by GC	<24 µg/kg	TM089		<24	175	<24	<24	114	<24
Aliphatics >C5-C6	<10 µg/kg	TM089		<100	<40	<40	<40	256	<40
Aliphatics >C6-C8	<10 µg/kg	TM089		17900	975	6850	6820	16800	<40
Aliphatics >C8-C10	<10 µg/kg	TM089		153000	902	35600	12000	12300	<40
Aliphatics >C10-C12	<10 µg/kg	TM089		100000	850	33000	14200	12000	<40
Aliphatics >C12-C16	<100 µg/kg	TM173		687000	13300	319000	967000	252000	2090
Aliphatics >C16-C21	<100 µg/kg	TM173		884000	17100	290000	1290000	327000	<100
Aliphatics >C21-C35	<100 µg/kg	TM173		233000	21600	401000	717000	361000	428
Aliphatics >C35-C44	<100 µg/kg	TM173		5840	4700	101000	150000	99400	<100
Total Aliphatics >C12-C44	<100 µg/kg	TM173		1810000	56800	1110000	3120000	1040000	2520
Aromatics >EC5-EC7	<10 µg/kg	TM089		<100	<40	<40	<40	114	<40
Aromatics >EC7-EC8	<10 µg/kg	TM089		<100	<40	<40	<40	<40	<40
Aromatics >EC8-EC10	<10 µg/kg	TM089		102000	776	23800	7970	8220	<40
Aromatics >EC10-EC12	<10 µg/kg	TM089		66800	568	22000	9500	7990	<40
Aromatics >EC12-EC16	<100 µg/kg	TM173		24900	1140	16800	256000	74100	<100
Aromatics >EC16-EC21	<100 µg/kg	TM173		125000	2200	59000	506000	153000	<100
Aromatics >EC21-EC35	<100 µg/kg	TM173		77700	7650	171000	491000	253000	1800
Aromatics >EC35-EC44	<100 µg/kg	TM173		9600	3510	70400	154000	95100	2220
Aromatics >EC40-EC44	<100 µg/kg	TM173		3680	1350	28500	62000	38200	1430
Total Aromatics >EC12-EC44	<100 µg/kg	TM173		237000	14500	317000	1410000	576000	4020
Total Aliphatics & Aromatics >C5-C44	<100 µg/kg	TM173		2490000	75400	1550000	4580000	1670000	6540

CERTIFICATE OF ANALYSIS

SDG:	140628-58	**Location:**	Coed Darcy	**Order Number:**	CD0725
Job:	H_ATKINS_LDC-224	**Customer:**	Atkins Global Ltd	**Report Number:**	277181
Client Reference:	Site Wide Trial Pitting	**Attention:**	Jack Lowrie	**Superseded Report:**	

TPH CWG (S)

Results Legend	
#	ISO17025 accredited.
M	*m*CERTS accredited.
aq	Aqueous / settled sample.
diss.filt	Dissolved / filtered sample.
tot.unfilt	Total / unfiltered sample.
*	Subcontracted test.
**	% recovery of the surrogate standard to check the efficiency of the method. The results of individual compounds within samples aren't corrected for the recovery
(F)	Trigger breach confirmed
1-5&+§@	Sample deviation (see appendix)

Component	LOD/Units	Method	Customer Sample R	TP7516	TP7517	TP7517	TP7517	TP7518	TP7518
			Depth (m)	1.50	0.50	1.50	2.50	0.50	1.50
			Sample Type	Soil/Solid	Soil/Solid	Soil/Solid	Soil/Solid	Soil/Solid	Soil/Solid
			Date Sampled	26/06/2014	26/06/2014	26/06/2014	26/06/2014	26/06/2014	26/06/2014
			Sample Time	.	.	.	.	.	.
			Date Received	28/06/2014	28/06/2014	28/06/2014	28/06/2014	28/06/2014	28/06/2014
			SDG Ref	140628-58	140628-58	140628-58	140628-58	140628-58	140628-58
			Lab Sample No.(s)	9524970	9524974	9524983	9524987	9524991	9524995
			AGS Reference						
GRO Surrogate % recovery**	%	TM089		83	76	101	102	79	102
GRO TOT (Moisture Corrected)	<44 µg/kg	TM089		44500 M	<176 M	<176 M	<176 M	<176 M	<176 M
Methyl tertiary butyl ether (MTBE)	<5 µg/kg	TM089		<20 M	<20 M	<20 M	<20 M	<20 M	<20 M
Benzene	<10 µg/kg	TM089		<40 M	<40 M	<40 M	<40 M	<40 M	<40 M
Toluene	<2 µg/kg	TM089		<8 M	<8 M	<8 M	<8 M	<8 M	<8 M
Ethylbenzene	<3 µg/kg	TM089		<12 M	<12 M	<12 M	<12 M	<12 M	<12 M
m,p-Xylene	<6 µg/kg	TM089		<24 M	<24 M	<24 M	<24 M	<24 M	<24 M
o-Xylene	<3 µg/kg	TM089		<12 M	<12 M	<12 M	<12 M	<12 M	<12 M
sum of detected mpo xylene by GC	<9 µg/kg	TM089		<9	<9	<9	<9	<9	<9
sum of detected BTEX by GC	<24 µg/kg	TM089		<24	<24	<24	<24	<24	<24
Aliphatics >C5-C6	<10 µg/kg	TM089		<40	<40	<40	<40	<40	<40
Aliphatics >C6-C8	<10 µg/kg	TM089		505	<40	<40	<40	<40	<40
Aliphatics >C8-C10	<10 µg/kg	TM089		8020	<40	<40	<40	<40	<40
Aliphatics >C10-C12	<10 µg/kg	TM089		18400	<40	<40	<40	<40	<40
Aliphatics >C12-C16	<100 µg/kg	TM173		569000	1260	<100	<100	8400	<100
Aliphatics >C16-C21	<100 µg/kg	TM173		584000	4670	<100	<100	55400	<100
Aliphatics >C21-C35	<100 µg/kg	TM173		482000	16600	<100	<100	198000	<100
Aliphatics >C35-C44	<100 µg/kg	TM173		119000	17400	<100	<100	65300	<100
Total Aliphatics >C12-C44	<100 µg/kg	TM173		1750000	39900	<100	<100	327000	<100
Aromatics >EC5-EC7	<10 µg/kg	TM089		<40	<40	<40	<40	<40	<40
Aromatics >EC7-EC8	<10 µg/kg	TM089		<40	<40	<40	<40	<40	<40
Aromatics >EC8-EC10	<10 µg/kg	TM089		5350	<40	<40	<40	<40	<40
Aromatics >EC10-EC12	<10 µg/kg	TM089		12300	<40	<40	<40	<40	<40
Aromatics >EC12-EC16	<100 µg/kg	TM173		73300	<100	<100	<100	3250	<100
Aromatics >EC16-EC21	<100 µg/kg	TM173		145000	2930	763	<100	23300	<100
Aromatics >EC21-EC35	<100 µg/kg	TM173		252000	18500	1940	<100	186000	1510
Aromatics >EC35-EC44	<100 µg/kg	TM173		98400	18700	<100	<100	117000	<100
Aromatics >EC40-EC44	<100 µg/kg	TM173		38000	8840	<100	<100	46400	<100
Total Aromatics >EC12-EC44	<100 µg/kg	TM173		569000	40200	2710	<100	330000	1510
Total Aliphatics & Aromatics >C5-C44	<100 µg/kg	TM173		2370000	80100	2710	<100	657000	1510

CERTIFICATE OF ANALYSIS

SDG:	140628-58	**Location:**	Coed Darcy	**Order Number:**	CD0725
Job:	H_ATKINS_LDC-224	**Customer:**	Atkins Global Ltd	**Report Number:**	277181
Client Reference:	Site Wide Trial Pitting	**Attention:**	Jack Lowrie	**Superseded Report:**	

TPH CWG (S)

Results Legend		Customer Sample R	TP7518					
#	ISO17025 accredited.							
M	*m*CERTS accredited.							
aq	Aqueous / settled sample.							
diss.filt	Dissolved / filtered sample.							
tot.unfilt	Total / unfiltered sample.							
*	Subcontracted test.							
**	% recovery of the surrogate standard to check the efficiency of the method. The results of individual compounds within samples aren't corrected for the recovery	Depth (m)	2.50					
		Sample Type	Soil/Solid					
		Date Sampled	26/06/2014					
		Sample Time	.					
		Date Received	28/06/2014					
		SDG Ref	140628-58					
(F)	Trigger breach confirmed	Lab Sample No.(s)	9525000					
1-5&+§@	Sample deviation (see appendix)	AGS Reference						

Component	LOD/Units	Method						
GRO Surrogate % recovery**	%	TM089	107					
GRO TOT (Moisture Corrected)	<44 µg/kg	TM089	<176 M					
Methyl tertiary butyl ether (MTBE)	<5 µg/kg	TM089	<20 M					
Benzene	<10 µg/kg	TM089	<40 M					
Toluene	<2 µg/kg	TM089	<8 M					
Ethylbenzene	<3 µg/kg	TM089	<12 M					
m,p-Xylene	<6 µg/kg	TM089	<24 M					
o-Xylene	<3 µg/kg	TM089	<12 M					
sum of detected mpo xylene by GC	<9 µg/kg	TM089	<9					
sum of detected BTEX by GC	<24 µg/kg	TM089	<24					
Aliphatics >C5-C6	<10 µg/kg	TM089	<40					
Aliphatics >C6-C8	<10 µg/kg	TM089	<40					
Aliphatics >C8-C10	<10 µg/kg	TM089	<40					
Aliphatics >C10-C12	<10 µg/kg	TM089	<40					
Aliphatics >C12-C16	<100 µg/kg	TM173	<100					
Aliphatics >C16-C21	<100 µg/kg	TM173	<100					
Aliphatics >C21-C35	<100 µg/kg	TM173	<100					
Aliphatics >C35-C44	<100 µg/kg	TM173	<100					
Total Aliphatics >C12-C44	<100 µg/kg	TM173	<100					
Aromatics >EC5-EC7	<10 µg/kg	TM089	<40					
Aromatics >EC7-EC8	<10 µg/kg	TM089	<40					
Aromatics >EC8-EC10	<10 µg/kg	TM089	<40					
Aromatics >EC10-EC12	<10 µg/kg	TM089	<40					
Aromatics >EC12-EC16	<100 µg/kg	TM173	<100					
Aromatics >EC16-EC21	<100 µg/kg	TM173	<100					
Aromatics >EC21-EC35	<100 µg/kg	TM173	<100					
Aromatics >EC35-EC44	<100 µg/kg	TM173	<100					
Aromatics >EC40-EC44	<100 µg/kg	TM173	<100					
Total Aromatics >EC12-EC44	<100 µg/kg	TM173	<100					
Total Aliphatics & Aromatics >C5-C44	<100 µg/kg	TM173	<100					

CERTIFICATE OF ANALYSIS

SDG:	140628-58	**Location:**	Coed Darcy	**Order Number:**	CD0725
Job:	H_ATKINS_LDC-224	**Customer:**	Atkins Global Ltd	**Report Number:**	277181
Client Reference:	Site Wide Trial Pitting	**Attention:**	Jack Lowrie	**Superseded Report:**	

Asbestos Identification - Solid Samples

		Date of Analysis	Analysed By	Comments	Amosite (Brown) Asbestos	Chrysotile (White) Asbestos	Crocidolite (Blue) Asbestos	Fibrous Actinolite	Fibrous Anthophyllite	Fibrous Tremolite	Non-Asbestos Fibre
Cust. Sample Ref. Depth (m) Sample Type Date Sampled Date Receieved SDG Original Sample Method Number	IP004 0.50 SOLID 26/06/2014 00:00:00 140628-58 9525014 TM048	9/7/14	Paul Fenney	-	Not Detected (#)	Not Detected (#)	Not Detected (#)	Not Detected (#)	Not Detected (#)	Not Detected (#)	Not Detected
Cust. Sample Ref. Depth (m) Sample Type Date Sampled Date Receieved SDG Original Sample Method Number	IP005 0.50 SOLID 26/06/2014 00:00:00 140628-58 9525004 TM048	10/7/14	Simon Postlewhite	-	Not Detected (#)	Not Detected (#)	Not Detected (#)	Not Detected (#)	Not Detected (#)	Not Detected (#)	Not Detected
Cust. Sample Ref. Depth (m) Sample Type Date Sampled Date Receieved SDG Original Sample Method Number	IP008 0.50 SOLID 26/06/2014 00:00:00 140628-58 9525022 TM048	9/7/14	Martin Cotterell	-	Not Detected (#)	Not Detected (#)	Not Detected (#)	Not Detected (#)	Not Detected (#)	Not Detected (#)	Not Detected
Cust. Sample Ref. Depth (m) Sample Type Date Sampled Date Receieved SDG Original Sample Method Number	IP103 0.50 SOLID 26/06/2014 00:00:00 140628-58 9525052 TM048	9/7/14	Tomasz Pawlikowski	Loose fibres in soil	Not Detected (#)	Not Detected (#)	Detected (#)	Not Detected (#)	Not Detected (#)	Not Detected (#)	Not Detected
Cust. Sample Ref. Depth (m) Sample Type Date Sampled Date Receieved SDG Original Sample Method Number	IP104 0.50 SOLID 26/06/2014 00:00:00 140628-58 9525060 TM048	9/7/14	Paul Fenney	-	Not Detected (#)	Not Detected (#)	Not Detected (#)	Not Detected (#)	Not Detected (#)	Not Detected (#)	Not Detected

CERTIFICATE OF ANALYSIS

SDG:	140628-58	**Location:**	Coed Darcy	**Order Number:**	CD0725
Job:	H_ATKINS_LDC-224	**Customer:**	Atkins Global Ltd	**Report Number:**	277181
Client Reference:	Site Wide Trial Pitting	**Attention:**	Jack Lowrie	**Superseded Report:**	

		Date of Analysis	Analysed By	Comments	Amosite (Brown) Asbestos	Chrysotile (White) Asbestos	Crocidolite (Blue) Asbestos	Fibrous Actinolite	Fibrous Anthophyllite	Fibrous Tremolite	Non-Asbestos Fibre
Cust. Sample Ref. Depth (m) Sample Type Date Sampled Date Receieved SDG Original Sample Method Number	IP105 0.50 SOLID 26/06/2014 00:00:00 140628-58 9525040 TM048	9/7/14	Paul Fenney	-	Not Detected (#)	Not Detected (#)	Not Detected (#)	Not Detected (#)	Not Detected (#)	Not Detected (#)	Not Detected
Cust. Sample Ref. Depth (m) Sample Type Date Sampled Date Receieved SDG Original Sample Method Number	IP132 0.50 SOLID 26/06/2014 00:00:00 140628-58 9524816 TM048	9/7/14	Paul Fenney	-	Not Detected (#)	Not Detected (#)	Not Detected (#)	Not Detected (#)	Not Detected (#)	Not Detected (#)	Not Detected
Cust. Sample Ref. Depth (m) Sample Type Date Sampled Date Receieved SDG Original Sample Method Number	IP141 0.50 SOLID 26/06/2014 00:00:00 140628-58 9525068 TM048	9/7/14	Martin Cotterell	-	Not Detected (#)	Not Detected (#)	Not Detected (#)	Not Detected (#)	Not Detected (#)	Not Detected (#)	Not Detected
Cust. Sample Ref. Depth (m) Sample Type Date Sampled Date Receieved SDG Original Sample Method Number	IP142 0.50 SOLID 26/06/2014 00:00:00 140628-58 9525081 TM048	9/7/14	Paul Fenney	-	Not Detected (#)	Not Detected (#)	Not Detected (#)	Not Detected (#)	Not Detected (#)	Not Detected (#)	Not Detected
Cust. Sample Ref. Depth (m) Sample Type Date Sampled Date Receieved SDG Original Sample Method Number	IP172 0.50 SOLID 26/06/2014 00:00:00 140628-58 9525089 TM048	9/7/14	Paul Fenney	Loose fibres in soil	Detected (#)	Not Detected (#)	Not Detected (#)	Not Detected (#)	Not Detected (#)	Not Detected (#)	Not Detected
Cust. Sample Ref. Depth (m) Sample Type Date Sampled Date Receieved SDG Original Sample Method Number	IP173 0.50 SOLID 26/06/2014 00:00:00 140628-58 9525097 TM048	9/7/14	Martin Cotterell	-	Not Detected (#)	Not Detected (#)	Not Detected (#)	Not Detected (#)	Not Detected (#)	Not Detected (#)	Not Detected

CERTIFICATE OF ANALYSIS

SDG:	140628-58	**Location:**	Coed Darcy	**Order Number:**	CD0725
Job:	H_ATKINS_LDC-224	**Customer:**	Atkins Global Ltd	**Report Number:**	277181
Client Reference:	Site Wide Trial Pitting	**Attention:**	Jack Lowrie	**Superseded Report:**	

		Date of Analysis	Analysed By	Comments	Amosite (Brown) Asbestos	Chrysotile (White) Asbestos	Crocidolite (Blue) Asbestos	Fibrous Actinolite	Fibrous Anthophyllite	Fibrous Tremolite	Non-Asbestos Fibre
Cust. Sample Ref. Depth (m) Sample Type Date Sampled Date Receieved SDG Original Sample Method Number	IP197 0.50 SOLID 26/06/2014 00:00:00 140628-58 9525109 TM048	9/7/14	Lauren Sargeant	Loose fibres in soil	Not Detected (#)	Detected (#)	Not Detected (#)	Not Detected (#)	Not Detected (#)	Not Detected (#)	Not Detected
Cust. Sample Ref. Depth (m) Sample Type Date Sampled Date Receieved SDG Original Sample Method Number	IP209 0.50 SOLID 26/06/2014 00:00:00 140628-58 9525131 TM048	9/7/14	Lauren Sargeant	-	Not Detected (#)	Not Detected (#)	Not Detected (#)	Not Detected (#)	Not Detected (#)	Not Detected (#)	Not Detected
Cust. Sample Ref. Depth (m) Sample Type Date Sampled Date Receieved SDG Original Sample Method Number	IP212 0.50 SOLID 26/06/2014 00:00:00 140628-58 9525165 TM048	9/7/14	Martin Cotterell	Loose fibres in soil	Not Detected (#)	Detected (#)	Not Detected (#)	Not Detected (#)	Not Detected (#)	Not Detected (#)	Not Detected
Cust. Sample Ref. Depth (m) Sample Type Date Sampled Date Receieved SDG Original Sample Method Number	IP214 0.50 SOLID 26/06/2014 00:00:00 140628-58 9525148 TM048	9/7/14	Paul Fenney	-	Not Detected (#)	Not Detected (#)	Not Detected (#)	Not Detected (#)	Not Detected (#)	Not Detected (#)	Not Detected
Cust. Sample Ref. Depth (m) Sample Type Date Sampled Date Receieved SDG Original Sample Method Number	IP282 0.50 SOLID 26/06/2014 00:00:00 140628-58 9524852 TM048	9/7/14	Paul Fenney	-	Not Detected (#)	Not Detected (#)	Not Detected (#)	Not Detected (#)	Not Detected (#)	Not Detected (#)	Not Detected
Cust. Sample Ref. Depth (m) Sample Type Date Sampled Date Receieved SDG Original Sample Method Number	IP314 0.50 SOLID 26/06/2014 00:00:00 140628-58 9524864 TM048	9/7/14	Lauren Sargeant	-	Not Detected (#)	Not Detected (#)	Not Detected (#)	Not Detected (#)	Not Detected (#)	Not Detected (#)	Not Detected

CERTIFICATE OF ANALYSIS

SDG:	140628-58	**Location:**	Coed Darcy	**Order Number:**	CD0725
Job:	H_ATKINS_LDC-224	**Customer:**	Atkins Global Ltd	**Report Number:**	277181
Client Reference:	Site Wide Trial Pitting	**Attention:**	Jack Lowrie	**Superseded Report:**	

		Date of Analysis	Analysed By	Comments	Amosite (Brown) Asbestos	Chrysotile (White) Asbestos	Crocidolite (Blue) Asbestos	Fibrous Actinolite	Fibrous Anthophyllite	Fibrous Tremolite	Non-Asbestos Fibre
Cust. Sample Ref. Depth (m) Sample Type Date Sampled Date Receieved SDG Original Sample Method Number	IP315 0.50 SOLID 26/06/2014 00:00:00 140628-58 9524905 TM048	9/7/14	Paul Fenney	-	Not Detected (#)	Not Detected (#)	Not Detected (#)	Not Detected (#)	Not Detected (#)	Not Detected (#)	Not Detected
Cust. Sample Ref. Depth (m) Sample Type Date Sampled Date Receieved SDG Original Sample Method Number	IP316 0.50 SOLID 26/06/2014 00:00:00 140628-58 9524876 TM048	9/7/14	Martin Cotterell	-	Not Detected (#)	Not Detected (#)	Not Detected (#)	Not Detected (#)	Not Detected (#)	Not Detected (#)	Not Detected
Cust. Sample Ref. Depth (m) Sample Type Date Sampled Date Receieved SDG Original Sample Method Number	IP317 0.50 SOLID 26/06/2014 00:00:00 140628-58 9524892 TM048	9/7/14	Paul Fenney	-	Not Detected (#)	Not Detected (#)	Not Detected (#)	Not Detected (#)	Not Detected (#)	Not Detected (#)	Not Detected
Cust. Sample Ref. Depth (m) Sample Type Date Sampled Date Receieved SDG Original Sample Method Number	IP318 0.50 SOLID 26/06/2014 00:00:00 140628-58 9524844 TM048	9/7/14	Paul Fenney	-	Not Detected (#)	Not Detected (#)	Not Detected (#)	Not Detected (#)	Not Detected (#)	Not Detected (#)	Not Detected
Cust. Sample Ref. Depth (m) Sample Type Date Sampled Date Receieved SDG Original Sample Method Number	TP7044 0.50 SOLID 26/06/2014 00:00:00 140628-58 9524792 TM048	10/7/14	Simon Postlewhite	-	Not Detected (#)	Not Detected (#)	Not Detected (#)	Not Detected (#)	Not Detected (#)	Not Detected (#)	Not Detected
Cust. Sample Ref. Depth (m) Sample Type Date Sampled Date Receieved SDG Original Sample Method Number	TP7045 0.50 SOLID 26/06/2014 00:00:00 140628-58 9524932 TM048	10/7/14	Simon Postlewhite	-	Not Detected (#)	Not Detected (#)	Not Detected (#)	Not Detected (#)	Not Detected (#)	Not Detected (#)	Not Detected

CERTIFICATE OF ANALYSIS

SDG:	140628-58	**Location:**	Coed Darcy	**Order Number:**	CD0725
Job:	H_ATKINS_LDC-224	**Customer:**	Atkins Global Ltd	**Report Number:**	277181
Client Reference:	Site Wide Trial Pitting	**Attention:**	Jack Lowrie	**Superseded Report:**	

		Date of Analysis	Analysed By	Comments	Amosite (Brown) Asbestos	Chrysotile (White) Asbestos	Crocidolite (Blue) Asbestos	Fibrous Actinolite	Fibrous Anthophyllite	Fibrous Tremolite	Non-Asbestos Fibre
Cust. Sample Ref. Depth (m) Sample Type Date Sampled Date Receieved SDG Original Sample Method Number	TP7046 0.50 SOLID 26/06/2014 00:00:00 140628-58 9525077 TM048	9/7/14	Martin Cotterell	-	Not Detected (#)	Not Detected (#)	Not Detected (#)	Not Detected (#)	Not Detected (#)	Not Detected (#)	Not Detected
Cust. Sample Ref. Depth (m) Sample Type Date Sampled Date Receieved SDG Original Sample Method Number	TP7047 0.50 SOLID 26/06/2014 00:00:00 140628-58 9524800 TM048	9/7/14	Martin Cotterell	-	Not Detected (#)	Not Detected (#)	Not Detected (#)	Not Detected (#)	Not Detected (#)	Not Detected (#)	Not Detected
Cust. Sample Ref. Depth (m) Sample Type Date Sampled Date Receieved SDG Original Sample Method Number	TP7512 0.50 SOLID 26/06/2014 00:00:00 140628-58 9524923 TM048	9/7/14	Lauren Sargeant	-	Not Detected (#)	Not Detected (#)	Not Detected (#)	Not Detected (#)	Not Detected (#)	Not Detected (#)	Not Detected
Cust. Sample Ref. Depth (m) Sample Type Date Sampled Date Receieved SDG Original Sample Method Number	TP7513 0.50 SOLID 26/06/2014 00:00:00 140628-58 9524936 TM048	9/7/14	Paul Fenney	-	Not Detected (#)	Not Detected (#)	Not Detected (#)	Not Detected (#)	Not Detected (#)	Not Detected (#)	Not Detected
Cust. Sample Ref. Depth (m) Sample Type Date Sampled Date Receieved SDG Original Sample Method Number	TP7514 0.50 SOLID 26/06/2014 00:00:00 140628-58 9524949 TM048	9/7/14	Martin Cotterell	-	Not Detected (#)	Not Detected (#)	Not Detected (#)	Not Detected (#)	Not Detected (#)	Not Detected (#)	Not Detected
Cust. Sample Ref. Depth (m) Sample Type Date Sampled Date Receieved SDG Original Sample Method Number	TP7515 0.50 SOLID 26/06/2014 00:00:00 140628-58 9524957 TM048	9/7/14	Lauren Sargeant	-	Not Detected (#)	Not Detected (#)	Not Detected (#)	Not Detected (#)	Not Detected (#)	Not Detected (#)	Not Detected

CERTIFICATE OF ANALYSIS

SDG:	140628-58	**Location:**	Coed Darcy	**Order Number:**	CD0725
Job:	H_ATKINS_LDC-224	**Customer:**	Atkins Global Ltd	**Report Number:**	277181
Client Reference:	Site Wide Trial Pitting	**Attention:**	Jack Lowrie	**Superseded Report:**	

		Date of Analysis	Analysed By	Comments	Amosite (Brown) Asbestos	Chrysotile (White) Asbestos	Crocidolite (Blue) Asbestos	Fibrous Actinolite	Fibrous Anthophyllite	Fibrous Tremolite	Non-Asbestos Fibre
Cust. Sample Ref. Depth (m) Sample Type Date Sampled Date Receieved SDG Original Sample Method Number	TP7516 0.50 SOLID 26/06/2014 00:00:00 140628-58 9524966 TM048	9/7/14	Paul Fenney	-	Not Detected (#)	Not Detected (#)	Not Detected (#)	Not Detected (#)	Not Detected (#)	Not Detected (#)	Not Detected
Cust. Sample Ref. Depth (m) Sample Type Date Sampled Date Receieved SDG Original Sample Method Number	TP7517 0.50 SOLID 26/06/2014 00:00:00 140628-58 9524974 TM048	9/7/14	Martin Cotterell	-	Not Detected (#)	Not Detected (#)	Not Detected (#)	Not Detected (#)	Not Detected (#)	Not Detected (#)	Detected
Cust. Sample Ref. Depth (m) Sample Type Date Sampled Date Receieved SDG Original Sample Method Number	TP7518 0.50 SOLID 26/06/2014 00:00:00 140628-58 9524991 TM048	9/7/14	Martin Cotterell	-	Not Detected (#)	Not Detected (#)	Not Detected (#)	Not Detected (#)	Not Detected (#)	Not Detected (#)	Detected

CERTIFICATE OF ANALYSIS

SDG:	140628-58	**Location:**	Coed Darcy	**Order Number:**	CD0725
Job:	H_ATKINS_LDC-224	**Customer:**	Atkins Global Ltd	**Report Number:**	277181
Client Reference:	Site Wide Trial Pitting	**Attention:**	Jack Lowrie	**Superseded Report:**	

Asbestos Quantification - Full

		Additional Asbestos Components (Using TM048)	Analysts Comments	Asbestos Quantification - Gravimetric - %	Asbestos Quantification - PCOM Evaluation - %	Asbestos Quantification - Total - %
Cust. Sample Ref. Depth (m) Sample Type Date Sampled Date Receieved SDG Original Sample Method Number	IP103 0.50 SOLID 26/06/2014 00:00:00 140628-58 9525052 TM 304	None (#)	N/C	<0.001 (#)	<0.001 (#)	<0.001 (#)
Cust. Sample Ref. Depth (m) Sample Type Date Sampled Date Receieved SDG Original Sample Method Number	IP172 0.50 SOLID 26/06/2014 00:00:00 140628-58 9525089 TM 304	None (#)	N/C	<0.001 (#)	<0.001 (#)	<0.001 (#)
Cust. Sample Ref. Depth (m) Sample Type Date Sampled Date Receieved SDG Original Sample Method Number	IP197 0.50 SOLID 26/06/2014 00:00:00 140628-58 9525109 TM 304	None (#)	N/C	<0.001 (#)	<0.001 (#)	<0.001 (#)
Cust. Sample Ref. Depth (m) Sample Type Date Sampled Date Receieved SDG Original Sample Method Number	IP212 0.50 SOLID 26/06/2014 00:00:00 140628-58 9525165 TM 304	None (#)	N/C	<0.001 (#)	<0.001 (#)	0.0012 (#)

CERTIFICATE OF ANALYSIS

SDG:	140628-58	**Location:**	Coed Darcy	**Order Number:**	CD0725
Job:	H_ATKINS_LDC-224	**Customer:**	Atkins Global Ltd	**Report Number:**	277181
Client Reference:	Site Wide Trial Pitting	**Attention:**	Jack Lowrie	**Superseded Report:**	

Table of Results - Appendix

Method No	Reference	Description	Wet/Dry Sample [1]	Surrogate Corrected
ASB_PREP				
PM001		Preparation of Samples for Metals Analysis		
PM024	Modified BS 1377	Soil preparation including homogenisation, moisture screens of soils for Asbestos Containing Material		
TM 304				
TM048	HSG 248, Asbestos: The analysts' guide for sampling, analysis and clearance procedures	Identification of Asbestos in Bulk Material		
TM089	Modified: US EPA Methods 8020 & 602	Determination of Gasoline Range Hydrocarbons (GRO) and BTEX (MTBE) compounds by Headspace GC-FID (C4-C12)		
TM132	In - house Method	ELTRA CS800 Operators Guide		
TM133	BS 1377: Part 3 1990;BS 6068-2.5	Determination of pH in Soil and Water using the GLpH pH Meter		
TM173	Analysis of Petroleum Hydrocarbons in Environmental Media – Total Petroleum Hydrocarbon Criteria	Determination of Speciated Extractable Petroleum Hydrocarbons in Soils by GC-FID		
TM181	US EPA Method 6010B	Determination of Routine Metals in Soil by iCap 6500 Duo ICP-OES		
TM218	Microwave extraction – EPA method 3546	Microwave extraction - EPA method 3546		

[1] Applies to Solid samples only. DRY indicates samples have been dried at 35°C. NA = not applicable.

CERTIFICATE OF ANALYSIS

SDG:	140628-58	**Location:**	Coed Darcy	**Order Number:**	CD0725
Job:	H_ATKINS_LDC-224	**Customer:**	Atkins Global Ltd	**Report Number:**	277181
Client Reference:	Site Wide Trial Pitting	**Attention:**	Jack Lowrie	**Superseded Report:**	

Test Completion Dates

Lab Sample No(s)	9525014	9525018	9525004	9525010	9525022	9525036	9525052	9525056	9525060	9525064
Customer Sample Ref.	IP004	IP004	IP005	IP005	IP008	IP008	IP103	IP103	IP104	IP104
AGS Ref.										
Depth	0.50	1.50	0.50	1.50	0.50	1.50	0.50	1.50	0.50	1.50
Type	SOLID	SOLID	SOLID	SOLID	SOLID	SOLID	SOLID	SOLID	SOLID	SOLID
Asbestos ID in Solid Samples	10-Jul-2014		10-Jul-2014		10-Jul-2014		10-Jul-2014		10-Jul-2014	
Asbestos Quantification - Full							16-Jul-2014			
EPH CWG (Aliphatic) GC (S)	10-Jul-2014	10-Jul-2014	10-Jul-2014	09-Jul-2014	10-Jul-2014	09-Jul-2014	10-Jul-2014	10-Jul-2014	10-Jul-2014	10-Jul-2014
EPH CWG (Aromatic) GC (S)	10-Jul-2014	10-Jul-2014	10-Jul-2014	09-Jul-2014	10-Jul-2014	09-Jul-2014	10-Jul-2014	10-Jul-2014	10-Jul-2014	10-Jul-2014
GRO by GC-FID (S)	09-Jul-2014	09-Jul-2014	09-Jul-2014	09-Jul-2014	09-Jul-2014	09-Jul-2014	09-Jul-2014	09-Jul-2014	09-Jul-2014	09-Jul-2014
Metals in solid samples by OES	10-Jul-2014	10-Jul-2014	10-Jul-2014	10-Jul-2014	10-Jul-2014	10-Jul-2014	10-Jul-2014	10-Jul-2014	10-Jul-2014	10-Jul-2014
PAH by GCMS	05-Jul-2014	07-Jul-2014	05-Jul-2014	07-Jul-2014	05-Jul-2014	07-Jul-2014	07-Jul-2014	05-Jul-2014	07-Jul-2014	07-Jul-2014
pH	10-Jul-2014	09-Jul-2014	10-Jul-2014	09-Jul-2014	10-Jul-2014	09-Jul-2014	10-Jul-2014	09-Jul-2014	10-Jul-2014	09-Jul-2014
Sample description	03-Jul-2014	03-Jul-2014	03-Jul-2014	03-Jul-2014	03-Jul-2014	03-Jul-2014	03-Jul-2014	03-Jul-2014	03-Jul-2014	03-Jul-2014
Total Organic Carbon										09-Jul-2014
TPH CWG GC (S)	10-Jul-2014	10-Jul-2014	10-Jul-2014	09-Jul-2014	10-Jul-2014	09-Jul-2014	10-Jul-2014	10-Jul-2014	10-Jul-2014	10-Jul-2014

Lab Sample No(s)	9525040	9525044	9525048	9524816	9524820	9524824	9524830	9524835	9525068	9525072
Customer Sample Ref.	IP105	IP105	IP105	IP132	IP132	IP132	IP132	IP132	IP141	IP141
AGS Ref.										
Depth	0.50	1.50	2.50	0.50	1.50	2.50	3.50	4.50	0.50	1.50
Type	SOLID	SOLID	SOLID	SOLID	SOLID	SOLID	SOLID	SOLID	SOLID	SOLID
Asbestos ID in Solid Samples	10-Jul-2014			10-Jul-2014					10-Jul-2014	
EPH CWG (Aliphatic) GC (S)	10-Jul-2014	10-Jul-2014	11-Jul-2014	09-Jul-2014	10-Jul-2014	10-Jul-2014	10-Jul-2014	09-Jul-2014	10-Jul-2014	10-Jul-2014
EPH CWG (Aromatic) GC (S)	10-Jul-2014	10-Jul-2014	11-Jul-2014	09-Jul-2014	10-Jul-2014	09-Jul-2014	09-Jul-2014	09-Jul-2014	10-Jul-2014	10-Jul-2014
GRO by GC-FID (S)	09-Jul-2014	09-Jul-2014	09-Jul-2014	09-Jul-2014	09-Jul-2014	09-Jul-2014	09-Jul-2014	09-Jul-2014	09-Jul-2014	09-Jul-2014
Metals in solid samples by OES	10-Jul-2014	10-Jul-2014	10-Jul-2014	10-Jul-2014	10-Jul-2014	10-Jul-2014	10-Jul-2014	10-Jul-2014	10-Jul-2014	10-Jul-2014
PAH by GCMS	05-Jul-2014	05-Jul-2014	05-Jul-2014	09-Jul-2014	07-Jul-2014	07-Jul-2014	07-Jul-2014	07-Jul-2014	05-Jul-2014	07-Jul-2014
pH	10-Jul-2014	09-Jul-2014	09-Jul-2014	10-Jul-2014	09-Jul-2014	09-Jul-2014	09-Jul-2014	09-Jul-2014	10-Jul-2014	09-Jul-2014
Sample description	03-Jul-2014	03-Jul-2014	03-Jul-2014	07-Jul-2014	03-Jul-2014	04-Jul-2014	04-Jul-2014	04-Jul-2014	03-Jul-2014	03-Jul-2014
Total Organic Carbon				10-Jul-2014						
TPH CWG GC (S)	10-Jul-2014	10-Jul-2014	11-Jul-2014	09-Jul-2014	10-Jul-2014	10-Jul-2014	10-Jul-2014	09-Jul-2014	10-Jul-2014	10-Jul-2014

Lab Sample No(s)	9525081	9525085	9525089	9525093	9525097	9525101	9525105	9525109	9525113	9525117
Customer Sample Ref.	IP142	IP142	IP172	IP172	IP173	IP173	IP173	IP197	IP197	IP197
AGS Ref.										
Depth	0.50	1.50	0.50	1.50	0.50	1.40	1.80	0.50	1.50	1.70
Type	SOLID	SOLID	SOLID	SOLID	SOLID	SOLID	SOLID	SOLID	SOLID	SOLID
Asbestos ID in Solid Samples	10-Jul-2014		10-Jul-2014		10-Jul-2014			10-Jul-2014		
Asbestos Quantification - Full			17-Jul-2014					17-Jul-2014		
EPH CWG (Aliphatic) GC (S)	10-Jul-2014	09-Jul-2014	10-Jul-2014	10-Jul-2014	09-Jul-2014	09-Jul-2014	09-Jul-2014	10-Jul-2014	09-Jul-2014	09-Jul-2014
EPH CWG (Aromatic) GC (S)	10-Jul-2014	09-Jul-2014	10-Jul-2014	10-Jul-2014	09-Jul-2014	09-Jul-2014	09-Jul-2014	10-Jul-2014	09-Jul-2014	09-Jul-2014
GRO by GC-FID (S)	09-Jul-2014	09-Jul-2014	09-Jul-2014	09-Jul-2014	09-Jul-2014	09-Jul-2014	09-Jul-2014	09-Jul-2014	09-Jul-2014	09-Jul-2014
Metals in solid samples by OES	10-Jul-2014	10-Jul-2014	10-Jul-2014	10-Jul-2014	10-Jul-2014	10-Jul-2014	10-Jul-2014	10-Jul-2014	10-Jul-2014	10-Jul-2014
PAH by GCMS	07-Jul-2014	07-Jul-2014	07-Jul-2014	07-Jul-2014	05-Jul-2014	07-Jul-2014	07-Jul-2014	07-Jul-2014	07-Jul-2014	07-Jul-2014
pH	10-Jul-2014	09-Jul-2014	10-Jul-2014	09-Jul-2014	10-Jul-2014	09-Jul-2014	09-Jul-2014	10-Jul-2014	09-Jul-2014	10-Jul-2014
Sample description	03-Jul-2014	03-Jul-2014	03-Jul-2014	03-Jul-2014	03-Jul-2014	03-Jul-2014	02-Jul-2014	03-Jul-2014	02-Jul-2014	03-Jul-2014
TPH CWG GC (S)	10-Jul-2014	09-Jul-2014	10-Jul-2014	10-Jul-2014	09-Jul-2014	09-Jul-2014	09-Jul-2014	10-Jul-2014	09-Jul-2014	09-Jul-2014

Lab Sample No(s)	9525126	9525131	9525135	9525139	9525144	9525165	9525173	9525177	9525148	9525152
Customer Sample Ref.	IP197	IP209	IP209	IP209	IP209	IP212	IP212	IP212	IP214	IP214
AGS Ref.										
Depth	2.50	0.50	1.00	1.60	2.50	0.50	1.30	1.60	0.50	1.40
Type	SOLID	SOLID	SOLID	SOLID	SOLID	SOLID	SOLID	SOLID	SOLID	SOLID
Asbestos ID in Solid Samples		10-Jul-2014				10-Jul-2014			10-Jul-2014	
Asbestos Quantification - Full						17-Jul-2014				
EPH CWG (Aliphatic) GC (S)	10-Jul-2014	10-Jul-2014	10-Jul-2014	10-Jul-2014	10-Jul-2014	10-Jul-2014	10-Jul-2014	09-Jul-2014	10-Jul-2014	09-Jul-2014
EPH CWG (Aromatic) GC (S)	10-Jul-2014	10-Jul-2014	10-Jul-2014	10-Jul-2014	10-Jul-2014	10-Jul-2014	10-Jul-2014	09-Jul-2014	10-Jul-2014	09-Jul-2014
GRO by GC-FID (S)	09-Jul-2014	09-Jul-2014	10-Jul-2014	10-Jul-2014	09-Jul-2014	09-Jul-2014	10-Jul-2014	09-Jul-2014	09-Jul-2014	10-Jul-2014
Metals in solid samples by OES	10-Jul-2014	10-Jul-2014	10-Jul-2014	10-Jul-2014	10-Jul-2014	10-Jul-2014	10-Jul-2014	10-Jul-2014	10-Jul-2014	10-Jul-2014
PAH by GCMS	07-Jul-2014	05-Jul-2014	07-Jul-2014	10-Jul-2014	07-Jul-2014	05-Jul-2014	07-Jul-2014	07-Jul-2014	05-Jul-2014	07-Jul-2014
pH	09-Jul-2014	10-Jul-2014	09-Jul-2014	09-Jul-2014	09-Jul-2014	10-Jul-2014	09-Jul-2014	09-Jul-2014	10-Jul-2014	09-Jul-2014
Sample description	03-Jul-2014	03-Jul-2014	03-Jul-2014	03-Jul-2014	03-Jul-2014	03-Jul-2014	03-Jul-2014	03-Jul-2014	03-Jul-2014	03-Jul-2014
Total Organic Carbon									10-Jul-2014	
TPH CWG GC (S)	10-Jul-2014	10-Jul-2014	10-Jul-2014	10-Jul-2014	10-Jul-2014	10-Jul-2014	10-Jul-2014	09-Jul-2014	10-Jul-2014	10-Jul-2014

CERTIFICATE OF ANALYSIS

SDG:	140628-58	**Location:**	Coed Darcy	**Order Number:**	CD0725
Job:	H_ATKINS_LDC-224	**Customer:**	Atkins Global Ltd	**Report Number:**	277181
Client Reference:	Site Wide Trial Pitting	**Attention:**	Jack Lowrie	**Superseded Report:**	

Lab Sample No(s)	9525156	9525160	9524852	9524856	9524860	9524864	9524868	9524872	9524905	9524909
Customer Sample Ref.	IP214	IP214	IP282	IP282	IP282	IP314	IP314	IP314	IP315	IP315
AGS Ref.										
Depth	2.10	3.40	0.50	1.50	1.80	0.50	1.50	2.50	0.50	1.50
Type	SOLID	SOLID	SOLID	SOLID	SOLID	SOLID	SOLID	SOLID	SOLID	SOLID
Asbestos ID in Solid Samples			10-Jul-2014			10-Jul-2014			10-Jul-2014	
EPH CWG (Aliphatic) GC (S)	10-Jul-2014	09-Jul-2014	10-Jul-2014	09-Jul-2014	09-Jul-2014	10-Jul-2014	09-Jul-2014	10-Jul-2014	10-Jul-2014	10-Jul-2014
EPH CWG (Aromatic) GC (S)	10-Jul-2014	09-Jul-2014	10-Jul-2014	09-Jul-2014	09-Jul-2014	10-Jul-2014	09-Jul-2014	10-Jul-2014	10-Jul-2014	10-Jul-2014
GRO by GC-FID (S)	10-Jul-2014	09-Jul-2014	09-Jul-2014	09-Jul-2014	09-Jul-2014	09-Jul-2014	09-Jul-2014	09-Jul-2014	09-Jul-2014	09-Jul-2014
Metals in solid samples by OES	10-Jul-2014	10-Jul-2014	10-Jul-2014	10-Jul-2014	10-Jul-2014	10-Jul-2014	10-Jul-2014	09-Jul-2014	10-Jul-2014	10-Jul-2014
PAH by GCMS	07-Jul-2014	07-Jul-2014	07-Jul-2014	07-Jul-2014	07-Jul-2014	07-Jul-2014	07-Jul-2014	09-Jul-2014	07-Jul-2014	05-Jul-2014
pH	09-Jul-2014	09-Jul-2014	10-Jul-2014	09-Jul-2014	09-Jul-2014	10-Jul-2014	09-Jul-2014	10-Jul-2014	10-Jul-2014	09-Jul-2014
Sample description	03-Jul-2014	03-Jul-2014	03-Jul-2014	03-Jul-2014	04-Jul-2014	03-Jul-2014	03-Jul-2014	03-Jul-2014	03-Jul-2014	03-Jul-2014
TPH CWG GC (S)	10-Jul-2014	09-Jul-2014	10-Jul-2014	09-Jul-2014	09-Jul-2014	10-Jul-2014	09-Jul-2014	10-Jul-2014	10-Jul-2014	10-Jul-2014

Lab Sample No(s)	9524914	9524919	9524876	9524880	9524888	9524892	9524896	9524901	9524844	9524848
Customer Sample Ref.	IP315	IP315	IP316	IP316	IP316	IP317	IP317	IP317	IP318	IP318
AGS Ref.										
Depth	2.50	3.50	0.50	1.50	2.50	0.50	1.50	2.50	0.50	1.50
Type	SOLID	SOLID	SOLID	SOLID	SOLID	SOLID	SOLID	SOLID	SOLID	SOLID
Asbestos ID in Solid Samples			10-Jul-2014			10-Jul-2014			10-Jul-2014	
EPH CWG (Aliphatic) GC (S)	09-Jul-2014	10-Jul-2014	11-Jul-2014	10-Jul-2014	10-Jul-2014	09-Jul-2014	11-Jul-2014	10-Jul-2014	10-Jul-2014	09-Jul-2014
EPH CWG (Aromatic) GC (S)	09-Jul-2014	10-Jul-2014	11-Jul-2014	09-Jul-2014	10-Jul-2014	09-Jul-2014	11-Jul-2014	10-Jul-2014	10-Jul-2014	09-Jul-2014
GRO by GC-FID (S)	09-Jul-2014	09-Jul-2014	09-Jul-2014	09-Jul-2014	09-Jul-2014	09-Jul-2014	09-Jul-2014	10-Jul-2014	09-Jul-2014	09-Jul-2014
Metals in solid samples by OES	10-Jul-2014	10-Jul-2014	10-Jul-2014	10-Jul-2014	10-Jul-2014	10-Jul-2014	10-Jul-2014	10-Jul-2014	10-Jul-2014	10-Jul-2014
PAH by GCMS	05-Jul-2014	05-Jul-2014	09-Jul-2014	07-Jul-2014	07-Jul-2014	09-Jul-2014	05-Jul-2014	05-Jul-2014	09-Jul-2014	07-Jul-2014
pH	09-Jul-2014	09-Jul-2014	10-Jul-2014	09-Jul-2014	09-Jul-2014	10-Jul-2014	09-Jul-2014	09-Jul-2014	10-Jul-2014	09-Jul-2014
Sample description	02-Jul-2014	03-Jul-2014	03-Jul-2014	03-Jul-2014	03-Jul-2014	03-Jul-2014	03-Jul-2014	03-Jul-2014	07-Jul-2014	04-Jul-2014
Total Organic Carbon				08-Jul-2014						
TPH CWG GC (S)	09-Jul-2014	10-Jul-2014	11-Jul-2014	10-Jul-2014	10-Jul-2014	09-Jul-2014	11-Jul-2014	10-Jul-2014	10-Jul-2014	09-Jul-2014

Lab Sample No(s)	9524792	9524839	9524884	9524932	9524979	9525027	9524796	9525077	9525121	9525169
Customer Sample Ref.	TP7044	TP7044	TP7044	TP7045	TP7045	TP7045	TP7046	TP7046	TP7046	TP7046
AGS Ref.										
Depth	0.50	1.00	2.00	0.50	1.50	2.50	3.40	0.50	1.50	2.50
Type	SOLID	SOLID	SOLID	SOLID	SOLID	SOLID	SOLID	SOLID	SOLID	SOLID
Asbestos ID in Solid Samples	10-Jul-2014			10-Jul-2014				10-Jul-2014		
EPH CWG (Aliphatic) GC (S)	10-Jul-2014	09-Jul-2014	10-Jul-2014	10-Jul-2014	09-Jul-2014	11-Jul-2014	09-Jul-2014	10-Jul-2014	09-Jul-2014	09-Jul-2014
EPH CWG (Aromatic) GC (S)	10-Jul-2014	09-Jul-2014	10-Jul-2014	10-Jul-2014	09-Jul-2014	11-Jul-2014	09-Jul-2014	10-Jul-2014	09-Jul-2014	09-Jul-2014
GRO by GC-FID (S)	09-Jul-2014	09-Jul-2014	09-Jul-2014	09-Jul-2014	09-Jul-2014	09-Jul-2014	09-Jul-2014	09-Jul-2014	09-Jul-2014	09-Jul-2014
Metals in solid samples by OES	10-Jul-2014	10-Jul-2014	10-Jul-2014	10-Jul-2014	10-Jul-2014	10-Jul-2014	10-Jul-2014	10-Jul-2014	10-Jul-2014	10-Jul-2014
PAH by GCMS	07-Jul-2014	07-Jul-2014	07-Jul-2014	07-Jul-2014	07-Jul-2014	07-Jul-2014	07-Jul-2014	07-Jul-2014	07-Jul-2014	07-Jul-2014
pH	10-Jul-2014	09-Jul-2014	09-Jul-2014	10-Jul-2014	09-Jul-2014	09-Jul-2014	09-Jul-2014	10-Jul-2014	09-Jul-2014	09-Jul-2014
Sample description	03-Jul-2014	02-Jul-2014	03-Jul-2014	03-Jul-2014	02-Jul-2014	02-Jul-2014	03-Jul-2014	03-Jul-2014	03-Jul-2014	02-Jul-2014
Total Organic Carbon		08-Jul-2014								
TPH CWG GC (S)	10-Jul-2014	09-Jul-2014	10-Jul-2014	10-Jul-2014	09-Jul-2014	11-Jul-2014	09-Jul-2014	10-Jul-2014	09-Jul-2014	09-Jul-2014

Lab Sample No(s)	9524800	9524804	9524808	9524812	9524923	9524927	9524936	9524940	9524944	9524949
Customer Sample Ref.	TP7047	TP7047	TP7047	TP7047	TP7512	TP7512	TP7513	TP7513	TP7513	TP7514
AGS Ref.										
Depth	0.50	1.50	2.50	3.50	0.50	1.50	0.50	1.50	2.50	0.50
Type	SOLID	SOLID	SOLID	SOLID	SOLID	SOLID	SOLID	SOLID	SOLID	SOLID
Asbestos ID in Solid Samples	10-Jul-2014				10-Jul-2014		10-Jul-2014			10-Jul-2014
EPH CWG (Aliphatic) GC (S)	10-Jul-2014	10-Jul-2014	10-Jul-2014	09-Jul-2014	09-Jul-2014	09-Jul-2014	10-Jul-2014	10-Jul-2014	09-Jul-2014	10-Jul-2014
EPH CWG (Aromatic) GC (S)	10-Jul-2014	10-Jul-2014	10-Jul-2014	09-Jul-2014	09-Jul-2014	09-Jul-2014	10-Jul-2014	10-Jul-2014	09-Jul-2014	10-Jul-2014
GRO by GC-FID (S)	09-Jul-2014	09-Jul-2014	09-Jul-2014	09-Jul-2014	09-Jul-2014	09-Jul-2014	09-Jul-2014	09-Jul-2014	09-Jul-2014	09-Jul-2014
Metals in solid samples by OES	10-Jul-2014	10-Jul-2014	10-Jul-2014	10-Jul-2014	10-Jul-2014	10-Jul-2014	10-Jul-2014	10-Jul-2014	10-Jul-2014	10-Jul-2014
PAH by GCMS	08-Jul-2014	07-Jul-2014	07-Jul-2014	07-Jul-2014	07-Jul-2014	07-Jul-2014	05-Jul-2014	07-Jul-2014	07-Jul-2014	07-Jul-2014
pH	10-Jul-2014	09-Jul-2014	09-Jul-2014	09-Jul-2014	10-Jul-2014	09-Jul-2014	10-Jul-2014	09-Jul-2014	09-Jul-2014	10-Jul-2014
Sample description	03-Jul-2014	03-Jul-2014	03-Jul-2014	03-Jul-2014	03-Jul-2014	02-Jul-2014	03-Jul-2014	02-Jul-2014	02-Jul-2014	03-Jul-2014
TPH CWG GC (S)	10-Jul-2014	10-Jul-2014	10-Jul-2014	09-Jul-2014	09-Jul-2014	09-Jul-2014	10-Jul-2014	10-Jul-2014	09-Jul-2014	10-Jul-2014

CERTIFICATE OF ANALYSIS

SDG:	140628-58	**Location:**	Coed Darcy	**Order Number:**	CD0725
Job:	H_ATKINS_LDC-224	**Customer:**	Atkins Global Ltd	**Report Number:**	277181
Client Reference:	Site Wide Trial Pitting	**Attention:**	Jack Lowrie	**Superseded Report:**	

Lab Sample No(s)	9524953	9524957	9524962	9524966	9524970	9524974	9524983	9524987	9524991	9524995
Customer Sample Ref.	TP7514	TP7515	TP7515	TP7516	TP7516	TP7517	TP7517	TP7517	TP7518	TP7518
AGS Ref.										
Depth	1.50	0.50	1.50	0.50	1.50	0.50	1.50	2.50	0.50	1.50
Type	SOLID	SOLID	SOLID	SOLID	SOLID	SOLID	SOLID	SOLID	SOLID	SOLID
Asbestos ID in Solid Samples		10-Jul-2014		10-Jul-2014		10-Jul-2014			10-Jul-2014	
EPH CWG (Aliphatic) GC (S)	09-Jul-2014	09-Jul-2014	10-Jul-2014	09-Jul-2014	10-Jul-2014	09-Jul-2014	10-Jul-2014	10-Jul-2014	10-Jul-2014	10-Jul-2014
EPH CWG (Aromatic) GC (S)	09-Jul-2014	09-Jul-2014	10-Jul-2014	09-Jul-2014	10-Jul-2014	09-Jul-2014	10-Jul-2014	10-Jul-2014	10-Jul-2014	10-Jul-2014
GRO by GC-FID (S)	09-Jul-2014	09-Jul-2014	09-Jul-2014	09-Jul-2014	09-Jul-2014	09-Jul-2014	09-Jul-2014	09-Jul-2014	09-Jul-2014	09-Jul-2014
Metals in solid samples by OES	10-Jul-2014	10-Jul-2014	10-Jul-2014	10-Jul-2014	10-Jul-2014	10-Jul-2014	10-Jul-2014	10-Jul-2014	10-Jul-2014	10-Jul-2014
PAH by GCMS	07-Jul-2014	08-Jul-2014	07-Jul-2014	05-Jul-2014	07-Jul-2014	07-Jul-2014	07-Jul-2014	07-Jul-2014	05-Jul-2014	07-Jul-2014
pH	09-Jul-2014	10-Jul-2014	10-Jul-2014	10-Jul-2014	09-Jul-2014	10-Jul-2014	09-Jul-2014	10-Jul-2014	10-Jul-2014	09-Jul-2014
Sample description	02-Jul-2014	03-Jul-2014	03-Jul-2014	03-Jul-2014	03-Jul-2014	03-Jul-2014	03-Jul-2014	03-Jul-2014	03-Jul-2014	03-Jul-2014
Total Organic Carbon						10-Jul-2014				
TPH CWG GC (S)	09-Jul-2014	09-Jul-2014	10-Jul-2014	09-Jul-2014	10-Jul-2014	09-Jul-2014	10-Jul-2014	10-Jul-2014	10-Jul-2014	10-Jul-2014

Lab Sample No(s)	9525000
Customer Sample Ref.	TP7518
AGS Ref.	
Depth	2.50
Type	SOLID
EPH CWG (Aliphatic) GC (S)	10-Jul-2014
EPH CWG (Aromatic) GC (S)	10-Jul-2014
GRO by GC-FID (S)	09-Jul-2014
Metals in solid samples by OES	10-Jul-2014
PAH by GCMS	07-Jul-2014
pH	09-Jul-2014
Sample description	03-Jul-2014
TPH CWG GC (S)	10-Jul-2014

SDG:	140628-58	**Location:**	Coed Darcy	**Order Number:**	CD0725
Job:	H_ATKINS_LDC-224	**Customer:**	Atkins Global Ltd	**Report Number:**	277181
Client Reference:	Site Wide Trial Pitting	**Attention:**	Jack Lowrie	**Superseded Report:**	

Appendix
General

1. Results are expressed on a dry weight basis (dried at 35ºC) for all soil analyses except for the following: NRA and CEN Leach tests, flash point LOI, pH, ammonium as NH4 by the BRE method, VOC TICS and SVOC TICS.

2. Samples will be run in duplicate upon request, but an additional charge may be incurred.

3. If sufficient sample is received a sub sample will be retained free of charge for 30 days after analysis is completed (e-mailed) for all sample types unless the sample is destroyed on testing. The prepared soil sub sample that is analysed for asbestos will be retained for a period of 6 months after the analysis date. All bulk samples will be retained for a period of 6 months after the analysis date. All samples received and not scheduled will be disposed of one month after the date of receipt unless we are instructed to the contrary. Once the initial period has expired, a storage charge will be applied for each month or part thereof until the client cancels the request for sample storage. ALcontrol Laboratories reserve the right to charge for samples received and stored but not analysed.

4. With respect to turnaround, we will always endeavour to meet client requirements wherever possible, but turnaround times cannot be absolutely guaranteed due to so many variables beyond our control.

5. We take responsibility for any test performed by sub-contractors (marked with an asterisk). We endeavour to use UKAS/MCERTS Accredited Laboratories, who either complete a quality questionnaire or are audited by ourselves. For some determinands there are no UKAS/MCERTS Accredited Laboratories, in this instance a laboratory with a known track record will be utilised.

6. When requested, the individual sub sample scheduled will be analysed in house for the presence of asbestos fibres and asbestos containing material by our documented in house method TM048 based on HSG 248 (2005), which is accredited to ISO17025. If a specific asbestos fibre type is not found this will be reported as “Not detected”. If no asbestos fibre types are found all will be reported as “Not detected” and the sub sample analysed deemed to be clear of asbestos. If an asbestos fibre type is found it will be reported as detected (for each fibre type found). Testing can be carried out on asbestos positive samples, but, due to Health and Safety considerations, may be replaced by alternative tests or reported as No Determination Possible. The quantity of asbestos present is not determined unless specifically requested.

7. If no separate volatile sample is supplied by the client, or if a headspace or sediment is present in the volatile sample, the integrity of the data may be compromised. This will be flagged up as an invalid VOC on the test schedule and the result marked as deviating on the test certificate.

8. If appropriate preserved bottles are not received preservation will take place on receipt. However, the integrity of the data may be compromised.

9. NDP -No determination possible due to insufficient/unsuitable sample.

10. Metals in water are performed on a filtered sample, and therefore represent dissolved metals -total metals must be requested separately.

11. Results relate only to the items tested.

12. LODs for wet tests reported on a dry weight basis are not corrected for moisture content.

13. **Surrogate recoveries** -Most of our organic methods include surrogates, the recovery of which is monitored and reported. For EPH, MO, PAH, GRO and VOCs on soils the result is not surrogate corrected, but a percentage recovery is quoted. Acceptable limits for most organic methods are 70 -130 %.

14. **Product analyses** -Organic analyses on products can only be semi-quantitative due to the matrix effects and high dilution factors
employed.

15. Phenols monohydric by HPLC include phenol, cresols (2-Methylphenol, 3-Methylphenol and 4-Methylphenol) and Xylenols (2,3 Dimethylphenol, 2,4 Dimethylphenol, 2,5 Dimethylphenol, 2,6 Dimethylphenol, 3,4 Dimethyphenol, 3,5 Dimethylphenol).

16. Total of 5 speciated phenols by HPLC includes Phenol, 2,3,5-Trimethyl Phenol, 2-Isopropylphenol, Cresols and Xylenols (as detailed in 15).

17. Stones/debris are not routinely removed. We always endeavour to take a representative sub sample from the received sample.

18. In certain circumstances the method detection limit may be elevated due to the sample being outside the calibration range. Other factors that may contribute to this include possible interferences. In both cases the sample would be diluted which would cause the method detection limit to be raised.

19. Mercury results quoted on soils will not include volatile mercury as the analysis is performed on a dried and crushed sample.

20. For the BSEN 12457-3 two batch process to allow the cumulative release to be calculated, the volume of the leachate produced is measured and filtered for all tests. We therefore cannot carry out any unfiltered analysis. The tests affected include volatiles GCFID/GCMS and all subcontracted analysis.

21. For all leachate preparations (NRA, DIN, TCLP, BSEN 12457-1, 2, 3) volatile loss may occur, as we do not employ zero headspace extraction.

22. We are accredited to MCERTS for sand, clay and loam/topsoil, or any of these materials - whether these are derived from naturally occurring soil profiles, or from fill/made ground, as long as these materials constitute the major part of the sample. Other coarse granular material such as concrete, gravel and brick are not accredited if they comprise the major part of the sample.

23. Analysis and identification of specific compounds using GCFID is by retention time only, and we routinely calibrate and quantify for benzene, toluene, ethylbenzenes and xylenes (BTEX). For total volatiles in the C5-C12 range, the total area of the chromatogram is integrated and expressed as ug/kg or ug/l. Although this analysis is commonly used for the quantification of gasoline range organics (GRO), the system will also detect other compounds such as chlorinated solvents, and this may lead to a falsely high result with respect to hydrocarbons only. It is not possible to specifically identify these non-hydrocarbons, as standards are not routinely run for any other compounds, and for more definitive identification, volatiles by GCMS should be utilised.

Sample Deviations

1	Container with Headspace provided for volatiles analysis
2	Incorrect container received
3	Deviation from method
4	Holding time exceeded before sample received
5	Samples exceeded holding time before presevation was performed
§	Sampled on date not provided
♦	Sample holding time exceeded in laboratory
@	Sample holding time exceeded due to sampled on date
&	Sample Holding Time exceeded - Late arrival of instructions.

Asbestos

Identification of Asbestos in Bulk Materials & Soils

The results for identification of asbestos in bulk materials are obtained from supplied bulk materials which have been examined to determine the presence of asbestos fibres using Alcontrol Laboratories (Hawarden) in-house method of transmitted/polarised light microscopy and central stop dispersion staining, based on HSG 248 (2005).

The results for identification of asbestos in soils are obtained from a homogenised sub sample which has been examined to determine the presence of asbestos fibres using Alcontrol Laboratories (Hawarden) in-house method of transmitted/polarised light microscopy and central stop dispersion staining, based on HSG 248 (2005).

Asbestos Type	Common Name
Chrysotile	White Asbestos
Amosite	Brown Asbestos
Crocidolite	Blue Asbestos
Fibrous Actinolite	-
Fibrous Anthophyllite	-
Fibrous Tremolite	-

Visual Estimation Of Fibre Content

Estimation of fibre content is not permitted as part of our UKAS accredited test other than: -
Trace -Where only one or two asbestos fibres were identified.

Further guidance on typical asbestos fibre content of manufactured products can be found in HSG 264.

The identification of asbestos containing materials and soils falls within our schedule of tests for which we hold UKAS accreditation, however opinions, interpretations and all other information contained in the report are outside the scope of UKAS accreditation.

ALcontrol Laboratories

Unit 7-8 Hawarden Business Park
Manor Road (off Manor Lane)
Hawarden
Deeside
CH5 3US
Tel: (01244) 528700
Fax: (01244) 528701
email: mkt@alcontrol.com
Website: www.alcontrol.com

Atkins Global Ltd
Project Jonah site office
Llan Coed House
Suite 24
Coed Darcy
Llandarcy
SA10 6HJ

Attention: Fiona McMillan

CERTIFICATE OF ANALYSIS

Date:	25 June 2014
Customer:	H_ATKINS_LDC
Sample Delivery Group (SDG):	140612-48
Your Reference:	Site Wide Trial Pitting
Location:	Coed Darcy
Report No:	274692

We received 63 samples on Thursday June 12, 2014 and 63 of these samples were scheduled for analysis which was completed on Wednesday June 25, 2014. Accredited laboratory tests are defined within the report, but opinions, interpretations and on-site data expressed herein are outside the scope of ISO 17025 accreditation.

Should this report require incorporation into client reports, it must be used in its entirety and not simply with the data sections alone.

All chemical testing (unless subcontracted) is performed at ALcontrol Hawarden Laboratories.

Approved By:



Sonia McWhan

Operations Manager

Alcontrol Laboratories is a trading division of ALcontrol UK Limited
Registered Office: Units 7 & 8 Hawarden Business Park, Manor Road, Hawarden, Deeside, CH5 3US. Registered in England and Wales No.

CERTIFICATE OF ANALYSIS

SDG:	140612-48	**Location:**	Coed Darcy	**Order Number:**	CD0705
Job:	H_ATKINS_LDC-224	**Customer:**	Atkins Global Ltd	**Report Number:**	274692
Client Reference:	Site Wide Trial Pitting	**Attention:**	Fiona McMillan	**Superseded Report:**	

Received Sample Overview

Lab Sample No(s)	Customer Sample Ref.	AGS Ref.	Depth (m)	Sampled Date
9426834	TP 6050		0.40	10/06/2014
9426888	TP 6050		1.50	10/06/2014
9426946	TP 6050		2.50	10/06/2014
9426974	TP 6051		0.30	10/06/2014
9426978	TP 6051		0.90	10/06/2014
9426982	TP 6051		1.90	10/06/2014
9426680	TP 6052		0.40	10/06/2014
9426737	TP 6052		1.30	10/06/2014
9426787	TP 6052		2.50	10/06/2014
9426686	TP 6053		0.20	10/06/2014
9426691	TP 6053		1.20	10/06/2014
9426695	TP 6053		2.50	10/06/2014
9426700	TP 6054		0.40	10/06/2014
9426705	TP 6054		0.90	10/06/2014
9426709	TP 6054		1.70	10/06/2014
9426715	TP 6055		0.40	10/06/2014
9426721	TP 6055		1.20	10/06/2014
9426728	TP 6055		2.40	10/06/2014
9426733	TP 6056		0.40	10/06/2014
9426741	TP 6056		0.90	10/06/2014
9426746	TP 6057		0.20	10/06/2014
9426750	TP 6057		0.90	10/06/2014
9426754	TP 6057		1.70	10/06/2014
9426759	TP 6058		0.60	10/06/2014
9426765	TP 6058		1.20	10/06/2014
9426769	TP 6058		2.10	10/06/2014
9426773	TP 6058		3.20	10/06/2014
9426777	TP 6059		0.40	10/06/2014
9426781	TP 6059		1.20	10/06/2014
9426791	TP 6059		2.30	10/06/2014
9426795	TP 6059		3.30	10/06/2014
9426799	TP 6070		0.30	10/06/2014
9426803	TP 6070		1.00	10/06/2014
9426807	TP 6070		2.40	10/06/2014
9426813	TP 6070		3.40	10/06/2014
9426817	TP 6071		0.50	10/06/2014
9426822	TP 6071		1.70	10/06/2014
9426826	TP 6071		2.70	10/06/2014
9426830	TP 6071		3.70	10/06/2014
9426840	TP 6072		0.60	10/06/2014
9426844	TP 6072		1.40	10/06/2014
9426849	TP 6072		2.00	10/06/2014
9426854	TP 6072		3.50	10/06/2014
9426859	TP 6073		0.40	10/06/2014
9426863	TP 6073		1.30	10/06/2014
9426869	TP 6073		2.50	10/06/2014
9426874	TP 6073		3.70	10/06/2014
9426878	TP 6074		0.30	10/06/2014
9426882	TP 6074		1.50	10/06/2014
9426893	TP 6074		2.50	10/06/2014
9426897	TP 6074		3.50	10/06/2014
9426901	TP 6075		0.70	10/06/2014
9426907	TP 6075		2.00	10/06/2014
9426913	TP 6075		3.10	10/06/2014
9426917	TP 6075		4.50	10/06/2014
9426923	TP 6076		0.50	10/06/2014

CERTIFICATE OF ANALYSIS

SDG:	140612-48	**Location:**	Coed Darcy	**Order Number:**	CD0705
Job:	H_ATKINS_LDC-224	**Customer:**	Atkins Global Ltd	**Report Number:**	274692
Client Reference:	Site Wide Trial Pitting	**Attention:**	Fiona McMillan	**Superseded Report:**	

9426927	TP 6076	1.20	10/06/2014
9426935	TP 6076	2.20	10/06/2014
9426942	TP 6076	3.70	10/06/2014
9426951	TP 6077	0.50	10/06/2014
9426958	TP 6077	1.50	10/06/2014
9426963	TP 6077	2.20	10/06/2014
9426969	TP 6077	3.10	10/06/2014

Only received samples which have had analysis scheduled will be shown on the following pages.

SDG:	140612-48	**Location:**	Coed Darcy	**Order Number:**	CD0705
Job:	H_ATKINS_LDC-224	**Customer:**	Atkins Global Ltd	**Report Number:**	274692
Client Reference:	Site Wide Trial Pitting	**Attention:**	Fiona McMillan	**Superseded Report:**	

SOLID

Results Legend

- X — Test
- N — No Determination Possible

Lab Sample No(s)			9426834			9426888			9426946			9426974			9426978			9426982			9426680			9426737			9426787			9426686			9426691			9426695			9426700			9426705
Customer Sample Reference			TP 6050			TP 6050			TP 6050			TP 6051			TP 6051			TP 6051			TP 6052			TP 6052			TP 6052			TP 6053			TP 6053			TP 6053			TP 6054			TP 6054
AGS Reference																																										
Depth (m)			0.40			1.50			2.50			0.30			0.90			1.90			0.40			1.30			2.50			0.20			1.20			2.50			0.40			0.90
Container			250g Amber Jar (AL	400g Tub (ALE214)	60g VOC (ALE215)	250g Amber Jar (AL	400g Tub (ALE214)	60g VOC (ALE215)	250g Amber Jar (AL	400g Tub (ALE214)	60g VOC (ALE215)	250g Amber Jar (AL	400g Tub (ALE214)	60g VOC (ALE215)	250g Amber Jar (AL	400g Tub (ALE214)	60g VOC (ALE215)	250g Amber Jar (AL	400g Tub (ALE214)	60g VOC (ALE215)	250g Amber Jar (AL	400g Tub (ALE214)	60g VOC (ALE215)	250g Amber Jar (AL	400g Tub (ALE214)	60g VOC (ALE215)	250g Amber Jar (AL	400g Tub (ALE214)	60g VOC (ALE215)	250g Amber Jar (AL	400g Tub (ALE214)	60g VOC (ALE215)	250g Amber Jar (AL	400g Tub (ALE214)	60g VOC (ALE215)	250g Amber Jar (AL	400g Tub (ALE214)	60g VOC (ALE215)	250g Amber Jar (AL	400g Tub (ALE214)	60g VOC (ALE215)	250g Amber Jar (AL
Asbestos ID in Solid Samples	All	NDPs: 0 Tests: 21		X									X									X									X									X		
EPH CWG (Aliphatic) GC (S)	All	NDPs: 0 Tests: 63	X			X			X			X			X			X			X			X			X			X			X			X			X			X
EPH CWG (Aromatic) GC (S)	All	NDPs: 0 Tests: 46	X			X			X			X			X			X			X			X			X			X			X			X			X			X
GRO by GC-FID (S)	All	NDPs: 0 Tests: 63			X			X			X			X			X			X			X			X			X			X			X			X			X	
Metals in solid samples by OES	All	NDPs: 0 Tests: 63	X			X			X			X			X			X			X			X			X			X			X			X			X			X
PAH by GCMS	All	NDPs: 0 Tests: 63	X			X			X			X			X			X			X			X			X			X			X			X			X			X
pH	All	NDPs: 0 Tests: 63		X			X			X			X			X			X			X			X			X			X			X			X			X		
Sample description	All	NDPs: 0 Tests: 63	X			X			X			X			X			X			X			X			X			X			X			X			X			X
Total Organic Carbon	All	NDPs: 0 Tests: 5							X												X																					
TPH CWG GC (S)	All	NDPs: 0 Tests: 63	X			X			X			X			X			X			X			X			X			X			X			X			X			X

SDG:	140612-48	**Location:**	Coed Darcy	**Order Number:**	CD0705
Job:	H_ATKINS_LDC-224	**Customer:**	Atkins Global Ltd	**Report Number:**	274692
Client Reference:	Site Wide Trial Pitting	**Attention:**	Fiona McMillan	**Superseded Report:**	

SOLID

Results Legend

X Test

N No Determination Possible

Lab Sample No(s)			9426705		9426709			9426715			9426721			9426728			9426733			9426741			9426746			9426750			9426754			9426759			9426765			9426769			9426773	
Customer Sample Reference			TP 6054		TP 6054			TP 6055			TP 6055			TP 6055			TP 6056			TP 6056			TP 6057			TP 6057			TP 6057			TP 6058			TP 6058			TP 6058			TP 6058	
AGS Reference																																										
Depth (m)			0.90		1.70			0.40			1.20			2.40			0.40			0.90			0.20			0.90			1.70			0.60			1.20			2.10			3.20	
Container			400g Tub (ALE214)	60g VOC (ALE215)	250g Amber Jar (AL	400g Tub (ALE214)	60g VOC (ALE215)	250g Amber Jar (AL	400g Tub (ALE214)	60g VOC (ALE215)	250g Amber Jar (AL	400g Tub (ALE214)	60g VOC (ALE215)	250g Amber Jar (AL	400g Tub (ALE214)	60g VOC (ALE215)	250g Amber Jar (AL	400g Tub (ALE214)	60g VOC (ALE215)	250g Amber Jar (AL	400g Tub (ALE214)	60g VOC (ALE215)	250g Amber Jar (AL	400g Tub (ALE214)	60g VOC (ALE215)	250g Amber Jar (AL	400g Tub (ALE214)	60g VOC (ALE215)	250g Amber Jar (AL	400g Tub (ALE214)	60g VOC (ALE215)	250g Amber Jar (AL	400g Tub (ALE214)	60g VOC (ALE215)	250g Amber Jar (AL	400g Tub (ALE214)	60g VOC (ALE215)	250g Amber Jar (AL	400g Tub (ALE214)	60g VOC (ALE215)	250g Amber Jar (AL	400g Tub (ALE214)
Asbestos ID in Solid Samples	All	NDPs: 0 Tests: 21	X						X									X			X			X			X						X									
EPH CWG (Aliphatic) GC (S)	All	NDPs: 0 Tests: 63			X			X			X			X			X			X			X			X			X			X			X			X			X	
EPH CWG (Aromatic) GC (S)	All	NDPs: 0 Tests: 46			X			X									X			X			X			X						X										
GRO by GC-FID (S)	All	NDPs: 0 Tests: 63		X			X			X			X			X			X			X			X			X			X			X			X			X		
Metals in solid samples by OES	All	NDPs: 0 Tests: 63			X			X			X			X			X			X			X			X			X			X			X			X			X	
PAH by GCMS	All	NDPs: 0 Tests: 63			X			X			X			X			X			X			X			X			X			X			X			X			X	
pH	All	NDPs: 0 Tests: 63	X			X			X			X			X			X			X			X			X			X			X			X			X			X
Sample description	All	NDPs: 0 Tests: 63			X			X			X			X			X			X			X			X			X			X			X			X			X	
Total Organic Carbon	All	NDPs: 0 Tests: 5																																							X	
TPH CWG GC (S)	All	NDPs: 0 Tests: 63			X			X			X			X			X			X			X			X			X			X			X			X			X	

CERTIFICATE OF ANALYSIS

SDG:	140612-48	**Location:**	Coed Darcy	**Order Number:**	CD0705
Job:	H_ATKINS_LDC-224	**Customer:**	Atkins Global Ltd	**Report Number:**	274692
Client Reference:	Site Wide Trial Pitting	**Attention:**	Fiona McMillan	**Superseded Report:**	

SOLID

Results Legend

X **Test**

N **No Determination Possible**

Lab Sample No(s)	Customer Sample Reference	AGS Reference	Depth (m)	Container
9426773	TP 6058		3.20	60g VOC (ALE215)
9426777	TP 6059		0.40	250g Amber Jar (AL 400g Tub (ALE214) 60g VOC (ALE215)
9426781	TP 6059		1.20	250g Amber Jar (AL 400g Tub (ALE214) 60g VOC (ALE215)
9426791	TP 6059		2.30	250g Amber Jar (AL 400g Tub (ALE214) 60g VOC (ALE215)
9426795	TP 6059		3.30	250g Amber Jar (AL 400g Tub (ALE214) 60g VOC (ALE215)
9426799	TP 6070		0.30	250g Amber Jar (AL 400g Tub (ALE214) 60g VOC (ALE215)
9426803	TP 6070		1.00	250g Amber Jar (AL 400g Tub (ALE214) 60g VOC (ALE215)
9426807	TP 6070		2.40	250g Amber Jar (AL 400g Tub (ALE214) 60g VOC (ALE215)
9426813	TP 6070		3.40	250g Amber Jar (AL 400g Tub (ALE214) 60g VOC (ALE215)
9426817	TP 6071		0.50	250g Amber Jar (AL 400g Tub (ALE214) 60g VOC (ALE215)
9426822	TP 6071		1.70	250g Amber Jar (AL 400g Tub (ALE214) 60g VOC (ALE215)
9426826	TP 6071		2.70	250g Amber Jar (AL 400g Tub (ALE214) 60g VOC (ALE215)
9426830	TP 6071		3.70	250g Amber Jar (AL 400g Tub (ALE214) 60g VOC (ALE215)
9426840	TP 6072		0.60	250g Amber Jar (AL 400g Tub (ALE214) 60g VOC (ALE215)

Asbestos ID in Solid Samples	All	NDPs: 0 Tests: 21	X X X X
EPH CWG (Aliphatic) GC (S)	All	NDPs: 0 Tests: 63	X X X X X X X X X X X X X X X
EPH CWG (Aromatic) GC (S)	All	NDPs: 0 Tests: 46	X X X X X X X X X X X X X
GRO by GC-FID (S)	All	NDPs: 0 Tests: 63	X X X X X X X X X X X X X X X
Metals in solid samples by OES	All	NDPs: 0 Tests: 63	X X X X X X X X X X X X X X
PAH by GCMS	All	NDPs: 0 Tests: 63	X X X X X X X X X X X X X X
pH	All	NDPs: 0 Tests: 63	X X X X X X X X X X X X X X X
Sample description	All	NDPs: 0 Tests: 63	X X X X X X X X X X X X X X
Total Organic Carbon	All	NDPs: 0 Tests: 5	X
TPH CWG GC (S)	All	NDPs: 0 Tests: 63	X X X X X X X X X X X X X X

ALcontrol Laboratories

CERTIFICATE OF ANALYSIS

Validated

SDG:	140612-48	**Location:**	Coed Darcy	**Order Number:**	CD0705
Job:	H_ATKINS_LDC-224	**Customer:**	Atkins Global Ltd	**Report Number:**	274692
Client Reference:	Site Wide Trial Pitting	**Attention:**	Fiona McMillan	**Superseded Report:**	

SOLID

Results Legend

- **X** Test
- **N** No Determination Possible

Lab Sample No(s)			9426844			9426849			9426854			9426859			9426863			9426869			9426874		
Customer Sample Reference			TP 6072			TP 6072			TP 6072			TP 6073			TP 6073			TP 6073			TP 6073		
AGS Reference																							
Depth (m)			1.40			2.00			3.50			0.40			1.30			2.50			3.70		
Container			250g Amber Jar (AL	400g Tub (ALE214)	60g VOC (ALE215)	250g Amber Jar (AL	400g Tub (ALE214)	60g VOC (ALE215)	250g Amber Jar (AL	400g Tub (ALE214)	60g VOC (ALE215)	250g Amber Jar (AL	400g Tub (ALE214)	60g VOC (ALE215)	250g Amber Jar (AL	400g Tub (ALE214)	60g VOC (ALE215)	250g Amber Jar (AL	400g Tub (ALE214)	60g VOC (ALE215)	250g Amber Jar (AL	400g Tub (ALE214)	60g VOC (ALE215)
Asbestos ID in Solid Samples	All	NDPs: 0 Tests: 21											X										
EPH CWG (Aliphatic) GC (S)	All	NDPs: 0 Tests: 63	X			X			X			X			X			X			X		
EPH CWG (Aromatic) GC (S)	All	NDPs: 0 Tests: 46							X			X			X								
GRO by GC-FID (S)	All	NDPs: 0 Tests: 63			X			X			X			X			X			X			X
Metals in solid samples by OES	All	NDPs: 0 Tests: 63	X			X			X			X			X			X			X		
PAH by GCMS	All	NDPs: 0 Tests: 63	X			X			X			X			X			X			X		
pH	All	NDPs: 0 Tests: 63		X			X			X			X			X			X			X	
Sample description	All	NDPs: 0 Tests: 63	X			X			X			X			X			X			X		
TPH CWG GC (S)	All	NDPs: 0 Tests: 63	X			X			X			X			X			X			X		

Lab Sample No(s)			9426878			9426882			9426893			9426897			9426901			9426907			9426913
Customer Sample Reference			TP 6074			TP 6074			TP 6074			TP 6074			TP 6075			TP 6075			TP 6075
AGS Reference																					
Depth (m)			0.30			1.50			2.50			3.50			0.70			2.00			3.10
Container			250g Amber Jar (AL	400g Tub (ALE214)	60g VOC (ALE215)	250g Amber Jar (AL	400g Tub (ALE214)	60g VOC (ALE215)	250g Amber Jar (AL	400g Tub (ALE214)	60g VOC (ALE215)	250g Amber Jar (AL	400g Tub (ALE214)	60g VOC (ALE215)	250g Amber Jar (AL	400g Tub (ALE214)	60g VOC (ALE215)	250g Amber Jar (AL	400g Tub (ALE214)	60g VOC (ALE215)	250g Amber Jar (AL
Asbestos ID in Solid Samples	All	NDPs: 0 Tests: 21		X												X					
EPH CWG (Aliphatic) GC (S)	All	NDPs: 0 Tests: 63	X			X			X			X			X			X			X
EPH CWG (Aromatic) GC (S)	All	NDPs: 0 Tests: 46	X			X			X			X			X						
GRO by GC-FID (S)	All	NDPs: 0 Tests: 63			X			X			X			X			X			X	
Metals in solid samples by OES	All	NDPs: 0 Tests: 63	X			X			X			X			X			X			X
PAH by GCMS	All	NDPs: 0 Tests: 63	X			X			X			X			X			X			X
pH	All	NDPs: 0 Tests: 63		X			X			X			X			X			X		
Sample description	All	NDPs: 0 Tests: 63	X			X			X			X			X			X			X
TPH CWG GC (S)	All	NDPs: 0 Tests: 63	X			X			X			X			X			X			X

CERTIFICATE OF ANALYSIS

SDG:	140612-48	**Location:**	Coed Darcy	**Order Number:**	CD0705
Job:	H_ATKINS_LDC-224	**Customer:**	Atkins Global Ltd	**Report Number:**	274692
Client Reference:	Site Wide Trial Pitting	**Attention:**	Fiona McMillan	**Superseded Report:**	

SOLID

Results Legend

X Test

N No Determination Possible

Lab Sample No(s)			9426913		9426917			9426923			9426927			9426935			9426942			9426951			9426958			9426963			9426969		
Customer Sample Reference			TP 6075		TP 6075			TP 6076			TP 6076			TP 6076			TP 6076			TP 6077			TP 6077			TP 6077			TP 6077		
AGS Reference																																
Depth (m)			3.10		4.50			0.50			1.20			2.20			3.70			0.50			1.50			2.20			3.10		
Container			400g Tub (ALE214)	60g VOC (ALE215)	250g Amber Jar (AL	400g Tub (ALE214)	60g VOC (ALE215)	250g Amber Jar (AL	400g Tub (ALE214)	60g VOC (ALE215)	250g Amber Jar (AL	400g Tub (ALE214)	60g VOC (ALE215)	250g Amber Jar (AL	400g Tub (ALE214)	60g VOC (ALE215)	250g Amber Jar (AL	400g Tub (ALE214)	60g VOC (ALE215)	250g Amber Jar (AL	400g Tub (ALE214)	60g VOC (ALE215)	250g Amber Jar (AL	400g Tub (ALE214)	60g VOC (ALE215)	250g Amber Jar (AL	400g Tub (ALE214)	60g VOC (ALE215)	250g Amber Jar (AL	400g Tub (ALE214)	60g VOC (ALE215)
Asbestos ID in Solid Samples	All	NDPs: 0 Tests: 21							X												X										
EPH CWG (Aliphatic) GC (S)	All	NDPs: 0 Tests: 63			X			X			X			X			X			X			X			X			X		
EPH CWG (Aromatic) GC (S)	All	NDPs: 0 Tests: 46						X			X			X			X			X			X			X			X		
GRO by GC-FID (S)	All	NDPs: 0 Tests: 63		X			X			X			X			X			X			X			X			X			X
Metals in solid samples by OES	All	NDPs: 0 Tests: 63			X			X			X			X			X			X			X			X			X		
PAH by GCMS	All	NDPs: 0 Tests: 63			X			X			X			X			X			X			X			X			X		
pH	All	NDPs: 0 Tests: 63	X			X			X			X			X			X			X			X			X			X	
Sample description	All	NDPs: 0 Tests: 63			X			X			X			X			X			X			X			X			X		
Total Organic Carbon	All	NDPs: 0 Tests: 5			X																										
TPH CWG GC (S)	All	NDPs: 0 Tests: 63			X			X			X			X			X			X			X			X			X		

CERTIFICATE OF ANALYSIS

SDG:	140612-48	**Location:**	Coed Darcy	**Order Number:**	CD0705
Job:	H_ATKINS_LDC-224	**Customer:**	Atkins Global Ltd	**Report Number:**	274692
Client Reference:	Site Wide Trial Pitting	**Attention:**	Fiona McMillan	**Superseded Report:**	

Sample Descriptions

Grain Sizes

very fine	<0.063mm	fine	0.063mm - 0.1mm	medium	0.1mm - 2mm	coarse	2mm - 10mm	very coarse	>10mm

Lab Sample No(s)	Customer Sample Ref.	Depth (m)	Colour	Description	Grain size	Inclusions	Inclusions 2
9426834	TP 6050	0.40	Dark Brown	Silty Clay Loam	0.063 - 0.1 mm	Vegetation	Stones
9426888	TP 6050	1.50	Dark Brown	Sandy Silt Loam	0.1 - 2 mm	Stones	Oil/Petroleum
9426946	TP 6050	2.50	Light Brown	Sandy Loam	0.1 - 2 mm	Oil/Petroleum	Stones
9426974	TP 6051	0.30	Dark Brown	Silt Loam	0.063 - 0.1 mm	Vegetation	None
9426978	TP 6051	0.90	Dark Brown	Sandy Silt Loam	0.1 - 2 mm	Stones	None
9426982	TP 6051	1.90	Dark Brown	Sandy Silt Loam	0.1 - 2 mm	Stones	None
9426680	TP 6052	0.40	Dark Brown	Silt Loam	0.063 - 0.1 mm	Vegetation	Stones
9426737	TP 6052	1.30	Dark Brown	Sandy Loam	0.1 - 2 mm	Stones	None
9426787	TP 6052	2.50	Dark Brown	Sandy Loam	0.1 - 2 mm	Stones	Oil/Petroleum
9426686	TP 6053	0.20	Dark Brown	Sandy Clay Loam	0.063 - 0.1 mm	Vegetation	Stones
9426691	TP 6053	1.20	Dark Brown	Silty Clay	0.063 - 0.1 mm	N/A	N/A
9426695	TP 6053	2.50	Dark Brown	Sandy Silt Loam	0.063 - 0.1 mm	Stones	N/A
9426700	TP 6054	0.40	Dark Brown	Silt Loam	0.063 - 0.1 mm	Vegetation	Stones
9426705	TP 6054	0.90	Dark Brown	Silt Loam	0.063 - 0.1 mm	Vegetation	None
9426709	TP 6054	1.70	Dark Brown	Silty Clay	0.063 - 0.1 mm	N/A	N/A
9426715	TP 6055	0.40	Black	Sandy Clay Loam	0.1 - 2 mm	Vegetation	N/A
9426721	TP 6055	1.20	Dark Brown	Sandy Clay Loam	0.063 - 0.1 mm	Vegetation	None
9426728	TP 6055	2.40	Black	Sandy Loam	0.063 - 0.1 mm	None	None
9426733	TP 6056	0.40	Dark Brown	Sandy Loam	0.1 - 2 mm	Stones	Vegetation
9426741	TP 6056	0.90	Dark Brown	Clay Loam	0.063 - 0.1 mm	Stones	Vegetation
9426746	TP 6057	0.20	Dark Brown	Sandy Loam	0.1 - 2 mm	Stones	Vegetation
9426750	TP 6057	0.90	Dark Brown	Sandy Loam	0.1 - 2 mm	Stones	Vegetation
9426754	TP 6057	1.70	Light Brown	Loamy Sand	0.063 - 0.1 mm	Stones	None
9426759	TP 6058	0.60	Dark Brown	Sandy Loam	0.1 - 2 mm	Stones	Vegetation
9426765	TP 6058	1.20	Light Brown	Clay	<0.063 mm	Vegetation	None
9426769	TP 6058	2.10	Black	Clay Loam	0.063 - 0.1 mm	Oil/Petroleum	None
9426773	TP 6058	3.20	Light Brown	Sandy Clay Loam	0.1 - 2 mm	Oil/Petroleum	Stones
9426777	TP 6059	0.40	Dark Brown	Sandy Loam	0.1 - 2 mm	Stones	Vegetation
9426781	TP 6059	1.20	Light Brown	Clay Loam	0.063 - 0.1 mm	N/A	N/A
9426791	TP 6059	2.30	Black	Sandy Clay	0.1 - 2 mm	Vegetation	None
9426795	TP 6059	3.30	Black	Sandy Clay Loam	0.1 - 2 mm	Oil/Petroleum	None
9426799	TP 6070	0.30	Dark Brown	Silty Clay Loam	0.063 - 0.1 mm	Vegetation	Stones
9426803	TP 6070	1.00	Dark Brown	Sandy Clay	0.1 - 2 mm	Stones	Oil/Petroleum
9426807	TP 6070	2.40	Dark Brown	Silty Clay Loam	0.063 - 0.1 mm	Oil/Petroleum	Stones
9426813	TP 6070	3.40	Dark Brown	Silty Clay	0.063 - 0.1 mm	Stones	N/A
9426817	TP 6071	0.50	Dark Brown	Silty Clay Loam	0.063 - 0.1 mm	Vegetation	Stones
9426822	TP 6071	1.70	Light Brown	Sandy Clay	0.1 - 2 mm	Oil/Petroleum	Stones
9426826	TP 6071	2.70	Dark Brown	Sandy Clay	0.1 - 2 mm	Stones	Vegetation

CERTIFICATE OF ANALYSIS

SDG:	140612-48	**Location:**	Coed Darcy	**Order Number:**	CD0705
Job:	H_ATKINS_LDC-224	**Customer:**	Atkins Global Ltd	**Report Number:**	274692
Client Reference:	Site Wide Trial Pitting	**Attention:**	Fiona McMillan	**Superseded Report:**	

			Colour	Description	Grain size	Inclusions	Inclusions 2
9426830	TP 6071	3.70	Grey	Sandy Loam	0.1 - 2 mm	Stones	None
9426840	TP 6072	0.60	Dark Brown	Silty Clay Loam	0.063 - 0.1 mm	Vegetation	Stones
9426844	TP 6072	1.40	Light Brown	Sandy Clay	0.1 - 2 mm	Vegetation	N/A
9426849	TP 6072	2.00	Dark Brown	Sandy Clay	0.1 - 2 mm	Stones	N/A
9426854	TP 6072	3.50	Grey	Sandy Loam	0.1 - 2 mm	Stones	Oil/Petroleum
9426859	TP 6073	0.40	Dark Brown	Silty Clay Loam	0.063 - 0.1 mm	Vegetation	Stones
9426863	TP 6073	1.30	Grey	Silty Clay Loam	0.063 - 0.1 mm	Oil/Petroleum	None
9426869	TP 6073	2.50	Dark Brown	Sandy Clay	0.1 - 2 mm	Stones	Oil/Petroleum
9426874	TP 6073	3.70	Dark Brown	Sandy Clay	0.1 - 2 mm	Stones	N/A
9426878	TP 6074	0.30	Dark Brown	Silty Clay Loam	0.063 - 0.1 mm	Vegetation	Stones
9426882	TP 6074	1.50	Beige	Sandy Clay Loam	0.063 - 0.1 mm	Stones	Oil/Petroleum
9426893	TP 6074	2.50	Grey	Sandy Loam	0.1 - 2 mm	Stones	None
9426897	TP 6074	3.50	Dark Brown	Sandy Silt Loam	0.063 - 0.1 mm	Stones	N/A
9426901	TP 6075	0.70	Dark Brown	Silty Clay Loam	0.063 - 0.1 mm	Vegetation	Stones
9426907	TP 6075	2.00	Dark Brown	Sandy Clay Loam	0.1 - 2 mm	Oil/Petroleum	Stones
9426913	TP 6075	3.10	Dark Brown	Sandy Clay	0.1 - 2 mm	Oil/Petroleum	Stones
9426917	TP 6075	4.50	Black	Sandy Clay Loam	0.1 - 2 mm	Oil/Petroleum	Stones
9426923	TP 6076	0.50	Dark Brown	Sandy Clay Loam	0.063 - 0.1 mm	Vegetation	None
9426927	TP 6076	1.20	Light Brown	Sandy Clay Loam	0.1 - 2 mm	None	None
9426935	TP 6076	2.20	Dark Brown	Loamy Sand	0.1 - 2 mm	Stones	Oil/Petroleum
9426942	TP 6076	3.70	Dark Brown	Sandy Loam	0.1 - 2 mm	Stones	None
9426951	TP 6077	0.50	Dark Brown	Silty Clay Loam	0.063 - 0.1 mm	Vegetation	None
9426958	TP 6077	1.50	Dark Brown	Sand	0.1 - 2 mm	Stones	Oil/Petroleum
9426963	TP 6077	2.20	Dark Brown	Sandy Clay Loam	0.1 - 2 mm	Stones	None
9426969	TP 6077	3.10	Dark Brown	Sandy Loam	0.1 - 2 mm	Stones	None

These descriptions are only intended to act as a cross check if sample identities are questioned, and to provide a log of sample matrices with respect to MCERTS validation. They are not intended as full geological descriptions.

We are accredited to MCERTS for sand, clay and loam/topsoil, or any of these materials - whether these are derived from naturally ocurring soil profiles, or from fill/made ground, as long as these materials constitute the major part of the sample.

Other coarse granular materials such as concrete, gravel and brick are not accredited if they comprise the major part of the sample.

CERTIFICATE OF ANALYSIS

SDG:	140612-48	**Location:**	Coed Darcy	**Order Number:**	CD0705
Job:	H_ATKINS_LDC-224	**Customer:**	Atkins Global Ltd	**Report Number:**	274692
Client Reference:	Site Wide Trial Pitting	**Attention:**	Fiona McMillan	**Superseded Report:**	

Results Legend	
#	ISO17025 accredited.
M	*m*CERTS accredited.
aq	Aqueous / settled sample.
diss.filt	Dissolved / filtered sample.
tot.unfilt	Total / unfiltered sample.
*	Subcontracted test.
**	% recovery of the surrogate standard to check the efficiency of the method. The results of individual compounds within samples aren't corrected for the recovery
(F)	Trigger breach confirmed
1-5&+§@	Sample deviation (see appendix)

Component	LOD/Units	Method	Customer Sample R	TP 6050	TP 6050	TP 6050	TP 6051	TP 6051	TP 6051
			Depth (m)	0.40	1.50	2.50	0.30	0.90	1.90
			Sample Type	Soil/Solid	Soil/Solid	Soil/Solid	Soil/Solid	Soil/Solid	Soil/Solid
			Date Sampled	10/06/2014	10/06/2014	10/06/2014	10/06/2014	10/06/2014	10/06/2014
			Sample Time	.	.	.	.	.	.
			Date Received	12/06/2014	12/06/2014	12/06/2014	12/06/2014	12/06/2014	12/06/2014
			SDG Ref	140612-48	140612-48	140612-48	140612-48	140612-48	140612-48
			Lab Sample No.(s)	9426834	9426888	9426946	9426974	9426978	9426982
			AGS Reference						
Moisture Content Ratio	%	PM024		32	21	11	32	17	15
Soil Organic Matter (SOM)	<0.35 %	TM132				0.965 #			
pH	1 pH Units	TM133		6.81 M	6.37 M	6.4 M	5.69 M	6.66 M	6.62 M
Arsenic	<0.6 mg/kg	TM181		234 M	25.7 M	13.9 M	102 M	16.4 M	16 M
Cadmium	<0.02 mg/kg	TM181		2.63 M	1.24 M	0.892 M	<0.02 M	0.882 M	0.778 M
Chromium	<0.9 mg/kg	TM181		17.8 M	14.1 M	15.5 M	16.6 M	17.9 M	18.7 M
Copper	<1.4 mg/kg	TM181		364 M	28.2 M	14.7 M	81.6 M	27.5 M	19.1 M
Lead	<0.7 mg/kg	TM181		907 M	14.9 M	15.7 M	132 M	22.7 M	17.9 M
Mercury	<0.14 mg/kg	TM181		<0.14 M	<0.14 M	<0.14 M	<0.14 M	<0.14 M	<0.14 M
Nickel	<0.2 mg/kg	TM181		40.1 M	9.05 M	24.1 M	16.7 M	18.8 M	22.5 M
Selenium	<1 mg/kg	TM181		<10 #	1.7 #	1.32 #	<1 #	1.34 #	2.03 #
Vanadium	<0.2 mg/kg	TM181		20 #	27.7 #	21.7 #	21.5 #	22.5 #	25.7 #
Zinc	<1.9 mg/kg	TM181		414 M	96.5 M	111 M	88.9 M	76.6 M	81.5 M

CERTIFICATE OF ANALYSIS

SDG:	140612-48	**Location:**	Coed Darcy	**Order Number:**	CD0705
Job:	H_ATKINS_LDC-224	**Customer:**	Atkins Global Ltd	**Report Number:**	274692
Client Reference:	Site Wide Trial Pitting	**Attention:**	Fiona McMillan	**Superseded Report:**	

Results Legend

#	ISO17025 accredited.
M	*m*CERTS accredited.
aq	Aqueous / settled sample.
diss.filt	Dissolved / filtered sample.
tot.unfilt	Total / unfiltered sample.
*	Subcontracted test.
**	% recovery of the surrogate standard to check the efficiency of the method. The results of individual compounds within samples aren't corrected for the recovery
(F)	Trigger breach confirmed
1-5&+§@	Sample deviation (see appendix)

Component	LOD/Units	Method	Customer Sample R	TP 6052	TP 6052	TP 6052	TP 6053	TP 6053	TP 6053
			Depth (m)	0.40	1.30	2.50	0.20	1.20	2.50
			Sample Type	Soil/Solid	Soil/Solid	Soil/Solid	Soil/Solid	Soil/Solid	Soil/Solid
			Date Sampled	10/06/2014	10/06/2014	10/06/2014	10/06/2014	10/06/2014	10/06/2014
			Sample Time	.	.	.	.	.	.
			Date Received	12/06/2014	12/06/2014	12/06/2014	12/06/2014	12/06/2014	12/06/2014
			SDG Ref	140612-48	140612-48	140612-48	140612-48	140612-48	140612-48
			Lab Sample No.(s)	9426680	9426737	9426787	9426686	9426691	9426695
			AGS Reference						
Moisture Content Ratio	%	PM024		19	23	12	20	17	9.1
Soil Organic Matter (SOM)	<0.35 %	TM132		3.02 #					
pH	1 pH Units	TM133		6.65 M	6.31 M	6.53 M	6.18 M	6.28 M	6.59 M
Arsenic	<0.6 mg/kg	TM181		39.5 M	40.7 M	17.6 M	62.7 M	8.19 M	7.05 M
Cadmium	<0.02 mg/kg	TM181		1.15 M	1.14 M	1.04 M	1.37 M	0.455 M	0.561 M
Chromium	<0.9 mg/kg	TM181		17.4 M	16.2 M	18.4 M	14.8 M	17 M	14.1 M
Copper	<1.4 mg/kg	TM181		101 M	89.7 M	21.7 M	63.9 M	9.06 M	10.9 M
Lead	<0.7 mg/kg	TM181		82.1 M	66.2 M	20.3 M	57.5 M	13 M	13.2 M
Mercury	<0.14 mg/kg	TM181		<0.14 M	<0.14 M	<0.14 M	<0.14 M	<0.14 M	<0.14 M
Nickel	<0.2 mg/kg	TM181		20.5 M	17.6 M	28.8 M	14.5 M	16.6 M	30.1 M
Selenium	<1 mg/kg	TM181		1.77 #	1.99 #	1.11 #	<10 #	<1 #	<1 #
Vanadium	<0.2 mg/kg	TM181		21.2 #	20.8 #	22.9 #	25.4 #	19.6 #	15 #
Zinc	<1.9 mg/kg	TM181		134 M	109 M	129 M	102 M	41.2 M	71.5 M

CERTIFICATE OF ANALYSIS

SDG:	140612-48	**Location:**	Coed Darcy	**Order Number:**	CD0705
Job:	H_ATKINS_LDC-224	**Customer:**	Atkins Global Ltd	**Report Number:**	274692
Client Reference:	Site Wide Trial Pitting	**Attention:**	Fiona McMillan	**Superseded Report:**	

Results Legend

#	ISO17025 accredited.
M	*m*CERTS accredited.
aq	Aqueous / settled sample.
diss.filt	Dissolved / filtered sample.
tot.unfilt	Total / unfiltered sample.
*	Subcontracted test.
**	% recovery of the surrogate standard to check the efficiency of the method. The results of individual compounds within samples aren't corrected for the recovery
(F)	Trigger breach confirmed
1-5&+§@	Sample deviation (see appendix)

Component	LOD/Units	Method	Customer Sample R	TP 6054	TP 6054	TP 6054	TP 6055	TP 6055	TP 6055
			Depth (m)	0.40	0.90	1.70	0.40	1.20	2.40
			Sample Type	Soil/Solid	Soil/Solid	Soil/Solid	Soil/Solid	Soil/Solid	Soil/Solid
			Date Sampled	10/06/2014	10/06/2014	10/06/2014	10/06/2014	10/06/2014	10/06/2014
			Sample Time	.	.	.	.	.	.
			Date Received	12/06/2014	12/06/2014	12/06/2014	12/06/2014	12/06/2014	12/06/2014
			SDG Ref	140612-48	140612-48	140612-48	140612-48	140612-48	140612-48
			Lab Sample No.(s)	9426700	9426705	9426709	9426715	9426721	9426728
			AGS Reference						
Moisture Content Ratio	%	PM024		22	41	20	25	15	15
pH	1 pH Units	TM133		6.53 M	5.41 M	6.18 M	5.18 M	5.28 M	5.85 M
Arsenic	<0.6 mg/kg	TM181		61.8 M	108 M	11 M	36.7 M	25.5 M	12.1 M
Cadmium	<0.02 mg/kg	TM181		1.3 M	1.13 M	0.378 M	0.616 M	0.913 M	0.942 M
Chromium	<0.9 mg/kg	TM181		27.7 M	7.52 M	16.1 M	18.6 M	15.5 M	15.5 M
Copper	<1.4 mg/kg	TM181		93.1 M	209 M	12.8 M	63 M	44.4 M	24.9 M
Lead	<0.7 mg/kg	TM181		407 M	105 M	13.6 M	241 M	44.2 M	26.2 M
Mercury	<0.14 mg/kg	TM181		<0.14 M	<0.14 M	<0.14 M	<0.14 M	<0.14 M	<0.14 M
Nickel	<0.2 mg/kg	TM181		27.4 M	11.2 M	13.6 M	28.4 M	25.9 M	29.8 M
Selenium	<1 mg/kg	TM181		1.56 #	<1 #	<1 #	1.79 #	1.35 #	<1 #
Vanadium	<0.2 mg/kg	TM181		20.9 #	9.43 #	19.6 #	35.1 #	18.1 #	16.4 #
Zinc	<1.9 mg/kg	TM181		218 M	74.5 M	33.9 M	99.4 M	101 M	99.6 M

CERTIFICATE OF ANALYSIS

SDG:	140612-48	**Location:**	Coed Darcy	**Order Number:**	CD0705
Job:	H_ATKINS_LDC-224	**Customer:**	Atkins Global Ltd	**Report Number:**	274692
Client Reference:	Site Wide Trial Pitting	**Attention:**	Fiona McMillan	**Superseded Report:**	

Results Legend

#	ISO17025 accredited.
M	*m*CERTS accredited.
aq	Aqueous / settled sample.
diss.filt	Dissolved / filtered sample.
tot.unfilt	Total / unfiltered sample.
*	Subcontracted test.
**	% recovery of the surrogate standard to check the efficiency of the method. The results of individual compounds within samples aren't corrected for the recovery
(F)	Trigger breach confirmed
1-5&+§@	Sample deviation (see appendix)

Component	LOD/Units	Method	Customer Sample R	TP 6056	TP 6056	TP 6057	TP 6057	TP 6057	TP 6058
			Depth (m)	0.40	0.90	0.20	0.90	1.70	0.60
			Sample Type	Soil/Solid	Soil/Solid	Soil/Solid	Soil/Solid	Soil/Solid	Soil/Solid
			Date Sampled	10/06/2014	10/06/2014	10/06/2014	10/06/2014	10/06/2014	10/06/2014
			Sample Time	.	.	.	.	.	.
			Date Received	12/06/2014	12/06/2014	12/06/2014	12/06/2014	12/06/2014	12/06/2014
			SDG Ref	140612-48	140612-48	140612-48	140612-48	140612-48	140612-48
			Lab Sample No.(s)	9426733	9426741	9426746	9426750	9426754	9426759
			AGS Reference						
Moisture Content Ratio	%	PM024		13	9.7	11	6.9	11	18
pH	1 pH Units	TM133		7.09 M	6.85 M	6.18 M	5.7 M	5.65 M	7.86 M
Arsenic	<0.6 mg/kg	TM181		52.7 M	13.5 M	37.4 M	11.7 M	11 M	50.9 M
Cadmium	<0.02 mg/kg	TM181		1.62 M	0.718 M	1.25 M	0.579 M	0.573 M	0.717 M
Chromium	<0.9 mg/kg	TM181		31.9 M	20.5 M	13.6 M	11.3 M	12.4 M	26.4 M
Copper	<1.4 mg/kg	TM181		216 M	42.6 M	74.8 M	21.6 M	15.8 M	71.4 M
Lead	<0.7 mg/kg	TM181		441 M	97.2 M	40.1 M	17.5 M	14.3 M	150 M
Mercury	<0.14 mg/kg	TM181		<0.14 M	<0.14 M	<0.14 M	<0.14 M	<0.14 M	<0.14 M
Nickel	<0.2 mg/kg	TM181		33.1 M	38 M	19.2 M	20.1 M	23.9 M	22.8 M
Selenium	<1 mg/kg	TM181		1.21 #	<1 #	<1 #	<1 #	<1 #	1.08 #
Vanadium	<0.2 mg/kg	TM181		18.2 #	17.6 #	16.2 #	12.7 #	13.6 #	24 #
Zinc	<1.9 mg/kg	TM181		915 M	148 M	103 M	70.4 M	70.7 M	187 M

CERTIFICATE OF ANALYSIS

SDG:	140612-48	**Location:**	Coed Darcy	**Order Number:**	CD0705
Job:	H_ATKINS_LDC-224	**Customer:**	Atkins Global Ltd	**Report Number:**	274692
Client Reference:	Site Wide Trial Pitting	**Attention:**	Fiona McMillan	**Superseded Report:**	

Results Legend	
#	ISO17025 accredited.
M	*m*CERTS accredited.
aq	Aqueous / settled sample.
diss.filt	Dissolved / filtered sample.
tot.unfilt	Total / unfiltered sample.
*	Subcontracted test.
**	% recovery of the surrogate standard to check the efficiency of the method. The results of individual compounds within samples aren't corrected for the recovery
(F)	Trigger breach confirmed
1-5&+§@	Sample deviation (see appendix)

Component	LOD/Units	Method	Customer Sample R	TP 6058	TP 6058	TP 6058	TP 6059	TP 6059	TP 6059
			Depth (m)	1.20	2.10	3.20	0.40	1.20	2.30
			Sample Type	Soil/Solid	Soil/Solid	Soil/Solid	Soil/Solid	Soil/Solid	Soil/Solid
			Date Sampled	10/06/2014	10/06/2014	10/06/2014	10/06/2014	10/06/2014	10/06/2014
			Sample Time	.	.	.	.	.	.
			Date Received	12/06/2014	12/06/2014	12/06/2014	12/06/2014	12/06/2014	12/06/2014
			SDG Ref	140612-48	140612-48	140612-48	140612-48	140612-48	140612-48
			Lab Sample No.(s)	9426765	9426769	9426773	9426777	9426781	9426791
			AGS Reference						
Moisture Content Ratio	%	PM024		20	20	14	12	14	12
Soil Organic Matter (SOM)	<0.35 %	TM132				2.55 #			
pH	1 pH Units	TM133		7.16 M	5.9 M	6.04 M	6.79 M	5.88 M	5.94 M
Arsenic	<0.6 mg/kg	TM181		16.7 M	24.2 M	11.2 M	26.9 M	11.4 M	10.1 M
Cadmium	<0.02 mg/kg	TM181		0.357 M	0.812 M	0.537 M	0.936 M	0.0806 M	0.55 M
Chromium	<0.9 mg/kg	TM181		17.1 M	15.3 M	11.7 M	17.2 M	6.74 M	11 M
Copper	<1.4 mg/kg	TM181		35.2 M	29.3 M	16.9 M	49.8 M	38 M	17.5 M
Lead	<0.7 mg/kg	TM181		13.9 M	33.8 M	15.8 M	80.3 M	11.1 M	16.3 M
Mercury	<0.14 mg/kg	TM181		<0.14 M	<0.14 M	<0.14 M	<0.14 M	<0.14 M	<0.14 M
Nickel	<0.2 mg/kg	TM181		11 M	23.9 M	28.4 M	26.5 M	3.89 M	24.9 M
Selenium	<1 mg/kg	TM181		<1 #	<1 #	<1 #	1.23 #	<1 #	<1 #
Vanadium	<0.2 mg/kg	TM181		26.8 #	21.8 #	13.4 #	19.8 #	7.3 #	12.9 #
Zinc	<1.9 mg/kg	TM181		84.2 M	229 M	84.4 M	120 M	15.9 M	67.1 M

CERTIFICATE OF ANALYSIS

SDG:	140612-48	**Location:**	Coed Darcy	**Order Number:**	CD0705
Job:	H_ATKINS_LDC-224	**Customer:**	Atkins Global Ltd	**Report Number:**	274692
Client Reference:	Site Wide Trial Pitting	**Attention:**	Fiona McMillan	**Superseded Report:**	

Results Legend

#	ISO17025 accredited.
M	*m*CERTS accredited.
aq	Aqueous / settled sample.
diss.filt	Dissolved / filtered sample.
tot.unfilt	Total / unfiltered sample.
*	Subcontracted test.
**	% recovery of the surrogate standard to check the efficiency of the method. The results of individual compounds within samples aren't corrected for the recovery
(F)	Trigger breach confirmed
1-5&+§@	Sample deviation (see appendix)

Component	LOD/Units	Method	Customer Sample R	TP 6059	TP 6070	TP 6070	TP 6070	TP 6070	TP 6071
			Depth (m)	3.30	0.30	1.00	2.40	3.40	0.50
			Sample Type	Soil/Solid	Soil/Solid	Soil/Solid	Soil/Solid	Soil/Solid	Soil/Solid
			Date Sampled	10/06/2014	10/06/2014	10/06/2014	10/06/2014	10/06/2014	10/06/2014
			Sample Time	.	.	.	.	.	.
			Date Received	12/06/2014	12/06/2014	12/06/2014	12/06/2014	12/06/2014	12/06/2014
			SDG Ref	140612-48	140612-48	140612-48	140612-48	140612-48	140612-48
			Lab Sample No.(s)	9426795	9426799	9426803	9426807	9426813	9426817
			AGS Reference						
Moisture Content Ratio	%	PM024		12	24	15	14	23	25
pH	1 pH Units	TM133		5.09 M	7.38 M	6.18 M	6.4 M	6.46 M	5.18 M
Arsenic	<0.6 mg/kg	TM181		8.56 M	62.5 M	11.6 M	12 M	14.1 M	46.5 M
Cadmium	<0.02 mg/kg	TM181		0.463 M	0.746 M	0.697 M	0.789 M	0.718 M	1.16 M
Chromium	<0.9 mg/kg	TM181		10.7 M	16.7 M	14.7 M	20.5 M	22.3 M	13.5 M
Copper	<1.4 mg/kg	TM181		17.3 M	154 M	14.8 M	32 M	22.8 M	71.5 M
Lead	<0.7 mg/kg	TM181		19.1 M	122 M	20.2 M	33 M	187 M	54.5 M
Mercury	<0.14 mg/kg	TM181		<0.14 M	<0.14 M	<0.14 M	<0.14 M	<0.14 M	<0.14 M
Nickel	<0.2 mg/kg	TM181		25.9 M	24 M	19.2 M	24.3 M	22.3 M	18.3 M
Selenium	<1 mg/kg	TM181		<1 #	<1 #	<1 #	<1 #	<1 #	<1 #
Vanadium	<0.2 mg/kg	TM181		12.2 #	17.7 #	18.4 #	19.4 #	18.4 #	17.7 #
Zinc	<1.9 mg/kg	TM181		64.8 M	230 M	77 M	110 M	111 M	132 M

CERTIFICATE OF ANALYSIS

SDG:	140612-48	**Location:**	Coed Darcy	**Order Number:**	CD0705
Job:	H_ATKINS_LDC-224	**Customer:**	Atkins Global Ltd	**Report Number:**	274692
Client Reference:	Site Wide Trial Pitting	**Attention:**	Fiona McMillan	**Superseded Report:**	

Results Legend	
#	ISO17025 accredited.
M	*m*CERTS accredited.
aq	Aqueous / settled sample.
diss.filt	Dissolved / filtered sample.
tot.unfilt	Total / unfiltered sample.
*	Subcontracted test.
**	% recovery of the surrogate standard to check the efficiency of the method. The results of individual compounds within samples aren't corrected for the recovery
(F)	Trigger breach confirmed
1-5&+§@	Sample deviation (see appendix)

Component	LOD/Units	Method	Customer Sample R					
			TP 6071	TP 6071	TP 6071	TP 6072	TP 6072	TP 6072
Depth (m)			1.70	2.70	3.70	0.60	1.40	2.00
Sample Type			Soil/Solid	Soil/Solid	Soil/Solid	Soil/Solid	Soil/Solid	Soil/Solid
Date Sampled			10/06/2014	10/06/2014	10/06/2014	10/06/2014	10/06/2014	10/06/2014
Sample Time			.	.	.	.	.	.
Date Received			12/06/2014	12/06/2014	12/06/2014	12/06/2014	12/06/2014	12/06/2014
SDG Ref			140612-48	140612-48	140612-48	140612-48	140612-48	140612-48
Lab Sample No.(s)			9426822	9426826	9426830	9426840	9426844	9426849
AGS Reference								
Moisture Content Ratio	%	PM024	13	18	11	12	17	14
Soil Organic Matter (SOM)	<0.35 %	TM132				1.93 #		
pH	1 pH Units	TM133	6.25 M	6.29 M	7.03 M	7.15 M	6.5 M	6.03 M
Arsenic	<0.6 mg/kg	TM181	10.3 M	14.9 M	10.1 M	13.1 M	11.1 M	5.93 M
Cadmium	<0.02 mg/kg	TM181	0.513 M	0.705 M	0.527 M	0.566 M	0.856 M	0.247 M
Chromium	<0.9 mg/kg	TM181	13.9 M	16.4 M	12.5 M	8.91 M	16.7 M	20.6 M
Copper	<1.4 mg/kg	TM181	13.5 M	21.6 M	14.1 M	15.5 M	9.58 M	13.9 M
Lead	<0.7 mg/kg	TM181	20.5 M	44.6 M	12.5 M	17.4 M	15.1 M	16.4 M
Mercury	<0.14 mg/kg	TM181	<0.14 M	<0.14 M	<0.14 M	<0.14 M	<0.14 M	<0.14 M
Nickel	<0.2 mg/kg	TM181	19.6 M	19.4 M	26.7 M	21.8 M	8.73 M	18.2 M
Selenium	<1 mg/kg	TM181	<1 #	<1 #	<1 #	<1 #	<1 #	<1 #
Vanadium	<0.2 mg/kg	TM181	16.1 #	22.1 #	13.9 #	9.54 #	25.1 #	22 #
Zinc	<1.9 mg/kg	TM181	53.8 M	72.1 M	68.7 M	59.7 M	79.9 M	52.8 M

CERTIFICATE OF ANALYSIS

SDG:	140612-48	**Location:**	Coed Darcy	**Order Number:**	CD0705
Job:	H_ATKINS_LDC-224	**Customer:**	Atkins Global Ltd	**Report Number:**	274692
Client Reference:	Site Wide Trial Pitting	**Attention:**	Fiona McMillan	**Superseded Report:**	

Results Legend

#	ISO17025 accredited.
M	*m*CERTS accredited.
aq	Aqueous / settled sample.
diss.filt	Dissolved / filtered sample.
tot.unfilt	Total / unfiltered sample.
*	Subcontracted test.
**	% recovery of the surrogate standard to check the efficiency of the method. The results of individual compounds within samples aren't corrected for the recovery
(F)	Trigger breach confirmed
1-5&+§@	Sample deviation (see appendix)

Component	LOD/Units	Method	Customer Sample R	TP 6072	TP 6073	TP 6073	TP 6073	TP 6073	TP 6074
			Depth (m)	3.50	0.40	1.30	2.50	3.70	0.30
			Sample Type	Soil/Solid	Soil/Solid	Soil/Solid	Soil/Solid	Soil/Solid	Soil/Solid
			Date Sampled	10/06/2014	10/06/2014	10/06/2014	10/06/2014	10/06/2014	10/06/2014
			Sample Time	.	.	.	.	.	.
			Date Received	12/06/2014	12/06/2014	12/06/2014	12/06/2014	12/06/2014	12/06/2014
			SDG Ref	140612-48	140612-48	140612-48	140612-48	140612-48	140612-48
			Lab Sample No.(s)	9426854	9426859	9426863	9426869	9426874	9426878
			AGS Reference						
Moisture Content Ratio	%	PM024		12	18	24	9.8	13	32
pH	1 pH Units	TM133		6.22 M	5.09 M	6.41 M	6.42 M	6.03 M	5.32 M
Arsenic	<0.6 mg/kg	TM181		10.3 M	26.4 M	19.3 M	7.94 M	14.3 M	102 M
Cadmium	<0.02 mg/kg	TM181		0.507 M	0.556 M	0.547 M	0.321 M	0.521 M	1.07 M
Chromium	<0.9 mg/kg	TM181		11.4 M	12.6 M	25.3 M	9.92 M	9.9 M	18.8 M
Copper	<1.4 mg/kg	TM181		16.1 M	30.4 M	12.4 M	12.9 M	18.4 M	136 M
Lead	<0.7 mg/kg	TM181		14.4 M	30.4 M	17.6 M	11.5 M	14.9 M	182 M
Mercury	<0.14 mg/kg	TM181		<0.14 M	<0.14 M	<0.14 M	<0.14 M	<0.14 M	<0.14 M
Nickel	<0.2 mg/kg	TM181		25.4 M	14.6 M	29.9 M	24.5 M	21.9 M	30.8 M
Selenium	<1 mg/kg	TM181		<1 #	<1 #	2.03 #	<1 #	<1 #	<10 #
Vanadium	<0.2 mg/kg	TM181		13 #	15.5 #	33 #	11 #	12.1 #	23.8 #
Zinc	<1.9 mg/kg	TM181		71.3 M	50.7 M	93.2 M	57 M	59.1 M	198 M

CERTIFICATE OF ANALYSIS

SDG:	140612-48	**Location:**	Coed Darcy	**Order Number:**	CD0705
Job:	H_ATKINS_LDC-224	**Customer:**	Atkins Global Ltd	**Report Number:**	274692
Client Reference:	Site Wide Trial Pitting	**Attention:**	Fiona McMillan	**Superseded Report:**	

Results Legend

#	ISO17025 accredited.
M	*m*CERTS accredited.
aq	Aqueous / settled sample.
diss.filt	Dissolved / filtered sample.
tot.unfilt	Total / unfiltered sample.
*	Subcontracted test.
**	% recovery of the surrogate standard to check the efficiency of the method. The results of individual compounds within samples aren't corrected for the recovery
(F)	Trigger breach confirmed
1-5&+§@	Sample deviation (see appendix)

Component	LOD/Units	Method	Customer Sample R	TP 6074	TP 6074	TP 6074	TP 6075	TP 6075	TP 6075
			Depth (m)	1.50	2.50	3.50	0.70	2.00	3.10
			Sample Type	Soil/Solid	Soil/Solid	Soil/Solid	Soil/Solid	Soil/Solid	Soil/Solid
			Date Sampled	10/06/2014	10/06/2014	10/06/2014	10/06/2014	10/06/2014	10/06/2014
			Sample Time	.	.	.	.	.	.
			Date Received	12/06/2014	12/06/2014	12/06/2014	12/06/2014	12/06/2014	12/06/2014
			SDG Ref	140612-48	140612-48	140612-48	140612-48	140612-48	140612-48
			Lab Sample No.(s)	9426882	9426893	9426897	9426901	9426907	9426913
			AGS Reference						
Moisture Content Ratio	%	PM024		28	12	13	24	17	11
pH	1 pH Units	TM133		5.8 M	5.88 M	6.24 M	4.89 M	6.56 M	5.95 M
Arsenic	<0.6 mg/kg	TM181		107 M	12.2 M	19.6 M	135 M	28.7 M	13.8 M
Cadmium	<0.02 mg/kg	TM181		4.37 M	0.601 M	0.21 M	0.979 M	0.718 M	0.524 M
Chromium	<0.9 mg/kg	TM181		10.6 M	13.8 M	14 M	15.5 M	12.3 M	10.6 M
Copper	<1.4 mg/kg	TM181		<14 M	18 M	<14 M	77.3 M	12.7 M	17.1 M
Lead	<0.7 mg/kg	TM181		26.4 M	14.7 M	16.5 M	141 M	13.1 M	15.3 M
Mercury	<0.14 mg/kg	TM181		<0.14 M	<0.14 M	<0.14 M	<0.14 M	<0.14 M	<0.14 M
Nickel	<0.2 mg/kg	TM181		54.5 M	31.5 M	34.1 M	43.5 M	33.1 M	30.2 M
Selenium	<1 mg/kg	TM181		<10 #	<1 #	<10 #	<10 #	<1 #	<1 #
Vanadium	<0.2 mg/kg	TM181		5.07 #	14.2 #	14.5 #	15.8 #	13.3 #	13 #
Zinc	<1.9 mg/kg	TM181		67.3 M	77.9 M	78.3 M	164 M	66.5 M	70.3 M

CERTIFICATE OF ANALYSIS

SDG:	140612-48	**Location:**	Coed Darcy	**Order Number:**	CD0705
Job:	H_ATKINS_LDC-224	**Customer:**	Atkins Global Ltd	**Report Number:**	274692
Client Reference:	Site Wide Trial Pitting	**Attention:**	Fiona McMillan	**Superseded Report:**	

Results Legend	
#	ISO17025 accredited.
M	*m*CERTS accredited.
aq	Aqueous / settled sample.
diss.filt	Dissolved / filtered sample.
tot.unfilt	Total / unfiltered sample.
*	Subcontracted test.
**	% recovery of the surrogate standard to check the efficiency of the method. The results of individual compounds within samples aren't corrected for the recovery
(F)	Trigger breach confirmed
1-5&+§@	Sample deviation (see appendix)

Component	LOD/Units	Method	Customer Sample R					
			TP 6075	TP 6076	TP 6076	TP 6076	TP 6076	TP 6077
Depth (m)			4.50	0.50	1.20	2.20	3.70	0.50
Sample Type			Soil/Solid	Soil/Solid	Soil/Solid	Soil/Solid	Soil/Solid	Soil/Solid
Date Sampled			10/06/2014	10/06/2014	10/06/2014	10/06/2014	10/06/2014	10/06/2014
Sample Time			.	.	.	.	.	.
Date Received			12/06/2014	12/06/2014	12/06/2014	12/06/2014	12/06/2014	12/06/2014
SDG Ref			140612-48	140612-48	140612-48	140612-48	140612-48	140612-48
Lab Sample No.(s)			9426917	9426923	9426927	9426935	9426942	9426951
AGS Reference								
Moisture Content Ratio	%	PM024	13	23	22	10	10	16
Soil Organic Matter (SOM)	<0.35 %	TM132	2.52 #					
pH	1 pH Units	TM133	5.74 M	5.08 M	4.96 M	5.71 M	5.79 M	5.23 M
Arsenic	<0.6 mg/kg	TM181	12.9 M	108 M	13.8 M	16.2 M	11.8 M	7.83 M
Cadmium	<0.02 mg/kg	TM181	0.714 M	0.717 M	0.692 M	0.543 M	0.466 M	0.669 M
Chromium	<0.9 mg/kg	TM181	12.4 M	10.7 M	12.3 M	10.7 M	11.2 M	13.2 M
Copper	<1.4 mg/kg	TM181	17 M	114 M	12.4 M	9.68 M	12.3 M	11.7 M
Lead	<0.7 mg/kg	TM181	14.2 M	166 M	13.3 M	11.2 M	11.5 M	14.4 M
Mercury	<0.14 mg/kg	TM181	<0.14 M	<0.14 M	<0.14 M	<0.14 M	<0.14 M	<0.14 M
Nickel	<0.2 mg/kg	TM181	32.7 M	14.1 M	28.7 M	27.9 M	26.8 M	18.9 M
Selenium	<1 mg/kg	TM181	1.1 #	1.12 #	<1 #	<1 #	<1 #	<1 #
Vanadium	<0.2 mg/kg	TM181	13.5 #	15.7 #	13.2 #	10.9 #	12 #	13 #
Zinc	<1.9 mg/kg	TM181	70.6 M	51.2 M	52.5 M	61.7 M	58.6 M	102 M

CERTIFICATE OF ANALYSIS

SDG:	140612-48	**Location:**	Coed Darcy	**Order Number:**	CD0705
Job:	H_ATKINS_LDC-224	**Customer:**	Atkins Global Ltd	**Report Number:**	274692
Client Reference:	Site Wide Trial Pitting	**Attention:**	Fiona McMillan	**Superseded Report:**	

Results Legend

#	ISO17025 accredited.
M	*m*CERTS accredited.
aq	Aqueous / settled sample.
diss.filt	Dissolved / filtered sample.
tot.unfilt	Total / unfiltered sample.
*	Subcontracted test.
**	% recovery of the surrogate standard to check the efficiency of the method. The results of individual compounds within samples aren't corrected for the recovery
(F)	Trigger breach confirmed
1-5&+§@	Sample deviation (see appendix)

Component	LOD/Units	Method	Customer Sample R	TP 6077	TP 6077	TP 6077			
			Depth (m)	1.50	2.20	3.10			
			Sample Type	Soil/Solid	Soil/Solid	Soil/Solid			
			Date Sampled	10/06/2014	10/06/2014	10/06/2014			
			Sample Time	.	.	.			
			Date Received	12/06/2014	12/06/2014	12/06/2014			
			SDG Ref	140612-48	140612-48	140612-48			
			Lab Sample No.(s)	9426958	9426963	9426969			
			AGS Reference						
Moisture Content Ratio	%	PM024		13	11	13			
pH	1 pH Units	TM133		5.46 M	6.08 M	5.39 M			
Arsenic	<0.6 mg/kg	TM181		8.32 M	8.5 M	14 M			
Cadmium	<0.02 mg/kg	TM181		0.489 M	0.502 M	0.66 M			
Chromium	<0.9 mg/kg	TM181		10.6 M	12.3 M	11.9 M			
Copper	<1.4 mg/kg	TM181		9.99 M	13.2 M	19.1 M			
Lead	<0.7 mg/kg	TM181		10.5 M	13.2 M	18 M			
Mercury	<0.14 mg/kg	TM181		<0.14 M	<0.14 M	<0.14 M			
Nickel	<0.2 mg/kg	TM181		24.1 M	29 M	24.9 M			
Selenium	<1 mg/kg	TM181		<1 #	<1 #	<1 #			
Vanadium	<0.2 mg/kg	TM181		11.4 #	13.8 #	13 #			
Zinc	<1.9 mg/kg	TM181		56.1 M	63.9 M	63.1 M			

CERTIFICATE OF ANALYSIS

SDG:	140612-48	**Location:**	Coed Darcy	**Order Number:**	CD0705
Job:	H_ATKINS_LDC-224	**Customer:**	Atkins Global Ltd	**Report Number:**	274692
Client Reference:	Site Wide Trial Pitting	**Attention:**	Fiona McMillan	**Superseded Report:**	

PAH by GCMS

Results Legend	
#	ISO17025 accredited.
M	*m*CERTS accredited.
aq	Aqueous / settled sample.
diss.filt	Dissolved / filtered sample.
tot.unfilt	Total / unfiltered sample.
*	Subcontracted test.
**	% recovery of the surrogate standard to check the efficiency of the method. The results of individual compounds within samples aren't corrected for the recovery
(F)	Trigger breach confirmed
1-5&+§@	Sample deviation (see appendix)

Component	LOD/Units	Method	Customer Sample R	TP 6050	TP 6050	TP 6050	TP 6051	TP 6051	TP 6051
			Depth (m)	0.40	1.50	2.50	0.30	0.90	1.90
			Sample Type	Soil/Solid	Soil/Solid	Soil/Solid	Soil/Solid	Soil/Solid	Soil/Solid
			Date Sampled	10/06/2014	10/06/2014	10/06/2014	10/06/2014	10/06/2014	10/06/2014
			Sample Time	.	.	.	.	.	.
			Date Received	12/06/2014	12/06/2014	12/06/2014	12/06/2014	12/06/2014	12/06/2014
			SDG Ref	140612-48	140612-48	140612-48	140612-48	140612-48	140612-48
			Lab Sample No.(s)	9426834	9426888	9426946	9426974	9426978	9426982
			AGS Reference						
Naphthalene-d8 % recovery**	%	TM218		147	96.6	98.1	108	102	95.8
Acenaphthene-d10 % recovery**	%	TM218		145	94.9	96.4	105	99.9	93.4
Phenanthrene-d10 % recovery**	%	TM218		141	92.9	94.9	102	99	89.9
Chrysene-d12 % recovery**	%	TM218		133	83.5	88	97.1	87.5	80.2
Perylene-d12 % recovery**	%	TM218		138	82.2	83.7	101	77.5	79.8
Naphthalene	<9 µg/kg	TM218		161 M	542 M	238 M	<9 M	22.1 M	<9 M
Acenaphthylene	<12 µg/kg	TM218		<12 M	<12 M	24.9 M	<12 M	<12 M	<12 M
Acenaphthene	<8 µg/kg	TM218		<8 M	23.4 M	39.1 M	<8 M	<8 M	<8 M
Fluorene	<10 µg/kg	TM218		<10 M	49 M	73 M	<10 M	29.1 M	<10 M
Phenanthrene	<15 µg/kg	TM218		95.3 M	40.4 M	109 M	<15 M	71.8 M	23.5 M
Anthracene	<16 µg/kg	TM218		23.7 M	<16 M	<16 M	<16 M	21.6 M	<16 M
Fluoranthene	<17 µg/kg	TM218		139 M	<17 M	<17 M	<17 M	<17 M	<17 M
Pyrene	<15 µg/kg	TM218		157 M	24.6 M	<15 M	<15 M	<15 M	<15 M
Benz(a)anthracene	<14 µg/kg	TM218		88.6 M	<14 M	<14 M	<14 M	<14 M	<14 M
Chrysene	<10 µg/kg	TM218		131 M	<10 M	34.5 M	<10 M	15.5 M	<10 M
Benzo(b)fluoranthene	<15 µg/kg	TM218		200 M	<15 M	29.5 M	<15 M	<15 M	<15 M
Benzo(k)fluoranthene	<14 µg/kg	TM218		61.4 M	<14 M	<14 M	<14 M	<14 M	<14 M
Benzo(a)pyrene	<15 µg/kg	TM218		111 M	<15 M	<15 M	<15 M	<15 M	<15 M
Indeno(1,2,3-cd)pyrene	<18 µg/kg	TM218		118 M	<18 M	<18 M	<18 M	<18 M	<18 M
Dibenzo(a,h)anthracene	<23 µg/kg	TM218		43.3 M	<23 M	<23 M	<23 M	<23 M	<23 M
Benzo(g,h,i)perylene	<24 µg/kg	TM218		159 M	<24 M	<24 M	<24 M	<24 M	<24 M
PAH, Total Detected USEPA 16	<118 µg/kg	TM218		1490	679	548	<118	160	<118

CERTIFICATE OF ANALYSIS

SDG:	140612-48	**Location:**	Coed Darcy	**Order Number:**	CD0705
Job:	H_ATKINS_LDC-224	**Customer:**	Atkins Global Ltd	**Report Number:**	274692
Client Reference:	Site Wide Trial Pitting	**Attention:**	Fiona McMillan	**Superseded Report:**	

PAH by GCMS

Results Legend	
#	ISO17025 accredited.
M	*m*CERTS accredited.
aq	Aqueous / settled sample.
diss.filt	Dissolved / filtered sample.
tot.unfilt	Total / unfiltered sample.
*	Subcontracted test.
**	% recovery of the surrogate standard to check the efficiency of the method. The results of individual compounds within samples aren't corrected for the recovery
(F)	Trigger breach confirmed
1-5&+§@	Sample deviation (see appendix)

Component	LOD/Units	Method	Customer Sample R	TP 6052	TP 6052	TP 6052	TP 6053	TP 6053	TP 6053
			Depth (m)	0.40	1.30	2.50	0.20	1.20	2.50
			Sample Type	Soil/Solid	Soil/Solid	Soil/Solid	Soil/Solid	Soil/Solid	Soil/Solid
			Date Sampled	10/06/2014	10/06/2014	10/06/2014	10/06/2014	10/06/2014	10/06/2014
			Sample Time	.	.	.	.	.	.
			Date Received	12/06/2014	12/06/2014	12/06/2014	12/06/2014	12/06/2014	12/06/2014
			SDG Ref	140612-48	140612-48	140612-48	140612-48	140612-48	140612-48
			Lab Sample No.(s)	9426680	9426737	9426787	9426686	9426691	9426695
			AGS Reference						
Naphthalene-d8 % recovery**	%	TM218		109	91	98.8	111	99.1	96.8
Acenaphthene-d10 % recovery**	%	TM218		109	88.6	96.3	110	97.2	92.6
Phenanthrene-d10 % recovery**	%	TM218		107	85.7	93.3	107	93.7	88.9
Chrysene-d12 % recovery**	%	TM218		101	80	87.2	104	81.6	75.8
Perylene-d12 % recovery**	%	TM218		102	83.6	90	109	78.8	70
Naphthalene	<9 µg/kg	TM218		88.9 M	81.2 M	70.8 M	383 M	132 M	<9 M
Acenaphthylene	<12 µg/kg	TM218		<12 M	<12 M	<12 M	17.7 M	<12 M	<12 M
Acenaphthene	<8 µg/kg	TM218		24.8 M	<8 M	10.6 M	34.8 M	48.1 M	<8 M
Fluorene	<10 µg/kg	TM218		35.3 M	<10 M	30.3 M	46.2 M	55.5 M	<10 M
Phenanthrene	<15 µg/kg	TM218		338 M	185 M	134 M	175 M	132 M	52.7 M
Anthracene	<16 µg/kg	TM218		58 M	41.8 M	24.2 M	31.8 M	<16 M	<16 M
Fluoranthene	<17 µg/kg	TM218		594 M	184 M	177 M	442 M	24.1 M	<17 M
Pyrene	<15 µg/kg	TM218		666 M	333 M	166 M	820 M	<15 M	<15 M
Benz(a)anthracene	<14 µg/kg	TM218		365 M	86.9 M	88.6 M	298 M	<14 M	<14 M
Chrysene	<10 µg/kg	TM218		452 M	142 M	141 M	421 M	<10 M	<10 M
Benzo(b)fluoranthene	<15 µg/kg	TM218		734 M	233 M	169 M	404 M	<15 M	18.3 M
Benzo(k)fluoranthene	<14 µg/kg	TM218		223 M	70.8 M	67.8 M	105 M	<14 M	<14 M
Benzo(a)pyrene	<15 µg/kg	TM218		418 M	115 M	106 M	449 M	<15 M	<15 M
Indeno(1,2,3-cd)pyrene	<18 µg/kg	TM218		299 M	152 M	90.8 M	210 M	<18 M	<18 M
Dibenzo(a,h)anthracene	<23 µg/kg	TM218		108 M	41.1 M	31 M	79.9 M	<23 M	<23 M
Benzo(g,h,i)perylene	<24 µg/kg	TM218		405 M	211 M	116 M	336 M	<24 M	<24 M
PAH, Total Detected USEPA 16	<118 µg/kg	TM218		4810	1880	1420	4260	392	<118

CERTIFICATE OF ANALYSIS

SDG:	140612-48	**Location:**	Coed Darcy	**Order Number:**	CD0705
Job:	H_ATKINS_LDC-224	**Customer:**	Atkins Global Ltd	**Report Number:**	274692
Client Reference:	Site Wide Trial Pitting	**Attention:**	Fiona McMillan	**Superseded Report:**	

PAH by GCMS

Results Legend

#	ISO17025 accredited.
M	*m*CERTS accredited.
aq	Aqueous / settled sample.
diss.filt	Dissolved / filtered sample.
tot.unfilt	Total / unfiltered sample.
*	Subcontracted test.
**	% recovery of the surrogate standard to check the efficiency of the method. The results of individual compounds within samples aren't corrected for the recovery
(F)	Trigger breach confirmed
1-5&+§@	Sample deviation (see appendix)

Component	LOD/Units	Method	Customer Sample R	TP 6054	TP 6054	TP 6054	TP 6055	TP 6055	TP 6055
			Depth (m)	0.40	0.90	1.70	0.40	1.20	2.40
			Sample Type	Soil/Solid	Soil/Solid	Soil/Solid	Soil/Solid	Soil/Solid	Soil/Solid
			Date Sampled	10/06/2014	10/06/2014	10/06/2014	10/06/2014	10/06/2014	10/06/2014
			Sample Time	.	.	.	.	.	.
			Date Received	12/06/2014	12/06/2014	12/06/2014	12/06/2014	12/06/2014	12/06/2014
			SDG Ref	140612-48	140612-48	140612-48	140612-48	140612-48	140612-48
			Lab Sample No.(s)	9426700	9426705	9426709	9426715	9426721	9426728
			AGS Reference						
Naphthalene-d8 % recovery**	%	TM218		103	111	97.2	81	92.9	96.3
Acenaphthene-d10 % recovery**	%	TM218		101	95.9	93.8	78.1	91.2	93.8
Phenanthrene-d10 % recovery**	%	TM218		98.4	90.5	89.4	74.1	88.8	90.9
Chrysene-d12 % recovery**	%	TM218		92.4	81	76.5	68.1	84.8	84.8
Perylene-d12 % recovery**	%	TM218		94.8	81.3	71.6	65.5	85.7	83.3
Naphthalene	<9 µg/kg	TM218		42.1 M	683 M	<9 M	51.7 M	212 M	103 M
Acenaphthylene	<12 µg/kg	TM218		<12 M	300 M	<12 M	<12 M	50.9 M	<12 M
Acenaphthene	<8 µg/kg	TM218		<8 M	65.2 M	<8 M	29.7 M	202 M	68.6 M
Fluorene	<10 µg/kg	TM218		<10 M	116 M	<10 M	24 M	454 M	170 M
Phenanthrene	<15 µg/kg	TM218		108 M	466 M	<15 M	351 M	1160 M	437 M
Anthracene	<16 µg/kg	TM218		<16 M	106 M	<16 M	55.5 M	310 M	63.2 M
Fluoranthene	<17 µg/kg	TM218		134 M	673 M	<17 M	508 M	1060 M	119 M
Pyrene	<15 µg/kg	TM218		128 M	604 M	<15 M	411 M	893 M	126 M
Benz(a)anthracene	<14 µg/kg	TM218		79.2 M	254 M	<14 M	225 M	248 M	22.3 M
Chrysene	<10 µg/kg	TM218		139 M	325 M	<10 M	330 M	298 M	49.9 M
Benzo(b)fluoranthene	<15 µg/kg	TM218		187 M	372 M	<15 M	439 M	253 M	33.9 M
Benzo(k)fluoranthene	<14 µg/kg	TM218		52.9 M	135 M	<14 M	155 M	89.2 M	<14 M
Benzo(a)pyrene	<15 µg/kg	TM218		104 M	234 M	<15 M	241 M	156 M	<15 M
Indeno(1,2,3-cd)pyrene	<18 µg/kg	TM218		101 M	157 M	<18 M	160 M	78.2 M	<18 M
Dibenzo(a,h)anthracene	<23 µg/kg	TM218		36 M	49 M	<23 M	54.8 M	29.7 M	<23 M
Benzo(g,h,i)perylene	<24 µg/kg	TM218		125 M	184 M	<24 M	196 M	99.7 M	<24 M
PAH, Total Detected USEPA 16	<118 µg/kg	TM218		1240	4720	<118	3230	5600	1190

CERTIFICATE OF ANALYSIS

SDG:	140612-48	**Location:**	Coed Darcy	**Order Number:**	CD0705
Job:	H_ATKINS_LDC-224	**Customer:**	Atkins Global Ltd	**Report Number:**	274692
Client Reference:	Site Wide Trial Pitting	**Attention:**	Fiona McMillan	**Superseded Report:**	

PAH by GCMS

Results Legend

#	ISO17025 accredited.
M	*m*CERTS accredited.
aq	Aqueous / settled sample.
diss.filt	Dissolved / filtered sample.
tot.unfilt	Total / unfiltered sample.
*	Subcontracted test.
**	% recovery of the surrogate standard to check the efficiency of the method. The results of individual compounds within samples aren't corrected for the recovery
(F)	Trigger breach confirmed
1-5&+§@	Sample deviation (see appendix)

Component	LOD/Units	Method	Customer Sample R	TP 6056	TP 6056	TP 6057	TP 6057	TP 6057	TP 6058
			Depth (m)	0.40	0.90	0.20	0.90	1.70	0.60
			Sample Type	Soil/Solid	Soil/Solid	Soil/Solid	Soil/Solid	Soil/Solid	Soil/Solid
			Date Sampled	10/06/2014	10/06/2014	10/06/2014	10/06/2014	10/06/2014	10/06/2014
			Sample Time	.	.	.	.	.	.
			Date Received	12/06/2014	12/06/2014	12/06/2014	12/06/2014	12/06/2014	12/06/2014
			SDG Ref	140612-48	140612-48	140612-48	140612-48	140612-48	140612-48
			Lab Sample No.(s)	9426733	9426741	9426746	9426750	9426754	9426759
			AGS Reference						
Naphthalene-d8 % recovery**	%	TM218		106	104	86.1	88.2	93.8	115
Acenaphthene-d10 % recovery**	%	TM218		105	103	84.2	87.2	90.5	112
Phenanthrene-d10 % recovery**	%	TM218		102	101	82.5	85.7	87.5	104
Chrysene-d12 % recovery**	%	TM218		97.9	102	76.2	77	77.7	91.7
Perylene-d12 % recovery**	%	TM218		102	101	71.3	72.4	76.1	88
Naphthalene	<9 µg/kg	TM218		89.9 M	378 M	<9 M	25.8 M	17.2 M	35.9 M
Acenaphthylene	<12 µg/kg	TM218		36.3 M	45.6 M	<12 M	<12 M	<12 M	<12 M
Acenaphthene	<8 µg/kg	TM218		55.6 M	48 M	<8 M	28.7 M	<8 M	20 M
Fluorene	<10 µg/kg	TM218		56.3 M	368 M	<10 M	100 M	17.6 M	17.5 M
Phenanthrene	<15 µg/kg	TM218		588 M	681 M	89 M	165 M	74.5 M	204 M
Anthracene	<16 µg/kg	TM218		119 M	357 M	87.6 M	26.8 M	<16 M	20.5 M
Fluoranthene	<17 µg/kg	TM218		1240 M	334 M	85.6 M	<17 M	<17 M	244 M
Pyrene	<15 µg/kg	TM218		1030 M	427 M	58 M	<15 M	<15 M	195 M
Benz(a)anthracene	<14 µg/kg	TM218		739 M	130 M	44.7 M	<14 M	<14 M	96.6 M
Chrysene	<10 µg/kg	TM218		785 M	207 M	63.2 M	22.6 M	<10 M	126 M
Benzo(b)fluoranthene	<15 µg/kg	TM218		906 M	190 M	66.9 M	26.1 M	<15 M	132 M
Benzo(k)fluoranthene	<14 µg/kg	TM218		348 M	79.8 M	17.4 M	<14 M	<14 M	50 M
Benzo(a)pyrene	<15 µg/kg	TM218		745 M	112 M	22.3 M	<15 M	<15 M	82.5 M
Indeno(1,2,3-cd)pyrene	<18 µg/kg	TM218		557 M	76.7 M	<18 M	<18 M	<18 M	50.9 M
Dibenzo(a,h)anthracene	<23 µg/kg	TM218		166 M	33.4 M	<23 M	<23 M	<23 M	<23 M
Benzo(g,h,i)perylene	<24 µg/kg	TM218		614 M	99.4 M	<24 M	<24 M	<24 M	66.4 M
PAH, Total Detected USEPA 16	<118 µg/kg	TM218		8070	3570	535	396	<118	1340

CERTIFICATE OF ANALYSIS

SDG:	140612-48	**Location:**	Coed Darcy	**Order Number:**	CD0705
Job:	H_ATKINS_LDC-224	**Customer:**	Atkins Global Ltd	**Report Number:**	274692
Client Reference:	Site Wide Trial Pitting	**Attention:**	Fiona McMillan	**Superseded Report:**	

PAH by GCMS

Results Legend	
#	ISO17025 accredited.
M	*m*CERTS accredited.
aq	Aqueous / settled sample.
diss.filt	Dissolved / filtered sample.
tot.unfilt	Total / unfiltered sample.
*	Subcontracted test.
**	% recovery of the surrogate standard to check the efficiency of the method. The results of individual compounds within samples aren't corrected for the recovery
(F)	Trigger breach confirmed
1-5&+§@	Sample deviation (see appendix)

Component	LOD/Units	Method	Customer Sample R	TP 6058	TP 6058	TP 6058	TP 6059	TP 6059	TP 6059
			Depth (m)	1.20	2.10	3.20	0.40	1.20	2.30
			Sample Type	Soil/Solid	Soil/Solid	Soil/Solid	Soil/Solid	Soil/Solid	Soil/Solid
			Date Sampled	10/06/2014	10/06/2014	10/06/2014	10/06/2014	10/06/2014	10/06/2014
			Sample Time	.	.	.	.	.	.
			Date Received	12/06/2014	12/06/2014	12/06/2014	12/06/2014	12/06/2014	12/06/2014
			SDG Ref	140612-48	140612-48	140612-48	140612-48	140612-48	140612-48
			Lab Sample No.(s)	9426765	9426769	9426773	9426777	9426781	9426791
			AGS Reference						
Naphthalene-d8 % recovery**	%	TM218		86.7	94.8	93.2	90.7	93.9	99.2
Acenaphthene-d10 % recovery**	%	TM218		82.5	92.8	90.3	88.5	90.6	96.2
Phenanthrene-d10 % recovery**	%	TM218		78.5	89.5	87	82.1	86.5	91.8
Chrysene-d12 % recovery**	%	TM218		71.2	81.5	77.6	63.5	73.7	80.2
Perylene-d12 % recovery**	%	TM218		72.3	82.3	76.2	52	70	71.2
Naphthalene	<9 µg/kg	TM218		<9 M	<9 M	<9 M	56.6 M	<9 M	29 M
Acenaphthylene	<12 µg/kg	TM218		<12 M	<12 M	<12 M	<12 M	<12 M	<12 M
Acenaphthene	<8 µg/kg	TM218		<8 M	<8 M	<8 M	<8 M	<8 M	<8 M
Fluorene	<10 µg/kg	TM218		<10 M	<10 M	<10 M	<10 M	<10 M	<10 M
Phenanthrene	<15 µg/kg	TM218		<15 M	128 M	74 M	159 M	<15 M	148 M
Anthracene	<16 µg/kg	TM218		<16 M	47.4 M	<16 M	<16 M	<16 M	<16 M
Fluoranthene	<17 µg/kg	TM218		<17 M	79 M	<17 M	160 M	<17 M	63.8 M
Pyrene	<15 µg/kg	TM218		<15 M	62.3 M	<15 M	112 M	<15 M	58 M
Benz(a)anthracene	<14 µg/kg	TM218		<14 M	18.3 M	<14 M	59.6 M	<14 M	<14 M
Chrysene	<10 µg/kg	TM218		<10 M	38.7 M	<10 M	96.5 M	<10 M	93.5 M
Benzo(b)fluoranthene	<15 µg/kg	TM218		<15 M	50.8 M	<15 M	84.3 M	<15 M	117 M
Benzo(k)fluoranthene	<14 µg/kg	TM218		<14 M	<14 M	<14 M	24.4 M	<14 M	19.7 M
Benzo(a)pyrene	<15 µg/kg	TM218		<15 M	<15 M	<15 M	36.7 M	<15 M	17 M
Indeno(1,2,3-cd)pyrene	<18 µg/kg	TM218		<18 M	<18 M	<18 M	22.8 M	<18 M	<18 M
Dibenzo(a,h)anthracene	<23 µg/kg	TM218		<23 M	<23 M	<23 M	<23 M	<23 M	<23 M
Benzo(g,h,i)perylene	<24 µg/kg	TM218		<24 M	<24 M	<24 M	29.7 M	<24 M	31.7 M
PAH, Total Detected USEPA 16	<118 µg/kg	TM218		<118	425	<118	841	<118	577

CERTIFICATE OF ANALYSIS

SDG:	140612-48	**Location:**	Coed Darcy	**Order Number:**	CD0705
Job:	H_ATKINS_LDC-224	**Customer:**	Atkins Global Ltd	**Report Number:**	274692
Client Reference:	Site Wide Trial Pitting	**Attention:**	Fiona McMillan	**Superseded Report:**	

PAH by GCMS

Results Legend	
#	ISO17025 accredited.
M	*m*CERTS accredited.
aq	Aqueous / settled sample.
diss.filt	Dissolved / filtered sample.
tot.unfilt	Total / unfiltered sample.
*	Subcontracted test.
**	% recovery of the surrogate standard to check the efficiency of the method. The results of individual compounds within samples aren't corrected for the recovery
(F)	Trigger breach confirmed
1-5&+§@	Sample deviation (see appendix)

Component	LOD/Units	Method	Customer Sample R	TP 6059	TP 6070	TP 6070	TP 6070	TP 6070	TP 6071
			Depth (m)	3.30	0.30	1.00	2.40	3.40	0.50
			Sample Type	Soil/Solid	Soil/Solid	Soil/Solid	Soil/Solid	Soil/Solid	Soil/Solid
			Date Sampled	10/06/2014	10/06/2014	10/06/2014	10/06/2014	10/06/2014	10/06/2014
			Sample Time	.	.	.	.	.	.
			Date Received	12/06/2014	12/06/2014	12/06/2014	12/06/2014	12/06/2014	12/06/2014
			SDG Ref	140612-48	140612-48	140612-48	140612-48	140612-48	140612-48
			Lab Sample No.(s)	9426795	9426799	9426803	9426807	9426813	9426817
			AGS Reference						
Naphthalene-d8 % recovery**	%	TM218		94.3	89.7	99.2	98.7	117	113
Acenaphthene-d10 % recovery**	%	TM218		90.6	88.4	99.5	94.8	112	114
Phenanthrene-d10 % recovery**	%	TM218		87.3	86.3	96.7	91.1	107	113
Chrysene-d12 % recovery**	%	TM218		77.3	78.1	87.6	79.3	94.1	102
Perylene-d12 % recovery**	%	TM218		74.9	76.1	84.4	75.1	91	98.8
Naphthalene	<9 µg/kg	TM218		11.8 M	106 M	249 M	274 M	284 M	157 M
Acenaphthylene	<12 µg/kg	TM218		<12 M	45.7 M	<12 M	<12 M	<12 M	<12 M
Acenaphthene	<8 µg/kg	TM218		<8 M	13.7 M	<8 M	14.7 M	<8 M	<8 M
Fluorene	<10 µg/kg	TM218		<10 M	22 M	53.5 M	40.4 M	39.3 M	14.5 M
Phenanthrene	<15 µg/kg	TM218		85.2 M	161 M	101 M	68.2 M	59.1 M	109 M
Anthracene	<16 µg/kg	TM218		<16 M	71.8 M	<16 M	<16 M	<16 M	<16 M
Fluoranthene	<17 µg/kg	TM218		48.8 M	398 M	69 M	20.4 M	27.9 M	63.1 M
Pyrene	<15 µg/kg	TM218		78 M	403 M	65.7 M	18.4 M	28.2 M	52.1 M
Benz(a)anthracene	<14 µg/kg	TM218		<14 M	287 M	23.4 M	<14 M	40.4 M	<14 M
Chrysene	<10 µg/kg	TM218		37.1 M	343 M	61.3 M	17.3 M	<10 M	49.2 M
Benzo(b)fluoranthene	<15 µg/kg	TM218		59.2 M	570 M	<15 M	22.3 M	41.4 M	41.4 M
Benzo(k)fluoranthene	<14 µg/kg	TM218		<14 M	210 M	30.8 M	<14 M	<14 M	<14 M
Benzo(a)pyrene	<15 µg/kg	TM218		<15 M	283 M	50 M	<15 M	<15 M	<15 M
Indeno(1,2,3-cd)pyrene	<18 µg/kg	TM218		<18 M	267 M	36.3 M	<18 M	<18 M	<18 M
Dibenzo(a,h)anthracene	<23 µg/kg	TM218		<23 M	108 M	<23 M	<23 M	<23 M	<23 M
Benzo(g,h,i)perylene	<24 µg/kg	TM218		<24 M	325 M	47.8 M	<24 M	<24 M	<24 M
PAH, Total Detected USEPA 16	<118 µg/kg	TM218		320	3610	788	476	521	486

CERTIFICATE OF ANALYSIS

SDG:	140612-48	**Location:**	Coed Darcy	**Order Number:**	CD0705
Job:	H_ATKINS_LDC-224	**Customer:**	Atkins Global Ltd	**Report Number:**	274692
Client Reference:	Site Wide Trial Pitting	**Attention:**	Fiona McMillan	**Superseded Report:**	

PAH by GCMS

Results Legend	
#	ISO17025 accredited.
M	*m*CERTS accredited.
aq	Aqueous / settled sample.
diss.filt	Dissolved / filtered sample.
tot.unfilt	Total / unfiltered sample.
*	Subcontracted test.
**	% recovery of the surrogate standard to check the efficiency of the method. The results of individual compounds within samples aren't corrected for the recovery
(F)	Trigger breach confirmed
1-5&+§@	Sample deviation (see appendix)

Component	LOD/Units	Method	Customer Sample R	TP 6071	TP 6071	TP 6071	TP 6072	TP 6072	TP 6072
			Depth (m)	1.70	2.70	3.70	0.60	1.40	2.00
			Sample Type	Soil/Solid	Soil/Solid	Soil/Solid	Soil/Solid	Soil/Solid	Soil/Solid
			Date Sampled	10/06/2014	10/06/2014	10/06/2014	10/06/2014	10/06/2014	10/06/2014
			Sample Time	.	.	.	.	.	.
			Date Received	12/06/2014	12/06/2014	12/06/2014	12/06/2014	12/06/2014	12/06/2014
			SDG Ref	140612-48	140612-48	140612-48	140612-48	140612-48	140612-48
			Lab Sample No.(s)	9426822	9426826	9426830	9426840	9426844	9426849
			AGS Reference						
Naphthalene-d8 % recovery**	%	TM218		92.8	96	96.7	116	88.2	103
Acenaphthene-d10 % recovery**	%	TM218		89.9	92.4	93.4	116	84.4	99.3
Phenanthrene-d10 % recovery**	%	TM218		86.4	88.6	89.2	114	80.6	96.9
Chrysene-d12 % recovery**	%	TM218		77.5	78.1	75.8	104	69.2	91.2
Perylene-d12 % recovery**	%	TM218		77.1	75.7	69.4	98.3	65.7	88.5
Naphthalene	<9 µg/kg	TM218		139 M	84 M	18.5 M	21.2 M	<9 M	182 M
Acenaphthylene	<12 µg/kg	TM218		<12 M	<12 M	<12 M	<12 M	<12 M	<12 M
Acenaphthene	<8 µg/kg	TM218		<8 M	<8 M	<8 M	<8 M	<8 M	<8 M
Fluorene	<10 µg/kg	TM218		17.7 M	15.9 M	<10 M	<10 M	<10 M	196 M
Phenanthrene	<15 µg/kg	TM218		35.8 M	41.5 M	42.2 M	139 M	<15 M	415 M
Anthracene	<16 µg/kg	TM218		<16 M	<16 M	<16 M	<16 M	<16 M	146 M
Fluoranthene	<17 µg/kg	TM218		<17 M	45 M	<17 M	<17 M	<17 M	<17 M
Pyrene	<15 µg/kg	TM218		<15 M	37.8 M	<15 M	<15 M	<15 M	<15 M
Benz(a)anthracene	<14 µg/kg	TM218		<14 M	34 M	<14 M	<14 M	<14 M	<14 M
Chrysene	<10 µg/kg	TM218		<10 M	21.6 M	<10 M	64.6 M	<10 M	<10 M
Benzo(b)fluoranthene	<15 µg/kg	TM218		<15 M	32.2 M	<15 M	65.8 M	<15 M	<15 M
Benzo(k)fluoranthene	<14 µg/kg	TM218		<14 M	<14 M	<14 M	<14 M	<14 M	<14 M
Benzo(a)pyrene	<15 µg/kg	TM218		<15 M	<15 M	<15 M	<15 M	<15 M	<15 M
Indeno(1,2,3-cd)pyrene	<18 µg/kg	TM218		<18 M	<18 M	<18 M	<18 M	<18 M	<18 M
Dibenzo(a,h)anthracene	<23 µg/kg	TM218		<23 M	<23 M	<23 M	<23 M	<23 M	<23 M
Benzo(g,h,i)perylene	<24 µg/kg	TM218		<24 M	<24 M	<24 M	<24 M	<24 M	<24 M
PAH, Total Detected USEPA 16	<118 µg/kg	TM218		192	312	<118	291	<118	939

CERTIFICATE OF ANALYSIS

SDG:	140612-48	**Location:**	Coed Darcy	**Order Number:**	CD0705
Job:	H_ATKINS_LDC-224	**Customer:**	Atkins Global Ltd	**Report Number:**	274692
Client Reference:	Site Wide Trial Pitting	**Attention:**	Fiona McMillan	**Superseded Report:**	

PAH by GCMS

Results Legend	
#	ISO17025 accredited.
M	*m*CERTS accredited.
aq	Aqueous / settled sample.
diss.filt	Dissolved / filtered sample.
tot.unfilt	Total / unfiltered sample.
*	Subcontracted test.
**	% recovery of the surrogate standard to check the efficiency of the method. The results of individual compounds within samples aren't corrected for the recovery
(F)	Trigger breach confirmed
1-5&+§@	Sample deviation (see appendix)

Component	LOD/Units	Method	Customer Sample R	TP 6072	TP 6073	TP 6073	TP 6073	TP 6073	TP 6074
			Depth (m)	3.50	0.40	1.30	2.50	3.70	0.30
			Sample Type	Soil/Solid	Soil/Solid	Soil/Solid	Soil/Solid	Soil/Solid	Soil/Solid
			Date Sampled	10/06/2014	10/06/2014	10/06/2014	10/06/2014	10/06/2014	10/06/2014
			Sample Time	.	.	.	.	.	.
			Date Received	12/06/2014	12/06/2014	12/06/2014	12/06/2014	12/06/2014	12/06/2014
			SDG Ref	140612-48	140612-48	140612-48	140612-48	140612-48	140612-48
			Lab Sample No.(s)	9426854	9426859	9426863	9426869	9426874	9426878
			AGS Reference						
Naphthalene-d8 % recovery**	%	TM218		98.3	105	96.9	103	94.6	127
Acenaphthene-d10 % recovery**	%	TM218		96.3	103	90.7	99.6	91.4	127
Phenanthrene-d10 % recovery**	%	TM218		94.4	98.9	87.2	96.4	88.5	124
Chrysene-d12 % recovery**	%	TM218		88.9	88.3	74.3	88.3	78.9	114
Perylene-d12 % recovery**	%	TM218		83.4	86.8	70.4	87.5	77.9	112
Naphthalene	<9 µg/kg	TM218		1080 M	17.9 M	315 M	470 M	423 M	87.9 M
Acenaphthylene	<12 µg/kg	TM218		<12 M	<12 M	<12 M	<12 M	<12 M	<12 M
Acenaphthene	<8 µg/kg	TM218		23.9 M	<8 M	<8 M	<8 M	<8 M	<8 M
Fluorene	<10 µg/kg	TM218		358 M	<10 M	<10 M	<10 M	<10 M	<10 M
Phenanthrene	<15 µg/kg	TM218		817 M	49.1 M	<15 M	176 M	104 M	113 M
Anthracene	<16 µg/kg	TM218		209 M	<16 M	<16 M	<16 M	<16 M	<16 M
Fluoranthene	<17 µg/kg	TM218		28 M	22.2 M	<17 M	34 M	23.7 M	141 M
Pyrene	<15 µg/kg	TM218		76.5 M	20 M	<15 M	17 M	18.4 M	117 M
Benz(a)anthracene	<14 µg/kg	TM218		<14 M	<14 M	<14 M	<14 M	<14 M	108 M
Chrysene	<10 µg/kg	TM218		39.6 M	37.2 M	<10 M	102 M	<10 M	153 M
Benzo(b)fluoranthene	<15 µg/kg	TM218		40.5 M	41 M	<15 M	106 M	<15 M	258 M
Benzo(k)fluoranthene	<14 µg/kg	TM218		<14 M	<14 M	<14 M	<14 M	<14 M	72.5 M
Benzo(a)pyrene	<15 µg/kg	TM218		<15 M	<15 M	<15 M	<15 M	<15 M	101 M
Indeno(1,2,3-cd)pyrene	<18 µg/kg	TM218		<18 M	<18 M	<18 M	<18 M	<18 M	100 M
Dibenzo(a,h)anthracene	<23 µg/kg	TM218		<23 M	<23 M	<23 M	<23 M	<23 M	40.1 M
Benzo(g,h,i)perylene	<24 µg/kg	TM218		<24 M	<24 M	<24 M	<24 M	<24 M	118 M
PAH, Total Detected USEPA 16	<118 µg/kg	TM218		2670	187	315	905	570	1410

CERTIFICATE OF ANALYSIS

SDG:	140612-48	**Location:**	Coed Darcy	**Order Number:**	CD0705
Job:	H_ATKINS_LDC-224	**Customer:**	Atkins Global Ltd	**Report Number:**	274692
Client Reference:	Site Wide Trial Pitting	**Attention:**	Fiona McMillan	**Superseded Report:**	

PAH by GCMS

Results Legend	
#	ISO17025 accredited.
M	*m*CERTS accredited.
aq	Aqueous / settled sample.
diss.filt	Dissolved / filtered sample.
tot.unfilt	Total / unfiltered sample.
*	Subcontracted test.
**	% recovery of the surrogate standard to check the efficiency of the method. The results of individual compounds within samples aren't corrected for the recovery
(F)	Trigger breach confirmed
1-5&+§@	Sample deviation (see appendix)

Component	LOD/Units	Method	Customer Sample R	TP 6074	TP 6074	TP 6074	TP 6075	TP 6075	TP 6075
			Depth (m)	1.50	2.50	3.50	0.70	2.00	3.10
			Sample Type	Soil/Solid	Soil/Solid	Soil/Solid	Soil/Solid	Soil/Solid	Soil/Solid
			Date Sampled	10/06/2014	10/06/2014	10/06/2014	10/06/2014	10/06/2014	10/06/2014
			Sample Time	.	.	.	.	.	.
			Date Received	12/06/2014	12/06/2014	12/06/2014	12/06/2014	12/06/2014	12/06/2014
			SDG Ref	140612-48	140612-48	140612-48	140612-48	140612-48	140612-48
			Lab Sample No.(s)	9426882	9426893	9426897	9426901	9426907	9426913
			AGS Reference						
Naphthalene-d8 % recovery**	%	TM218		105	97.3	101	141	101	95.7
Acenaphthene-d10 % recovery**	%	TM218		94.1	100	98.9	135	98.5	93.4
Phenanthrene-d10 % recovery**	%	TM218		86.3	101	95.8	128	96.5	91.5
Chrysene-d12 % recovery**	%	TM218		70.4	94.1	87.8	114	86.9	81.8
Perylene-d12 % recovery**	%	TM218		65.9	96.7	84.9	111	84.5	80.2
Naphthalene	<9 µg/kg	TM218		126 M	15.3 M	22.9 M	<9 M	637 M	501 M
Acenaphthylene	<12 µg/kg	TM218		<12 M	<12 M	<12 M	<12 M	<12 M	<12 M
Acenaphthene	<8 µg/kg	TM218		<8 M	<8 M	<8 M	<8 M	44.4 M	46.2 M
Fluorene	<10 µg/kg	TM218		18.9 M	<10 M	14.4 M	<10 M	209 M	183 M
Phenanthrene	<15 µg/kg	TM218		56.4 M	77.8 M	77.7 M	<15 M	238 M	319 M
Anthracene	<16 µg/kg	TM218		<16 M	<16 M	<16 M	<16 M	46.1 M	62.3 M
Fluoranthene	<17 µg/kg	TM218		51.2 M	<17 M	<17 M	<17 M	<17 M	50.3 M
Pyrene	<15 µg/kg	TM218		45.1 M	21 M	19.4 M	<15 M	18.4 M	61.8 M
Benz(a)anthracene	<14 µg/kg	TM218		22.3 M	<14 M	<14 M	<14 M	<14 M	28.2 M
Chrysene	<10 µg/kg	TM218		30.3 M	48.1 M	39.4 M	<10 M	<10 M	45.7 M
Benzo(b)fluoranthene	<15 µg/kg	TM218		40.2 M	76 M	48.5 M	<15 M	<15 M	60 M
Benzo(k)fluoranthene	<14 µg/kg	TM218		<14 M	<14 M	<14 M	<14 M	<14 M	<14 M
Benzo(a)pyrene	<15 µg/kg	TM218		<15 M	<15 M	<15 M	<15 M	<15 M	<15 M
Indeno(1,2,3-cd)pyrene	<18 µg/kg	TM218		<18 M	<18 M	<18 M	<18 M	<18 M	<18 M
Dibenzo(a,h)anthracene	<23 µg/kg	TM218		<23 M	<23 M	<23 M	<23 M	<23 M	<23 M
Benzo(g,h,i)perylene	<24 µg/kg	TM218		<24 M	<24 M	<24 M	<24 M	<24 M	<24 M
PAH, Total Detected USEPA 16	<118 µg/kg	TM218		391	238	222	<118	1190	1360

CERTIFICATE OF ANALYSIS

SDG:	140612-48	**Location:**	Coed Darcy	**Order Number:**	CD0705
Job:	H_ATKINS_LDC-224	**Customer:**	Atkins Global Ltd	**Report Number:**	274692
Client Reference:	Site Wide Trial Pitting	**Attention:**	Fiona McMillan	**Superseded Report:**	

PAH by GCMS

Results Legend	
#	ISO17025 accredited.
M	*m*CERTS accredited.
aq	Aqueous / settled sample.
diss.filt	Dissolved / filtered sample.
tot.unfilt	Total / unfiltered sample.
*	Subcontracted test.
**	% recovery of the surrogate standard to check the efficiency of the method. The results of individual compounds within samples aren't corrected for the recovery
(F)	Trigger breach confirmed
1-5&+§@	Sample deviation (see appendix)

Component	LOD/Units	Method	Customer Sample R	TP 6075	TP 6076	TP 6076	TP 6076	TP 6076	TP 6077
			Depth (m)	4.50	0.50	1.20	2.20	3.70	0.50
			Sample Type	Soil/Solid	Soil/Solid	Soil/Solid	Soil/Solid	Soil/Solid	Soil/Solid
			Date Sampled	10/06/2014	10/06/2014	10/06/2014	10/06/2014	10/06/2014	10/06/2014
			Sample Time	.	.	.	.	.	.
			Date Received	12/06/2014	12/06/2014	12/06/2014	12/06/2014	12/06/2014	12/06/2014
			SDG Ref	140612-48	140612-48	140612-48	140612-48	140612-48	140612-48
			Lab Sample No.(s)	9426917	9426923	9426927	9426935	9426942	9426951
			AGS Reference						
Naphthalene-d8 % recovery**	%	TM218		95.5	126	111	102	94.4	118
Acenaphthene-d10 % recovery**	%	TM218		92.6	125	105	104	92	118
Phenanthrene-d10 % recovery**	%	TM218		89.9	122	100	104	88	116
Chrysene-d12 % recovery**	%	TM218		80.8	110	83.9	94	79.6	109
Perylene-d12 % recovery**	%	TM218		79.2	104	75.4	93.6	78.5	109
Naphthalene	<9 µg/kg	TM218		290 M	62.2 M	12.2 M	137 M	76.7 M	301 M
Acenaphthylene	<12 µg/kg	TM218		<12 M	<12 M	<12 M	<12 M	<12 M	<12 M
Acenaphthene	<8 µg/kg	TM218		31.4 M	17.1 M	<8 M	12.4 M	<8 M	<8 M
Fluorene	<10 µg/kg	TM218		152 M	17.2 M	<10 M	30 M	<10 M	<10 M
Phenanthrene	<15 µg/kg	TM218		204 M	363 M	67.2 M	96.2 M	74.1 M	59.8 M
Anthracene	<16 µg/kg	TM218		29 M	24.5 M	<16 M	<16 M	<16 M	<16 M
Fluoranthene	<17 µg/kg	TM218		<17 M	528 M	<17 M	<17 M	<17 M	<17 M
Pyrene	<15 µg/kg	TM218		21.2 M	385 M	<15 M	18.5 M	19.8 M	29 M
Benz(a)anthracene	<14 µg/kg	TM218		<14 M	203 M	<14 M	<14 M	<14 M	<14 M
Chrysene	<10 µg/kg	TM218		<10 M	330 M	<10 M	31.9 M	<10 M	30 M
Benzo(b)fluoranthene	<15 µg/kg	TM218		<15 M	430 M	<15 M	43.1 M	<15 M	56.4 M
Benzo(k)fluoranthene	<14 µg/kg	TM218		<14 M	150 M	<14 M	<14 M	<14 M	<14 M
Benzo(a)pyrene	<15 µg/kg	TM218		<15 M	168 M	<15 M	<15 M	<15 M	<15 M
Indeno(1,2,3-cd)pyrene	<18 µg/kg	TM218		<18 M	153 M	<18 M	<18 M	<18 M	<18 M
Dibenzo(a,h)anthracene	<23 µg/kg	TM218		<23 M	56.6 M	<23 M	<23 M	<23 M	<23 M
Benzo(g,h,i)perylene	<24 µg/kg	TM218		<24 M	181 M	<24 M	<24 M	<24 M	<24 M
PAH, Total Detected USEPA 16	<118 µg/kg	TM218		728	3070	<118	369	171	476

CERTIFICATE OF ANALYSIS

SDG:	140612-48	**Location:**	Coed Darcy	**Order Number:**	CD0705
Job:	H_ATKINS_LDC-224	**Customer:**	Atkins Global Ltd	**Report Number:**	274692
Client Reference:	Site Wide Trial Pitting	**Attention:**	Fiona McMillan	**Superseded Report:**	

PAH by GCMS

Results Legend	
#	ISO17025 accredited.
M	*m*CERTS accredited.
aq	Aqueous / settled sample.
diss.filt	Dissolved / filtered sample.
tot.unfilt	Total / unfiltered sample.
*	Subcontracted test.
**	% recovery of the surrogate standard to check the efficiency of the method. The results of individual compounds within samples aren't corrected for the recovery
(F)	Trigger breach confirmed
1-5&+§@	Sample deviation (see appendix)

Component	LOD/Units	Method	Customer Sample R	TP 6077	TP 6077	TP 6077			
			Depth (m)	1.50	2.20	3.10			
			Sample Type	Soil/Solid	Soil/Solid	Soil/Solid			
			Date Sampled	10/06/2014	10/06/2014	10/06/2014			
			Sample Time	.	.	.			
			Date Received	12/06/2014	12/06/2014	12/06/2014			
			SDG Ref	140612-48	140612-48	140612-48			
			Lab Sample No.(s)	9426958	9426963	9426969			
			AGS Reference						
Naphthalene-d8 % recovery**	%	TM218		108	98.4	94.1			
Acenaphthene-d10 % recovery**	%	TM218		106	95.4	91.8			
Phenanthrene-d10 % recovery**	%	TM218		102	91.2	88.5			
Chrysene-d12 % recovery**	%	TM218		89.6	79.7	80.3			
Perylene-d12 % recovery**	%	TM218		80.3	70.9	80.1			
Naphthalene	<9 µg/kg	TM218		488 M	149 M	277 M			
Acenaphthylene	<12 µg/kg	TM218		<12 M	<12 M	<12 M			
Acenaphthene	<8 µg/kg	TM218		<8 M	<8 M	<8 M			
Fluorene	<10 µg/kg	TM218		<10 M	<10 M	<10 M			
Phenanthrene	<15 µg/kg	TM218		59.9 M	84.2 M	42.2 M			
Anthracene	<16 µg/kg	TM218		<16 M	<16 M	<16 M			
Fluoranthene	<17 µg/kg	TM218		<17 M	<17 M	<17 M			
Pyrene	<15 µg/kg	TM218		<15 M	19.2 M	<15 M			
Benz(a)anthracene	<14 µg/kg	TM218		16.4 M	<14 M	<14 M			
Chrysene	<10 µg/kg	TM218		25.2 M	48.6 M	<10 M			
Benzo(b)fluoranthene	<15 µg/kg	TM218		45.3 M	56.1 M	<15 M			
Benzo(k)fluoranthene	<14 µg/kg	TM218		<14 M	<14 M	<14 M			
Benzo(a)pyrene	<15 µg/kg	TM218		<15 M	<15 M	<15 M			
Indeno(1,2,3-cd)pyrene	<18 µg/kg	TM218		<18 M	<18 M	<18 M			
Dibenzo(a,h)anthracene	<23 µg/kg	TM218		<23 M	<23 M	<23 M			
Benzo(g,h,i)perylene	<24 µg/kg	TM218		<24 M	<24 M	<24 M			
PAH, Total Detected USEPA 16	<118 µg/kg	TM218		635	357	319			

CERTIFICATE OF ANALYSIS

SDG:	140612-48	**Location:**	Coed Darcy	**Order Number:**	CD0705
Job:	H_ATKINS_LDC-224	**Customer:**	Atkins Global Ltd	**Report Number:**	274692
Client Reference:	Site Wide Trial Pitting	**Attention:**	Fiona McMillan	**Superseded Report:**	

TPH CWG (S)

Results Legend	
#	ISO17025 accredited.
M	*m*CERTS accredited.
aq	Aqueous / settled sample.
diss.filt	Dissolved / filtered sample.
tot.unfilt	Total / unfiltered sample.
*	Subcontracted test.
**	% recovery of the surrogate standard to check the efficiency of the method. The results of individual compounds within samples aren't corrected for the recovery
(F)	Trigger breach confirmed
1-5&+§@	Sample deviation (see appendix)

Component	LOD/Units	Method	Customer Sample R	TP 6050	TP 6050	TP 6050	TP 6051	TP 6051	TP 6051
			Depth (m)	0.40	1.50	2.50	0.30	0.90	1.90
			Sample Type	Soil/Solid	Soil/Solid	Soil/Solid	Soil/Solid	Soil/Solid	Soil/Solid
			Date Sampled	10/06/2014	10/06/2014	10/06/2014	10/06/2014	10/06/2014	10/06/2014
			Sample Time	.	.	.	.	.	.
			Date Received	12/06/2014	12/06/2014	12/06/2014	12/06/2014	12/06/2014	12/06/2014
			SDG Ref	140612-48	140612-48	140612-48	140612-48	140612-48	140612-48
			Lab Sample No.(s)	9426834	9426888	9426946	9426974	9426978	9426982
			AGS Reference						
GRO Surrogate % recovery**	%	TM089		93	115	96	91	99	113
GRO TOT (Moisture Corrected)	<44 µg/kg	TM089		104000 M	5010000 3 M	1740000 M	1110 M	47300 M	281000 M
Methyl tertiary butyl ether (MTBE)	<5 µg/kg	TM089		<20 M	<100 M	<100 M	<20 M	<20 M	<20 M
Benzene	<10 µg/kg	TM089		<40 M	<200 M	<200 M	<40 M	<40 M	<40 M
Toluene	<2 µg/kg	TM089		<8 M	<40 M	<40 M	<8 M	<8 M	<8 M
Ethylbenzene	<3 µg/kg	TM089		<12 M	<60 M	<60 M	<12 M	<12 M	<12 M
m,p-Xylene	<6 µg/kg	TM089		<24 M	<120 M	<120 M	<24 M	<24 M	<24 M
o-Xylene	<3 µg/kg	TM089		<12 M	<60 M	<60 M	<12 M	<12 M	<12 M
sum of detected mpo xylene by GC	<9 µg/kg	TM089		<36	<9	<9	<36	<36	<36
sum of detected BTEX by GC	<24 µg/kg	TM089		<96	<24	<24	<96	<96	<96
Aliphatics >C5-C6	<10 µg/kg	TM089		<40	1180 3	5730	<40	<40	481
Aliphatics >C6-C8	<10 µg/kg	TM089		48.5	36600 3	133000	207	633	6080
Aliphatics >C8-C10	<10 µg/kg	TM089		20800	1660000 3	449000	315	6760	75400
Aliphatics >C10-C12	<10 µg/kg	TM089		41400	1320000 3	509000	222	21200	89100
Aliphatics >C12-C16	<100 µg/kg	TM173		57100	755000	340000	4180	85100	23400
Aliphatics >C16-C21	<100 µg/kg	TM173		79000	66800	34400	<100	66700	8520
Aliphatics >C21-C35	<100 µg/kg	TM173		92000	23000	5360	3080	5280	<100
Aliphatics >C35-C44	<100 µg/kg	TM173		6070	3270	<100	<100	<100	<100
Total Aliphatics >C12-C44	<100 µg/kg	TM173		234000	848000	380000	7260	157000	31900
Aromatics >EC5-EC7	<10 µg/kg	TM089		<40	<200 3	<200	<40	<40	<40
Aromatics >EC7-EC8	<10 µg/kg	TM089		<40	<200 3	<200	<40	<40	<40
Aromatics >EC8-EC10	<10 µg/kg	TM089		13900	1110000 3	299000	210	4510	50300
Aromatics >EC10-EC12	<10 µg/kg	TM089		27600	882000 3	340000	147	14200	59400
Aromatics >EC12-EC16	<100 µg/kg	TM173		5150	210000	20200	2020	15600	1080
Aromatics >EC16-EC21	<100 µg/kg	TM173		13800	27800	5600	<100	24200	1150
Aromatics >EC21-EC35	<100 µg/kg	TM173		74000	11900	<100	20700	<100	<100
Aromatics >EC35-EC44	<100 µg/kg	TM173		25700	<100	<100	14000	<100	<100
Aromatics >EC40-EC44	<100 µg/kg	TM173		8960	<100	<100	4770	<100	<100
Total Aromatics >EC12-EC44	<100 µg/kg	TM173		119000	250000	25800	36700	39900	2230
Total Aliphatics & Aromatics >C5-C44	<100 µg/kg	TM173		457000	6110000	2140000	45100	244000	315000

CERTIFICATE OF ANALYSIS

SDG:	140612-48	**Location:**	Coed Darcy	**Order Number:**	CD0705
Job:	H_ATKINS_LDC-224	**Customer:**	Atkins Global Ltd	**Report Number:**	274692
Client Reference:	Site Wide Trial Pitting	**Attention:**	Fiona McMillan	**Superseded Report:**	

TPH CWG (S)

Results Legend	
#	ISO17025 accredited.
M	*m*CERTS accredited.
aq	Aqueous / settled sample.
diss.filt	Dissolved / filtered sample.
tot.unfilt	Total / unfiltered sample.
*	Subcontracted test.
**	% recovery of the surrogate standard to check the efficiency of the method. The results of individual compounds within samples aren't corrected for the recovery
(F)	Trigger breach confirmed
1-5&+§@	Sample deviation (see appendix)

Component	LOD/Units	Method	Customer Sample R	TP 6052	TP 6052	TP 6052	TP 6053	TP 6053	TP 6053
			Depth (m)	0.40	1.30	2.50	0.20	1.20	2.50
			Sample Type	Soil/Solid	Soil/Solid	Soil/Solid	Soil/Solid	Soil/Solid	Soil/Solid
			Date Sampled	10/06/2014	10/06/2014	10/06/2014	10/06/2014	10/06/2014	10/06/2014
			Sample Time	.	.	.	.	.	.
			Date Received	12/06/2014	12/06/2014	12/06/2014	12/06/2014	12/06/2014	12/06/2014
			SDG Ref	140612-48	140612-48	140612-48	140612-48	140612-48	140612-48
			Lab Sample No.(s)	9426680	9426737	9426787	9426686	9426691	9426695
			AGS Reference						
GRO Surrogate % recovery**	%	TM089		131	101	113	105	129	96
GRO TOT (Moisture Corrected)	<44 µg/kg	TM089		42600 M	55800 M	128000 M	188000 M	228000 M	35400 M
Methyl tertiary butyl ether (MTBE)	<5 µg/kg	TM089		<20 M	<20 M	<100 M	<20 M	<20 M	<20 M
Benzene	<10 µg/kg	TM089		<40 M	<40 M	<200 M	<40 M	<40 M	<40 M
Toluene	<2 µg/kg	TM089		<8 M	<8 M	<40 M	<8 M	<8 M	<8 M
Ethylbenzene	<3 µg/kg	TM089		<12 M	<12 M	<60 M	<12 M	<12 M	<12 M
m,p-Xylene	<6 µg/kg	TM089		<24 M	<24 M	<120 M	<24 M	<24 M	<24 M
o-Xylene	<3 µg/kg	TM089		<12 M	<12 M	<60 M	<12 M	<12 M	<12 M
sum of detected mpo xylene by GC	<9 µg/kg	TM089		<36	<36	<9	<36	<36	<36
sum of detected BTEX by GC	<24 µg/kg	TM089		<96	<96	<24	<96	<96	<96
Aliphatics >C5-C6	<10 µg/kg	TM089		103	931	2280	<40	43.6	<40
Aliphatics >C6-C8	<10 µg/kg	TM089		2400	6170	31700	3140	4800	568
Aliphatics >C8-C10	<10 µg/kg	TM089		13100	16600	33000	50600	59300	10100
Aliphatics >C10-C12	<10 µg/kg	TM089		11000	12600	23400	60100	74600	10700
Aliphatics >C12-C16	<100 µg/kg	TM173		1860	24400	109000	493000	287000	<100
Aliphatics >C16-C21	<100 µg/kg	TM173		4650	66700	68900	27400	57300	<100
Aliphatics >C21-C35	<100 µg/kg	TM173		3890	36600	20200	10600	<100	<100
Aliphatics >C35-C44	<100 µg/kg	TM173		522	3840	1460	<100	<100	<100
Total Aliphatics >C12-C44	<100 µg/kg	TM173		10900	132000	199000	531000	344000	<100
Aromatics >EC5-EC7	<10 µg/kg	TM089		<40	<40	<200	<40	<40	<40
Aromatics >EC7-EC8	<10 µg/kg	TM089		<40	<40	<200	<40	<40	<40
Aromatics >EC8-EC10	<10 µg/kg	TM089		8710	11100	22000	33700	39500	6760
Aromatics >EC10-EC12	<10 µg/kg	TM089		7340	8400	15600	40100	49700	7140
Aromatics >EC12-EC16	<100 µg/kg	TM173		3150	1360	2650	25600	13900	<100
Aromatics >EC16-EC21	<100 µg/kg	TM173		3820	8320	7990	3310	3060	<100
Aromatics >EC21-EC35	<100 µg/kg	TM173		10700	24800	5760	14000	<100	<100
Aromatics >EC35-EC44	<100 µg/kg	TM173		8850	11000	2710	5840	<100	<100
Aromatics >EC40-EC44	<100 µg/kg	TM173		3480	4180	661	1040	<100	<100
Total Aromatics >EC12-EC44	<100 µg/kg	TM173		26600	45500	19100	48700	16900	<100
Total Aliphatics & Aromatics >C5-C44	<100 µg/kg	TM173		80100	233000	347000	768000	589000	35400

CERTIFICATE OF ANALYSIS

SDG:	140612-48	**Location:**	Coed Darcy	**Order Number:**	CD0705
Job:	H_ATKINS_LDC-224	**Customer:**	Atkins Global Ltd	**Report Number:**	274692
Client Reference:	Site Wide Trial Pitting	**Attention:**	Fiona McMillan	**Superseded Report:**	

TPH CWG (S)

Results Legend	
#	ISO17025 accredited.
M	*m*CERTS accredited.
aq	Aqueous / settled sample.
diss.filt	Dissolved / filtered sample.
tot.unfilt	Total / unfiltered sample.
*	Subcontracted test.
**	% recovery of the surrogate standard to check the efficiency of the method. The results of individual compounds within samples aren't corrected for the recovery
(F)	Trigger breach confirmed
1-5&+§@	Sample deviation (see appendix)

Component	LOD/Units	Method	Customer Sample R	TP 6054	TP 6054	TP 6054	TP 6055	TP 6055	TP 6055
			Depth (m)	0.40	0.90	1.70	0.40	1.20	2.40
			Sample Type	Soil/Solid	Soil/Solid	Soil/Solid	Soil/Solid	Soil/Solid	Soil/Solid
			Date Sampled	10/06/2014	10/06/2014	10/06/2014	10/06/2014	10/06/2014	10/06/2014
			Sample Time	.	.	.	.	.	.
			Date Received	12/06/2014	12/06/2014	12/06/2014	12/06/2014	12/06/2014	12/06/2014
			SDG Ref	140612-48	140612-48	140612-48	140612-48	140612-48	140612-48
			Lab Sample No.(s)	9426700	9426705	9426709	9426715	9426721	9426728
			AGS Reference						
GRO Surrogate % recovery**	%	TM089		97	103	129	71	93	108
GRO TOT (Moisture Corrected)	<44 µg/kg	TM089		19500 M	545000 M	144000 M	13900 M	1190000 M	128000 M
Methyl tertiary butyl ether (MTBE)	<5 µg/kg	TM089		<20 M	<50 M	<20 M	<20 M	<100 M	<20 M
Benzene	<10 µg/kg	TM089		<40 M	<100 M	<40 M	<40 M	<200 M	<40 M
Toluene	<2 µg/kg	TM089		<8 M	<20 M	<8 M	29.5 M	<40 M	<8 M
Ethylbenzene	<3 µg/kg	TM089		<12 M	<30 M	<12 M	<12 M	<60 M	<12 M
m,p-Xylene	<6 µg/kg	TM089		<24 M	<60 M	<24 M	<24 M	<120 M	<24 M
o-Xylene	<3 µg/kg	TM089		<12 M	<30 M	<12 M	<12 M	<60 M	<12 M
sum of detected mpo xylene by GC	<9 µg/kg	TM089		<36	<9	<36	<36	<9	<36
sum of detected BTEX by GC	<24 µg/kg	TM089		<96	<24	<96	<96	<24	<96
Aliphatics >C5-C6	<10 µg/kg	TM089		<40	715	189	57.6	<200	<40
Aliphatics >C6-C8	<10 µg/kg	TM089		223	60200	13300	279	12700	1950
Aliphatics >C8-C10	<10 µg/kg	TM089		5240	137000	38300	2530	294000	24200
Aliphatics >C10-C12	<10 µg/kg	TM089		6330	154000	40300	5580	414000	51200
Aliphatics >C12-C16	<100 µg/kg	TM173		24600	2770000	7430	2540	1230000	410000
Aliphatics >C16-C21	<100 µg/kg	TM173		78600	111000	<100	19200	637000	331000
Aliphatics >C21-C35	<100 µg/kg	TM173		73200	6170	<100	52700	165000	85700
Aliphatics >C35-C44	<100 µg/kg	TM173		4720	<100	<100	6700	4570	815
Total Aliphatics >C12-C44	<100 µg/kg	TM173		181000	2890000	7430	81100	2030000	827000
Aromatics >EC5-EC7	<10 µg/kg	TM089		<40	159	<40	<40	<200	<40
Aromatics >EC7-EC8	<10 µg/kg	TM089		<40	<100	<40	<40	<200	<40
Aromatics >EC8-EC10	<10 µg/kg	TM089		3490	91300	25500	1690	196000	16100
Aromatics >EC10-EC12	<10 µg/kg	TM089		4220	102000	26800	3720	276000	34100
Aromatics >EC12-EC16	<100 µg/kg	TM173		4200	191000	<100	1450	83400	46800
Aromatics >EC16-EC21	<100 µg/kg	TM173		14800	21500	<100	4660	146000	79700
Aromatics >EC21-EC35	<100 µg/kg	TM173		51000	54100	<100	47400	61400	27200
Aromatics >EC35-EC44	<100 µg/kg	TM173		19300	26500	<100	16900	5350	<100
Aromatics >EC40-EC44	<100 µg/kg	TM173		6300	6240	<100	5540	1410	<100
Total Aromatics >EC12-EC44	<100 µg/kg	TM173		89400	293000	<100	70500	296000	154000
Total Aliphatics & Aromatics >C5-C44	<100 µg/kg	TM173		290000	3730000	152000	165000	3520000	1110000

CERTIFICATE OF ANALYSIS

SDG:	140612-48	**Location:**	Coed Darcy	**Order Number:**	CD0705
Job:	H_ATKINS_LDC-224	**Customer:**	Atkins Global Ltd	**Report Number:**	274692
Client Reference:	Site Wide Trial Pitting	**Attention:**	Fiona McMillan	**Superseded Report:**	

TPH CWG (S)

Results Legend	
#	ISO17025 accredited.
M	*m*CERTS accredited.
aq	Aqueous / settled sample.
diss.filt	Dissolved / filtered sample.
tot.unfilt	Total / unfiltered sample.
*	Subcontracted test.
**	% recovery of the surrogate standard to check the efficiency of the method. The results of individual compounds within samples aren't corrected for the recovery
(F)	Trigger breach confirmed
1-5&+§@	Sample deviation (see appendix)

Component	LOD/Units	Method	Customer Sample R	TP 6056	TP 6056	TP 6057	TP 6057	TP 6057	TP 6058
			Depth (m)	0.40	0.90	0.20	0.90	1.70	0.60
			Sample Type	Soil/Solid	Soil/Solid	Soil/Solid	Soil/Solid	Soil/Solid	Soil/Solid
			Date Sampled	10/06/2014	10/06/2014	10/06/2014	10/06/2014	10/06/2014	10/06/2014
			Sample Time	.	.	.	.	.	.
			Date Received	12/06/2014	12/06/2014	12/06/2014	12/06/2014	12/06/2014	12/06/2014
			SDG Ref	140612-48	140612-48	140612-48	140612-48	140612-48	140612-48
			Lab Sample No.(s)	9426733	9426741	9426746	9426750	9426754	9426759
			AGS Reference						
GRO Surrogate % recovery**	%	TM089		91	70	99	105	107	70
GRO TOT (Moisture Corrected)	<44 µg/kg	TM089		<176 M	15000 M	<176 M	9790 M	25500 M	1080 M
Methyl tertiary butyl ether (MTBE)	<5 µg/kg	TM089		<20 M	<20 M	<20 M	<20 M	<20 M	<20 M
Benzene	<10 µg/kg	TM089		<40 M	<40 M	<40 M	<40 M	<40 M	<40 M
Toluene	<2 µg/kg	TM089		<8 M	<8 M	<8 M	<8 M	<8 M	<8 M
Ethylbenzene	<3 µg/kg	TM089		<12 M	<12 M	<12 M	<12 M	<12 M	<12 M
m,p-Xylene	<6 µg/kg	TM089		<24 M	<24 M	<24 M	<24 M	<24 M	<24 M
o-Xylene	<3 µg/kg	TM089		<12 M	<12 M	<12 M	<12 M	<12 M	<12 M
sum of detected mpo xylene by GC	<9 µg/kg	TM089		<36	<36	<36	<36	<36	<36
sum of detected BTEX by GC	<24 µg/kg	TM089		<96	<96	<96	<96	<96	<96
Aliphatics >C5-C6	<10 µg/kg	TM089		<40	<40	<40	<40	105	<40
Aliphatics >C6-C8	<10 µg/kg	TM089		<40	61.1	<40	812	4220	70.8
Aliphatics >C8-C10	<10 µg/kg	TM089		<40	1900	<40	2490	7500	172
Aliphatics >C10-C12	<10 µg/kg	TM089		<40	7040	<40	2880	5200	420
Aliphatics >C12-C16	<100 µg/kg	TM173		2690	1220000	10900	142000	91700	<100
Aliphatics >C16-C21	<100 µg/kg	TM173		35600	743000	258000	122000	48000	1730
Aliphatics >C21-C35	<100 µg/kg	TM173		44700	226000	61600	3690	5870	4630
Aliphatics >C35-C44	<100 µg/kg	TM173		<100	1290	<100	<100	<100	783
Total Aliphatics >C12-C44	<100 µg/kg	TM173		83000	2190000	331000	268000	146000	7150
Aromatics >EC5-EC7	<10 µg/kg	TM089		<40	<40	<40	<40	<40	<40
Aromatics >EC7-EC8	<10 µg/kg	TM089		<40	<40	<40	<40	<40	<40
Aromatics >EC8-EC10	<10 µg/kg	TM089		<40	1270	<40	1660	5000	115
Aromatics >EC10-EC12	<10 µg/kg	TM089		<40	4690	<40	1920	3470	279
Aromatics >EC12-EC16	<100 µg/kg	TM173		4080	203000	<100	48900	4590	2970
Aromatics >EC16-EC21	<100 µg/kg	TM173		14800	306000	5890	50400	5830	2580
Aromatics >EC21-EC35	<100 µg/kg	TM173		55600	119000	8060	604	<100	9440
Aromatics >EC35-EC44	<100 µg/kg	TM173		20300	3320	1880	808	<100	9740
Aromatics >EC40-EC44	<100 µg/kg	TM173		7400	685	374	310	<100	3690
Total Aromatics >EC12-EC44	<100 µg/kg	TM173		94900	632000	15800	101000	10400	24700
Total Aliphatics & Aromatics >C5-C44	<100 µg/kg	TM173		178000	2840000	347000	378000	182000	33000

CERTIFICATE OF ANALYSIS

SDG:	140612-48	**Location:**	Coed Darcy	**Order Number:**	CD0705
Job:	H_ATKINS_LDC-224	**Customer:**	Atkins Global Ltd	**Report Number:**	274692
Client Reference:	Site Wide Trial Pitting	**Attention:**	Fiona McMillan	**Superseded Report:**	

TPH CWG (S)

Results Legend	
#	ISO17025 accredited.
M	*m*CERTS accredited.
aq	Aqueous / settled sample.
diss.filt	Dissolved / filtered sample.
tot.unfilt	Total / unfiltered sample.
*	Subcontracted test.
**	% recovery of the surrogate standard to check the efficiency of the method. The results of individual compounds within samples aren't corrected for the recovery
(F)	Trigger breach confirmed
1-5&+§@	Sample deviation (see appendix)

Component	LOD/Units	Method	Customer Sample R	TP 6058	TP 6058	TP 6058	TP 6059	TP 6059	TP 6059
			Depth (m)	1.20	2.10	3.20	0.40	1.20	2.30
			Sample Type	Soil/Solid	Soil/Solid	Soil/Solid	Soil/Solid	Soil/Solid	Soil/Solid
			Date Sampled	10/06/2014	10/06/2014	10/06/2014	10/06/2014	10/06/2014	10/06/2014
			Sample Time	.	.	.	.	.	.
			Date Received	12/06/2014	12/06/2014	12/06/2014	12/06/2014	12/06/2014	12/06/2014
			SDG Ref	140612-48	140612-48	140612-48	140612-48	140612-48	140612-48
			Lab Sample No.(s)	9426765	9426769	9426773	9426777	9426781	9426791
			AGS Reference						
GRO Surrogate % recovery**	%	TM089		104	101	90	81	100	67
GRO TOT (Moisture Corrected)	<44 µg/kg	TM089		3390 M	2270 M	21600 M	4500 M	134000 M	39200 M
Methyl tertiary butyl ether (MTBE)	<5 µg/kg	TM089		<20 M	<20 M	<20 M	<20 M	<20 M	<20 M
Benzene	<10 µg/kg	TM089		<40 M	<40 M	<40 M	<40 M	<40 M	<40 M
Toluene	<2 µg/kg	TM089		<8 M	<8 M	<8 M	<8 M	<8 M	<8 M
Ethylbenzene	<3 µg/kg	TM089		<12 M	<12 M	<12 M	<12 M	<12 M	<12 M
m,p-Xylene	<6 µg/kg	TM089		<24 M	<24 M	<24 M	<24 M	<24 M	<24 M
o-Xylene	<3 µg/kg	TM089		<12 M	<12 M	<12 M	<12 M	<12 M	<12 M
sum of detected mpo xylene by GC	<9 µg/kg	TM089		<36	<36	<36	<36	<36	<36
sum of detected BTEX by GC	<24 µg/kg	TM089		<96	<96	<96	<96	<96	<96
Aliphatics >C5-C6	<10 µg/kg	TM089		<40	<40	<40	<40	<40	<40
Aliphatics >C6-C8	<10 µg/kg	TM089		48.8	206	81.2	568	421	101
Aliphatics >C8-C10	<10 µg/kg	TM089		185	231	1490	1200	20100	3800
Aliphatics >C10-C12	<10 µg/kg	TM089		1800	996	11400	1150	60200	19600
Aliphatics >C12-C16	<100 µg/kg	TM173		513	135000	<100	447	<100	2410
Aliphatics >C16-C21	<100 µg/kg	TM173		4650	225000	<100	6480	<100	2930
Aliphatics >C21-C35	<100 µg/kg	TM173		<100	13900	<100	17200	<100	<100
Aliphatics >C35-C44	<100 µg/kg	TM173		<100	268	<100	<100	<100	<100
Total Aliphatics >C12-C44	<100 µg/kg	TM173		5160	374000	<100	24100	<100	5340
Aromatics >EC5-EC7	<10 µg/kg	TM089		<40	<40	<40	<40	<40	<40
Aromatics >EC7-EC8	<10 µg/kg	TM089		<40	<40	<40	<40	<40	<40
Aromatics >EC8-EC10	<10 µg/kg	TM089		129	154	992	797	13400	2530
Aromatics >EC10-EC12	<10 µg/kg	TM089		1200	663	7600	767	40100	13100
Aromatics >EC12-EC16	<100 µg/kg	TM173		<100	13100	365	<100	<100	276
Aromatics >EC16-EC21	<100 µg/kg	TM173		<100	55600	<100	<100	<100	173
Aromatics >EC21-EC35	<100 µg/kg	TM173		<100	4780	<100	14600	<100	101
Aromatics >EC35-EC44	<100 µg/kg	TM173		<100	239	<100	6810	2080	<100
Aromatics >EC40-EC44	<100 µg/kg	TM173		<100	<100	<100	1090	<100	<100
Total Aromatics >EC12-EC44	<100 µg/kg	TM173		<100	73800	365	21400	2080	549
Total Aliphatics & Aromatics >C5-C44	<100 µg/kg	TM173		8550	450000	22000	50000	136000	45100

CERTIFICATE OF ANALYSIS

SDG:	140612-48	**Location:**	Coed Darcy	**Order Number:**	CD0705
Job:	H_ATKINS_LDC-224	**Customer:**	Atkins Global Ltd	**Report Number:**	274692
Client Reference:	Site Wide Trial Pitting	**Attention:**	Fiona McMillan	**Superseded Report:**	

TPH CWG (S)

Results Legend

#	ISO17025 accredited.
M	*m*CERTS accredited.
aq	Aqueous / settled sample.
diss.filt	Dissolved / filtered sample.
tot.unfilt	Total / unfiltered sample.
*	Subcontracted test.
**	% recovery of the surrogate standard to check the efficiency of the method. The results of individual compounds within samples aren't corrected for the recovery
(F)	Trigger breach confirmed
1-5&+§@	Sample deviation (see appendix)

Component	LOD/Units	Method	Customer Sample R	TP 6059	TP 6070	TP 6070	TP 6070	TP 6070	TP 6071
			Depth (m)	3.30	0.30	1.00	2.40	3.40	0.50
			Sample Type	Soil/Solid	Soil/Solid	Soil/Solid	Soil/Solid	Soil/Solid	Soil/Solid
			Date Sampled	10/06/2014	10/06/2014	10/06/2014	10/06/2014	10/06/2014	10/06/2014
			Sample Time	.	.	.	.	.	.
			Date Received	12/06/2014	12/06/2014	12/06/2014	12/06/2014	12/06/2014	12/06/2014
			SDG Ref	140612-48	140612-48	140612-48	140612-48	140612-48	140612-48
			Lab Sample No.(s)	9426795	9426799	9426803	9426807	9426813	9426817
			AGS Reference						
GRO Surrogate % recovery**	%	TM089		81	93	132	105	103	98
GRO TOT (Moisture Corrected)	<44 µg/kg	TM089		659 M	18100 M	2450000 M	2770000 M	1820000 M	257000 M
Methyl tertiary butyl ether (MTBE)	<5 µg/kg	TM089		<20 M	<20 M	<100 M	<100 M	<100 M	<20 M
Benzene	<10 µg/kg	TM089		<40 M	<40 M	<200 M	<200 M	261 M	<40 M
Toluene	<2 µg/kg	TM089		<8 M	<8 M	<40 M	<40 M	<40 M	<8 M
Ethylbenzene	<3 µg/kg	TM089		<12 M	<12 M	<60 M	<60 M	<60 M	<12 M
m,p-Xylene	<6 µg/kg	TM089		<24 M	<24 M	<120 M	<120 M	<120 M	<24 M
o-Xylene	<3 µg/kg	TM089		<12 M	<12 M	<60 M	<60 M	<60 M	<12 M
sum of detected mpo xylene by GC	<9 µg/kg	TM089		<36	<36	<9	<9	<9	<36
sum of detected BTEX by GC	<24 µg/kg	TM089		<96	<96	<24	<24	261	<96
Aliphatics >C5-C6	<10 µg/kg	TM089		<40	<40	2390	5070	13600	46.6
Aliphatics >C6-C8	<10 µg/kg	TM089		101	77.3	104000	116000	133000	3570
Aliphatics >C8-C10	<10 µg/kg	TM089		166	3570	659000	759000	470000	63500
Aliphatics >C10-C12	<10 µg/kg	TM089		144	7260	750000	830000	537000	88500
Aliphatics >C12-C16	<100 µg/kg	TM173		3800	49100	308000	118000	219000	50800
Aliphatics >C16-C21	<100 µg/kg	TM173		1980	21000	25700	9080	17700	2030
Aliphatics >C21-C35	<100 µg/kg	TM173		5490	27400	2680	<100	<100	2390
Aliphatics >C35-C44	<100 µg/kg	TM173		746	3150	<100	<100	<100	974
Total Aliphatics >C12-C44	<100 µg/kg	TM173		12000	101000	336000	127000	237000	56200
Aromatics >EC5-EC7	<10 µg/kg	TM089		<40	<40	<200	<200	261	<40
Aromatics >EC7-EC8	<10 µg/kg	TM089		<40	<40	<200	<200	<200	<40
Aromatics >EC8-EC10	<10 µg/kg	TM089		112	2380	439000	506000	313000	42300
Aromatics >EC10-EC12	<10 µg/kg	TM089		95.8	4840	500000	553000	358000	59000
Aromatics >EC12-EC16	<100 µg/kg	TM173		1180	4800	75200	13400	14400	2850
Aromatics >EC16-EC21	<100 µg/kg	TM173		30900	6380	7300	1280	2370	657
Aromatics >EC21-EC35	<100 µg/kg	TM173		118000	53500	819	<100	408	16100
Aromatics >EC35-EC44	<100 µg/kg	TM173		22500	27600	669	<100	<100	7330
Aromatics >EC40-EC44	<100 µg/kg	TM173		7880	10000	287	<100	<100	2120
Total Aromatics >EC12-EC44	<100 µg/kg	TM173		172000	92300	84000	14700	17200	27000
Total Aliphatics & Aromatics >C5-C44	<100 µg/kg	TM173		185000	211000	2880000	2910000	2080000	340000

CERTIFICATE OF ANALYSIS

SDG:	140612-48	**Location:**	Coed Darcy	**Order Number:**	CD0705
Job:	H_ATKINS_LDC-224	**Customer:**	Atkins Global Ltd	**Report Number:**	274692
Client Reference:	Site Wide Trial Pitting	**Attention:**	Fiona McMillan	**Superseded Report:**	

TPH CWG (S)

Results Legend	
#	ISO17025 accredited.
M	*m*CERTS accredited.
aq	Aqueous / settled sample.
diss.filt	Dissolved / filtered sample.
tot.unfilt	Total / unfiltered sample.
*	Subcontracted test.
**	% recovery of the surrogate standard to check the efficiency of the method. The results of individual compounds within samples aren't corrected for the recovery
(F)	Trigger breach confirmed
1-5&+§@	Sample deviation (see appendix)

Component	LOD/Units	Method	Customer Sample R	TP 6071	TP 6071	TP 6071	TP 6072	TP 6072	TP 6072
			Depth (m)	1.70	2.70	3.70	0.60	1.40	2.00
			Sample Type	Soil/Solid	Soil/Solid	Soil/Solid	Soil/Solid	Soil/Solid	Soil/Solid
			Date Sampled	10/06/2014	10/06/2014	10/06/2014	10/06/2014	10/06/2014	10/06/2014
			Sample Time	.	.	.	.	.	.
			Date Received	12/06/2014	12/06/2014	12/06/2014	12/06/2014	12/06/2014	12/06/2014
			SDG Ref	140612-48	140612-48	140612-48	140612-48	140612-48	140612-48
			Lab Sample No.(s)	9426822	9426826	9426830	9426840	9426844	9426849
			AGS Reference						
GRO Surrogate % recovery**	%	TM089		109	77	67	98	106	147
GRO TOT (Moisture Corrected)	<44 µg/kg	TM089		692000 M	247000 M	81000 M	565 M	522 M	281000 M
Methyl tertiary butyl ether (MTBE)	<5 µg/kg	TM089		<100 M	<20 M	<20 M	<20 M	<20 M	1530 M
Benzene	<10 µg/kg	TM089		<200 M	<40 M	<40 M	<40 M	<40 M	<40 M
Toluene	<2 µg/kg	TM089		<40 M	<8 M	<8 M	<8 M	<8 M	<8 M
Ethylbenzene	<3 µg/kg	TM089		<60 M	<12 M	<12 M	<12 M	<12 M	<12 M
m,p-Xylene	<6 µg/kg	TM089		<120 M	<24 M	<24 M	<24 M	<24 M	<24 M
o-Xylene	<3 µg/kg	TM089		<60 M	<12 M	<12 M	<12 M	<12 M	<12 M
sum of detected mpo xylene by GC	<9 µg/kg	TM089		<9	<36	<36	<36	<36	<9
sum of detected BTEX by GC	<24 µg/kg	TM089		<24	<96	<96	<96	<96	<24
Aliphatics >C5-C6	<10 µg/kg	TM089		836	236	<40	<40	<40	5680
Aliphatics >C6-C8	<10 µg/kg	TM089		18300	7750	1530	59.3	<40	109000
Aliphatics >C8-C10	<10 µg/kg	TM089		193000	76400	22500	106	50.8	66700
Aliphatics >C10-C12	<10 µg/kg	TM089		211000	66900	25200	185	240	32000
Aliphatics >C12-C16	<100 µg/kg	TM173		53500	243000	5900	<100	1760	148000
Aliphatics >C16-C21	<100 µg/kg	TM173		2260	16400	320	<100	1640	229000
Aliphatics >C21-C35	<100 µg/kg	TM173		<100	5380	<100	<100	<100	53100
Aliphatics >C35-C44	<100 µg/kg	TM173		<100	<100	<100	<100	173	<100
Total Aliphatics >C12-C44	<100 µg/kg	TM173		55700	265000	6220	<100	3570	430000
Aromatics >EC5-EC7	<10 µg/kg	TM089		<200	<40	<40	<40	<40	<40
Aromatics >EC7-EC8	<10 µg/kg	TM089		<200	<40	<40	<40	<40	<40
Aromatics >EC8-EC10	<10 µg/kg	TM089		129000	50900	15000	70.7	<40	44500
Aromatics >EC10-EC12	<10 µg/kg	TM089		141000	44600	16800	123	160	21300
Aromatics >EC12-EC16	<100 µg/kg	TM173		4210	10200	<100	<100	<100	53700
Aromatics >EC16-EC21	<100 µg/kg	TM173		<100	762	<100	<100	<100	95900
Aromatics >EC21-EC35	<100 µg/kg	TM173		2990	<100	<100	<100	<100	24800
Aromatics >EC35-EC44	<100 µg/kg	TM173		<100	207	<100	<100	843	<100
Aromatics >EC40-EC44	<100 µg/kg	TM173		<100	<100	<100	<100	204	<100
Total Aromatics >EC12-EC44	<100 µg/kg	TM173		7200	11200	<100	<100	843	174000
Total Aliphatics & Aromatics >C5-C44	<100 µg/kg	TM173		755000	523000	87200	565	4940	884000

CERTIFICATE OF ANALYSIS

SDG:	140612-48	**Location:**	Coed Darcy	**Order Number:**	CD0705
Job:	H_ATKINS_LDC-224	**Customer:**	Atkins Global Ltd	**Report Number:**	274692
Client Reference:	Site Wide Trial Pitting	**Attention:**	Fiona McMillan	**Superseded Report:**	

TPH CWG (S)

Results Legend	
#	ISO17025 accredited.
M	*m*CERTS accredited.
aq	Aqueous / settled sample.
diss.filt	Dissolved / filtered sample.
tot.unfilt	Total / unfiltered sample.
*	Subcontracted test.
**	% recovery of the surrogate standard to check the efficiency of the method. The results of individual compounds within samples aren't corrected for the recovery
(F)	Trigger breach confirmed
1-5&+§@	Sample deviation (see appendix)

Component	LOD/Units	Method	Customer Sample R	TP 6072	TP 6073	TP 6073	TP 6073	TP 6073	TP 6074
			Depth (m)	3.50	0.40	1.30	2.50	3.70	0.30
			Sample Type	Soil/Solid	Soil/Solid	Soil/Solid	Soil/Solid	Soil/Solid	Soil/Solid
			Date Sampled	10/06/2014	10/06/2014	10/06/2014	10/06/2014	10/06/2014	10/06/2014
			Sample Time	.	.	.	.	.	.
			Date Received	12/06/2014	12/06/2014	12/06/2014	12/06/2014	12/06/2014	12/06/2014
			SDG Ref	140612-48	140612-48	140612-48	140612-48	140612-48	140612-48
			Lab Sample No.(s)	9426854	9426859	9426863	9426869	9426874	9426878
			AGS Reference						
GRO Surrogate % recovery**	%	TM089		107	95	123	125	92	83
GRO TOT (Moisture Corrected)	<44 µg/kg	TM089		693000 M	304 M	891000 M	168000 M	71900 M	323 M
Methyl tertiary butyl ether (MTBE)	<5 µg/kg	TM089		<100 M	<20 M	<100 M	<20 M	<20 M	<20 M
Benzene	<10 µg/kg	TM089		<200 M	<40 M	588 M	66.6 M	<40 M	<40 M
Toluene	<2 µg/kg	TM089		<40 M	<8 M	<40 M	<8 M	<8 M	<8 M
Ethylbenzene	<3 µg/kg	TM089		<60 M	<12 M	<60 M	<12 M	<12 M	<12 M
m,p-Xylene	<6 µg/kg	TM089		<120 M	<24 M	<120 M	<24 M	<24 M	<24 M
o-Xylene	<3 µg/kg	TM089		<60 M	<12 M	<60 M	<12 M	<12 M	<12 M
sum of detected mpo xylene by GC	<9 µg/kg	TM089		<9	<36	<9	<36	<36	<36
sum of detected BTEX by GC	<24 µg/kg	TM089		<24	<96	588	<96	<96	<96
Aliphatics >C5-C6	<10 µg/kg	TM089		4440	<40	27500	1920	360	<40
Aliphatics >C6-C8	<10 µg/kg	TM089		62100	64.7	312000	22700	5420	95.6
Aliphatics >C8-C10	<10 µg/kg	TM089		157000	69.5	230000	45200	16700	54.4
Aliphatics >C10-C12	<10 µg/kg	TM089		219000	62.2	101000	40900	23000	<40
Aliphatics >C12-C16	<100 µg/kg	TM173		409000	<100	81300	57200	152000	5060
Aliphatics >C16-C21	<100 µg/kg	TM173		351000	<100	2750	7970	27800	5150
Aliphatics >C21-C35	<100 µg/kg	TM173		<100	<100	<100	<100	7660	24600
Aliphatics >C35-C44	<100 µg/kg	TM173		<100	<100	<100	<100	1300	3940
Total Aliphatics >C12-C44	<100 µg/kg	TM173		760000	<100	84000	65200	188000	38700
Aromatics >EC5-EC7	<10 µg/kg	TM089		<200	<40	588	66.6	<40	<40
Aromatics >EC7-EC8	<10 µg/kg	TM089		<200	<40	<200	<40	<40	<40
Aromatics >EC8-EC10	<10 µg/kg	TM089		105000	54.9	153000	30100	11100	70.6
Aromatics >EC10-EC12	<10 µg/kg	TM089		146000	41.5	67100	27200	15300	<40
Aromatics >EC12-EC16	<100 µg/kg	TM173		43000	<100	3950	4370	5670	1370
Aromatics >EC16-EC21	<100 µg/kg	TM173		102000	<100	<100	698	3880	3050
Aromatics >EC21-EC35	<100 µg/kg	TM173		31400	<100	<100	<100	3710	62900
Aromatics >EC35-EC44	<100 µg/kg	TM173		<100	<100	<100	<100	535	29500
Aromatics >EC40-EC44	<100 µg/kg	TM173		<100	<100	<100	<100	<100	8400
Total Aromatics >EC12-EC44	<100 µg/kg	TM173		177000	<100	3950	5070	13800	96800
Total Aliphatics & Aromatics >C5-C44	<100 µg/kg	TM173		1630000	206	979000	238000	274000	136000

CERTIFICATE OF ANALYSIS

SDG:	140612-48	**Location:**	Coed Darcy	**Order Number:**	CD0705
Job:	H_ATKINS_LDC-224	**Customer:**	Atkins Global Ltd	**Report Number:**	274692
Client Reference:	Site Wide Trial Pitting	**Attention:**	Fiona McMillan	**Superseded Report:**	

TPH CWG (S)

Results Legend	
#	ISO17025 accredited.
M	*m*CERTS accredited.
aq	Aqueous / settled sample.
diss.filt	Dissolved / filtered sample.
tot.unfilt	Total / unfiltered sample.
*	Subcontracted test.
**	% recovery of the surrogate standard to check the efficiency of the method. The results of individual compounds within samples aren't corrected for the recovery
(F)	Trigger breach confirmed
1-5&+§@	Sample deviation (see appendix)

Component	LOD/Units	Method	Customer Sample R	TP 6074	TP 6074	TP 6074	TP 6075	TP 6075	TP 6075
			Depth (m)	1.50	2.50	3.50	0.70	2.00	3.10
			Sample Type	Soil/Solid	Soil/Solid	Soil/Solid	Soil/Solid	Soil/Solid	Soil/Solid
			Date Sampled	10/06/2014	10/06/2014	10/06/2014	10/06/2014	10/06/2014	10/06/2014
			Sample Time	.	.	.	.	.	.
			Date Received	12/06/2014	12/06/2014	12/06/2014	12/06/2014	12/06/2014	12/06/2014
			SDG Ref	140612-48	140612-48	140612-48	140612-48	140612-48	140612-48
			Lab Sample No.(s)	9426882	9426893	9426897	9426901	9426907	9426913
			AGS Reference						
GRO Surrogate % recovery**	%	TM089		118	87	85	101	97	89
GRO TOT (Moisture Corrected)	<44 µg/kg	TM089		29600 M	3140 M	17500 M	404 M	675000 M	93500 M
Methyl tertiary butyl ether (MTBE)	<5 µg/kg	TM089		<20 M	<20 M	<20 M	<20 M	<100 M	<20 M
Benzene	<10 µg/kg	TM089		<40 M	<40 M	<40 M	<40 M	<200 M	<40 M
Toluene	<2 µg/kg	TM089		<8 M	<8 M	<8 M	<8 M	<40 M	<8 M
Ethylbenzene	<3 µg/kg	TM089		<12 M	<12 M	<12 M	<12 M	<60 M	<12 M
m,p-Xylene	<6 µg/kg	TM089		<24 M	<24 M	<24 M	<24 M	<120 M	<24 M
o-Xylene	<3 µg/kg	TM089		<12 M	<12 M	<12 M	<12 M	<60 M	<12 M
sum of detected mpo xylene by GC	<9 µg/kg	TM089		<36	<36	<36	<36	<9	<36
sum of detected BTEX by GC	<24 µg/kg	TM089		<96	<96	<96	<96	<24	<96
Aliphatics >C5-C6	<10 µg/kg	TM089		339	289	481	<40	4920	623
Aliphatics >C6-C8	<10 µg/kg	TM089		4630	1870	4520	42.2	55800	8130
Aliphatics >C8-C10	<10 µg/kg	TM089		4910	261	3120	42.2	138000	18300
Aliphatics >C10-C12	<10 µg/kg	TM089		9880	320	4350	158	230000	32500
Aliphatics >C12-C16	<100 µg/kg	TM173		60900	1700	10600	5830	659000	309000
Aliphatics >C16-C21	<100 µg/kg	TM173		1910	507	5070	<100	242000	249000
Aliphatics >C21-C35	<100 µg/kg	TM173		402	<100	<100	<100	16800	19500
Aliphatics >C35-C44	<100 µg/kg	TM173		<100	<100	<100	<100	<100	<100
Total Aliphatics >C12-C44	<100 µg/kg	TM173		63200	2200	15600	5830	917000	578000
Aromatics >EC5-EC7	<10 µg/kg	TM089		<40	<40	<40	<40	<200	<40
Aromatics >EC7-EC8	<10 µg/kg	TM089		<40	<40	<40	<40	<200	<40
Aromatics >EC8-EC10	<10 µg/kg	TM089		3270	174	2080	<40	92100	12200
Aromatics >EC10-EC12	<10 µg/kg	TM089		6590	214	2900	106	154000	21700
Aromatics >EC12-EC16	<100 µg/kg	TM173		3070	577	968	2610	52200	28900
Aromatics >EC16-EC21	<100 µg/kg	TM173		<100	<100	<100	944	39600	41100
Aromatics >EC21-EC35	<100 µg/kg	TM173		228	<100	<100	327	9340	3160
Aromatics >EC35-EC44	<100 µg/kg	TM173		1120	176	<100	4180	<100	<100
Aromatics >EC40-EC44	<100 µg/kg	TM173		<100	<100	<100	1620	<100	<100
Total Aromatics >EC12-EC44	<100 µg/kg	TM173		4420	754	968	8060	101000	73100
Total Aliphatics & Aromatics >C5-C44	<100 µg/kg	TM173		97300	6100	34100	14300	1690000	745000

CERTIFICATE OF ANALYSIS

SDG:	140612-48	**Location:**	Coed Darcy	**Order Number:**	CD0705
Job:	H_ATKINS_LDC-224	**Customer:**	Atkins Global Ltd	**Report Number:**	274692
Client Reference:	Site Wide Trial Pitting	**Attention:**	Fiona McMillan	**Superseded Report:**	

TPH CWG (S)

Results Legend	
#	ISO17025 accredited.
M	*m*CERTS accredited.
aq	Aqueous / settled sample.
diss.filt	Dissolved / filtered sample.
tot.unfilt	Total / unfiltered sample.
*	Subcontracted test.
**	% recovery of the surrogate standard to check the efficiency of the method. The results of individual compounds within samples aren't corrected for the recovery
(F)	Trigger breach confirmed
1-5&+§@	Sample deviation (see appendix)

Component	LOD/Units	Method	Customer Sample R	TP 6075	TP 6076	TP 6076	TP 6076	TP 6076	TP 6077
			Depth (m)	4.50	0.50	1.20	2.20	3.70	0.50
			Sample Type	Soil/Solid	Soil/Solid	Soil/Solid	Soil/Solid	Soil/Solid	Soil/Solid
			Date Sampled	10/06/2014	10/06/2014	10/06/2014	10/06/2014	10/06/2014	10/06/2014
			Sample Time	.	.	.	.	.	.
			Date Received	12/06/2014	12/06/2014	12/06/2014	12/06/2014	12/06/2014	12/06/2014
			SDG Ref	140612-48	140612-48	140612-48	140612-48	140612-48	140612-48
			Lab Sample No.(s)	9426917	9426923	9426927	9426935	9426942	9426951
			AGS Reference						
GRO Surrogate % recovery**	%	TM089		96	72	94	112	126	91
GRO TOT (Moisture Corrected)	<44 µg/kg	TM089		66500 M	1710 M	6420 M	1060000 M	305000 M	64900 M
Methyl tertiary butyl ether (MTBE)	<5 µg/kg	TM089		<20 M	<20 M	<20 M	<100 M	<20 M	<20 M
Benzene	<10 µg/kg	TM089		<40 M	<40 M	<40 M	<200 M	81 M	<40 M
Toluene	<2 µg/kg	TM089		<8 M	<8 M	<8 M	<40 M	<8 M	<8 M
Ethylbenzene	<3 µg/kg	TM089		<12 M	<12 M	<12 M	<60 M	<12 M	<12 M
m,p-Xylene	<6 µg/kg	TM089		<24 M	<24 M	<24 M	<120 M	<24 M	<24 M
o-Xylene	<3 µg/kg	TM089		<12 M	15.6 M	<12 M	<60 M	<12 M	<12 M
sum of detected mpo xylene by GC	<9 µg/kg	TM089		<36	<36	<36	<9	<36	<36
sum of detected BTEX by GC	<24 µg/kg	TM089		<96	<96	<96	<24	<96	<96
Aliphatics >C5-C6	<10 µg/kg	TM089		615	41.6	<40	2970	1890	<40
Aliphatics >C6-C8	<10 µg/kg	TM089		6420	151	101	71700	29400	174
Aliphatics >C8-C10	<10 µg/kg	TM089		11200	263	449	314000	91000	11600
Aliphatics >C10-C12	<10 µg/kg	TM089		24400	634	3320	280000	72900	27300
Aliphatics >C12-C16	<100 µg/kg	TM173		264000	<100	4740	19100	4990	55600
Aliphatics >C16-C21	<100 µg/kg	TM173		158000	<100	<100	7780	1580	<100
Aliphatics >C21-C35	<100 µg/kg	TM173		11000	2510	<100	<100	<100	<100
Aliphatics >C35-C44	<100 µg/kg	TM173		<100	913	<100	<100	<100	<100
Total Aliphatics >C12-C44	<100 µg/kg	TM173		433000	3420	4740	26900	6570	55600
Aromatics >EC5-EC7	<10 µg/kg	TM089		<40	<40	<40	<200	81	<40
Aromatics >EC7-EC8	<10 µg/kg	TM089		<40	<40	<40	<200	<40	<40
Aromatics >EC8-EC10	<10 µg/kg	TM089		7490	195	313	209000	60700	7710
Aromatics >EC10-EC12	<10 µg/kg	TM089		16300	423	2210	187000	48600	18200
Aromatics >EC12-EC16	<100 µg/kg	TM173		29900	3100	<100	4250	1020	4720
Aromatics >EC16-EC21	<100 µg/kg	TM173		31200	2600	<100	<100	145	<100
Aromatics >EC21-EC35	<100 µg/kg	TM173		2760	28000	<100	<100	<100	<100
Aromatics >EC35-EC44	<100 µg/kg	TM173		<100	19000	<100	<100	<100	1450
Aromatics >EC40-EC44	<100 µg/kg	TM173		<100	4800	<100	<100	<100	<100
Total Aromatics >EC12-EC44	<100 µg/kg	TM173		63900	52700	<100	4250	1160	6160
Total Aliphatics & Aromatics >C5-C44	<100 µg/kg	TM173		563000	57800	11200	1100000	312000	127000

CERTIFICATE OF ANALYSIS

SDG:	140612-48	**Location:**	Coed Darcy	**Order Number:**	CD0705
Job:	H_ATKINS_LDC-224	**Customer:**	Atkins Global Ltd	**Report Number:**	274692
Client Reference:	Site Wide Trial Pitting	**Attention:**	Fiona McMillan	**Superseded Report:**	

TPH CWG (S)

Results Legend	
#	ISO17025 accredited.
M	*m*CERTS accredited.
aq	Aqueous / settled sample.
diss.filt	Dissolved / filtered sample.
tot.unfilt	Total / unfiltered sample.
*	Subcontracted test.
**	% recovery of the surrogate standard to check the efficiency of the method. The results of individual compounds within samples aren't corrected for the recovery
(F)	Trigger breach confirmed
1-5&+§@	Sample deviation (see appendix)

Component	LOD/Units	Method	Customer Sample R					
			TP 6077	TP 6077	TP 6077			
Depth (m)			1.50	2.20	3.10			
Sample Type			Soil/Solid	Soil/Solid	Soil/Solid			
Date Sampled			10/06/2014	10/06/2014	10/06/2014			
Sample Time			.	.	.			
Date Received			12/06/2014	12/06/2014	12/06/2014			
SDG Ref			140612-48	140612-48	140612-48			
Lab Sample No.(s)			9426958	9426963	9426969			
AGS Reference								
GRO Surrogate % recovery**	%	TM089	85	80	91			
GRO TOT (Moisture Corrected)	<44 µg/kg	TM089	256000 M	97100 M	1380000 M			
Methyl tertiary butyl ether (MTBE)	<5 µg/kg	TM089	<25 M	<20 M	<100 M			
Benzene	<10 µg/kg	TM089	<50 M	<40 M	<200 M			
Toluene	<2 µg/kg	TM089	<10 M	<8 M	<40 M			
Ethylbenzene	<3 µg/kg	TM089	<15 M	<12 M	<60 M			
m,p-Xylene	<6 µg/kg	TM089	<30 M	<24 M	<120 M			
o-Xylene	<3 µg/kg	TM089	<15 M	<12 M	<60 M			
sum of detected mpo xylene by GC	<9 µg/kg	TM089	<9	<36	<9			
sum of detected BTEX by GC	<24 µg/kg	TM089	<24	<96	<24			
Aliphatics >C5-C6	<10 µg/kg	TM089	<50	<40	<200			
Aliphatics >C6-C8	<10 µg/kg	TM089	1190	909	6570			
Aliphatics >C8-C10	<10 µg/kg	TM089	59700	25500	346000			
Aliphatics >C10-C12	<10 µg/kg	TM089	93300	32200	476000			
Aliphatics >C12-C16	<100 µg/kg	TM173	237000	24000	170000			
Aliphatics >C16-C21	<100 µg/kg	TM173	6430	<100	<100			
Aliphatics >C21-C35	<100 µg/kg	TM173	119	<100	<100			
Aliphatics >C35-C44	<100 µg/kg	TM173	3930	<100	<100			
Total Aliphatics >C12-C44	<100 µg/kg	TM173	247000	24000	170000			
Aromatics >EC5-EC7	<10 µg/kg	TM089	<50	<40	<200			
Aromatics >EC7-EC8	<10 µg/kg	TM089	<50	<40	<200			
Aromatics >EC8-EC10	<10 µg/kg	TM089	39800	17000	231000			
Aromatics >EC10-EC12	<10 µg/kg	TM089	62200	21500	318000			
Aromatics >EC12-EC16	<100 µg/kg	TM173	8540	1030	3340			
Aromatics >EC16-EC21	<100 µg/kg	TM173	<100	<100	<100			
Aromatics >EC21-EC35	<100 µg/kg	TM173	<100	<100	<100			
Aromatics >EC35-EC44	<100 µg/kg	TM173	<100	<100	<100			
Aromatics >EC40-EC44	<100 µg/kg	TM173	<100	<100	<100			
Total Aromatics >EC12-EC44	<100 µg/kg	TM173	8540	1030	3340			
Total Aliphatics & Aromatics >C5-C44	<100 µg/kg	TM173	512000	122000	1550000			

CERTIFICATE OF ANALYSIS

SDG:	140612-48	**Location:**	Coed Darcy	**Order Number:**	CD0705
Job:	H_ATKINS_LDC-224	**Customer:**	Atkins Global Ltd	**Report Number:**	274692
Client Reference:	Site Wide Trial Pitting	**Attention:**	Fiona McMillan	**Superseded Report:**	

Asbestos Identification - Solid Samples

		Date of Analysis	Analysed By	Comments	Amosite (Brown) Asbestos	Chrysotile (White) Asbestos	Crocidolite (Blue) Asbestos	Fibrous Actinolite	Fibrous Anthophyllite	Fibrous Tremolite	Non-Asbestos Fibre
Cust. Sample Ref. Depth (m) Sample Type Date Sampled Date Receieved SDG Original Sample Method Number	TP 6050 0.40 SOLID 10/06/2014 00:00:00 140612-48 9426834 TM048	23/06/14	Simon Postlewhite	-	Not Detected (#)	Not Detected (#)	Not Detected (#)	Not Detected (#)	Not Detected (#)	Not Detected (#)	Not Detected
Cust. Sample Ref. Depth (m) Sample Type Date Sampled Date Receieved SDG Original Sample Method Number	TP 6051 0.30 SOLID 10/06/2014 00:00:00 140612-48 9426974 TM048	23/06/14	Simon Postlewhite	-	Not Detected (#)	Not Detected (#)	Not Detected (#)	Not Detected (#)	Not Detected (#)	Not Detected (#)	Not Detected
Cust. Sample Ref. Depth (m) Sample Type Date Sampled Date Receieved SDG Original Sample Method Number	TP 6052 0.40 SOLID 10/06/2014 00:00:00 140612-48 9426680 TM048	23/06/14	Chris Swindells	-	Not Detected (#)	Not Detected (#)	Not Detected (#)	Not Detected (#)	Not Detected (#)	Not Detected (#)	Not Detected
Cust. Sample Ref. Depth (m) Sample Type Date Sampled Date Receieved SDG Original Sample Method Number	TP 6053 0.20 SOLID 10/06/2014 00:00:00 140612-48 9426686 TM048	23/06/14	Chris Swindells	-	Not Detected (#)	Not Detected (#)	Not Detected (#)	Not Detected (#)	Not Detected (#)	Not Detected (#)	Not Detected
Cust. Sample Ref. Depth (m) Sample Type Date Sampled Date Receieved SDG Original Sample Method Number	TP 6054 0.40 SOLID 10/06/2014 00:00:00 140612-48 9426700 TM048	23/06/14	Chris Swindells	-	Not Detected (#)	Not Detected (#)	Not Detected (#)	Not Detected (#)	Not Detected (#)	Not Detected (#)	Not Detected

CERTIFICATE OF ANALYSIS

SDG:	140612-48	**Location:**	Coed Darcy	**Order Number:**	CD0705
Job:	H_ATKINS_LDC-224	**Customer:**	Atkins Global Ltd	**Report Number:**	274692
Client Reference:	Site Wide Trial Pitting	**Attention:**	Fiona McMillan	**Superseded Report:**	

		Date of Analysis	Analysed By	Comments	Amosite (Brown) Asbestos	Chrysotile (White) Asbestos	Crocidolite (Blue) Asbestos	Fibrous Actinolite	Fibrous Anthophyllite	Fibrous Tremolite	Non-Asbestos Fibre
Cust. Sample Ref. Depth (m) Sample Type Date Sampled Date Receieved SDG Original Sample Method Number	TP 6054 0.90 SOLID 10/06/2014 00:00:00 140612-48 9426705 TM048	23/06/14	Simon Postlewhite	-	Not Detected (#)	Not Detected (#)	Not Detected (#)	Not Detected (#)	Not Detected (#)	Not Detected (#)	Not Detected
Cust. Sample Ref. Depth (m) Sample Type Date Sampled Date Receieved SDG Original Sample Method Number	TP 6055 0.40 SOLID 10/06/2014 00:00:00 140612-48 9426715 TM048	23/06/14	Lauren Sargeant	-	Not Detected (#)	Not Detected (#)	Not Detected (#)	Not Detected (#)	Not Detected (#)	Not Detected (#)	Not Detected
Cust. Sample Ref. Depth (m) Sample Type Date Sampled Date Receieved SDG Original Sample Method Number	TP 6056 0.40 SOLID 10/06/2014 00:00:00 140612-48 9426733 TM048	23/06/14	Lauren Sargeant	-	Not Detected (#)	Not Detected (#)	Not Detected (#)	Not Detected (#)	Not Detected (#)	Not Detected (#)	Not Detected
Cust. Sample Ref. Depth (m) Sample Type Date Sampled Date Receieved SDG Original Sample Method Number	TP 6056 0.90 SOLID 10/06/2014 00:00:00 140612-48 9426741 TM048	23/06/14	Simon Postlewhite	-	Not Detected (#)	Not Detected (#)	Not Detected (#)	Not Detected (#)	Not Detected (#)	Not Detected (#)	Not Detected
Cust. Sample Ref. Depth (m) Sample Type Date Sampled Date Receieved SDG Original Sample Method Number	TP 6057 0.20 SOLID 10/06/2014 00:00:00 140612-48 9426746 TM048	23/06/14	Simon Postlewhite	-	Not Detected (#)	Not Detected (#)	Not Detected (#)	Not Detected (#)	Not Detected (#)	Not Detected (#)	Not Detected
Cust. Sample Ref. Depth (m) Sample Type Date Sampled Date Receieved SDG Original Sample Method Number	TP 6057 0.90 SOLID 10/06/2014 00:00:00 140612-48 9426750 TM048	23/06/14	Simon Postlewhite	-	Not Detected (#)	Not Detected (#)	Not Detected (#)	Not Detected (#)	Not Detected (#)	Not Detected (#)	Not Detected

CERTIFICATE OF ANALYSIS

SDG:	140612-48	**Location:**	Coed Darcy	**Order Number:**	CD0705
Job:	H_ATKINS_LDC-224	**Customer:**	Atkins Global Ltd	**Report Number:**	274692
Client Reference:	Site Wide Trial Pitting	**Attention:**	Fiona McMillan	**Superseded Report:**	

		Date of Analysis	Analysed By	Comments	Amosite (Brown) Asbestos	Chrysotile (White) Asbestos	Crocidolite (Blue) Asbestos	Fibrous Actinolite	Fibrous Anthophyllite	Fibrous Tremolite	Non-Asbestos Fibre
Cust. Sample Ref. Depth (m) Sample Type Date Sampled Date Receieved SDG Original Sample Method Number	TP 6058 0.60 SOLID 10/06/2014 00:00:00 140612-48 9426759 TM048	23/06/14	Lauren Sargeant	-	Not Detected (#)	Not Detected (#)	Not Detected (#)	Not Detected (#)	Not Detected (#)	Not Detected (#)	Not Detected
Cust. Sample Ref. Depth (m) Sample Type Date Sampled Date Receieved SDG Original Sample Method Number	TP 6059 0.40 SOLID 10/06/2014 00:00:00 140612-48 9426777 TM048	23/06/14	Chris Swindells	-	Not Detected (#)	Not Detected (#)	Not Detected (#)	Not Detected (#)	Not Detected (#)	Not Detected (#)	Not Detected
Cust. Sample Ref. Depth (m) Sample Type Date Sampled Date Receieved SDG Original Sample Method Number	TP 6070 0.30 SOLID 10/06/2014 00:00:00 140612-48 9426799 TM048	23/06/14	Chris Swindells	-	Not Detected (#)	Not Detected (#)	Not Detected (#)	Not Detected (#)	Not Detected (#)	Not Detected (#)	Not Detected
Cust. Sample Ref. Depth (m) Sample Type Date Sampled Date Receieved SDG Original Sample Method Number	TP 6071 0.50 SOLID 10/06/2014 00:00:00 140612-48 9426817 TM048	23/06/14	Lauren Sargeant	-	Not Detected (#)	Not Detected (#)	Not Detected (#)	Not Detected (#)	Not Detected (#)	Not Detected (#)	Not Detected
Cust. Sample Ref. Depth (m) Sample Type Date Sampled Date Receieved SDG Original Sample Method Number	TP 6072 0.60 SOLID 10/06/2014 00:00:00 140612-48 9426840 TM048	23/06/14	Lauren Sargeant	-	Not Detected (#)	Not Detected (#)	Not Detected (#)	Not Detected (#)	Not Detected (#)	Not Detected (#)	Not Detected
Cust. Sample Ref. Depth (m) Sample Type Date Sampled Date Receieved SDG Original Sample Method Number	TP 6073 0.40 SOLID 10/06/2014 00:00:00 140612-48 9426859 TM048	23/06/14	Lauren Sargeant	-	Not Detected (#)	Not Detected (#)	Not Detected (#)	Not Detected (#)	Not Detected (#)	Not Detected (#)	Not Detected

CERTIFICATE OF ANALYSIS

SDG:	140612-48	**Location:**	Coed Darcy	**Order Number:**	CD0705
Job:	H_ATKINS_LDC-224	**Customer:**	Atkins Global Ltd	**Report Number:**	274692
Client Reference:	Site Wide Trial Pitting	**Attention:**	Fiona McMillan	**Superseded Report:**	

		Date of Analysis	Analysed By	Comments	Amosite (Brown) Asbestos	Chrysotile (White) Asbestos	Crocidolite (Blue) Asbestos	Fibrous Actinolite	Fibrous Anthophyllite	Fibrous Tremolite	Non-Asbestos Fibre
Cust. Sample Ref. Depth (m) Sample Type Date Sampled Date Receieved SDG Original Sample Method Number	TP 6074 0.30 SOLID 10/06/2014 00:00:00 140612-48 9426878 TM048	23/06/14	Lauren Sargeant	-	Not Detected (#)	Not Detected (#)	Not Detected (#)	Not Detected (#)	Not Detected (#)	Not Detected (#)	Not Detected
Cust. Sample Ref. Depth (m) Sample Type Date Sampled Date Receieved SDG Original Sample Method Number	TP 6075 0.70 SOLID 10/06/2014 00:00:00 140612-48 9426901 TM048	23/06/14	Simon Postlewhite	-	Not Detected (#)	Not Detected (#)	Not Detected (#)	Not Detected (#)	Not Detected (#)	Not Detected (#)	Not Detected
Cust. Sample Ref. Depth (m) Sample Type Date Sampled Date Receieved SDG Original Sample Method Number	TP 6076 0.50 SOLID 10/06/2014 00:00:00 140612-48 9426923 TM048	23/06/14	Chris Swindells	-	Not Detected (#)	Not Detected (#)	Not Detected (#)	Not Detected (#)	Not Detected (#)	Not Detected (#)	Not Detected
Cust. Sample Ref. Depth (m) Sample Type Date Sampled Date Receieved SDG Original Sample Method Number	TP 6077 0.50 SOLID 10/06/2014 00:00:00 140612-48 9426951 TM048	23/06/14	Chris Swindells	-	Not Detected (#)	Not Detected (#)	Not Detected (#)	Not Detected (#)	Not Detected (#)	Not Detected (#)	Not Detected

CERTIFICATE OF ANALYSIS

SDG:	140612-48	**Location:**	Coed Darcy	**Order Number:**	CD0705
Job:	H_ATKINS_LDC-224	**Customer:**	Atkins Global Ltd	**Report Number:**	274692
Client Reference:	Site Wide Trial Pitting	**Attention:**	Fiona McMillan	**Superseded Report:**	

Table of Results - Appendix

Method No	Reference	Description	Wet/Dry Sample [1]	Surrogate Corrected
ASB_PREP				
PM001		Preparation of Samples for Metals Analysis		
PM024	Modified BS 1377	Soil preparation including homogenisation, moisture screens of soils for Asbestos Containing Material		
TM048	HSG 248, Asbestos: The analysts' guide for sampling, analysis and clearance procedures	Identification of Asbestos in Bulk Material		
TM089	Modified: US EPA Methods 8020 & 602	Determination of Gasoline Range Hydrocarbons (GRO) and BTEX (MTBE) compounds by Headspace GC-FID (C4-C12)		
TM132	In - house Method	ELTRA CS800 Operators Guide		
TM133	BS 1377: Part 3 1990;BS 6068-2.5	Determination of pH in Soil and Water using the GLpH pH Meter		
TM173	Analysis of Petroleum Hydrocarbons in Environmental Media – Total Petroleum Hydrocarbon Criteria	Determination of Speciated Extractable Petroleum Hydrocarbons in Soils by GC-FID		
TM181	US EPA Method 6010B	Determination of Routine Metals in Soil by iCap 6500 Duo ICP-OES		
TM218	Microwave extraction – EPA method 3546	Microwave extraction - EPA method 3546		

[1] Applies to Solid samples only. DRY indicates samples have been dried at 35°C. NA = not applicable.

CERTIFICATE OF ANALYSIS

SDG:	140612-48	**Location:**	Coed Darcy	**Order Number:**	CD0705
Job:	H_ATKINS_LDC-224	**Customer:**	Atkins Global Ltd	**Report Number:**	274692
Client Reference:	Site Wide Trial Pitting	**Attention:**	Fiona McMillan	**Superseded Report:**	

Test Completion Dates

Lab Sample No(s)	9426834	9426888	9426946	9426974	9426978	9426982	9426680	9426737	9426787	9426686
Customer Sample Ref.	TP 6050	TP 6050	TP 6050	TP 6051	TP 6051	TP 6051	TP 6052	TP 6052	TP 6052	TP 6053
AGS Ref.										
Depth	0.40	1.50	2.50	0.30	0.90	1.90	0.40	1.30	2.50	0.20
Type	SOLID	SOLID	SOLID	SOLID	SOLID	SOLID	SOLID	SOLID	SOLID	SOLID
Asbestos ID in Solid Samples	23-Jun-2014			23-Jun-2014			23-Jun-2014			23-Jun-2014
EPH CWG (Aliphatic) GC (S)	23-Jun-2014	25-Jun-2014	23-Jun-2014	23-Jun-2014	23-Jun-2014	23-Jun-2014	23-Jun-2014	23-Jun-2014	23-Jun-2014	23-Jun-2014
EPH CWG (Aromatic) GC (S)	23-Jun-2014	25-Jun-2014	23-Jun-2014	23-Jun-2014	23-Jun-2014	23-Jun-2014	23-Jun-2014	23-Jun-2014	23-Jun-2014	23-Jun-2014
GRO by GC-FID (S)	22-Jun-2014	23-Jun-2014	23-Jun-2014	22-Jun-2014	22-Jun-2014	22-Jun-2014	22-Jun-2014	22-Jun-2014	23-Jun-2014	22-Jun-2014
Metals in solid samples by OES	20-Jun-2014	19-Jun-2014	19-Jun-2014	23-Jun-2014	19-Jun-2014	19-Jun-2014	20-Jun-2014	19-Jun-2014	19-Jun-2014	23-Jun-2014
PAH by GCMS	25-Jun-2014	21-Jun-2014	23-Jun-2014	23-Jun-2014	23-Jun-2014	23-Jun-2014	23-Jun-2014	23-Jun-2014	23-Jun-2014	23-Jun-2014
pH	20-Jun-2014	19-Jun-2014	19-Jun-2014	19-Jun-2014	18-Jun-2014	19-Jun-2014	20-Jun-2014	19-Jun-2014	18-Jun-2014	20-Jun-2014
Sample description	13-Jun-2014	14-Jun-2014	14-Jun-2014	13-Jun-2014	14-Jun-2014	14-Jun-2014	13-Jun-2014	14-Jun-2014	14-Jun-2014	13-Jun-2014
Total Organic Carbon			19-Jun-2014				23-Jun-2014			
TPH CWG GC (S)	23-Jun-2014	25-Jun-2014	23-Jun-2014	23-Jun-2014	23-Jun-2014	23-Jun-2014	23-Jun-2014	23-Jun-2014	23-Jun-2014	23-Jun-2014

Lab Sample No(s)	9426691	9426695	9426700	9426705	9426709	9426715	9426721	9426728	9426733	9426741
Customer Sample Ref.	TP 6053	TP 6053	TP 6054	TP 6054	TP 6054	TP 6055	TP 6055	TP 6055	TP 6056	TP 6056
AGS Ref.										
Depth	1.20	2.50	0.40	0.90	1.70	0.40	1.20	2.40	0.40	0.90
Type	SOLID	SOLID	SOLID	SOLID	SOLID	SOLID	SOLID	SOLID	SOLID	SOLID
Asbestos ID in Solid Samples			23-Jun-2014	23-Jun-2014		23-Jun-2014			23-Jun-2014	23-Jun-2014
EPH CWG (Aliphatic) GC (S)	24-Jun-2014	24-Jun-2014	23-Jun-2014	23-Jun-2014	24-Jun-2014	19-Jun-2014	24-Jun-2014	24-Jun-2014	23-Jun-2014	23-Jun-2014
EPH CWG (Aromatic) GC (S)	23-Jun-2014	24-Jun-2014	23-Jun-2014	23-Jun-2014	24-Jun-2014	19-Jun-2014	23-Jun-2014	23-Jun-2014	23-Jun-2014	23-Jun-2014
GRO by GC-FID (S)	22-Jun-2014	22-Jun-2014	22-Jun-2014	23-Jun-2014	22-Jun-2014	22-Jun-2014	24-Jun-2014	22-Jun-2014	22-Jun-2014	22-Jun-2014
Metals in solid samples by OES	19-Jun-2014	19-Jun-2014	20-Jun-2014	20-Jun-2014	19-Jun-2014	17-Jun-2014	18-Jun-2014	18-Jun-2014	20-Jun-2014	20-Jun-2014
PAH by GCMS	21-Jun-2014	21-Jun-2014	23-Jun-2014	23-Jun-2014	21-Jun-2014	24-Jun-2014	23-Jun-2014	23-Jun-2014	23-Jun-2014	23-Jun-2014
pH	19-Jun-2014	19-Jun-2014	20-Jun-2014	20-Jun-2014	19-Jun-2014	20-Jun-2014	19-Jun-2014	19-Jun-2014	20-Jun-2014	19-Jun-2014
Sample description	14-Jun-2014	14-Jun-2014	13-Jun-2014	13-Jun-2014	14-Jun-2014	13-Jun-2014	12-Jun-2014	12-Jun-2014	13-Jun-2014	13-Jun-2014
TPH CWG GC (S)	24-Jun-2014	24-Jun-2014	23-Jun-2014	23-Jun-2014	24-Jun-2014	22-Jun-2014	24-Jun-2014	24-Jun-2014	23-Jun-2014	23-Jun-2014

Lab Sample No(s)	9426746	9426750	9426754	9426759	9426765	9426769	9426773	9426777	9426781	9426791
Customer Sample Ref.	TP 6057	TP 6057	TP 6057	TP 6058	TP 6058	TP 6058	TP 6058	TP 6059	TP 6059	TP 6059
AGS Ref.										
Depth	0.20	0.90	1.70	0.60	1.20	2.10	3.20	0.40	1.20	2.30
Type	SOLID	SOLID	SOLID	SOLID	SOLID	SOLID	SOLID	SOLID	SOLID	SOLID
Asbestos ID in Solid Samples	23-Jun-2014	23-Jun-2014		23-Jun-2014				23-Jun-2014		
EPH CWG (Aliphatic) GC (S)	19-Jun-2014	23-Jun-2014	24-Jun-2014	23-Jun-2014	24-Jun-2014	24-Jun-2014	24-Jun-2014	23-Jun-2014	19-Jun-2014	24-Jun-2014
EPH CWG (Aromatic) GC (S)	19-Jun-2014	23-Jun-2014	23-Jun-2014	23-Jun-2014	23-Jun-2014	23-Jun-2014	23-Jun-2014	23-Jun-2014	19-Jun-2014	23-Jun-2014
GRO by GC-FID (S)	22-Jun-2014	22-Jun-2014	22-Jun-2014	22-Jun-2014	22-Jun-2014	22-Jun-2014	22-Jun-2014	22-Jun-2014	22-Jun-2014	22-Jun-2014
Metals in solid samples by OES	20-Jun-2014	20-Jun-2014	18-Jun-2014	20-Jun-2014	18-Jun-2014	18-Jun-2014	17-Jun-2014	20-Jun-2014	18-Jun-2014	18-Jun-2014
PAH by GCMS	24-Jun-2014	24-Jun-2014	23-Jun-2014	23-Jun-2014	23-Jun-2014	23-Jun-2014	23-Jun-2014	24-Jun-2014	21-Jun-2014	23-Jun-2014
pH	20-Jun-2014	20-Jun-2014	19-Jun-2014	20-Jun-2014	19-Jun-2014	19-Jun-2014	19-Jun-2014	20-Jun-2014	19-Jun-2014	19-Jun-2014
Sample description	13-Jun-2014	13-Jun-2014	12-Jun-2014	13-Jun-2014	12-Jun-2014	12-Jun-2014	12-Jun-2014	13-Jun-2014	13-Jun-2014	12-Jun-2014
Total Organic Carbon							17-Jun-2014			
TPH CWG GC (S)	22-Jun-2014	23-Jun-2014	24-Jun-2014	23-Jun-2014	24-Jun-2014	24-Jun-2014	24-Jun-2014	23-Jun-2014	22-Jun-2014	24-Jun-2014

Lab Sample No(s)	9426795	9426799	9426803	9426807	9426813	9426817	9426822	9426826	9426830	9426840
Customer Sample Ref.	TP 6059	TP 6070	TP 6070	TP 6070	TP 6070	TP 6071	TP 6071	TP 6071	TP 6071	TP 6072
AGS Ref.										
Depth	3.30	0.30	1.00	2.40	3.40	0.50	1.70	2.70	3.70	0.60
Type	SOLID	SOLID	SOLID	SOLID	SOLID	SOLID	SOLID	SOLID	SOLID	SOLID
Asbestos ID in Solid Samples		23-Jun-2014				23-Jun-2014				23-Jun-2014
EPH CWG (Aliphatic) GC (S)	24-Jun-2014	23-Jun-2014	23-Jun-2014	18-Jun-2014	24-Jun-2014	23-Jun-2014	16-Jun-2014	23-Jun-2014	24-Jun-2014	19-Jun-2014
EPH CWG (Aromatic) GC (S)	23-Jun-2014	23-Jun-2014	23-Jun-2014	18-Jun-2014	23-Jun-2014	23-Jun-2014	16-Jun-2014	23-Jun-2014	24-Jun-2014	19-Jun-2014
GRO by GC-FID (S)	22-Jun-2014	22-Jun-2014	23-Jun-2014	23-Jun-2014	23-Jun-2014	22-Jun-2014	23-Jun-2014	22-Jun-2014	22-Jun-2014	22-Jun-2014
Metals in solid samples by OES	18-Jun-2014	20-Jun-2014	18-Jun-2014	18-Jun-2014	19-Jun-2014	20-Jun-2014	18-Jun-2014	18-Jun-2014	19-Jun-2014	20-Jun-2014
PAH by GCMS	23-Jun-2014	24-Jun-2014	23-Jun-2014	21-Jun-2014	21-Jun-2014	23-Jun-2014	23-Jun-2014	21-Jun-2014	21-Jun-2014	23-Jun-2014
pH	19-Jun-2014	20-Jun-2014	19-Jun-2014	19-Jun-2014	19-Jun-2014	20-Jun-2014	19-Jun-2014	19-Jun-2014	19-Jun-2014	20-Jun-2014
Sample description	12-Jun-2014	13-Jun-2014	12-Jun-2014	12-Jun-2014	14-Jun-2014	13-Jun-2014	12-Jun-2014	12-Jun-2014	13-Jun-2014	13-Jun-2014
Total Organic Carbon										19-Jun-2014
TPH CWG GC (S)	24-Jun-2014	23-Jun-2014	23-Jun-2014	23-Jun-2014	24-Jun-2014	23-Jun-2014	23-Jun-2014	23-Jun-2014	24-Jun-2014	22-Jun-2014

CERTIFICATE OF ANALYSIS

SDG:	140612-48	**Location:**	Coed Darcy	**Order Number:**	CD0705
Job:	H_ATKINS_LDC-224	**Customer:**	Atkins Global Ltd	**Report Number:**	274692
Client Reference:	Site Wide Trial Pitting	**Attention:**	Fiona McMillan	**Superseded Report:**	

Lab Sample No(s)	9426844	9426849	9426854	9426859	9426863	9426869	9426874	9426878	9426882	9426893
Customer Sample Ref.	TP 6072	TP 6072	TP 6072	TP 6073	TP 6073	TP 6073	TP 6073	TP 6074	TP 6074	TP 6074
AGS Ref.										
Depth	1.40	2.00	3.50	0.40	1.30	2.50	3.70	0.30	1.50	2.50
Type	SOLID	SOLID	SOLID	SOLID	SOLID	SOLID	SOLID	SOLID	SOLID	SOLID
Asbestos ID in Solid Samples				23-Jun-2014				23-Jun-2014		
EPH CWG (Aliphatic) GC (S)	23-Jun-2014	23-Jun-2014	23-Jun-2014	24-Jun-2014	24-Jun-2014	23-Jun-2014	23-Jun-2014	23-Jun-2014	19-Jun-2014	23-Jun-2014
EPH CWG (Aromatic) GC (S)	23-Jun-2014	23-Jun-2014	23-Jun-2014	23-Jun-2014	23-Jun-2014	23-Jun-2014	23-Jun-2014	23-Jun-2014	19-Jun-2014	23-Jun-2014
GRO by GC-FID (S)	22-Jun-2014	23-Jun-2014	23-Jun-2014	22-Jun-2014	23-Jun-2014	22-Jun-2014	22-Jun-2014	22-Jun-2014	22-Jun-2014	22-Jun-2014
Metals in solid samples by OES	18-Jun-2014	18-Jun-2014	19-Jun-2014	20-Jun-2014	19-Jun-2014	18-Jun-2014	18-Jun-2014	20-Jun-2014	19-Jun-2014	20-Jun-2014
PAH by GCMS	21-Jun-2014	23-Jun-2014	21-Jun-2014	25-Jun-2014	21-Jun-2014	23-Jun-2014	23-Jun-2014	23-Jun-2014	23-Jun-2014	20-Jun-2014
pH	19-Jun-2014	19-Jun-2014	19-Jun-2014	20-Jun-2014	19-Jun-2014	19-Jun-2014	19-Jun-2014	20-Jun-2014	19-Jun-2014	19-Jun-2014
Sample description	12-Jun-2014	12-Jun-2014	13-Jun-2014	13-Jun-2014	13-Jun-2014	12-Jun-2014	12-Jun-2014	13-Jun-2014	13-Jun-2014	13-Jun-2014
TPH CWG GC (S)	23-Jun-2014	23-Jun-2014	23-Jun-2014	24-Jun-2014	24-Jun-2014	23-Jun-2014	23-Jun-2014	23-Jun-2014	22-Jun-2014	23-Jun-2014

Lab Sample No(s)	9426897	9426901	9426907	9426913	9426917	9426923	9426927	9426935	9426942	9426951
Customer Sample Ref.	TP 6074	TP 6075	TP 6075	TP 6075	TP 6075	TP 6076	TP 6076	TP 6076	TP 6076	TP 6077
AGS Ref.										
Depth	3.50	0.70	2.00	3.10	4.50	0.50	1.20	2.20	3.70	0.50
Type	SOLID	SOLID	SOLID	SOLID	SOLID	SOLID	SOLID	SOLID	SOLID	SOLID
Asbestos ID in Solid Samples		23-Jun-2014				23-Jun-2014				23-Jun-2014
EPH CWG (Aliphatic) GC (S)	24-Jun-2014	23-Jun-2014	24-Jun-2014	23-Jun-2014	24-Jun-2014	23-Jun-2014	23-Jun-2014	23-Jun-2014	23-Jun-2014	23-Jun-2014
EPH CWG (Aromatic) GC (S)	23-Jun-2014	23-Jun-2014	23-Jun-2014	23-Jun-2014	23-Jun-2014	23-Jun-2014	23-Jun-2014	23-Jun-2014	23-Jun-2014	23-Jun-2014
GRO by GC-FID (S)	22-Jun-2014	22-Jun-2014	23-Jun-2014	22-Jun-2014	22-Jun-2014	22-Jun-2014	22-Jun-2014	23-Jun-2014	22-Jun-2014	22-Jun-2014
Metals in solid samples by OES	20-Jun-2014	20-Jun-2014	18-Jun-2014	18-Jun-2014	18-Jun-2014	20-Jun-2014	19-Jun-2014	19-Jun-2014	19-Jun-2014	20-Jun-2014
PAH by GCMS	23-Jun-2014	25-Jun-2014	21-Jun-2014	21-Jun-2014	23-Jun-2014	23-Jun-2014	23-Jun-2014	20-Jun-2014	23-Jun-2014	23-Jun-2014
pH	19-Jun-2014	20-Jun-2014	19-Jun-2014	19-Jun-2014	19-Jun-2014	19-Jun-2014	19-Jun-2014	19-Jun-2014	19-Jun-2014	19-Jun-2014
Sample description	14-Jun-2014	13-Jun-2014	12-Jun-2014	12-Jun-2014	12-Jun-2014	13-Jun-2014	14-Jun-2014	14-Jun-2014	14-Jun-2014	13-Jun-2014
Total Organic Carbon					17-Jun-2014					
TPH CWG GC (S)	24-Jun-2014	23-Jun-2014	24-Jun-2014	23-Jun-2014	24-Jun-2014	23-Jun-2014	23-Jun-2014	23-Jun-2014	23-Jun-2014	23-Jun-2014

Lab Sample No(s)	9426958	9426963	9426969
Customer Sample Ref.	TP 6077	TP 6077	TP 6077
AGS Ref.			
Depth	1.50	2.20	3.10
Type	SOLID	SOLID	SOLID
EPH CWG (Aliphatic) GC (S)	18-Jun-2014	18-Jun-2014	24-Jun-2014
EPH CWG (Aromatic) GC (S)	18-Jun-2014	18-Jun-2014	23-Jun-2014
GRO by GC-FID (S)	23-Jun-2014	22-Jun-2014	23-Jun-2014
Metals in solid samples by OES	18-Jun-2014	18-Jun-2014	19-Jun-2014
PAH by GCMS	23-Jun-2014	23-Jun-2014	23-Jun-2014
pH	19-Jun-2014	19-Jun-2014	19-Jun-2014
Sample description	12-Jun-2014	12-Jun-2014	14-Jun-2014
TPH CWG GC (S)	23-Jun-2014	22-Jun-2014	24-Jun-2014

SDG:	140612-48	**Location:**	Coed Darcy	**Order Number:**	CD0705
Job:	H_ATKINS_LDC-224	**Customer:**	Atkins Global Ltd	**Report Number:**	274692
Client Reference:	Site Wide Trial Pitting	**Attention:**	Fiona McMillan	**Superseded Report:**	

Appendix
General

1. Results are expressed on a dry weight basis (dried at 35ºC) for all soil analyses except for the following: NRA and CEN Leach tests, flash point LOI, pH, ammonium as NH4 by the BRE method, VOC TICS and SVOC TICS.

2. Samples will be run in duplicate upon request, but an additional charge may be incurred.

3. If sufficient sample is received a sub sample will be retained free of charge for 30 days after analysis is completed (e-mailed) for all sample types unless the sample is destroyed on testing. The prepared soil sub sample that is analysed for asbestos will be retained for a period of 6 months after the analysis date. All bulk samples will be retained for a period of 6 months after the analysis date. All samples received and not scheduled will be disposed of one month after the date of receipt unless we are instructed to the contrary. Once the initial period has expired, a storage charge will be applied for each month or part thereof until the client cancels the request for sample storage. ALcontrol Laboratories reserve the right to charge for samples received and stored but not analysed.

4. With respect to turnaround, we will always endeavour to meet client requirements wherever possible, but turnaround times cannot be absolutely guaranteed due to so many variables beyond our control.

5. We take responsibility for any test performed by sub-contractors (marked with an asterisk). We endeavour to use UKAS/MCERTS Accredited Laboratories, who either complete a quality questionnaire or are audited by ourselves. For some determinands there are no UKAS/MCERTS Accredited Laboratories, in this instance a laboratory with a known track record will be utilised.

6. When requested, the individual sub sample scheduled will be analysed in house for the presence of asbestos fibres and asbestos containing material by our documented in house method TM048 based on HSG 248 (2005), which is accredited to ISO17025. If a specific asbestos fibre type is not found this will be reported as “Not detected”. If no asbestos fibre types are found all will be reported as “Not detected” and the sub sample analysed deemed to be clear of asbestos. If an asbestos fibre type is found it will be reported as detected (for each fibre type found). Testing can be carried out on asbestos positive samples, but, due to Health and Safety considerations, may be replaced by alternative tests or reported as No Determination Possible. The quantity of asbestos present is not determined unless specifically requested.

7. If no separate volatile sample is supplied by the client, or if a headspace or sediment is present in the volatile sample, the integrity of the data may be compromised. This will be flagged up as an invalid VOC on the test schedule and the result marked as deviating on the test certificate.

8. If appropriate preserved bottles are not received preservation will take place on receipt. However, the integrity of the data may be compromised.

9. NDP -No determination possible due to insufficient/unsuitable sample.

10. Metals in water are performed on a filtered sample, and therefore represent dissolved metals -total metals must be requested separately.

11. Results relate only to the items tested.

12. LODs for wet tests reported on a dry weight basis are not corrected for moisture content.

13. **Surrogate recoveries** -Most of our organic methods include surrogates, the recovery of which is monitored and reported. For EPH, MO, PAH, GRO and VOCs on soils the result is not surrogate corrected, but a percentage recovery is quoted. Acceptable limits for most organic methods are 70 -130 %.

14. **Product analyses** -Organic analyses on products can only be semi-quantitative due to the matrix effects and high dilution factors
employed.

15. Phenols monohydric by HPLC include phenol, cresols (2-Methylphenol, 3-Methylphenol and 4-Methylphenol) and Xylenols (2,3 Dimethylphenol, 2,4 Dimethylphenol, 2,5 Dimethylphenol, 2,6 Dimethylphenol, 3,4 Dimethyphenol, 3,5 Dimethylphenol).

16. Total of 5 speciated phenols by HPLC includes Phenol, 2,3,5-Trimethyl Phenol, 2-Isopropylphenol, Cresols and Xylenols (as detailed in 15).

17. Stones/debris are not routinely removed. We always endeavour to take a representative sub sample from the received sample.

18. In certain circumstances the method detection limit may be elevated due to the sample being outside the calibration range. Other factors that may contribute to this include possible interferences. In both cases the sample would be diluted which would cause the method detection limit to be raised.

19. Mercury results quoted on soils will not include volatile mercury as the analysis is performed on a dried and crushed sample.

20. For the BSEN 12457-3 two batch process to allow the cumulative release to be calculated, the volume of the leachate produced is measured and filtered for all tests. We therefore cannot carry out any unfiltered analysis. The tests affected include volatiles GCFID/GCMS and all subcontracted analysis.

21. For all leachate preparations (NRA, DIN, TCLP, BSEN 12457-1, 2, 3) volatile loss may occur, as we do not employ zero headspace extraction.

22. We are accredited to MCERTS for sand, clay and loam/topsoil, or any of these materials - whether these are derived from naturally occurring soil profiles, or from fill/made ground, as long as these materials constitute the major part of the sample. Other coarse granular material such as concrete, gravel and brick are not accredited if they comprise the major part of the sample.

23. Analysis and identification of specific compounds using GCFID is by retention time only, and we routinely calibrate and quantify for benzene, toluene, ethylbenzenes and xylenes (BTEX). For total volatiles in the C5-C12 range, the total area of the chromatogram is integrated and expressed as ug/kg or ug/l. Although this analysis is commonly used for the quantification of gasoline range organics (GRO), the system will also detect other compounds such as chlorinated solvents, and this may lead to a falsely high result with respect to hydrocarbons only. It is not possible to specifically identify these non-hydrocarbons, as standards are not routinely run for any other compounds, and for more definitive identification, volatiles by GCMS should be utilised.

Sample Deviations

1	**Container with Headspace provided for volatiles analysis**
2	**Incorrect container received**
3	**Deviation from method**
4	**Holding time exceeded before sample received**
5	**Samples exceeded holding time before presevation was performed**
§	**Sampled on date not provided**
♦	**Sample holding time exceeded in laboratory**
@	**Sample holding time exceeded due to sampled on date**
&	**Sample Holding Time exceeded - Late arrival of instructions.**

Asbestos

Identification of Asbestos in Bulk Materials & Soils

The results for identification of asbestos in bulk materials are obtained from supplied bulk materials which have been examined to determine the presence of asbestos fibres using Alcontrol Laboratories (Hawarden) in-house method of transmitted/polarised light microscopy and central stop dispersion staining, based on HSG 248 (2005).

The results for identification of asbestos in soils are obtained from a homogenised sub sample which has been examined to determine the presence of asbestos fibres using Alcontrol Laboratories (Hawarden) in-house method of transmitted/polarised light microscopy and central stop dispersion staining, based on HSG 248 (2005).

Asbestos Type	Common Name
Chrysotile	White Asbestos
Amosite	Brown Asbestos
Crocidolite	Blue Asbestos
Fibrous Actinolite	-
Fibrous Anthophyllite	-
Fibrous Tremolite	-

Visual Estimation Of Fibre Content

Estimation of fibre content is not permitted as part of our UKAS accredited test other than: -
Trace -Where only one or two asbestos fibres were identified.

Further guidance on typical asbestos fibre content of manufactured products can be found in HSG 264.

The identification of asbestos containing materials and soils falls within our schedule of tests for which we hold UKAS accreditation, however opinions, interpretations and all other information contained in the report are outside the scope of UKAS accreditation.

ALcontrol Laboratories

Unit 7-8 Hawarden Business Park
Manor Road (off Manor Lane)
Hawarden
Deeside
CH5 3US
Tel: (01244) 528700
Fax: (01244) 528701
email: mkt@alcontrol.com
Website: www.alcontrol.com

Atkins Global Ltd
Project Jonah site office
Llan Coed House
Suite 24
Coed Darcy
Llandarcy
SA10 6HJ

Attention: Jack Lowrie

CERTIFICATE OF ANALYSIS

Date:	03 October 2014
Customer:	H_ATKINS_LDC
Sample Delivery Group (SDG):	140604-98
Your Reference:	Site Wide Trial Pitting
Location:	Coed Darcy
Report No:	286410

This report has been revised and directly supersedes 273835 in its entirety.

We received 40 samples on Wednesday June 04, 2014 and 40 of these samples were scheduled for analysis which was completed on Tuesday June 17, 2014. Accredited laboratory tests are defined within the report, but opinions, interpretations and on-site data expressed herein are outside the scope of ISO 17025 accreditation.

Should this report require incorporation into client reports, it must be used in its entirety and not simply with the data sections alone.

All chemical testing (unless subcontracted) is performed at ALcontrol Hawarden Laboratories.

Approved By:



Sonia McWhan
Operations Manager

Alcontrol Laboratories is a trading division of ALcontrol UK Limited
Registered Office: Units 7 & 8 Hawarden Business Park, Manor Road, Hawarden, Deeside, CH5 3US. Registered in England and Wales No. 4057291.

CERTIFICATE OF ANALYSIS

SDG:	140604-98	**Location:**	Coed Darcy	**Order Number:**	CD0696
Job:	H_ATKINS_LDC-224	**Customer:**	Atkins Global Ltd	**Report Number:**	286410
Client Reference:	Site Wide Trial Pitting	**Attention:**	Jack Lowrie	**Superseded Report:**	273835

Received Sample Overview

Lab Sample No(s)	Customer Sample Ref.	AGS Ref.	Depth (m)	Sampled Date
9388795	TPE138		0.20	02/06/2014
9388805	TPE138		0.90	02/06/2014
9388813	TPE138		1.50	02/06/2014
9388765	TPE140		0.40	02/06/2014
9388771	TPE140		1.20	02/06/2014
9388779	TPE140		2.20	02/06/2014
9388787	TPE140		3.20	02/06/2014
9388821	TPE141		0.40	02/06/2014
9388829	TPE141		1.40	02/06/2014
9388838	TPE141		2.40	02/06/2014
9388854	TPE141		3.40	02/06/2014
9388886	TPE142		0.40	02/06/2014
9388902	TPE142		1.30	02/06/2014
9388918	TPE142		2.40	02/06/2014
9388932	TPE143		0.60	02/06/2014
9388943	TPE143		1.60	02/06/2014
9388955	TPE143		2.60	02/06/2014
9388975	TPE143		3.90	02/06/2014
9388863	TPE149		0.30	02/06/2014
9388871	TPE149		1.20	02/06/2014
9388877	TPE149		2.30	02/06/2014
9388738	TPE151		0.20	02/06/2014
9388747	TPE151		0.80	02/06/2014
9388696	TPE152		0.40	02/06/2014
9388708	TPE152		1.40	02/06/2014
9388718	TPE152		2.70	02/06/2014
9388730	TPE152		4.00	02/06/2014
9388655	TPE153		0.30	02/06/2014
9388667	TPE153		1.00	02/06/2014
9388678	TPE153		2.00	02/06/2014
9388687	TPE153		3.00	02/06/2014
9388990	TPE154		0.20	02/06/2014
9388998	TPE154		0.80	02/06/2014
9389006	TPE154		1.60	02/06/2014
9389017	TPE154		2.60	02/06/2014
9388845	TPE156		0.30	02/06/2014
9388967	TPE156		1.30	02/06/2014
9388981	TPE156		2.20	02/06/2014
9388634	TPE266		0.30	02/06/2014
9388758	TPE266		1.30	02/06/2014

Only received samples which have had analysis scheduled will be shown on the following pages.

SDG: 140604-98
Job: H_ATKINS_LDC-224
Client Reference: Site Wide Trial Pitting
Location: Coed Darcy
Customer: Atkins Global Ltd
Attention: Jack Lowrie
Order Number: CD0696
Report Number: 286410
Superseded Report: 273835

SOLID

Results Legend

X Test

N No Determination Possible

Lab Sample No(s)					9388795			9388805			9388813			9388765			9388771			9388779			9388787			9388821			9388829			9388838			9388854			9388886			9388902	9388918
Customer Sample Reference					TPE138			TPE138			TPE138			TPE140			TPE140			TPE140			TPE140			TPE141			TPE141			TPE141			TPE141			TPE142			TPE142	TPE142
AGS Reference																																										
Depth (m)					0.20			0.90			1.50			0.40			1.20			2.20			3.20			0.40			1.40			2.40			3.40			0.40			1.30	2.40
Container			250g Amber Jar	400g Tub (ALE214)	60g VOC (ALE215)	250g Amber Jar	400g Tub (ALE214)	60g VOC (ALE215)	250g Amber Jar	400g Tub (ALE214)	60g VOC (ALE215)	250g Amber Jar	400g Tub (ALE214)	60g VOC (ALE215)	250g Amber Jar	400g Tub (ALE214)	60g VOC (ALE215)	250g Amber Jar	400g Tub (ALE214)	60g VOC (ALE215)	250g Amber Jar	400g Tub (ALE214)	60g VOC (ALE215)	250g Amber Jar	400g Tub (ALE214)	60g VOC (ALE215)	250g Amber Jar	400g Tub (ALE214)	60g VOC (ALE215)	250g Amber Jar	400g Tub (ALE214)	60g VOC (ALE215)	250g Amber Jar	400g Tub (ALE214)	60g VOC (ALE215)	250g Amber Jar	400g Tub (ALE214)	60g VOC (ALE215)	250g Amber Jar	400g Tub (ALE214)	60g VOC (ALE215)	250g Amber Jar
Asbestos ID in Solid Samples	All	NDPs: 0 Tests: 14		X			X																	X												X					
EPH CWG (Aliphatic) GC (S)	All	NDPs: 0 Tests: 40	X			X			X			X			X			X			X			X			X			X			X			X			X			X
EPH CWG (Aromatic) GC (S)	All	NDPs: 0 Tests: 40	X			X			X			X			X			X			X			X			X			X			X			X			X			X
GRO by GC-FID (S)	All	NDPs: 0 Tests: 40			X			X			X			X			X			X			X			X			X			X			X			X			X	
Metals in solid samples by OES	All	NDPs: 0 Tests: 40	X			X			X			X			X			X			X			X			X			X			X			X			X			X
PAH by GCMS	All	NDPs: 0 Tests: 40	X			X			X			X			X			X			X			X			X			X			X			X			X			X
pH	All	NDPs: 0 Tests: 40		X			X			X			X			X			X			X			X			X			X			X			X			X		
Sample description	All	NDPs: 0 Tests: 40	X			X			X			X			X			X			X			X			X			X			X			X			X			X
Total Organic Carbon	All	NDPs: 0 Tests: 12				X															X						X															X
TPH CWG GC (S)	All	NDPs: 0 Tests: 40	X			X			X			X			X			X			X			X			X			X			X			X			X			X

SDG: 140604-98
Job: H_ATKINS_LDC-224
Client Reference: Site Wide Trial Pitting

Location: Coed Darcy
Customer: Atkins Global Ltd
Attention: Jack Lowrie

Order Number: CD0696
Report Number: 286410
Superseded Report: 273835

SOLID

Results Legend

- **X** Test
- **N** No Determination Possible

Lab Sample No(s)			9388918		9388932			9388943			9388955			9388975			9388863			9388871			9388877		9388738			9388747			9388696			9388708			9388718			9388730		
Customer Sample Reference			TPE142		TPE143			TPE143			TPE143			TPE143			TPE149			TPE149			TPE149		TPE151			TPE151			TPE152			TPE152			TPE152			TPE152		
AGS Reference																																										
Depth (m)			2.40		0.60			1.60			2.60			3.90			0.30			1.20			2.30		0.20			0.80			0.40			1.40			2.70			4.00		
Container			400g Tub (ALE214)	60g VOC (ALE215)	250g Amber Jar	400g Tub (ALE214)	60g VOC (ALE215)	250g Amber Jar	400g Tub (ALE214)	60g VOC (ALE215)	250g Amber Jar	400g Tub (ALE214)	60g VOC (ALE215)	250g Amber Jar	400g Tub (ALE214)	60g VOC (ALE215)	250g Amber Jar	400g Tub (ALE214)	60g VOC (ALE215)	250g Amber Jar	400g Tub (ALE214)	60g VOC (ALE215)	400g Tub (ALE214)	60g VOC (ALE215)	250g Amber Jar	400g Tub (ALE214)	60g VOC (ALE215)	250g Amber Jar	400g Tub (ALE214)	60g VOC (ALE215)	250g Amber Jar	400g Tub (ALE214)	60g VOC (ALE215)	250g Amber Jar	400g Tub (ALE214)	60g VOC (ALE215)	250g Amber Jar	400g Tub (ALE214)	60g VOC (ALE215)	250g Amber Jar	400g Tub (ALE214)	60g VOC (ALE215)
Asbestos ID in Solid Samples	All	NDPs: 0 Tests: 14				X												X								X			X			X										
EPH CWG (Aliphatic) GC (S)	All	NDPs: 0 Tests: 40			X			X			X			X			X			X			X		X			X			X			X			X			X		
EPH CWG (Aromatic) GC (S)	All	NDPs: 0 Tests: 40			X			X			X			X			X			X			X		X			X			X			X			X			X		
GRO by GC-FID (S)	All	NDPs: 0 Tests: 40		X			X			X			X			X			X			X		X			X			X			X			X			X			X
Metals in solid samples by OES	All	NDPs: 0 Tests: 40			X			X			X			X			X			X			X		X			X			X			X			X			X		
PAH by GCMS	All	NDPs: 0 Tests: 40			X			X			X			X			X			X			X		X			X			X			X			X			X		
pH	All	NDPs: 0 Tests: 40	X			X			X			X			X			X			X		X			X			X			X			X			X			X	
Sample description	All	NDPs: 0 Tests: 40			X			X			X			X			X			X			X		X			X			X			X			X			X		
Total Organic Carbon	All	NDPs: 0 Tests: 12												X			X											X						X								
TPH CWG GC (S)	All	NDPs: 0 Tests: 40			X			X			X			X			X			X			X		X			X			X			X			X			X		

CERTIFICATE OF ANALYSIS

SDG:	140604-98	**Location:**	Coed Darcy	**Order Number:**	CD0696
Job:	H_ATKINS_LDC-224	**Customer:**	Atkins Global Ltd	**Report Number:**	286410
Client Reference:	Site Wide Trial Pitting	**Attention:**	Jack Lowrie	**Superseded Report:**	273835

SOLID

Results Legend

X **Test**

N **No Determination Possible**

			Lab Sample No(s)	Customer Sample Reference	AGS Reference	Depth (m)	Container
			9388655	TPE153		0.30	250g Amber Jar
							400g Tub (ALE214)
							60g VOC (ALE215)
			9388667	TPE153		1.00	250g Amber Jar
							400g Tub (ALE214)
							60g VOC (ALE215)
			9388678	TPE153		2.00	250g Amber Jar
							400g Tub (ALE214)
							60g VOC (ALE215)
			9388687	TPE153		3.00	250g Amber Jar
							400g Tub (ALE214)
							60g VOC (ALE215)
			9388990	TPE154		0.20	250g Amber Jar
							400g Tub (ALE214)
							60g VOC (ALE215)
			9388998	TPE154		0.80	250g Amber Jar
							400g Tub (ALE214)
							60g VOC (ALE215)
			9389006	TPE154		1.60	250g Amber Jar
							400g Tub (ALE214)
							60g VOC (ALE215)
			9389017	TPE154		2.60	250g Amber Jar
							400g Tub (ALE214)
							60g VOC (ALE215)
			9388845	TPE156		0.30	250g Amber Jar
							400g Tub (ALE214)
							60g VOC (ALE215)
			9388967	TPE156		1.30	250g Amber Jar
							400g Tub (ALE214)
							60g VOC (ALE215)
			9388981	TPE156		2.20	250g Amber Jar
							400g Tub (ALE214)
							60g VOC (ALE215)
			9388634	TPE266		0.30	250g Amber Jar
							400g Tub (ALE214)
							60g VOC (ALE215)
			9388758	TPE266		1.30	250g Amber Jar
							400g Tub (ALE214)
							60g VOC (ALE215)
Asbestos ID in Solid Samples	All	NDPs: 0 Tests: 14		X			X		X			X			X				X															
EPH CWG (Aliphatic) GC (S)	All	NDPs: 0 Tests: 40	X		X		X		X		X			X			X			X			X			X			X						
EPH CWG (Aromatic) GC (S)	All	NDPs: 0 Tests: 40	X		X		X		X		X			X			X			X			X			X			X						
GRO by GC-FID (S)	All	NDPs: 0 Tests: 40		X		X		X		X		X			X			X			X			X			X			X					X
Metals in solid samples by OES	All	NDPs: 0 Tests: 40	X		X		X		X		X			X			X			X			X			X			X						
PAH by GCMS	All	NDPs: 0 Tests: 40	X		X		X		X		X			X			X			X			X			X			X						
pH	All	NDPs: 0 Tests: 40		X		X		X		X		X			X			X			X			X			X			X					X	
Sample description	All	NDPs: 0 Tests: 40	X		X		X		X		X			X			X			X			X			X			X						
Total Organic Carbon	All	NDPs: 0 Tests: 12	X											X						X						X									
TPH CWG GC (S)	All	NDPs: 0 Tests: 40	X		X		X		X		X			X			X			X			X			X			X						

CERTIFICATE OF ANALYSIS

SDG:	140604-98	**Location:**	Coed Darcy	**Order Number:**	CD0696
Job:	H_ATKINS_LDC-224	**Customer:**	Atkins Global Ltd	**Report Number:**	286410
Client Reference:	Site Wide Trial Pitting	**Attention:**	Jack Lowrie	**Superseded Report:**	273835

Sample Descriptions

Grain Sizes

very fine	<0.063mm	fine	0.063mm - 0.1mm	medium	0.1mm - 2mm	coarse	2mm - 10mm	very coarse	>10mm

Lab Sample No(s)	Customer Sample Ref.	Depth (m)	Colour	Description	Grain size	Inclusions	Inclusions 2
9388795	TPE138	0.20	Dark Brown	Loamy Sand	0.1 - 2 mm	Stones	Vegetation
9388805	TPE138	0.90	Dark Brown	Loamy Sand	0.1 - 2 mm	Stones	None
9388813	TPE138	1.50	Dark Brown	Loamy Sand	0.1 - 2 mm	Stones	None
9388765	TPE140	0.40	Dark Brown	Sandy Loam	0.1 - 2 mm	Stones	Vegetation
9388771	TPE140	1.20	Dark Brown	Sandy Loam	0.1 - 2 mm	Stones	Vegetation
9388779	TPE140	2.20	Dark Brown	Sand	0.1 - 2 mm	Vegetation	Stones
9388787	TPE140	3.20	Dark Brown	Sand	0.1 - 2 mm	Stones	Vegetation
9388821	TPE141	0.40	Dark Brown	Sandy Silt Loam	0.1 - 2 mm	Stones	Vegetation
9388829	TPE141	1.40	Dark Brown	Silty Clay	0.063 - 0.1 mm	Stones	N/A
9388838	TPE141	2.40	Dark Brown	Silt Loam	0.063 - 0.1 mm	Stones	N/A
9388854	TPE141	3.40	Dark Brown	Silty Clay	0.063 - 0.1 mm	Stones	N/A
9388886	TPE142	0.40	Dark Brown	Sandy Clay Loam	0.1 - 2 mm	Stones	Vegetation
9388902	TPE142	1.30	Dark Brown	Sandy Loam	0.1 - 2 mm	Stones	Vegetation
9388918	TPE142	2.40	Dark Brown	Silty Clay	0.063 - 0.1 mm	Stones	N/A
9388932	TPE143	0.60	Dark Brown	Sandy Clay Loam	0.1 - 2 mm	Stones	Vegetation
9388943	TPE143	1.60	Dark Brown	Sandy Loam	0.1 - 2 mm	Stones	None
9388955	TPE143	2.60	Dark Brown	Silty Sand	0.063 - 0.1 mm	Stones	N/A
9388975	TPE143	3.90	Dark Brown	Sandy Loam	0.1 - 2 mm	Stones	None
9388863	TPE149	0.30	Dark Brown	Sandy Clay Loam	0.1 - 2 mm	Stones	Vegetation
9388871	TPE149	1.20	Dark Brown	Silty Sand	0.063 - 0.1 mm	Stones	N/A
9388877	TPE149	2.30	Light Brown	Sandy Clay Loam	0.1 - 2 mm	Stones	None
9388738	TPE151	0.20	Dark Brown	Sandy Silt Loam	0.1 - 2 mm	Stones	Vegetation
9388747	TPE151	0.80	Beige	Sandy Loam	0.1 - 2 mm	Stones	Vegetation
9388696	TPE152	0.40	Dark Brown	Loamy Sand	0.1 - 2 mm	Stones	Vegetation
9388708	TPE152	1.40	Dark Brown	Sandy Loam	0.1 - 2 mm	Stones	None
9388718	TPE152	2.70	Dark Brown	Loamy Sand	0.1 - 2 mm	Stones	Vegetation
9388730	TPE152	4.00	Dark Brown	Sandy Clay	0.063 - 0.1 mm	Stones	N/A
9388655	TPE153	0.30	Dark Brown	Sandy Silt Loam	0.1 - 2 mm	Vegetation	Stones
9388667	TPE153	1.00	Dark Brown	Sandy Loam	0.1 - 2 mm	Stones	Vegetation
9388678	TPE153	2.00	Dark Brown	Silty Clay	0.063 - 0.1 mm	Stones	N/A
9388687	TPE153	3.00	Dark Brown	Sandy Clay	0.063 - 0.1 mm	Oil/Petroleum	Stones
9388990	TPE154	0.20	Light Brown	Loamy Sand	0.1 - 2 mm	Stones	Brick
9388998	TPE154	0.80	Light Brown	Loamy Sand	0.1 - 2 mm	Stones	Vegetation
9389006	TPE154	1.60	Dark Brown	Sandy Loam	0.1 - 2 mm	Stones	None
9389017	TPE154	2.60	Dark Brown	Silty Clay	0.063 - 0.1 mm	Stones	Oil/Petroleum
9388845	TPE156	0.30	Light Brown	Loamy Sand	0.1 - 2 mm	Stones	Vegetation
9388967	TPE156	1.30	Light Brown	Sandy Clay	0.063 - 0.1 mm	Stones	N/A
9388981	TPE156	2.20	Dark Brown	Silty Clay	0.063 - 0.1 mm	Stones	N/A

CERTIFICATE OF ANALYSIS

SDG:	140604-98	**Location:**	Coed Darcy	**Order Number:**	CD0696
Job:	H_ATKINS_LDC-224	**Customer:**	Atkins Global Ltd	**Report Number:**	286410
Client Reference:	Site Wide Trial Pitting	**Attention:**	Jack Lowrie	**Superseded Report:**	273835

			Colour	Description	Grain size	Inclusions	Inclusions 2
9388634	TPE266	0.30	Light Brown	Sandy Silt Loam	0.1 - 2 mm	Stones	Vegetation
9388758	TPE266	1.30	Dark Brown	Sandy Clay	0.063 - 0.1 mm	Stones	N/A

These descriptions are only intended to act as a cross check if sample identities are questioned, and to provide a log of sample matrices with respect to MCERTS validation. They are not intended as full geological descriptions.

We are accredited to MCERTS for sand, clay and loam/topsoil, or any of these materials - whether these are derived from naturally ocurring soil profiles, or from fill/made ground, as long as these materials constitute the major part of the sample.

Other coarse granular materials such as concrete, gravel and brick are not accredited if they comprise the major part of the sample.

CERTIFICATE OF ANALYSIS

SDG:	140604-98	**Location:**	Coed Darcy	**Order Number:**	CD0696
Job:	H_ATKINS_LDC-224	**Customer:**	Atkins Global Ltd	**Report Number:**	286410
Client Reference:	Site Wide Trial Pitting	**Attention:**	Jack Lowrie	**Superseded Report:**	273835

Results Legend

#	ISO17025 accredited.
M	*m*CERTS accredited.
aq	Aqueous / settled sample.
diss.filt	Dissolved / filtered sample.
tot.unfilt	Total / unfiltered sample.
*	Subcontracted test.
**	% recovery of the surrogate standard to check the efficiency of the method. The results of individual compounds within samples aren't corrected for the recovery
(F)	Trigger breach confirmed
1-5&+§@	Sample deviation (see appendix)

Component	LOD/Units	Method	Customer Sample Ref.	TPE138	TPE138	TPE138	TPE140	TPE140	TPE140
			Depth (m)	0.20	0.90	1.50	0.40	1.20	2.20
			Sample Type	Soil/Solid	Soil/Solid	Soil/Solid	Soil/Solid	Soil/Solid	Soil/Solid
			Date Sampled	02/06/2014	02/06/2014	02/06/2014	02/06/2014	02/06/2014	02/06/2014
			Sample Time	.	.	.	.	.	.
			Date Received	04/06/2014	04/06/2014	04/06/2014	04/06/2014	04/06/2014	04/06/2014
			SDG Ref	140604-98	140604-98	140604-98	140604-98	140604-98	140604-98
			Lab Sample No.(s)	9388795	9388805	9388813	9388765	9388771	9388779
			AGS Reference						
Moisture Content Ratio	%	PM024		10	12	15	12	8.1	9
Soil Organic Matter (SOM)	<0.35 %	TM132			1.91 #				
pH	1 pH Units	TM133		6.98 M	7.55 M	7.34 M	6.82 M	6.95 M	7.33 M
Arsenic	<0.6 mg/kg	TM181		45.3 M	30.9 M	29.4 M	13.2 M	14.6 M	10.8 M
Cadmium	<0.02 mg/kg	TM181		1.31 M	1.74 M	1.09 M	1.15 M	0.902 M	0.768 M
Chromium	<0.9 mg/kg	TM181		15.5 M	14.7 M	14.4 M	15.5 M	14.8 M	13.9 M
Copper	<1.4 mg/kg	TM181		92.4 M	61.6 M	80.4 M	28.7 M	15.6 M	15.9 M
Lead	<0.7 mg/kg	TM181		39.3 M	28.1 M	29.8 M	20.2 M	15.9 M	14.6 M
Mercury	<0.14 mg/kg	TM181		<0.14 M	<0.14 M	<0.14 M	<0.14 M	<0.14 M	<0.14 M
Nickel	<0.2 mg/kg	TM181		24 M	22.4 M	19 M	22.3 M	28.2 M	24.5 M
Selenium	<1 mg/kg	TM181		1.91 #	1.87 #	1.9 #	1.32 #	1.59 #	1.34 #
Vanadium	<0.2 mg/kg	TM181		18.7 #	20.7 #	17.1 #	14.7 #	16.7 #	15.1 #
Zinc	<1.9 mg/kg	TM181		144 M	132 M	105 M	119 M	83.4 M	84.9 M

CERTIFICATE OF ANALYSIS

SDG:	140604-98	**Location:**	Coed Darcy	**Order Number:**	CD0696
Job:	H_ATKINS_LDC-224	**Customer:**	Atkins Global Ltd	**Report Number:**	286410
Client Reference:	Site Wide Trial Pitting	**Attention:**	Jack Lowrie	**Superseded Report:**	273835

Results Legend

#	ISO17025 accredited.
M	*m*CERTS accredited.
aq	Aqueous / settled sample.
diss.filt	Dissolved / filtered sample.
tot.unfilt	Total / unfiltered sample.
*	Subcontracted test.
**	% recovery of the surrogate standard to check the efficiency of the method. The results of individual compounds within samples aren't corrected for the recovery
(F)	Trigger breach confirmed
1-5&+§@	Sample deviation (see appendix)

Component	LOD/Units	Method	Customer Sample Ref.	TPE140	TPE141	TPE141	TPE141	TPE141	TPE142
			Depth (m)	3.20	0.40	1.40	2.40	3.40	0.40
			Sample Type	Soil/Solid	Soil/Solid	Soil/Solid	Soil/Solid	Soil/Solid	Soil/Solid
			Date Sampled	02/06/2014	02/06/2014	02/06/2014	02/06/2014	02/06/2014	02/06/2014
			Sample Time	.	.	.	.	.	.
			Date Received	04/06/2014	04/06/2014	04/06/2014	04/06/2014	04/06/2014	04/06/2014
			SDG Ref	140604-98	140604-98	140604-98	140604-98	140604-98	140604-98
			Lab Sample No.(s)	9388787	9388821	9388829	9388838	9388854	9388886
			AGS Reference						
Moisture Content Ratio	%	PM024		8.6	8.9	13	9	8.7	12
Soil Organic Matter (SOM)	<0.35 %	TM132		1.59 #		1.29 #			
pH	1 pH Units	TM133		7.17 M	6.94 M	7 M	7.16 M	7.26 M	6.86 M
Arsenic	<0.6 mg/kg	TM181		10 M	16.7 M	14.8 M	13.2 M	11.2 M	57.5 M
Cadmium	<0.02 mg/kg	TM181		0.699 M	0.911 M	0.785 M	0.674 M	0.785 M	2.1 M
Chromium	<0.9 mg/kg	TM181		12.4 M	14.6 M	16 M	13.7 M	14.3 M	14.4 M
Copper	<1.4 mg/kg	TM181		14.4 M	24.4 M	23.5 M	19.8 M	15.3 M	121 M
Lead	<0.7 mg/kg	TM181		12.5 M	19.1 M	16.4 M	14.7 M	13.8 M	50.3 M
Mercury	<0.14 mg/kg	TM181		<0.14 M	<0.14 M	<0.14 M	<0.14 M	<0.14 M	<0.14 M
Nickel	<0.2 mg/kg	TM181		22.7 M	29.5 M	24.1 M	25.2 M	25.9 M	21.7 M
Selenium	<1 mg/kg	TM181		1.16 #	1.11 #	2.02 #	1.23 #	1.3 #	1.69 #
Vanadium	<0.2 mg/kg	TM181		12.1 #	16.5 #	19.9 #	15.9 #	16.1 #	20 #
Zinc	<1.9 mg/kg	TM181		74 M	88.8 M	83.4 M	73.1 M	77.8 M	189 M

CERTIFICATE OF ANALYSIS

SDG:	140604-98	**Location:**	Coed Darcy	**Order Number:**	CD0696
Job:	H_ATKINS_LDC-224	**Customer:**	Atkins Global Ltd	**Report Number:**	286410
Client Reference:	Site Wide Trial Pitting	**Attention:**	Jack Lowrie	**Superseded Report:**	273835

Results Legend

#	ISO17025 accredited.
M	*m*CERTS accredited.
aq	Aqueous / settled sample.
diss.filt	Dissolved / filtered sample.
tot.unfilt	Total / unfiltered sample.
*	Subcontracted test.
**	% recovery of the surrogate standard to check the efficiency of the method. The results of individual compounds within samples aren't corrected for the recovery
(F)	Trigger breach confirmed
1-5&+§@	Sample deviation (see appendix)

Component	LOD/Units	Method	Customer Sample Ref.	TPE142	TPE142	TPE143	TPE143	TPE143	TPE143
			Depth (m)	1.30	2.40	0.60	1.60	2.60	3.90
			Sample Type	Soil/Solid	Soil/Solid	Soil/Solid	Soil/Solid	Soil/Solid	Soil/Solid
			Date Sampled	02/06/2014	02/06/2014	02/06/2014	02/06/2014	02/06/2014	02/06/2014
			Sample Time	.	.	.	.	.	.
			Date Received	04/06/2014	04/06/2014	04/06/2014	04/06/2014	04/06/2014	04/06/2014
			SDG Ref	140604-98	140604-98	140604-98	140604-98	140604-98	140604-98
			Lab Sample No.(s)	9388902	9388918	9388932	9388943	9388955	9388975
			AGS Reference						
Moisture Content Ratio	%	PM024		15	10	9.5	11	11	11
Soil Organic Matter (SOM)	<0.35 %	TM132			1.27 #				1.29 #
pH	1 pH Units	TM133		6.68 M	6.93 M	6.95 M	7.12 M	7.09 M	6.21 M
Arsenic	<0.6 mg/kg	TM181		26.2 M	18.6 M	17.7 M	14.5 M	10.9 M	11.5 M
Cadmium	<0.02 mg/kg	TM181		1.02 M	0.85 M	0.727 M	0.875 M	0.648 M	0.655 M
Chromium	<0.9 mg/kg	TM181		14.4 M	12.9 M	12.4 M	15.8 M	13.3 M	14.9 M
Copper	<1.4 mg/kg	TM181		47.2 M	20.8 M	25.2 M	28.2 M	13.7 M	11.8 M
Lead	<0.7 mg/kg	TM181		26.9 M	16.7 M	62.5 M	106 M	41.2 M	17.2 M
Mercury	<0.14 mg/kg	TM181		<0.14 M	<0.14 M	4.54 M	1.46 M	<0.14 M	<0.14 M
Nickel	<0.2 mg/kg	TM181		18.4 M	21.4 M	22 M	27.2 M	25.8 M	28.8 M
Selenium	<1 mg/kg	TM181		1.42 #	1.22 #	1.18 #	<1 #	1.28	1.5 #
Vanadium	<0.2 mg/kg	TM181		19.3 #	15 #	13.4 #	19.5 #	14.4	17.5 #
Zinc	<1.9 mg/kg	TM181		98.8 M	75.4 M	87.7 M	115 M	77.6 M	73.9 M

CERTIFICATE OF ANALYSIS

SDG:	140604-98	**Location:**	Coed Darcy	**Order Number:**	CD0696
Job:	H_ATKINS_LDC-224	**Customer:**	Atkins Global Ltd	**Report Number:**	286410
Client Reference:	Site Wide Trial Pitting	**Attention:**	Jack Lowrie	**Superseded Report:**	273835

Results Legend

#	ISO17025 accredited.
M	*m*CERTS accredited.
aq	Aqueous / settled sample.
diss.filt	Dissolved / filtered sample.
tot.unfilt	Total / unfiltered sample.
*	Subcontracted test.
**	% recovery of the surrogate standard to check the efficiency of the method. The results of individual compounds within samples aren't corrected for the recovery
(F)	Trigger breach confirmed
1-5&+§@	Sample deviation (see appendix)

Component	LOD/Units	Method	Customer Sample Ref.	TPE149	TPE149	TPE149	TPE151	TPE151	TPE152
			Depth (m)	0.30	1.20	2.30	0.20	0.80	0.40
			Sample Type	Soil/Solid	Soil/Solid	Soil/Solid	Soil/Solid	Soil/Solid	Soil/Solid
			Date Sampled	02/06/2014	02/06/2014	02/06/2014	02/06/2014	02/06/2014	02/06/2014
			Sample Time	.	.	.	.	.	.
			Date Received	04/06/2014	04/06/2014	04/06/2014	04/06/2014	04/06/2014	04/06/2014
			SDG Ref	140604-98	140604-98	140604-98	140604-98	140604-98	140604-98
			Lab Sample No.(s)	9388863	9388871	9388877	9388738	9388747	9388696
			AGS Reference						
Moisture Content Ratio	%	PM024		12	8	9.7	15	8.2	8.2
Soil Organic Matter (SOM)	<0.35 %	TM132		2.14 #				2.1 #	
pH	1 pH Units	TM133		6.84 M	6.91 M	7.14 M	6.56 M	6.09 M	6.64 M
Arsenic	<0.6 mg/kg	TM181		15 M	9.07 M	26.9 M	24.3 M	13.4 M	26 M
Cadmium	<0.02 mg/kg	TM181		0.739 M	0.582 M	0.672 M	1.18 M	0.732 M	0.84 M
Chromium	<0.9 mg/kg	TM181		15.1 M	12.9 M	13.7 M	43 M	17.4 M	13.8 M
Copper	<1.4 mg/kg	TM181		28.8 M	13.8 M	16.7 M	87.9 M	15.5 M	44.3 M
Lead	<0.7 mg/kg	TM181		20.7 M	11.5 M	14.4 M	871 M	67.4 M	30.3 M
Mercury	<0.14 mg/kg	TM181		<0.14 M	<0.14 M	<0.14 M	0.492 M	<0.14 M	<0.14 M
Nickel	<0.2 mg/kg	TM181		23.6 M	21.9 M	26.4 M	32.9 M	31.6 M	23.6 M
Selenium	<1 mg/kg	TM181		1.88 #	1.34	<1 #	<1 #	1.07 #	1.27 #
Vanadium	<0.2 mg/kg	TM181		18.7 #	15.5	17.4 #	19.5 #	20.5 #	15.6 #
Zinc	<1.9 mg/kg	TM181		98.3 M	60.2 M	78.8 M	285 M	125 M	98.8 M

CERTIFICATE OF ANALYSIS

SDG:	140604-98	**Location:**	Coed Darcy	**Order Number:**	CD0696
Job:	H_ATKINS_LDC-224	**Customer:**	Atkins Global Ltd	**Report Number:**	286410
Client Reference:	Site Wide Trial Pitting	**Attention:**	Jack Lowrie	**Superseded Report:**	273835

Results Legend

#	ISO17025 accredited.
M	*m*CERTS accredited.
aq	Aqueous / settled sample.
diss.filt	Dissolved / filtered sample.
tot.unfilt	Total / unfiltered sample.
*	Subcontracted test.
**	% recovery of the surrogate standard to check the efficiency of the method. The results of individual compounds within samples aren't corrected for the recovery
(F)	Trigger breach confirmed
1-5&+§@	Sample deviation (see appendix)

Component	LOD/Units	Method	Customer Sample Ref.	TPE152	TPE152	TPE152	TPE153	TPE153	TPE153
			Depth (m)	1.40	2.70	4.00	0.30	1.00	2.00
			Sample Type	Soil/Solid	Soil/Solid	Soil/Solid	Soil/Solid	Soil/Solid	Soil/Solid
			Date Sampled	02/06/2014	02/06/2014	02/06/2014	02/06/2014	02/06/2014	02/06/2014
			Sample Time	.	.	.	.	.	.
			Date Received	04/06/2014	04/06/2014	04/06/2014	04/06/2014	04/06/2014	04/06/2014
			SDG Ref	140604-98	140604-98	140604-98	140604-98	140604-98	140604-98
			Lab Sample No.(s)	9388708	9388718	9388730	9388655	9388667	9388678
			AGS Reference						
Moisture Content Ratio	%	PM024		9.6	16	13	15	9	12
Soil Organic Matter (SOM)	<0.35 %	TM132		1.35 #			2.98 #		
pH	1 pH Units	TM133		6.95 M	7.07 M	6.06 M	6.89 M	7.01 M	7.45 M
Arsenic	<0.6 mg/kg	TM181		20.2 M	43.3 M	33.6 M	33.8 M	24.1 M	29.4 M
Cadmium	<0.02 mg/kg	TM181		1.06 M	1.11 M	0.994 M	1.8 M	1.15 M	1.06 M
Chromium	<0.9 mg/kg	TM181		14.6 M	14.7 M	14.9 M	47.4 M	22.9 M	15.1 M
Copper	<1.4 mg/kg	TM181		31.4 M	62.8 M	51.7 M	154 M	47.1 M	52.2 M
Lead	<0.7 mg/kg	TM181		19.9 M	32.6 M	54.4 M	466 M	230 M	27.5 M
Mercury	<0.14 mg/kg	TM181		<0.14 M	<0.14 M	<0.14 M	<0.14 M	<0.14 M	<0.14 M
Nickel	<0.2 mg/kg	TM181		24.1 M	17 M	22.3 M	69.5 M	30.7 M	21 M
Selenium	<1 mg/kg	TM181		2.36 #	1.71 #	1.36 #	<10 #	1.53 #	1.09 #
Vanadium	<0.2 mg/kg	TM181		17 #	18.3 #	17.5 #	23.2 #	17.2 #	18.7 #
Zinc	<1.9 mg/kg	TM181		93.2 M	83.2 M	99.3 M	193 M	124 M	111 M

CERTIFICATE OF ANALYSIS

SDG:	140604-98	**Location:**	Coed Darcy	**Order Number:**	CD0696
Job:	H_ATKINS_LDC-224	**Customer:**	Atkins Global Ltd	**Report Number:**	286410
Client Reference:	Site Wide Trial Pitting	**Attention:**	Jack Lowrie	**Superseded Report:**	273835

Results Legend

#	ISO17025 accredited.
M	*m*CERTS accredited.
aq	Aqueous / settled sample.
diss.filt	Dissolved / filtered sample.
tot.unfilt	Total / unfiltered sample.
*	Subcontracted test.
**	% recovery of the surrogate standard to check the efficiency of the method. The results of individual compounds within samples aren't corrected for the recovery
(F)	Trigger breach confirmed
1-5&+§@	Sample deviation (see appendix)

Component	LOD/Units	Method	Customer Sample Ref.	TPE153	TPE154	TPE154	TPE154	TPE154	TPE156
			Depth (m)	3.00	0.20	0.80	1.60	2.60	0.30
			Sample Type	Soil/Solid	Soil/Solid	Soil/Solid	Soil/Solid	Soil/Solid	Soil/Solid
			Date Sampled	02/06/2014	02/06/2014	02/06/2014	02/06/2014	02/06/2014	02/06/2014
			Sample Time	.	.	.	.	.	.
			Date Received	04/06/2014	04/06/2014	04/06/2014	04/06/2014	04/06/2014	04/06/2014
			SDG Ref	140604-98	140604-98	140604-98	140604-98	140604-98	140604-98
			Lab Sample No.(s)	9388687	9388990	9388998	9389006	9389017	9388845
			AGS Reference						
Moisture Content Ratio	%	PM024		13	12	13	8.2	7	16
Soil Organic Matter (SOM)	<0.35 %	TM132						0.972 #	
pH	1 pH Units	TM133		6.84 M	6.7 M	6.29 M	5.82 M	6.58 M	7.45 M
Arsenic	<0.6 mg/kg	TM181		21.7 M	68.6 M	21.6 M	13.9 M	10.2 M	53 M
Cadmium	<0.02 mg/kg	TM181		0.952 M	1.62 M	0.823 M	0.942 M	0.796 M	1.82 M
Chromium	<0.9 mg/kg	TM181		15.6 M	112 M	18.4 M	16 M	14.7 M	21.9 M
Copper	<1.4 mg/kg	TM181		40.3 M	177 M	49 M	20 M	14.4 M	119 M
Lead	<0.7 mg/kg	TM181		27.5 M	3200 M	179 M	32 M	14.7 M	205 M
Mercury	<0.14 mg/kg	TM181		<0.14 M	9.58 M	0.729 M	<0.14 M	<0.14 M	0.178 M
Nickel	<0.2 mg/kg	TM181		26.3 M	91.9 M	24 M	26.6 M	27 M	32 M
Selenium	<1 mg/kg	TM181		1.61 #	2.31 #	2.06 #	1.78 #	1.38 #	2.08 #
Vanadium	<0.2 mg/kg	TM181		20.5 #	16.4 #	17.7 #	18.9 #	17.4 #	21.1 #
Zinc	<1.9 mg/kg	TM181		97.7 M	448 M	106 M	84.5 M	92 M	220 M

CERTIFICATE OF ANALYSIS

SDG:	140604-98	**Location:**	Coed Darcy	**Order Number:**	CD0696
Job:	H_ATKINS_LDC-224	**Customer:**	Atkins Global Ltd	**Report Number:**	286410
Client Reference:	Site Wide Trial Pitting	**Attention:**	Jack Lowrie	**Superseded Report:**	273835

Results Legend

#	ISO17025 accredited.
M	*m*CERTS accredited.
aq	Aqueous / settled sample.
diss.filt	Dissolved / filtered sample.
tot.unfilt	Total / unfiltered sample.
*	Subcontracted test.
**	% recovery of the surrogate standard to check the efficiency of the method. The results of individual compounds within samples aren't corrected for the recovery
(F)	Trigger breach confirmed
1-5&+§@	Sample deviation (see appendix)

Component	LOD/Units	Method	Customer Sample Ref.	TPE156	TPE156	TPE266	TPE266		
			Depth (m)	1.30	2.20	0.30	1.30		
			Sample Type	Soil/Solid	Soil/Solid	Soil/Solid	Soil/Solid		
			Date Sampled	02/06/2014	02/06/2014	02/06/2014	02/06/2014		
			Sample Time	.	.	.	.		
			Date Received	04/06/2014	04/06/2014	04/06/2014	04/06/2014		
			SDG Ref	140604-98	140604-98	140604-98	140604-98		
			Lab Sample No.(s)	9388967	9388981	9388634	9388758		
			AGS Reference						
Moisture Content Ratio	%	PM024		15	6.6	21	12		
Soil Organic Matter (SOM)	<0.35 %	TM132		2.19 #		4.76 #			
pH	1 pH Units	TM133		6.84 M	7.12 M	6.93 M	6.65 M		
Arsenic	<0.6 mg/kg	TM181		18.6 M	8.97 M	114 M	16.5 M		
Cadmium	<0.02 mg/kg	TM181		0.988 M	0.664 M	5.58 M	0.942 M		
Chromium	<0.9 mg/kg	TM181		19.1 M	13.4 M	16.7 M	16.7 M		
Copper	<1.4 mg/kg	TM181		30.2 M	13 M	339 M	21.5 M		
Lead	<0.7 mg/kg	TM181		47.5 M	13.2 M	1480 M	41.4 M		
Mercury	<0.14 mg/kg	TM181		<0.14 M	<0.14 M	<0.14 M	<0.14 M		
Nickel	<0.2 mg/kg	TM181		27.8 M	24.9 M	30.3 M	27.6 M		
Selenium	<1 mg/kg	TM181		1.74 #	<1 #	1.81 #	1.72 #		
Vanadium	<0.2 mg/kg	TM181		24.7 #	14.2 #	23.2 #	18.5 #		
Zinc	<1.9 mg/kg	TM181		169 M	69.5 M	2800 M	187 M		

CERTIFICATE OF ANALYSIS

SDG:	140604-98	**Location:**	Coed Darcy	**Order Number:**	CD0696
Job:	H_ATKINS_LDC-224	**Customer:**	Atkins Global Ltd	**Report Number:**	286410
Client Reference:	Site Wide Trial Pitting	**Attention:**	Jack Lowrie	**Superseded Report:**	273835

PAH by GCMS

Results Legend

#	ISO17025 accredited.
M	*m*CERTS accredited.
aq	Aqueous / settled sample.
diss.filt	Dissolved / filtered sample.
tot.unfilt	Total / unfiltered sample.
*	Subcontracted test.
**	% recovery of the surrogate standard to check the efficiency of the method. The results of individual compounds within samples aren't corrected for the recovery
(F)	Trigger breach confirmed
1-5&+§@	Sample deviation (see appendix)

Component	LOD/Units	Method	Customer Sample Ref.	TPE138	TPE138	TPE138	TPE140	TPE140	TPE140
			Depth (m)	0.20	0.90	1.50	0.40	1.20	2.20
			Sample Type	Soil/Solid	Soil/Solid	Soil/Solid	Soil/Solid	Soil/Solid	Soil/Solid
			Date Sampled	02/06/2014	02/06/2014	02/06/2014	02/06/2014	02/06/2014	02/06/2014
			Sample Time	.	.	.	.	.	.
			Date Received	04/06/2014	04/06/2014	04/06/2014	04/06/2014	04/06/2014	04/06/2014
			SDG Ref	140604-98	140604-98	140604-98	140604-98	140604-98	140604-98
			Lab Sample No.(s)	9388795	9388805	9388813	9388765	9388771	9388779
			AGS Reference						
Naphthalene-d8 % recovery**	%	TM218		98.2	98.3	109	101	96.8	95
Acenaphthene-d10 % recovery**	%	TM218		96.9	96.5	108	95.6	93.4	90.8
Phenanthrene-d10 % recovery**	%	TM218		94.8	93.8	105	93.8	91.6	89.8
Chrysene-d12 % recovery**	%	TM218		90.2	88.4	84.5	89.2	86	84.5
Perylene-d12 % recovery**	%	TM218		98.3	91.3	76.7	90.6	87.9	86.2
Naphthalene	<9 µg/kg	TM218		<9 M	<9 M	16.7 M	<9 M	<9 M	<9 M
Acenaphthylene	<12 µg/kg	TM218		<12 M	<12 M	<12 M	<12 M	<12 M	<12 M
Acenaphthene	<8 µg/kg	TM218		<8 M	<8 M	<8 M	<8 M	<8 M	<8 M
Fluorene	<10 µg/kg	TM218		<10 M	<10 M	<10 M	<10 M	<10 M	<10 M
Phenanthrene	<15 µg/kg	TM218		54.6 M	60.8 M	96.5 M	65.9 M	46.8 M	55.2 M
Anthracene	<16 µg/kg	TM218		<16 M	<16 M	<16 M	<16 M	<16 M	<16 M
Fluoranthene	<17 µg/kg	TM218		28.5 M	36 M	77.9 M	<17 M	<17 M	<17 M
Pyrene	<15 µg/kg	TM218		23 M	31 M	60.5 M	<15 M	<15 M	<15 M
Benz(a)anthracene	<14 µg/kg	TM218		<14 M	<14 M	26.8 M	<14 M	<14 M	<14 M
Chrysene	<10 µg/kg	TM218		41.4 M	35.4 M	47.7 M	<10 M	<10 M	<10 M
Benzo(b)fluoranthene	<15 µg/kg	TM218		53.1 M	46 M	49.8 M	<15 M	<15 M	<15 M
Benzo(k)fluoranthene	<14 µg/kg	TM218		<14 M	<14 M	<14 M	<14 M	<14 M	<14 M
Benzo(a)pyrene	<15 µg/kg	TM218		19.8 M	20.7 M	21.4 M	<15 M	<15 M	<15 M
Indeno(1,2,3-cd)pyrene	<18 µg/kg	TM218		<18 M	<18 M	<18 M	<18 M	<18 M	<18 M
Dibenzo(a,h)anthracene	<23 µg/kg	TM218		<23 M	<23 M	<23 M	<23 M	<23 M	<23 M
Benzo(g,h,i)perylene	<24 µg/kg	TM218		<24 M	<24 M	<24 M	<24 M	<24 M	<24 M
PAH, Total Detected USEPA 16	<118 µg/kg	TM218		220	230	397	<118	<118	<118

CERTIFICATE OF ANALYSIS

SDG:	140604-98	**Location:**	Coed Darcy	**Order Number:**	CD0696
Job:	H_ATKINS_LDC-224	**Customer:**	Atkins Global Ltd	**Report Number:**	286410
Client Reference:	Site Wide Trial Pitting	**Attention:**	Jack Lowrie	**Superseded Report:**	273835

PAH by GCMS

Results Legend

#	ISO17025 accredited.
M	*m*CERTS accredited.
aq	Aqueous / settled sample.
diss.filt	Dissolved / filtered sample.
tot.unfilt	Total / unfiltered sample.
*	Subcontracted test.
**	% recovery of the surrogate standard to check the efficiency of the method. The results of individual compounds within samples aren't corrected for the recovery
(F)	Trigger breach confirmed
1-5&+§@	Sample deviation (see appendix)

Component	LOD/Units	Method	Customer Sample Ref.	TPE140	TPE141	TPE141	TPE141	TPE141	TPE142
			Depth (m)	3.20	0.40	1.40	2.40	3.40	0.40
			Sample Type	Soil/Solid	Soil/Solid	Soil/Solid	Soil/Solid	Soil/Solid	Soil/Solid
			Date Sampled	02/06/2014	02/06/2014	02/06/2014	02/06/2014	02/06/2014	02/06/2014
			Sample Time	.	.	.	.	.	.
			Date Received	04/06/2014	04/06/2014	04/06/2014	04/06/2014	04/06/2014	04/06/2014
			SDG Ref	140604-98	140604-98	140604-98	140604-98	140604-98	140604-98
			Lab Sample No.(s)	9388787	9388821	9388829	9388838	9388854	9388886
			AGS Reference						
Naphthalene-d8 % recovery**	%	TM218		97.1	117	102	102	101	115
Acenaphthene-d10 % recovery**	%	TM218		92.9	113	107	106	106	112
Phenanthrene-d10 % recovery**	%	TM218		92.1	108	103	105	105	108
Chrysene-d12 % recovery**	%	TM218		85.4	97.8	99	99	100	96.4
Perylene-d12 % recovery**	%	TM218		85	99.2	94.5	93.3	92.7	99
Naphthalene	<9 µg/kg	TM218		<9 M	<9 M	<9 M	<9 M	<9 M	11.5 M
Acenaphthylene	<12 µg/kg	TM218		<12 M	<12 M	<12 M	<12 M	<12 M	<12 M
Acenaphthene	<8 µg/kg	TM218		<8 M	<8 M	<8 M	<8 M	<8 M	<8 M
Fluorene	<10 µg/kg	TM218		<10 M	<10 M	<10 M	<10 M	<10 M	<10 M
Phenanthrene	<15 µg/kg	TM218		53.5 M	84 M	<15 M	54.2 M	70.5 M	89.2 M
Anthracene	<16 µg/kg	TM218		<16 M	<16 M	<16 M	<16 M	<16 M	<16 M
Fluoranthene	<17 µg/kg	TM218		<17 M	<17 M	<17 M	<17 M	<17 M	104 M
Pyrene	<15 µg/kg	TM218		<15 M	<15 M	<15 M	<15 M	<15 M	79 M
Benz(a)anthracene	<14 µg/kg	TM218		<14 M	<14 M	<14 M	<14 M	<14 M	55.2 M
Chrysene	<10 µg/kg	TM218		<10 M	<10 M	<10 M	<10 M	<10 M	69.7 M
Benzo(b)fluoranthene	<15 µg/kg	TM218		<15 M	<15 M	<15 M	<15 M	<15 M	82.3 M
Benzo(k)fluoranthene	<14 µg/kg	TM218		<14 M	<14 M	<14 M	<14 M	<14 M	24.2 M
Benzo(a)pyrene	<15 µg/kg	TM218		<15 M	<15 M	<15 M	<15 M	<15 M	48.7 M
Indeno(1,2,3-cd)pyrene	<18 µg/kg	TM218		<18 M	<18 M	<18 M	<18 M	<18 M	36.5 M
Dibenzo(a,h)anthracene	<23 µg/kg	TM218		<23 M	<23 M	<23 M	<23 M	<23 M	<23 M
Benzo(g,h,i)perylene	<24 µg/kg	TM218		<24 M	<24 M	<24 M	<24 M	<24 M	39.6 M
PAH, Total Detected USEPA 16	<118 µg/kg	TM218		<118	<118	<118	<118	<118	640

CERTIFICATE OF ANALYSIS

SDG:	140604-98	**Location:**	Coed Darcy	**Order Number:**	CD0696
Job:	H_ATKINS_LDC-224	**Customer:**	Atkins Global Ltd	**Report Number:**	286410
Client Reference:	Site Wide Trial Pitting	**Attention:**	Jack Lowrie	**Superseded Report:**	273835

PAH by GCMS

Results Legend

#	ISO17025 accredited.
M	*m*CERTS accredited.
aq	Aqueous / settled sample.
diss.filt	Dissolved / filtered sample.
tot.unfilt	Total / unfiltered sample.
*	Subcontracted test.
**	% recovery of the surrogate standard to check the efficiency of the method. The results of individual compounds within samples aren't corrected for the recovery
(F)	Trigger breach confirmed
1-5&+§@	Sample deviation (see appendix)

Component	LOD/Units	Method	Customer Sample Ref.	TPE142	TPE142	TPE143	TPE143	TPE143	TPE143
			Depth (m)	1.30	2.40	0.60	1.60	2.60	3.90
			Sample Type	Soil/Solid	Soil/Solid	Soil/Solid	Soil/Solid	Soil/Solid	Soil/Solid
			Date Sampled	02/06/2014	02/06/2014	02/06/2014	02/06/2014	02/06/2014	02/06/2014
			Sample Time	.	.	.	.	.	.
			Date Received	04/06/2014	04/06/2014	04/06/2014	04/06/2014	04/06/2014	04/06/2014
			SDG Ref	140604-98	140604-98	140604-98	140604-98	140604-98	140604-98
			Lab Sample No.(s)	9388902	9388918	9388932	9388943	9388955	9388975
			AGS Reference						
Naphthalene-d8 % recovery**	%	TM218		118	109	102	97.8	101	116
Acenaphthene-d10 % recovery**	%	TM218		114	109	99.6	92.1	107	116
Phenanthrene-d10 % recovery**	%	TM218		110	105	95.8	90.7	105	112
Chrysene-d12 % recovery**	%	TM218		93.9	91.9	84.5	86.1	98.6	92.6
Perylene-d12 % recovery**	%	TM218		90.6	87.7	86.1	88.4	94.5	87.3
Naphthalene	<9 µg/kg	TM218		14.3 M	13.2 M	23.1 M	19 M	<9 M	52.3 M
Acenaphthylene	<12 µg/kg	TM218		<12 M	<12 M	<12 M	<12 M	<12 M	<12 M
Acenaphthene	<8 µg/kg	TM218		<8 M	<8 M	<8 M	<8 M	<8 M	<8 M
Fluorene	<10 µg/kg	TM218		<10 M	<10 M	<10 M	<10 M	<10 M	<10 M
Phenanthrene	<15 µg/kg	TM218		106 M	122 M	34 M	40.2 M	83.7 M	141 M
Anthracene	<16 µg/kg	TM218		<16 M	<16 M	<16 M	<16 M	<16 M	<16 M
Fluoranthene	<17 µg/kg	TM218		35.7 M	<17 M	24.7 M	40.2 M	<17 M	<17 M
Pyrene	<15 µg/kg	TM218		22.9 M	<15 M	18.3 M	31.1 M	<15 M	<15 M
Benz(a)anthracene	<14 µg/kg	TM218		<14 M	20.8 M	<14 M	<14 M	<14 M	17.9 M
Chrysene	<10 µg/kg	TM218		37.1 M	45.2 M	17.3 M	29.6 M	<10 M	50.7 M
Benzo(b)fluoranthene	<15 µg/kg	TM218		52.3 M	42.2 M	26.1 M	44.2 M	<15 M	31.9 M
Benzo(k)fluoranthene	<14 µg/kg	TM218		<14 M	<14 M	<14 M	<14 M	<14 M	<14 M
Benzo(a)pyrene	<15 µg/kg	TM218		<15 M	<15 M	<15 M	31.1 M	<15 M	<15 M
Indeno(1,2,3-cd)pyrene	<18 µg/kg	TM218		<18 M	<18 M	<18 M	23.5 M	<18 M	<18 M
Dibenzo(a,h)anthracene	<23 µg/kg	TM218		<23 M	<23 M	<23 M	<23 M	<23 M	<23 M
Benzo(g,h,i)perylene	<24 µg/kg	TM218		<24 M	<24 M	<24 M	32.7 M	<24 M	<24 M
PAH, Total Detected USEPA 16	<118 µg/kg	TM218		268	243	143	292	<118	293

CERTIFICATE OF ANALYSIS

SDG:	140604-98	**Location:**	Coed Darcy	**Order Number:**	CD0696
Job:	H_ATKINS_LDC-224	**Customer:**	Atkins Global Ltd	**Report Number:**	286410
Client Reference:	Site Wide Trial Pitting	**Attention:**	Jack Lowrie	**Superseded Report:**	273835

PAH by GCMS

Results Legend

#	ISO17025 accredited.
M	*m*CERTS accredited.
aq	Aqueous / settled sample.
diss.filt	Dissolved / filtered sample.
tot.unfilt	Total / unfiltered sample.
*	Subcontracted test.
**	% recovery of the surrogate standard to check the efficiency of the method. The results of individual compounds within samples aren't corrected for the recovery
(F)	Trigger breach confirmed
1-5&+§@	Sample deviation (see appendix)

Component	LOD/Units	Method	Customer Sample Ref.	TPE149	TPE149	TPE149	TPE151	TPE151	TPE152
			Depth (m)	0.30	1.20	2.30	0.20	0.80	0.40
			Sample Type	Soil/Solid	Soil/Solid	Soil/Solid	Soil/Solid	Soil/Solid	Soil/Solid
			Date Sampled	02/06/2014	02/06/2014	02/06/2014	02/06/2014	02/06/2014	02/06/2014
			Sample Time	.	.	.	.	.	.
			Date Received	04/06/2014	04/06/2014	04/06/2014	04/06/2014	04/06/2014	04/06/2014
			SDG Ref	140604-98	140604-98	140604-98	140604-98	140604-98	140604-98
			Lab Sample No.(s)	9388863	9388871	9388877	9388738	9388747	9388696
			AGS Reference						
Naphthalene-d8 % recovery**	%	TM218		108	107	104	112	117	102
Acenaphthene-d10 % recovery**	%	TM218		104	106	99.7	110	115	99.5
Phenanthrene-d10 % recovery**	%	TM218		101	102	97.7	107	111	96.9
Chrysene-d12 % recovery**	%	TM218		88.1	87.1	87.4	99.3	99.3	89.1
Perylene-d12 % recovery**	%	TM218		87.2	80.7	83.7	104	102	93.9
Naphthalene	<9 µg/kg	TM218		<9 M	17.5 M	<9 M	21.7 M	33.4 M	<9 M
Acenaphthylene	<12 µg/kg	TM218		<12 M	<12 M	<12 M	122 M	21.6 M	<12 M
Acenaphthene	<8 µg/kg	TM218		<8 M	<8 M	<8 M	<8 M	9.47 M	<8 M
Fluorene	<10 µg/kg	TM218		<10 M	<10 M	<10 M	17.9 M	25.5 M	<10 M
Phenanthrene	<15 µg/kg	TM218		53.3 M	169 M	90.3 M	337 M	145 M	81.2 M
Anthracene	<16 µg/kg	TM218		<16 M	<16 M	<16 M	78.6 M	21 M	<16 M
Fluoranthene	<17 µg/kg	TM218		<17 M	<17 M	<17 M	1150 M	237 M	84 M
Pyrene	<15 µg/kg	TM218		<15 M	<15 M	<15 M	824 M	169 M	59.9 M
Benz(a)anthracene	<14 µg/kg	TM218		<14 M	<14 M	19.5 M	522 M	59.5 M	20 M
Chrysene	<10 µg/kg	TM218		<10 M	<10 M	41.8 M	623 M	125 M	77.4 M
Benzo(b)fluoranthene	<15 µg/kg	TM218		<15 M	49.4 M	39.4 M	939 M	141 M	99.7 M
Benzo(k)fluoranthene	<14 µg/kg	TM218		<14 M	<14 M	<14 M	288 M	39.4 M	24.4 M
Benzo(a)pyrene	<15 µg/kg	TM218		<15 M	<15 M	<15 M	685 M	76.4 M	41.4 M
Indeno(1,2,3-cd)pyrene	<18 µg/kg	TM218		<18 M	<18 M	<18 M	557 M	70 M	28.1 M
Dibenzo(a,h)anthracene	<23 µg/kg	TM218		<23 M	<23 M	<23 M	152 M	<23 M	<23 M
Benzo(g,h,i)perylene	<24 µg/kg	TM218		<24 M	<24 M	<24 M	592 M	81.7 M	33.3 M
PAH, Total Detected USEPA 16	<118 µg/kg	TM218		<118	236	191	6900	1250	549

CERTIFICATE OF ANALYSIS

SDG:	140604-98	**Location:**	Coed Darcy	**Order Number:**	CD0696
Job:	H_ATKINS_LDC-224	**Customer:**	Atkins Global Ltd	**Report Number:**	286410
Client Reference:	Site Wide Trial Pitting	**Attention:**	Jack Lowrie	**Superseded Report:**	273835

PAH by GCMS

Results Legend

#	ISO17025 accredited.
M	*m*CERTS accredited.
aq	Aqueous / settled sample.
diss.filt	Dissolved / filtered sample.
tot.unfilt	Total / unfiltered sample.
*	Subcontracted test.
**	% recovery of the surrogate standard to check the efficiency of the method. The results of individual compounds within samples aren't corrected for the recovery
(F)	Trigger breach confirmed
1-5&+§@	Sample deviation (see appendix)

Component	LOD/Units	Method	Customer Sample Ref.	TPE152	TPE152	TPE152	TPE153	TPE153	TPE153
			Depth (m)	1.40	2.70	4.00	0.30	1.00	2.00
			Sample Type	Soil/Solid	Soil/Solid	Soil/Solid	Soil/Solid	Soil/Solid	Soil/Solid
			Date Sampled	02/06/2014	02/06/2014	02/06/2014	02/06/2014	02/06/2014	02/06/2014
			Sample Time	.	.	.	.	.	.
			Date Received	04/06/2014	04/06/2014	04/06/2014	04/06/2014	04/06/2014	04/06/2014
			SDG Ref	140604-98	140604-98	140604-98	140604-98	140604-98	140604-98
			Lab Sample No.(s)	9388708	9388718	9388730	9388655	9388667	9388678
			AGS Reference						
Naphthalene-d8 % recovery**	%	TM218		112	102	102	109	108	109
Acenaphthene-d10 % recovery**	%	TM218		111	101	91.7	106	108	108
Phenanthrene-d10 % recovery**	%	TM218		106	99.2	91.7	103	103	104
Chrysene-d12 % recovery**	%	TM218		88.2	81.6	87.3	93.1	88	86.3
Perylene-d12 % recovery**	%	TM218		81.7	76.3	87.4	98.7	85.3	80.5
Naphthalene	<9 µg/kg	TM218		16.5 M	245 M	106 M	20.5 M	31.2 M	19.8 M
Acenaphthylene	<12 µg/kg	TM218		<12 M	<12 M	<12 M	<12 M	<12 M	<12 M
Acenaphthene	<8 µg/kg	TM218		<8 M	<8 M	<8 M	<8 M	<8 M	<8 M
Fluorene	<10 µg/kg	TM218		<10 M	<10 M	<10 M	<10 M	<10 M	<10 M
Phenanthrene	<15 µg/kg	TM218		151 M	62.4 M	68.2 M	121 M	195 M	89.4 M
Anthracene	<16 µg/kg	TM218		<16 M	<16 M	<16 M	<16 M	<16 M	<16 M
Fluoranthene	<17 µg/kg	TM218		20.7 M	21.7 M	28.4 M	161 M	79.3 M	25 M
Pyrene	<15 µg/kg	TM218		<15 M	<15 M	20.4 M	124 M	58.8 M	17.4 M
Benz(a)anthracene	<14 µg/kg	TM218		<14 M	<14 M	<14 M	78.7 M	40.9 M	22.9 M
Chrysene	<10 µg/kg	TM218		55.3 M	24.8 M	<10 M	143 M	98.6 M	36.4 M
Benzo(b)fluoranthene	<15 µg/kg	TM218		43.6 M	23.4 M	<15 M	201 M	120 M	35 M
Benzo(k)fluoranthene	<14 µg/kg	TM218		<14 M	<14 M	<14 M	75.3 M	18.6 M	<14 M
Benzo(a)pyrene	<15 µg/kg	TM218		<15 M	<15 M	<15 M	111 M	25.2 M	<15 M
Indeno(1,2,3-cd)pyrene	<18 µg/kg	TM218		<18 M	<18 M	<18 M	118 M	26 M	<18 M
Dibenzo(a,h)anthracene	<23 µg/kg	TM218		<23 M	<23 M	<23 M	36.9 M	<23 M	<23 M
Benzo(g,h,i)perylene	<24 µg/kg	TM218		<24 M	<24 M	<24 M	124 M	33.9 M	<24 M
PAH, Total Detected USEPA 16	<118 µg/kg	TM218		287	378	222	1310	727	246

CERTIFICATE OF ANALYSIS

SDG:	140604-98	**Location:**	Coed Darcy	**Order Number:**	CD0696
Job:	H_ATKINS_LDC-224	**Customer:**	Atkins Global Ltd	**Report Number:**	286410
Client Reference:	Site Wide Trial Pitting	**Attention:**	Jack Lowrie	**Superseded Report:**	273835

PAH by GCMS

Results Legend

#	ISO17025 accredited.
M	*m*CERTS accredited.
aq	Aqueous / settled sample.
diss.filt	Dissolved / filtered sample.
tot.unfilt	Total / unfiltered sample.
*	Subcontracted test.
**	% recovery of the surrogate standard to check the efficiency of the method. The results of individual compounds within samples aren't corrected for the recovery
(F)	Trigger breach confirmed
1-5&+§@	Sample deviation (see appendix)

Component	LOD/Units	Method	Customer Sample Ref.	TPE153	TPE154	TPE154	TPE154	TPE154	TPE156
			Depth (m)	3.00	0.20	0.80	1.60	2.60	0.30
			Sample Type	Soil/Solid	Soil/Solid	Soil/Solid	Soil/Solid	Soil/Solid	Soil/Solid
			Date Sampled	02/06/2014	02/06/2014	02/06/2014	02/06/2014	02/06/2014	02/06/2014
			Sample Time	.	.	.	.	.	.
			Date Received	04/06/2014	04/06/2014	04/06/2014	04/06/2014	04/06/2014	04/06/2014
			SDG Ref	140604-98	140604-98	140604-98	140604-98	140604-98	140604-98
			Lab Sample No.(s)	9388687	9388990	9388998	9389006	9389017	9388845
			AGS Reference						
Naphthalene-d8 % recovery**	%	TM218		112	107	96.3	109	110	128
Acenaphthene-d10 % recovery**	%	TM218		112	105	92.6	108	109	126
Phenanthrene-d10 % recovery**	%	TM218		107	102	94.8	103	104	122
Chrysene-d12 % recovery**	%	TM218		88.1	92.7	85.2	86.4	87	114
Perylene-d12 % recovery**	%	TM218		83.4	97.5	86.5	79.9	80.6	121
Naphthalene	<9 µg/kg	TM218		231 M	38.8 M	<9 M	21.1 M	13.9 M	62.8 M
Acenaphthylene	<12 µg/kg	TM218		<12 M	23.2 M	<12 M	<12 M	<12 M	44.7 M
Acenaphthene	<8 µg/kg	TM218		<8 M	<8 M	<8 M	<8 M	<8 M	152 M
Fluorene	<10 µg/kg	TM218		29.3 M	<10 M	<10 M	<10 M	<10 M	106 M
Phenanthrene	<15 µg/kg	TM218		201 M	122 M	69.7 M	257 M	132 M	1020 M
Anthracene	<16 µg/kg	TM218		<16 M	18.5 M	<16 M	<16 M	<16 M	152 M
Fluoranthene	<17 µg/kg	TM218		29.2 M	207 M	33 M	29.6 M	<17 M	2190 M
Pyrene	<15 µg/kg	TM218		<15 M	164 M	28.5 M	<15 M	<15 M	1750 M
Benz(a)anthracene	<14 µg/kg	TM218		<14 M	96.9 M	<14 M	<14 M	<14 M	1260 M
Chrysene	<10 µg/kg	TM218		<10 M	158 M	45.2 M	<10 M	<10 M	1660 M
Benzo(b)fluoranthene	<15 µg/kg	TM218		60.5 M	241 M	66.8 M	71 M	37.7 M	2380 M
Benzo(k)fluoranthene	<14 µg/kg	TM218		<14 M	80.4 M	<14 M	<14 M	<14 M	890 M
Benzo(a)pyrene	<15 µg/kg	TM218		<15 M	158 M	25 M	<15 M	<15 M	1760 M
Indeno(1,2,3-cd)pyrene	<18 µg/kg	TM218		<18 M	140 M	26.9 M	<18 M	<18 M	1360 M
Dibenzo(a,h)anthracene	<23 µg/kg	TM218		<23 M	43.2 M	<23 M	<23 M	<23 M	465 M
Benzo(g,h,i)perylene	<24 µg/kg	TM218		<24 M	184 M	34.3 M	<24 M	<24 M	1550 M
PAH, Total Detected USEPA 16	<118 µg/kg	TM218		551	1680	330	379	183	16800

CERTIFICATE OF ANALYSIS

SDG:	140604-98	**Location:**	Coed Darcy	**Order Number:**	CD0696
Job:	H_ATKINS_LDC-224	**Customer:**	Atkins Global Ltd	**Report Number:**	286410
Client Reference:	Site Wide Trial Pitting	**Attention:**	Jack Lowrie	**Superseded Report:**	273835

PAH by GCMS

Results Legend

#	ISO17025 accredited.
M	*m*CERTS accredited.
aq	Aqueous / settled sample.
diss.filt	Dissolved / filtered sample.
tot.unfilt	Total / unfiltered sample.
*	Subcontracted test.
**	% recovery of the surrogate standard to check the efficiency of the method. The results of individual compounds within samples aren't corrected for the recovery
(F)	Trigger breach confirmed
1-5&+§@	Sample deviation (see appendix)

Component	LOD/Units	Method	Customer Sample Ref.	TPE156	TPE156	TPE266	TPE266		
			Depth (m)	1.30	2.20	0.30	1.30		
			Sample Type	Soil/Solid	Soil/Solid	Soil/Solid	Soil/Solid		
			Date Sampled	02/06/2014	02/06/2014	02/06/2014	02/06/2014		
			Sample Time	.	.	.	.		
			Date Received	04/06/2014	04/06/2014	04/06/2014	04/06/2014		
			SDG Ref	140604-98	140604-98	140604-98	140604-98		
			Lab Sample No.(s)	9388967	9388981	9388634	9388758		
			AGS Reference						
Naphthalene-d8 % recovery**	%	TM218		112	107	119	111		
Acenaphthene-d10 % recovery**	%	TM218		111	105	116	113		
Phenanthrene-d10 % recovery**	%	TM218		107	102	112	108		
Chrysene-d12 % recovery**	%	TM218		91.4	84.7	102	90.8		
Perylene-d12 % recovery**	%	TM218		86.9	77.6	106	87.5		
Naphthalene	<9 µg/kg	TM218		17.2 M	23.7 M	41.3 M	23.2 M		
Acenaphthylene	<12 µg/kg	TM218		<12 M	<12 M	15.9 M	<12 M		
Acenaphthene	<8 µg/kg	TM218		10.4 M	<8 M	26.6 M	<8 M		
Fluorene	<10 µg/kg	TM218		<10 M	<10 M	21.7 M	<10 M		
Phenanthrene	<15 µg/kg	TM218		159 M	281 M	287 M	112 M		
Anthracene	<16 µg/kg	TM218		<16 M	<16 M	35.6 M	<16 M		
Fluoranthene	<17 µg/kg	TM218		108 M	20.3 M	549 M	<17 M		
Pyrene	<15 µg/kg	TM218		79.7 M	<15 M	440 M	<15 M		
Benz(a)anthracene	<14 µg/kg	TM218		68 M	<14 M	311 M	21.4 M		
Chrysene	<10 µg/kg	TM218		105 M	<10 M	434 M	37.2 M		
Benzo(b)fluoranthene	<15 µg/kg	TM218		132 M	69.6 M	689 M	31.1 M		
Benzo(k)fluoranthene	<14 µg/kg	TM218		33.7 M	<14 M	208 M	<14 M		
Benzo(a)pyrene	<15 µg/kg	TM218		49.9 M	<15 M	379 M	<15 M		
Indeno(1,2,3-cd)pyrene	<18 µg/kg	TM218		44.1 M	<18 M	341 M	<18 M		
Dibenzo(a,h)anthracene	<23 µg/kg	TM218		<23 M	<23 M	118 M	<23 M		
Benzo(g,h,i)perylene	<24 µg/kg	TM218		63.4 M	<24 M	418 M	<24 M		
PAH, Total Detected USEPA 16	<118 µg/kg	TM218		870	394	4310	225		

CERTIFICATE OF ANALYSIS

SDG: 140604-98 **Location:** Coed Darcy **Order Number:** CD0696
Job: H_ATKINS_LDC-224 **Customer:** Atkins Global Ltd **Report Number:** 286410
Client Reference: Site Wide Trial Pitting **Attention:** Jack Lowrie **Superseded Report:** 273835

TPH CWG (S)

Results Legend	
#	ISO17025 accredited.
M	*m*CERTS accredited.
aq	Aqueous / settled sample.
diss.filt	Dissolved / filtered sample.
tot.unfilt	Total / unfiltered sample.
*	Subcontracted test.
**	% recovery of the surrogate standard to check the efficiency of the method. The results of individual compounds within samples aren't corrected for the recovery
(F)	Trigger breach confirmed
1-5&+§@	Sample deviation (see appendix)

Component	LOD/Units	Method	Customer Sample Ref.	TPE138	TPE138	TPE138	TPE140	TPE140	TPE140
			Depth (m)	0.20	0.90	1.50	0.40	1.20	2.20
			Sample Type	Soil/Solid	Soil/Solid	Soil/Solid	Soil/Solid	Soil/Solid	Soil/Solid
			Date Sampled	02/06/2014	02/06/2014	02/06/2014	02/06/2014	02/06/2014	02/06/2014
			Sample Time	.	.	.	.	.	.
			Date Received	04/06/2014	04/06/2014	04/06/2014	04/06/2014	04/06/2014	04/06/2014
			SDG Ref	140604-98	140604-98	140604-98	140604-98	140604-98	140604-98
			Lab Sample No.(s)	9388795	9388805	9388813	9388765	9388771	9388779
			AGS Reference						
GRO Surrogate % recovery**	%	TM089		77	108	91	111	113	96
GRO TOT (Moisture Corrected)	<44 µg/kg	TM089		105 M	699 M	304 M	<176 M	<880 M	1130 M
Methyl tertiary butyl ether (MTBE)	<5 µg/kg	TM089		<5 M	<20 M	<20 M	<20 M	<100 M	<5 M
Benzene	<10 µg/kg	TM089		<10 M	<40 M	<40 M	<40 M	<200 M	<10 M
Toluene	<2 µg/kg	TM089		<2 M	<8 M	<8 M	<8 M	<40 M	<2 M
Ethylbenzene	<3 µg/kg	TM089		<3 M	<12 M	<12 M	<12 M	<60 M	<3 M
m,p-Xylene	<6 µg/kg	TM089		<6 M	<24 M	<24 M	<24 M	<120 M	<6 M
o-Xylene	<3 µg/kg	TM089		<3 M	<12 M	<12 M	<12 M	<60 M	<3 M
sum of detected mpo xylene by GC	<9 µg/kg	TM089		<9	<9	<9	<9	<9	<9
sum of detected BTEX by GC	<24 µg/kg	TM089		<24	<24	<24	<24	<24	<24
Aliphatics >C5-C6	<10 µg/kg	TM089		<10	<40	<40	<40	<200	24.2
Aliphatics >C6-C8	<10 µg/kg	TM089		23.3	97.2	56.2	<40	<200	28.6
Aliphatics >C8-C10	<10 µg/kg	TM089		18.9	89.3	69	<40	<200	39.6
Aliphatics >C10-C12	<10 µg/kg	TM089		27.8	258	71.4	<40	<200	604
Aliphatics >C12-C16	<100 µg/kg	TM173		<100	<100	<100	<100	<100	<100
Aliphatics >C16-C21	<100 µg/kg	TM173		<100	<100	<100	<100	<100	<100
Aliphatics >C21-C35	<100 µg/kg	TM173		<100	<100	<100	<100	<100	<100
Aliphatics >C35-C44	<100 µg/kg	TM173		<100	<100	<100	<100	<100	<100
Total Aliphatics >C12-C44	<100 µg/kg	TM173		<100	<100	<100	<100	<100	<100
Aromatics >EC5-EC7	<10 µg/kg	TM089		<10	<40	<40	<40	<200	<10
Aromatics >EC7-EC8	<10 µg/kg	TM089		<10	<40	<40	<40	<200	<10
Aromatics >EC8-EC10	<10 µg/kg	TM089		13.3	63.3	53.8	<40	<200	26.4
Aromatics >EC10-EC12	<10 µg/kg	TM089		18.9	172	48	<40	<200	403
Aromatics >EC12-EC16	<100 µg/kg	TM173		548	<100	<100	<100	<100	<100
Aromatics >EC16-EC21	<100 µg/kg	TM173		369	<100	<100	<100	<100	709
Aromatics >EC21-EC35	<100 µg/kg	TM173		1360	<100	154	<100	<100	3920
Aromatics >EC35-EC44	<100 µg/kg	TM173		3440	<100	<100	2780	<100	<100
Aromatics >EC40-EC44	<100 µg/kg	TM173		1940	<100	<100	1790	<100	<100
Total Aromatics >EC12-EC44	<100 µg/kg	TM173		5710	<100	154	2780	<100	4620
Total Aliphatics & Aromatics >C5-C44	<100 µg/kg	TM173		5750	698	459	2790	<100	5750

CERTIFICATE OF ANALYSIS

SDG:	140604-98	**Location:**	Coed Darcy	**Order Number:**	CD0696
Job:	H_ATKINS_LDC-224	**Customer:**	Atkins Global Ltd	**Report Number:**	286410
Client Reference:	Site Wide Trial Pitting	**Attention:**	Jack Lowrie	**Superseded Report:**	273835

TPH CWG (S)

Results Legend

#	ISO17025 accredited.
M	*m*CERTS accredited.
aq	Aqueous / settled sample.
diss.filt	Dissolved / filtered sample.
tot.unfilt	Total / unfiltered sample.
*	Subcontracted test.
**	% recovery of the surrogate standard to check the efficiency of the method. The results of individual compounds within samples aren't corrected for the recovery
(F)	Trigger breach confirmed
1-5&+§@	Sample deviation (see appendix)

Component	LOD/Units	Method	Customer Sample Ref.	TPE140	TPE141	TPE141	TPE141	TPE141	TPE142
			Depth (m)	3.20	0.40	1.40	2.40	3.40	0.40
			Sample Type	Soil/Solid	Soil/Solid	Soil/Solid	Soil/Solid	Soil/Solid	Soil/Solid
			Date Sampled	02/06/2014	02/06/2014	02/06/2014	02/06/2014	02/06/2014	02/06/2014
			Sample Time	.	.	.	.	.	.
			Date Received	04/06/2014	04/06/2014	04/06/2014	04/06/2014	04/06/2014	04/06/2014
			SDG Ref	140604-98	140604-98	140604-98	140604-98	140604-98	140604-98
			Lab Sample No.(s)	9388787	9388821	9388829	9388838	9388854	9388886
			AGS Reference						
GRO Surrogate % recovery**	%	TM089		110	106	109	108	109	100
GRO TOT (Moisture Corrected)	<44 µg/kg	TM089		<176 M	<176 M	578 M	<176 M	<176 M	<176 M
Methyl tertiary butyl ether (MTBE)	<5 µg/kg	TM089		<20 M	<20 M	<20 M	<20 M	<20 M	<20 M
Benzene	<10 µg/kg	TM089		<40 M	<40 M	<40 M	<40 M	<40 M	<40 M
Toluene	<2 µg/kg	TM089		<8 M	<8 M	<8 M	<8 M	<8 M	<8 M
Ethylbenzene	<3 µg/kg	TM089		<12 M	<12 M	<12 M	<12 M	<12 M	<12 M
m,p-Xylene	<6 µg/kg	TM089		<24 M	<24 M	<24 M	<24 M	<24 M	<24 M
o-Xylene	<3 µg/kg	TM089		<12 M	<12 M	<12 M	<12 M	<12 M	<12 M
sum of detected mpo xylene by GC	<9 µg/kg	TM089		<9	<36	<9	<36	<36	<36
sum of detected BTEX by GC	<24 µg/kg	TM089		<24	<96	<24	<96	<96	<96
Aliphatics >C5-C6	<10 µg/kg	TM089		<40	<40	<40	<40	<40	<40
Aliphatics >C6-C8	<10 µg/kg	TM089		<40	<40	75.2	<40	<40	<40
Aliphatics >C8-C10	<10 µg/kg	TM089		<40	<40	70.7	<40	<40	<40
Aliphatics >C10-C12	<10 µg/kg	TM089		<40	<40	221	<40	<40	<40
Aliphatics >C12-C16	<100 µg/kg	TM173		<100	<100	<100	<100	<100	<100
Aliphatics >C16-C21	<100 µg/kg	TM173		<100	<100	<100	<100	<100	<100
Aliphatics >C21-C35	<100 µg/kg	TM173		<100	<100	165	<100	<100	614
Aliphatics >C35-C44	<100 µg/kg	TM173		<100	<100	<100	<100	<100	<100
Total Aliphatics >C12-C44	<100 µg/kg	TM173		<100	<100	165	<100	<100	614
Aromatics >EC5-EC7	<10 µg/kg	TM089		<40	<40	<40	<40	<40	<40
Aromatics >EC7-EC8	<10 µg/kg	TM089		<40	<40	<40	<40	<40	<40
Aromatics >EC8-EC10	<10 µg/kg	TM089		<40	<40	51.3	<40	<40	<40
Aromatics >EC10-EC12	<10 µg/kg	TM089		<40	<40	147	<40	<40	<40
Aromatics >EC12-EC16	<100 µg/kg	TM173		<100	162	<100	<100	<100	<100
Aromatics >EC16-EC21	<100 µg/kg	TM173		<100	<100	<100	<100	<100	<100
Aromatics >EC21-EC35	<100 µg/kg	TM173		<100	174	<100	<100	<100	<100
Aromatics >EC35-EC44	<100 µg/kg	TM173		<100	<100	<100	<100	<100	1150
Aromatics >EC40-EC44	<100 µg/kg	TM173		<100	<100	<100	<100	<100	282
Total Aromatics >EC12-EC44	<100 µg/kg	TM173		<100	337	<100	<100	<100	1150
Total Aliphatics & Aromatics >C5-C44	<100 µg/kg	TM173		<100	337	743	<100	<100	1760

CERTIFICATE OF ANALYSIS

SDG:	140604-98	**Location:**	Coed Darcy	**Order Number:**	CD0696
Job:	H_ATKINS_LDC-224	**Customer:**	Atkins Global Ltd	**Report Number:**	286410
Client Reference:	Site Wide Trial Pitting	**Attention:**	Jack Lowrie	**Superseded Report:**	273835

TPH CWG (S)

Results Legend

#	ISO17025 accredited.
M	*m*CERTS accredited.
aq	Aqueous / settled sample.
diss.filt	Dissolved / filtered sample.
tot.unfilt	Total / unfiltered sample.
*	Subcontracted test.
**	% recovery of the surrogate standard to check the efficiency of the method. The results of individual compounds within samples aren't corrected for the recovery
(F)	Trigger breach confirmed
1-5&+§@	Sample deviation (see appendix)

Component	LOD/Units	Method	Customer Sample Ref.	TPE142	TPE142	TPE143	TPE143	TPE143	TPE143
			Depth (m)	1.30	2.40	0.60	1.60	2.60	3.90
			Sample Type	Soil/Solid	Soil/Solid	Soil/Solid	Soil/Solid	Soil/Solid	Soil/Solid
			Date Sampled	02/06/2014	02/06/2014	02/06/2014	02/06/2014	02/06/2014	02/06/2014
			Sample Time	.	.	.	.	.	.
			Date Received	04/06/2014	04/06/2014	04/06/2014	04/06/2014	04/06/2014	04/06/2014
			SDG Ref	140604-98	140604-98	140604-98	140604-98	140604-98	140604-98
			Lab Sample No.(s)	9388902	9388918	9388932	9388943	9388955	9388975
			AGS Reference						
GRO Surrogate % recovery**	%	TM089		89	101	105	84	112	150
GRO TOT (Moisture Corrected)	<44 µg/kg	TM089		<176 M	<176 M	<176 M	<176 M	1080 M	263000 M
Methyl tertiary butyl ether (MTBE)	<5 µg/kg	TM089		<20 M	<20 M	<20 M	<20 M	<20 M	<50 M
Benzene	<10 µg/kg	TM089		<40 M	<40 M	<40 M	<40 M	<40 M	<100 M
Toluene	<2 µg/kg	TM089		<8 M	<8 M	<8 M	<8 M	<8 M	<20 M
Ethylbenzene	<3 µg/kg	TM089		<12 M	<12 M	<12 M	<12 M	<12 M	<30 M
m,p-Xylene	<6 µg/kg	TM089		<24 M	<24 M	<24 M	<24 M	<24 M	<60 M
o-Xylene	<3 µg/kg	TM089		<12 M	<12 M	<12 M	<12 M	<12 M	<30 M
sum of detected mpo xylene by GC	<9 µg/kg	TM089		<9	<9	<9	<36	<9	<9
sum of detected BTEX by GC	<24 µg/kg	TM089		<24	<24	<24	<96	<24	<24
Aliphatics >C5-C6	<10 µg/kg	TM089		<40	<40	<40	<40	<40	<100
Aliphatics >C6-C8	<10 µg/kg	TM089		<40	<40	<40	<40	107	18600
Aliphatics >C8-C10	<10 µg/kg	TM089		<40	<40	<40	<40	111	85900
Aliphatics >C10-C12	<10 µg/kg	TM089		<40	<40	<40	<40	461	61000
Aliphatics >C12-C16	<100 µg/kg	TM173		<100	523	<100	<100	1410	28700
Aliphatics >C16-C21	<100 µg/kg	TM173		<100	<100	<100	<100	<100	364
Aliphatics >C21-C35	<100 µg/kg	TM173		4450	<100	1330	235	<100	<100
Aliphatics >C35-C44	<100 µg/kg	TM173		<100	<100	<100	<100	<100	<100
Total Aliphatics >C12-C44	<100 µg/kg	TM173		4450	523	1330	235	1410	29000
Aromatics >EC5-EC7	<10 µg/kg	TM089		<40	<40	<40	<40	<40	<100
Aromatics >EC7-EC8	<10 µg/kg	TM089		<40	<40	<40	<40	<40	<100
Aromatics >EC8-EC10	<10 µg/kg	TM089		<40	<40	<40	<40	73.5	57200
Aromatics >EC10-EC12	<10 µg/kg	TM089		<40	<40	<40	<40	307	40600
Aromatics >EC12-EC16	<100 µg/kg	TM173		<100	<100	<100	<100	1070	5660
Aromatics >EC16-EC21	<100 µg/kg	TM173		<100	<100	<100	<100	<100	<100
Aromatics >EC21-EC35	<100 µg/kg	TM173		<100	<100	1010	729	<100	<100
Aromatics >EC35-EC44	<100 µg/kg	TM173		<100	<100	1620	419	<100	411
Aromatics >EC40-EC44	<100 µg/kg	TM173		<100	<100	602	<100	<100	<100
Total Aromatics >EC12-EC44	<100 µg/kg	TM173		<100	<100	2620	1150	1070	6070
Total Aliphatics & Aromatics >C5-C44	<100 µg/kg	TM173		4450	579	4070	1390	3570	299000

CERTIFICATE OF ANALYSIS

SDG: 140604-98 **Location:** Coed Darcy **Order Number:** CD0696
Job: H_ATKINS_LDC-224 **Customer:** Atkins Global Ltd **Report Number:** 286410
Client Reference: Site Wide Trial Pitting **Attention:** Jack Lowrie **Superseded Report:** 273835

TPH CWG (S)

Results Legend	
#	ISO17025 accredited.
M	*m*CERTS accredited.
aq	Aqueous / settled sample.
diss.filt	Dissolved / filtered sample.
tot.unfilt	Total / unfiltered sample.
*	Subcontracted test.
**	% recovery of the surrogate standard to check the efficiency of the method. The results of individual compounds within samples aren't corrected for the recovery
(F)	Trigger breach confirmed
1-5&+§@	Sample deviation (see appendix)

Component	LOD/Units	Method	Customer Sample Ref.	TPE149	TPE149	TPE149	TPE151	TPE151	TPE152
			Depth (m)	0.30	1.20	2.30	0.20	0.80	0.40
			Sample Type	Soil/Solid	Soil/Solid	Soil/Solid	Soil/Solid	Soil/Solid	Soil/Solid
			Date Sampled	02/06/2014	02/06/2014	02/06/2014	02/06/2014	02/06/2014	02/06/2014
			Sample Time	.	.	.	.	.	.
			Date Received	04/06/2014	04/06/2014	04/06/2014	04/06/2014	04/06/2014	04/06/2014
			SDG Ref	140604-98	140604-98	140604-98	140604-98	140604-98	140604-98
			Lab Sample No.(s)	9388863	9388871	9388877	9388738	9388747	9388696
			AGS Reference						
GRO Surrogate % recovery**	%	TM089		103	111	109	99	102	98
GRO TOT (Moisture Corrected)	<44 µg/kg	TM089		<176 M	<176 M	<176 M	12900 M	8530 M	441 M
Methyl tertiary butyl ether (MTBE)	<5 µg/kg	TM089		<20 M	<20 M	<20 M	<20 M	<20 M	<20 M
Benzene	<10 µg/kg	TM089		<40 M	<40 M	<40 M	<40 M	<40 M	<40 M
Toluene	<2 µg/kg	TM089		<8 M	<8 M	<8 M	47.2 M	<8 M	<8 M
Ethylbenzene	<3 µg/kg	TM089		<12 M	<12 M	<12 M	<12 M	<12 M	<12 M
m,p-Xylene	<6 µg/kg	TM089		<24 M	<24 M	<24 M	<24 M	<24 M	<24 M
o-Xylene	<3 µg/kg	TM089		<12 M	<12 M	<12 M	<12 M	<12 M	<12 M
sum of detected mpo xylene by GC	<9 µg/kg	TM089		<36	<36	<36	<36	<9	<9
sum of detected BTEX by GC	<24 µg/kg	TM089		<96	<96	<96	<96	<24	<24
Aliphatics >C5-C6	<10 µg/kg	TM089		<40	<40	<40	<40	<40	46.9
Aliphatics >C6-C8	<10 µg/kg	TM089		<40	<40	<40	79.1	127	69.8
Aliphatics >C8-C10	<10 µg/kg	TM089		<40	<40	<40	374	252	88.3
Aliphatics >C10-C12	<10 µg/kg	TM089		<40	<40	<40	7300	4780	98.1
Aliphatics >C12-C16	<100 µg/kg	TM173		<100	291	<100	<100	<100	122
Aliphatics >C16-C21	<100 µg/kg	TM173		<100	<100	<100	1500	<100	1330
Aliphatics >C21-C35	<100 µg/kg	TM173		<100	<100	<100	11400	<100	13000
Aliphatics >C35-C44	<100 µg/kg	TM173		<100	111	<100	3060	<100	2210
Total Aliphatics >C12-C44	<100 µg/kg	TM173		<100	402	<100	15900	<100	16600
Aromatics >EC5-EC7	<10 µg/kg	TM089		<40	<40	<40	<40	<40	<40
Aromatics >EC7-EC8	<10 µg/kg	TM089		<40	<40	<40	47.2	<40	<40
Aromatics >EC8-EC10	<10 µg/kg	TM089		<40	<40	<40	254	170	70.9
Aromatics >EC10-EC12	<10 µg/kg	TM089		<40	<40	<40	4860	3190	65.4
Aromatics >EC12-EC16	<100 µg/kg	TM173		<100	<100	<100	211	1100	<100
Aromatics >EC16-EC21	<100 µg/kg	TM173		<100	<100	<100	1400	423	<100
Aromatics >EC21-EC35	<100 µg/kg	TM173		<100	<100	<100	13900	2700	5980
Aromatics >EC35-EC44	<100 µg/kg	TM173		<100	<100	<100	6800	1230	1970
Aromatics >EC40-EC44	<100 µg/kg	TM173		<100	<100	<100	2530	254	<100
Total Aromatics >EC12-EC44	<100 µg/kg	TM173		<100	<100	<100	22300	5450	7950
Total Aliphatics & Aromatics >C5-C44	<100 µg/kg	TM173		<100	402	<100	51100	14000	25000

CERTIFICATE OF ANALYSIS

SDG:	140604-98	**Location:**	Coed Darcy	**Order Number:**	CD0696
Job:	H_ATKINS_LDC-224	**Customer:**	Atkins Global Ltd	**Report Number:**	286410
Client Reference:	Site Wide Trial Pitting	**Attention:**	Jack Lowrie	**Superseded Report:**	273835

TPH CWG (S)

Results Legend

#	ISO17025 accredited.
M	*m*CERTS accredited.
aq	Aqueous / settled sample.
diss.filt	Dissolved / filtered sample.
tot.unfilt	Total / unfiltered sample.
*	Subcontracted test.
**	% recovery of the surrogate standard to check the efficiency of the method. The results of individual compounds within samples aren't corrected for the recovery
(F)	Trigger breach confirmed
1-5&+§@	Sample deviation (see appendix)

Component	LOD/Units	Method	Customer Sample Ref.	TPE152	TPE152	TPE152	TPE153	TPE153	TPE153
			Depth (m)	1.40	2.70	4.00	0.30	1.00	2.00
			Sample Type	Soil/Solid	Soil/Solid	Soil/Solid	Soil/Solid	Soil/Solid	Soil/Solid
			Date Sampled	02/06/2014	02/06/2014	02/06/2014	02/06/2014	02/06/2014	02/06/2014
			Sample Time	.	.	.	.	.	.
			Date Received	04/06/2014	04/06/2014	04/06/2014	04/06/2014	04/06/2014	04/06/2014
			SDG Ref	140604-98	140604-98	140604-98	140604-98	140604-98	140604-98
			Lab Sample No.(s)	9388708	9388718	9388730	9388655	9388667	9388678
			AGS Reference						
GRO Surrogate % recovery**	%	TM089		83	74	104	81	94	113
GRO TOT (Moisture Corrected)	<44 µg/kg	TM089		3020 M	6270 M	59800 M	<176 M	<176 M	559 M
Methyl tertiary butyl ether (MTBE)	<5 µg/kg	TM089		<5 M	<5 M	<20 M	<20 M	<20 M	<20 M
Benzene	<10 µg/kg	TM089		<10 M	<10 M	<40 M	<40 M	<40 M	<40 M
Toluene	<2 µg/kg	TM089		<2 M	2.38 M	<8 M	<8 M	<8 M	<8 M
Ethylbenzene	<3 µg/kg	TM089		<3 M	<3 M	<12 M	<12 M	<12 M	<12 M
m,p-Xylene	<6 µg/kg	TM089		<6 M	<6 M	<24 M	<24 M	<24 M	<24 M
o-Xylene	<3 µg/kg	TM089		<3 M	<3 M	<12 M	<12 M	<12 M	<12 M
sum of detected mpo xylene by GC	<9 µg/kg	TM089		<9	<9	<36	<9	<9	<9
sum of detected BTEX by GC	<24 µg/kg	TM089		<24	<24	<96	<24	<24	<24
Aliphatics >C5-C6	<10 µg/kg	TM089		23.3	22.6	95.5	<40	<40	<40
Aliphatics >C6-C8	<10 µg/kg	TM089		32.2	35.7	2240	<40	<40	87
Aliphatics >C8-C10	<10 µg/kg	TM089		103	236	10100	<40	<40	103
Aliphatics >C10-C12	<10 µg/kg	TM089		1680	3490	24400	<40	<40	162
Aliphatics >C12-C16	<100 µg/kg	TM173		<100	<100	78500	<100	991	<100
Aliphatics >C16-C21	<100 µg/kg	TM173		<100	<100	7160	1260	2550	<100
Aliphatics >C21-C35	<100 µg/kg	TM173		<100	<100	3540	23400	35100	180
Aliphatics >C35-C44	<100 µg/kg	TM173		<100	<100	641	4800	4930	<100
Total Aliphatics >C12-C44	<100 µg/kg	TM173		<100	<100	89800	29500	43600	180
Aromatics >EC5-EC7	<10 µg/kg	TM089		<10	<10	<40	<40	<40	<40
Aromatics >EC7-EC8	<10 µg/kg	TM089		<10	<10	<40	<40	<40	<40
Aromatics >EC8-EC10	<10 µg/kg	TM089		68.8	157	6720	<40	<40	84.8
Aromatics >EC10-EC12	<10 µg/kg	TM089		1120	2330	16300	<40	<40	107
Aromatics >EC12-EC16	<100 µg/kg	TM173		291	<100	19200	<100	1140	<100
Aromatics >EC16-EC21	<100 µg/kg	TM173		<100	<100	4340	<100	1380	<100
Aromatics >EC21-EC35	<100 µg/kg	TM173		<100	<100	8570	3190	13500	<100
Aromatics >EC35-EC44	<100 µg/kg	TM173		142	<100	6340	5200	4790	<100
Aromatics >EC40-EC44	<100 µg/kg	TM173		<100	<100	2820	2440	1710	<100
Total Aromatics >EC12-EC44	<100 µg/kg	TM173		433	<100	38500	8390	20800	<100
Total Aliphatics & Aromatics >C5-C44	<100 µg/kg	TM173		3460	6270	188000	37900	64400	739

CERTIFICATE OF ANALYSIS

SDG:	140604-98	**Location:**	Coed Darcy	**Order Number:**	CD0696
Job:	H_ATKINS_LDC-224	**Customer:**	Atkins Global Ltd	**Report Number:**	286410
Client Reference:	Site Wide Trial Pitting	**Attention:**	Jack Lowrie	**Superseded Report:**	273835

TPH CWG (S)

Results Legend

#	ISO17025 accredited.
M	*m*CERTS accredited.
aq	Aqueous / settled sample.
diss.filt	Dissolved / filtered sample.
tot.unfilt	Total / unfiltered sample.
*	Subcontracted test.
**	% recovery of the surrogate standard to check the efficiency of the method. The results of individual compounds within samples aren't corrected for the recovery
(F)	Trigger breach confirmed
1-5&+§@	Sample deviation (see appendix)

Component	LOD/Units	Method	Customer Sample Ref.	TPE153	TPE154	TPE154	TPE154	TPE154	TPE156
			Depth (m)	3.00	0.20	0.80	1.60	2.60	0.30
			Sample Type	Soil/Solid	Soil/Solid	Soil/Solid	Soil/Solid	Soil/Solid	Soil/Solid
			Date Sampled	02/06/2014	02/06/2014	02/06/2014	02/06/2014	02/06/2014	02/06/2014
			Sample Time	.	.	.	.	.	.
			Date Received	04/06/2014	04/06/2014	04/06/2014	04/06/2014	04/06/2014	04/06/2014
			SDG Ref	140604-98	140604-98	140604-98	140604-98	140604-98	140604-98
			Lab Sample No.(s)	9388687	9388990	9388998	9389006	9389017	9388845
			AGS Reference						
GRO Surrogate % recovery**	%	TM089		109	86	104	96	114	88
GRO TOT (Moisture Corrected)	<44 µg/kg	TM089		29200 M	<176 M	355 M	<176 M	207 M	302 M
Methyl tertiary butyl ether (MTBE)	<5 µg/kg	TM089		<20 M	<20 M	<20 M	<20 M	<20 M	<20 M
Benzene	<10 µg/kg	TM089		<40 M	<40 M	<40 M	<40 M	<40 M	<40 M
Toluene	<2 µg/kg	TM089		<8 M	<8 M	<8 M	<8 M	<8 M	<8 M
Ethylbenzene	<3 µg/kg	TM089		<12 M	<12 M	<12 M	<12 M	<12 M	<12 M
m,p-Xylene	<6 µg/kg	TM089		<24 M	<24 M	<24 M	34.8 M	<24 M	<24 M
o-Xylene	<3 µg/kg	TM089		<12 M	<12 M	<12 M	15.2 M	<12 M	<12 M
sum of detected mpo xylene by GC	<9 µg/kg	TM089		<36	<36	<9	50	<9	<9
sum of detected BTEX by GC	<24 µg/kg	TM089		<96	<96	<24	50	<24	<24
Aliphatics >C5-C6	<10 µg/kg	TM089		<40	<40	<40	<40	<40	<40
Aliphatics >C6-C8	<10 µg/kg	TM089		1250	<40	77.1	<40	50.6	70.8
Aliphatics >C8-C10	<10 µg/kg	TM089		4770	<40	73.6	<40	46.3	60
Aliphatics >C10-C12	<10 µg/kg	TM089		12000	<40	80.5	<40	42	69.6
Aliphatics >C12-C16	<100 µg/kg	TM173		148000	1800	<100	<100	1190	<100
Aliphatics >C16-C21	<100 µg/kg	TM173		2550	6070	<100	<100	266	2090
Aliphatics >C21-C35	<100 µg/kg	TM173		130	43700	7850	<100	<100	32800
Aliphatics >C35-C44	<100 µg/kg	TM173		442	3550	294	<100	<100	4650
Total Aliphatics >C12-C44	<100 µg/kg	TM173		151000	55100	8140	<100	1450	39600
Aromatics >EC5-EC7	<10 µg/kg	TM089		<40	<40	<40	<40	<40	<40
Aromatics >EC7-EC8	<10 µg/kg	TM089		<40	<40	<40	<40	<40	<40
Aromatics >EC8-EC10	<10 µg/kg	TM089		3180	<40	49.5	78.4	<40	43.2
Aromatics >EC10-EC12	<10 µg/kg	TM089		7970	<40	54.1	<40	<40	46.8
Aromatics >EC12-EC16	<100 µg/kg	TM173		34000	<100	<100	<100	587	199
Aromatics >EC16-EC21	<100 µg/kg	TM173		<100	1620	<100	<100	<100	4800
Aromatics >EC21-EC35	<100 µg/kg	TM173		<100	23400	5480	665	<100	39200
Aromatics >EC35-EC44	<100 µg/kg	TM173		633	7930	1540	938	<100	14500
Aromatics >EC40-EC44	<100 µg/kg	TM173		346	2510	420	367	<100	5480
Total Aromatics >EC12-EC44	<100 µg/kg	TM173		34600	33000	7020	1600	587	58700
Total Aliphatics & Aromatics >C5-C44	<100 µg/kg	TM173		215000	88100	15500	1700	2250	98600

CERTIFICATE OF ANALYSIS

SDG:	140604-98	**Location:**	Coed Darcy	**Order Number:**	CD0696
Job:	H_ATKINS_LDC-224	**Customer:**	Atkins Global Ltd	**Report Number:**	286410
Client Reference:	Site Wide Trial Pitting	**Attention:**	Jack Lowrie	**Superseded Report:**	273835

TPH CWG (S)

Results Legend

#	ISO17025 accredited.
M	*m*CERTS accredited.
aq	Aqueous / settled sample.
diss.filt	Dissolved / filtered sample.
tot.unfilt	Total / unfiltered sample.
*	Subcontracted test.
**	% recovery of the surrogate standard to check the efficiency of the method. The results of individual compounds within samples aren't corrected for the recovery
(F)	Trigger breach confirmed
1-5&+§@	Sample deviation (see appendix)

Component	LOD/Units	Method	Customer Sample Ref.	TPE156	TPE156	TPE266	TPE266		
			Depth (m)	1.30	2.20	0.30	1.30		
			Sample Type	Soil/Solid	Soil/Solid	Soil/Solid	Soil/Solid		
			Date Sampled	02/06/2014	02/06/2014	02/06/2014	02/06/2014		
			Sample Time	.	.	.	.		
			Date Received	04/06/2014	04/06/2014	04/06/2014	04/06/2014		
			SDG Ref	140604-98	140604-98	140604-98	140604-98		
			Lab Sample No.(s)	9388967	9388981	9388634	9388758		
			AGS Reference						
GRO Surrogate % recovery**	%	TM089		88	110	89	107		
GRO TOT (Moisture Corrected)	<44 µg/kg	TM089		<176 M	<176 M	<176 M	23100 M		
Methyl tertiary butyl ether (MTBE)	<5 µg/kg	TM089		<20 M	<20 M	<20 M	<20 M		
Benzene	<10 µg/kg	TM089		<40 M	<40 M	<40 M	<40 M		
Toluene	<2 µg/kg	TM089		<8 M	<8 M	<8 M	<8 M		
Ethylbenzene	<3 µg/kg	TM089		<12 M	<12 M	<12 M	<12 M		
m,p-Xylene	<6 µg/kg	TM089		<24 M	<24 M	<24 M	<24 M		
o-Xylene	<3 µg/kg	TM089		<12 M	<12 M	<12 M	<12 M		
sum of detected mpo xylene by GC	<9 µg/kg	TM089		<36	<36	<36	<36		
sum of detected BTEX by GC	<24 µg/kg	TM089		<96	<96	<96	<96		
Aliphatics >C5-C6	<10 µg/kg	TM089		<40	<40	<40	<40		
Aliphatics >C6-C8	<10 µg/kg	TM089		<40	<40	<40	1070		
Aliphatics >C8-C10	<10 µg/kg	TM089		<40	<40	<40	2550		
Aliphatics >C10-C12	<10 µg/kg	TM089		<40	<40	<40	10700		
Aliphatics >C12-C16	<100 µg/kg	TM173		<100	<100	1050	97200		
Aliphatics >C16-C21	<100 µg/kg	TM173		<100	<100	5440	62100		
Aliphatics >C21-C35	<100 µg/kg	TM173		566	<100	19300	<100		
Aliphatics >C35-C44	<100 µg/kg	TM173		<100	<100	6990	<100		
Total Aliphatics >C12-C44	<100 µg/kg	TM173		566	<100	32700	159000		
Aromatics >EC5-EC7	<10 µg/kg	TM089		<40	<40	<40	<40		
Aromatics >EC7-EC8	<10 µg/kg	TM089		<40	<40	<40	<40		
Aromatics >EC8-EC10	<10 µg/kg	TM089		<40	<40	<40	1700		
Aromatics >EC10-EC12	<10 µg/kg	TM089		<40	<40	<40	7100		
Aromatics >EC12-EC16	<100 µg/kg	TM173		<100	<100	<100	17400		
Aromatics >EC16-EC21	<100 µg/kg	TM173		<100	<100	1300	21600		
Aromatics >EC21-EC35	<100 µg/kg	TM173		1850	<100	14500	<100		
Aromatics >EC35-EC44	<100 µg/kg	TM173		658	<100	7910	<100		
Aromatics >EC40-EC44	<100 µg/kg	TM173		<100	<100	2920	<100		
Total Aromatics >EC12-EC44	<100 µg/kg	TM173		2510	<100	23700	39100		
Total Aliphatics & Aromatics >C5-C44	<100 µg/kg	TM173		3070	<100	56400	221000		

CERTIFICATE OF ANALYSIS

SDG:	140604-98	**Location:**	Coed Darcy	**Order Number:**	CD0696
Job:	H_ATKINS_LDC-224	**Customer:**	Atkins Global Ltd	**Report Number:**	286410
Client Reference:	Site Wide Trial Pitting	**Attention:**	Jack Lowrie	**Superseded Report:**	273835

Asbestos Identification - Solid Samples

		Date of Analysis	Analysed By	Comments	Amosite (Brown) Asbestos	Chrysotile (White) Asbestos	Crocidolite (Blue) Asbestos	Fibrous Actinolite	Fibrous Anthophyllite	Fibrous Tremolite	Non-Asbestos Fibre
Cust. Sample Ref. Depth (m) Sample Type Date Sampled Date Receieved SDG Original Sample Method Number	TPE138 0.20 SOLID 02/06/2014 00:00:00 140604-98 9388795 TM048	13/06/14	Chris Swindells	-	Not Detected (#)	Not Detected (#)	Not Detected (#)	Not Detected (#)	Not Detected (#)	Not Detected (#)	Not Detected
Cust. Sample Ref. Depth (m) Sample Type Date Sampled Date Receieved SDG Original Sample Method Number	TPE138 0.90 SOLID 02/06/2014 00:00:00 140604-98 9388805 TM048	13/06/14	Chris Swindells	-	Not Detected (#)	Not Detected (#)	Not Detected (#)	Not Detected (#)	Not Detected (#)	Not Detected (#)	Not Detected
Cust. Sample Ref. Depth (m) Sample Type Date Sampled Date Receieved SDG Original Sample Method Number	TPE141 0.40 SOLID 02/06/2014 00:00:00 140604-98 9388821 TM048	13/06/14	Lauren Sargeant	-	Not Detected (#)	Not Detected (#)	Not Detected (#)	Not Detected (#)	Not Detected (#)	Not Detected (#)	Not Detected
Cust. Sample Ref. Depth (m) Sample Type Date Sampled Date Receieved SDG Original Sample Method Number	TPE142 0.40 SOLID 02/06/2014 00:00:00 140604-98 9388886 TM048	13/06/14	Chris Swindells	-	Not Detected (#)	Not Detected (#)	Not Detected (#)	Not Detected (#)	Not Detected (#)	Not Detected (#)	Not Detected
Cust. Sample Ref. Depth (m) Sample Type Date Sampled Date Receieved SDG Original Sample Method Number	TPE143 0.60 SOLID 02/06/2014 00:00:00 140604-98 9388932 TM048	13/06/14	Lauren Sargeant	-	Not Detected (#)	Not Detected (#)	Not Detected (#)	Not Detected (#)	Not Detected (#)	Not Detected (#)	Not Detected

CERTIFICATE OF ANALYSIS

SDG: 140604-98 **Location:** Coed Darcy **Order Number:** CD0696
Job: H_ATKINS_LDC-224 **Customer:** Atkins Global Ltd **Report Number:** 286410
Client Reference: Site Wide Trial Pitting **Attention:** Jack Lowrie **Superseded Report:** 273835

		Date of Analysis	Analysed By	Comments	Amosite (Brown) Asbestos	Chrysotile (White) Asbestos	Crocidolite (Blue) Asbestos	Fibrous Actinolite	Fibrous Anthophyllite	Fibrous Tremolite	Non-Asbestos Fibre
Cust. Sample Ref. Depth (m) Sample Type Date Sampled Date Receieved SDG Original Sample Method Number	TPE149 0.30 SOLID 02/06/2014 00:00:00 140604-98 9388863 TM048	13/06/14	Chris Swindells	-	Not Detected (#)	Not Detected (#)	Not Detected (#)	Not Detected (#)	Not Detected (#)	Not Detected (#)	Not Detected
Cust. Sample Ref. Depth (m) Sample Type Date Sampled Date Receieved SDG Original Sample Method Number	TPE151 0.20 SOLID 02/06/2014 00:00:00 140604-98 9388738 TM048	13/06/14	Chris Swindells	-	Not Detected (#)	Not Detected (#)	Not Detected (#)	Not Detected (#)	Not Detected (#)	Not Detected (#)	Not Detected
Cust. Sample Ref. Depth (m) Sample Type Date Sampled Date Receieved SDG Original Sample Method Number	TPE151 0.80 SOLID 02/06/2014 00:00:00 140604-98 9388747 TM048	13/06/14	Chris Swindells	-	Not Detected (#)	Not Detected (#)	Not Detected (#)	Not Detected (#)	Not Detected (#)	Not Detected (#)	Not Detected
Cust. Sample Ref. Depth (m) Sample Type Date Sampled Date Receieved SDG Original Sample Method Number	TPE152 0.40 SOLID 02/06/2014 00:00:00 140604-98 9388696 TM048	13/06/14	Lauren Sargeant	-	Not Detected (#)	Not Detected (#)	Not Detected (#)	Not Detected (#)	Not Detected (#)	Not Detected (#)	Not Detected
Cust. Sample Ref. Depth (m) Sample Type Date Sampled Date Receieved SDG Original Sample Method Number	TPE153 0.30 SOLID 02/06/2014 00:00:00 140604-98 9388655 TM048	13/06/14	Simon Postlewhite	-	Not Detected (#)	Not Detected (#)	Not Detected (#)	Not Detected (#)	Not Detected (#)	Not Detected (#)	Not Detected
Cust. Sample Ref. Depth (m) Sample Type Date Sampled Date Receieved SDG Original Sample Method Number	TPE154 0.20 SOLID 02/06/2014 00:00:00 140604-98 9388990 TM048	13/06/14	Simon Postlewhite	-	Not Detected (#)	Not Detected (#)	Not Detected (#)	Not Detected (#)	Not Detected (#)	Not Detected (#)	Not Detected

CERTIFICATE OF ANALYSIS

SDG: 140604-98 **Location:** Coed Darcy **Order Number:** CD0696
Job: H_ATKINS_LDC-224 **Customer:** Atkins Global Ltd **Report Number:** 286410
Client Reference: Site Wide Trial Pitting **Attention:** Jack Lowrie **Superseded Report:** 273835

		Date of Analysis	Analysed By	Comments	Amosite (Brown) Asbestos	Chrysotile (White) Asbestos	Crocidolite (Blue) Asbestos	Fibrous Actinolite	Fibrous Anthophyllite	Fibrous Tremolite	Non-Asbestos Fibre
Cust. Sample Ref. Depth (m) Sample Type Date Sampled Date Receieved SDG Original Sample Method Number	TPE154 0.80 SOLID 02/06/2014 00:00:00 140604-98 9388998 TM048	13/06/14	Lauren Sargeant	-	Not Detected (#)	Not Detected (#)	Not Detected (#)	Not Detected (#)	Not Detected (#)	Not Detected (#)	Not Detected
Cust. Sample Ref. Depth (m) Sample Type Date Sampled Date Receieved SDG Original Sample Method Number	TPE156 0.30 SOLID 02/06/2014 00:00:00 140604-98 9388845 TM048	13/06/14	Simon Postlewhite	-	Not Detected (#)	Not Detected (#)	Not Detected (#)	Not Detected (#)	Not Detected (#)	Not Detected (#)	Not Detected
Cust. Sample Ref. Depth (m) Sample Type Date Sampled Date Receieved SDG Original Sample Method Number	TPE266 0.30 SOLID 02/06/2014 00:00:00 140604-98 9388634 TM048	13/06/14	Chris Swindells	-	Not Detected (#)	Not Detected (#)	Not Detected (#)	Not Detected (#)	Not Detected (#)	Not Detected (#)	Not Detected

CERTIFICATE OF ANALYSIS

SDG:	140604-98	**Location:**	Coed Darcy	**Order Number:**	CD0696
Job:	H_ATKINS_LDC-224	**Customer:**	Atkins Global Ltd	**Report Number:**	286410
Client Reference:	Site Wide Trial Pitting	**Attention:**	Jack Lowrie	**Superseded Report:**	273835

Table of Results - Appendix

Method No	Reference	Description	Wet/Dry Sample [1]	Surrogate Corrected
ASB_PREP				
PM001		Preparation of Samples for Metals Analysis		
PM024	Modified BS 1377	Soil preparation including homogenisation, moisture screens of soils for Asbestos Containing Material		
TM048	HSG 248, Asbestos: The analysts' guide for sampling, analysis and clearance procedures	Identification of Asbestos in Bulk Material		
TM089	Modified: US EPA Methods 8020 & 602	Determination of Gasoline Range Hydrocarbons (GRO) and BTEX (MTBE) compounds by Headspace GC-FID (C4-C12)		
TM132	In - house Method	ELTRA CS800 Operators Guide		
TM133	BS 1377: Part 3 1990;BS 6068-2.5	Determination of pH in Soil and Water using the GLpH pH Meter		
TM173	Analysis of Petroleum Hydrocarbons in Environmental Media – Total Petroleum Hydrocarbon Criteria	Determination of Speciated Extractable Petroleum Hydrocarbons in Soils by GC-FID		
TM181	US EPA Method 6010B	Determination of Routine Metals in Soil by iCap 6500 Duo ICP-OES		
TM218	Microwave extraction – EPA method 3546	Microwave extraction - EPA method 3546		

[1] Applies to Solid samples only. DRY indicates samples have been dried at 35°C. NA = not applicable.

CERTIFICATE OF ANALYSIS

SDG:	140604-98	**Location:**	Coed Darcy	**Order Number:**	CD0696
Job:	H_ATKINS_LDC-224	**Customer:**	Atkins Global Ltd	**Report Number:**	286410
Client Reference:	Site Wide Trial Pitting	**Attention:**	Jack Lowrie	**Superseded Report:**	273835

Test Completion Dates

Lab Sample No(s)	9388795	9388805	9388813	9388765	9388771	9388779	9388787	9388821	9388829	9388838
Customer Sample Ref.	TPE138	TPE138	TPE138	TPE140	TPE140	TPE140	TPE140	TPE141	TPE141	TPE141
AGS Ref.										
Depth	0.20	0.90	1.50	0.40	1.20	2.20	3.20	0.40	1.40	2.40
Type	SOLID	SOLID	SOLID	SOLID	SOLID	SOLID	SOLID	SOLID	SOLID	SOLID
Asbestos ID in Solid Samples	13-Jun-2014	13-Jun-2014						13-Jun-2014		
EPH CWG (Aliphatic) GC (S)	11-Jun-2014	12-Jun-2014	10-Jun-2014	10-Jun-2014	10-Jun-2014	11-Jun-2014	11-Jun-2014	11-Jun-2014	12-Jun-2014	13-Jun-2014
EPH CWG (Aromatic) GC (S)	11-Jun-2014	12-Jun-2014	10-Jun-2014	10-Jun-2014	10-Jun-2014	11-Jun-2014	11-Jun-2014	11-Jun-2014	12-Jun-2014	13-Jun-2014
GRO by GC-FID (S)	14-Jun-2014	14-Jun-2014	14-Jun-2014	15-Jun-2014	15-Jun-2014	14-Jun-2014	14-Jun-2014	15-Jun-2014	14-Jun-2014	15-Jun-2014
Metals in solid samples by OES	16-Jun-2014	16-Jun-2014	16-Jun-2014	16-Jun-2014	16-Jun-2014	16-Jun-2014	16-Jun-2014	16-Jun-2014	16-Jun-2014	16-Jun-2014
PAH by GCMS	16-Jun-2014	16-Jun-2014	14-Jun-2014	13-Jun-2014	13-Jun-2014	13-Jun-2014	13-Jun-2014	16-Jun-2014	16-Jun-2014	16-Jun-2014
pH	13-Jun-2014	13-Jun-2014	12-Jun-2014	12-Jun-2014	12-Jun-2014	12-Jun-2014	12-Jun-2014	13-Jun-2014	12-Jun-2014	12-Jun-2014
Sample description	07-Jun-2014	07-Jun-2014	06-Jun-2014	06-Jun-2014	06-Jun-2014	06-Jun-2014	06-Jun-2014	06-Jun-2014	06-Jun-2014	06-Jun-2014
Total Organic Carbon		13-Jun-2014					13-Jun-2014		13-Jun-2014	
TPH CWG GC (S)	14-Jun-2014	14-Jun-2014	14-Jun-2014	15-Jun-2014	15-Jun-2014	14-Jun-2014	14-Jun-2014	15-Jun-2014	14-Jun-2014	15-Jun-2014

Lab Sample No(s)	9388854	9388886	9388902	9388918	9388932	9388943	9388955	9388975	9388863	9388871
Customer Sample Ref.	TPE141	TPE142	TPE142	TPE142	TPE143	TPE143	TPE143	TPE143	TPE149	TPE149
AGS Ref.										
Depth	3.40	0.40	1.30	2.40	0.60	1.60	2.60	3.90	0.30	1.20
Type	SOLID	SOLID	SOLID	SOLID	SOLID	SOLID	SOLID	SOLID	SOLID	SOLID
Asbestos ID in Solid Samples		13-Jun-2014			13-Jun-2014				13-Jun-2014	
EPH CWG (Aliphatic) GC (S)	12-Jun-2014	13-Jun-2014	12-Jun-2014	12-Jun-2014	12-Jun-2014	12-Jun-2014	12-Jun-2014	12-Jun-2014	12-Jun-2014	12-Jun-2014
EPH CWG (Aromatic) GC (S)	12-Jun-2014	13-Jun-2014	12-Jun-2014	12-Jun-2014	12-Jun-2014	12-Jun-2014	12-Jun-2014	12-Jun-2014	12-Jun-2014	12-Jun-2014
GRO by GC-FID (S)	15-Jun-2014	15-Jun-2014	14-Jun-2014	14-Jun-2014	14-Jun-2014	14-Jun-2014	14-Jun-2014	16-Jun-2014	15-Jun-2014	15-Jun-2014
Metals in solid samples by OES	16-Jun-2014	16-Jun-2014	16-Jun-2014	16-Jun-2014	16-Jun-2014	17-Jun-2014	16-Jun-2014	17-Jun-2014	16-Jun-2014	17-Jun-2014
PAH by GCMS	16-Jun-2014	16-Jun-2014	15-Jun-2014	16-Jun-2014	16-Jun-2014	13-Jun-2014	16-Jun-2014	16-Jun-2014	16-Jun-2014	16-Jun-2014
pH	12-Jun-2014	13-Jun-2014	12-Jun-2014	12-Jun-2014	13-Jun-2014	13-Jun-2014	13-Jun-2014	13-Jun-2014	13-Jun-2014	12-Jun-2014
Sample description	06-Jun-2014	06-Jun-2014	06-Jun-2014	06-Jun-2014	06-Jun-2014	06-Jun-2014	06-Jun-2014	06-Jun-2014	06-Jun-2014	06-Jun-2014
Total Organic Carbon				13-Jun-2014				13-Jun-2014	13-Jun-2014	
TPH CWG GC (S)	15-Jun-2014	15-Jun-2014	14-Jun-2014	14-Jun-2014	14-Jun-2014	14-Jun-2014	14-Jun-2014	16-Jun-2014	15-Jun-2014	15-Jun-2014

Lab Sample No(s)	9388877	9388738	9388747	9388696	9388708	9388718	9388730	9388655	9388667	9388678
Customer Sample Ref.	TPE149	TPE151	TPE151	TPE152	TPE152	TPE152	TPE152	TPE153	TPE153	TPE153
AGS Ref.										
Depth	2.30	0.20	0.80	0.40	1.40	2.70	4.00	0.30	1.00	2.00
Type	SOLID	SOLID	SOLID	SOLID	SOLID	SOLID	SOLID	SOLID	SOLID	SOLID
Asbestos ID in Solid Samples		13-Jun-2014	13-Jun-2014	13-Jun-2014				13-Jun-2014		
EPH CWG (Aliphatic) GC (S)	17-Jun-2014	13-Jun-2014	13-Jun-2014	12-Jun-2014	12-Jun-2014	10-Jun-2014	12-Jun-2014	13-Jun-2014	12-Jun-2014	11-Jun-2014
EPH CWG (Aromatic) GC (S)	17-Jun-2014	13-Jun-2014	13-Jun-2014	11-Jun-2014	12-Jun-2014	10-Jun-2014	12-Jun-2014	13-Jun-2014	12-Jun-2014	11-Jun-2014
GRO by GC-FID (S)	17-Jun-2014	15-Jun-2014	14-Jun-2014	14-Jun-2014	14-Jun-2014	14-Jun-2014	15-Jun-2014	14-Jun-2014	16-Jun-2014	14-Jun-2014
Metals in solid samples by OES	17-Jun-2014	16-Jun-2014	16-Jun-2014	16-Jun-2014	16-Jun-2014	16-Jun-2014	16-Jun-2014	17-Jun-2014	16-Jun-2014	16-Jun-2014
PAH by GCMS	17-Jun-2014	16-Jun-2014	16-Jun-2014	16-Jun-2014	16-Jun-2014	14-Jun-2014	13-Jun-2014	16-Jun-2014	16-Jun-2014	16-Jun-2014
pH	13-Jun-2014	13-Jun-2014	13-Jun-2014	13-Jun-2014	12-Jun-2014	12-Jun-2014	12-Jun-2014	13-Jun-2014	12-Jun-2014	12-Jun-2014
Sample description	16-Jun-2014	06-Jun-2014	06-Jun-2014	07-Jun-2014	06-Jun-2014	06-Jun-2014	06-Jun-2014	07-Jun-2014	06-Jun-2014	06-Jun-2014
Total Organic Carbon			13-Jun-2014		13-Jun-2014			17-Jun-2014		
TPH CWG GC (S)	17-Jun-2014	15-Jun-2014	14-Jun-2014	14-Jun-2014	14-Jun-2014	14-Jun-2014	15-Jun-2014	14-Jun-2014	16-Jun-2014	14-Jun-2014

Lab Sample No(s)	9388687	9388990	9388998	9389006	9389017	9388845	9388967	9388981	9388634	9388758
Customer Sample Ref.	TPE153	TPE154	TPE154	TPE154	TPE154	TPE156	TPE156	TPE156	TPE266	TPE266
AGS Ref.										
Depth	3.00	0.20	0.80	1.60	2.60	0.30	1.30	2.20	0.30	1.30
Type	SOLID	SOLID	SOLID	SOLID	SOLID	SOLID	SOLID	SOLID	SOLID	SOLID
Asbestos ID in Solid Samples		13-Jun-2014	13-Jun-2014			13-Jun-2014			13-Jun-2014	
EPH CWG (Aliphatic) GC (S)	12-Jun-2014	12-Jun-2014	10-Jun-2014	13-Jun-2014	12-Jun-2014	10-Jun-2014	11-Jun-2014	12-Jun-2014	12-Jun-2014	10-Jun-2014
EPH CWG (Aromatic) GC (S)	12-Jun-2014	12-Jun-2014	10-Jun-2014	13-Jun-2014	12-Jun-2014	10-Jun-2014	11-Jun-2014	12-Jun-2014	12-Jun-2014	10-Jun-2014
GRO by GC-FID (S)	15-Jun-2014	15-Jun-2014	14-Jun-2014	14-Jun-2014	14-Jun-2014	14-Jun-2014	14-Jun-2014	15-Jun-2014	15-Jun-2014	15-Jun-2014
Metals in solid samples by OES	17-Jun-2014	16-Jun-2014	16-Jun-2014	16-Jun-2014	16-Jun-2014	16-Jun-2014	17-Jun-2014	16-Jun-2014	16-Jun-2014	16-Jun-2014
PAH by GCMS	16-Jun-2014	16-Jun-2014	16-Jun-2014	16-Jun-2014	16-Jun-2014	16-Jun-2014	16-Jun-2014	16-Jun-2014	16-Jun-2014	16-Jun-2014
pH	12-Jun-2014	13-Jun-2014	13-Jun-2014	12-Jun-2014	12-Jun-2014	13-Jun-2014	12-Jun-2014	12-Jun-2014	13-Jun-2014	12-Jun-2014
Sample description	06-Jun-2014	06-Jun-2014	06-Jun-2014	06-Jun-2014	06-Jun-2014	06-Jun-2014	06-Jun-2014	06-Jun-2014	06-Jun-2014	06-Jun-2014
Total Organic Carbon					13-Jun-2014		13-Jun-2014		13-Jun-2014	
TPH CWG GC (S)	15-Jun-2014	15-Jun-2014	14-Jun-2014	14-Jun-2014	14-Jun-2014	14-Jun-2014	14-Jun-2014	15-Jun-2014	15-Jun-2014	15-Jun-2014

SDG:	140604-98	**Location:**	Coed Darcy	**Order Number:**	CD0696
Job:	H_ATKINS_LDC-224	**Customer:**	Atkins Global Ltd	**Report Number:**	286410
Client Reference:	Site Wide Trial Pitting	**Attention:**	Jack Lowrie	**Superseded Report:**	273835

Appendix

General

1. Results are expressed on a dry weight basis (dried at 35ºC) for all soil analyses except for the following: NRA and CEN Leach tests, flash point LOI, pH, ammonium as NH4 by the BRE method, VOC TICS and SVOC TICS.

2. Samples will be run in duplicate upon request, but an additional charge may be incurred

3. If sufficient sample is received a sub sample will be retained free of charge for 30 days after analysis is completed (e-mailed) for all sample types unless the sample is destroyed on testing. The prepared soil sub sample that is analysed for asbestos will be retained for a period of 6 months after the analysis date. All bulk samples will be retained for a period of 6 months after the analysis date. All samples received and not scheduled will be disposed of one month after the date of receipt unless we are instructed to the contrary. Once the initial period has expired, a storage charge will be applied for each month or part thereof until the client cancels the request for sample storage. ALcontrol Laboratories reserve the right to charge for samples received and stored but not analysed.

4. With respect to turnaround, we will always endeavour to meet client requirements wherever possible, but turnaround times cannot be absolutely guaranteed due to so many variables beyond our control.

5. We take responsibility for any test performed by sub-contractors (marked with an asterisk). We endeavour to use UKAS/MCERTS Accredited Laboratories, who either complete a quality questionnaire or are audited by ourselves. For some determinands there are no UKAS/MCERTS Accredited Laboratories, in this instance a laboratory with a known track record will be utilised.

6. When requested, the individual sub sample scheduled will be analysed in house for the presence of asbestos fibres and asbestos containing material by our documented in house method TM048 based on HSG 248 (2005), which is accredited to ISO17025. If a specific asbestos fibre type is not found this will be reported as “Not detected”. If no asbestos fibre types are found all will be reported as “Not detected” and the sub sample analysed deemed to be clear of asbestos. If an asbestos fibre type is found it will be reported as detected (for each fibre type found). Testing can be carried out on asbestos positive samples, but, due to Health and Safety considerations, may be replaced by alternative tests or reported as No Determination Possible. The quantity of asbestos present is not determined unless specifically requested.

7. If no separate volatile sample is supplied by the client, or if a headspace or sediment is present in the volatile sample, the integrity of the data may be compromised. This will be flagged up as an invalid VOC on the test schedule and the result marked as deviating on the test certificate.

8. If appropriate preserved bottles are not received preservation will take place on receipt. However, the integrity of the data may be compromised.

9. NDP -No determination possible due to insufficient/unsuitable sample.

10. Metals in water are performed on a filtered sample, and therefore represent dissolved metals -total metals must be requested separately.

11. Results relate only to the items tested.

12. LODs for wet tests reported on a dry weight basis are not corrected for moisture content.

13. **Surrogate recoveries** -Most of our organic methods include surrogates, the recovery of which is monitored and reported. For EPH, MO, PAH, GRO and VOCs on soils the result is not surrogate corrected, but a percentage recovery is quoted. Acceptable limits for most organic methods are 70 -130 %.

14. **Product analyses** -Organic analyses on products can only be semi-quantitative due to the matrix effects and high dilution factors
employed.

15. Phenols monohydric by HPLC include phenol, cresols (2-Methylphenol, 3-Methylphenol and 4-Methylphenol) and Xylenols (2,3 Dimethylphenol, 2,4 Dimethylphenol, 2,5 Dimethylphenol, 2,6 Dimethylphenol, 3,4 Dimethyphenol, 3,5 Dimethylphenol).

16. Total of 5 speciated phenols by HPLC includes Phenol, 2,3,5-Trimethyl Phenol, 2-Isopropylphenol, Cresols and Xylenols (as detailed in 15).

17. Stones/debris are not routinely removed. We always endeavour to take a representative sub sample from the received sample.

18. In certain circumstances the method detection limit may be elevated due to the sample being outside the calibration range. Other factors that may contribute to this include possible interferences. In both cases the sample would be diluted which would cause the method detection limit to be raised.

19. Mercury results quoted on soils will not include volatile mercury as the analysis is performed on a dried and crushed sample.

20. For the BSEN 12457-3 two batch process to allow the cumulative release to be calculated, the volume of the leachate produced is measured and filtered for all tests. We therefore cannot carry out any unfiltered analysis. The tests affected include volatiles GCFID/GCMS and all subcontracted analysis.

21. For all leachate preparations (NRA, DIN, TCLP, BSEN 12457-1, 2, 3) volatile loss may occur, as we do not employ zero headspace extraction.

22. We are accredited to MCERTS for sand, clay and loam/topsoil, or any of these materials - whether these are derived from naturally occurring soil profiles, or from fill/made ground, as long as these materials constitute the major part of the sample. Other coarse granular material such as concrete, gravel and brick are not accredited if they comprise the major part of the sample.

23. Analysis and identification of specific compounds using GCFID is by retention time only, and we routinely calibrate and quantify for benzene, toluene, ethylbenzenes and xylenes (BTEX). For total volatiles in the C5 -C12 range, the total area of the chromatogram is integrated and expressed as ug/kg or ug/l. Although this analysis is commonly used for the quantification of gasoline range organics (GRO), the system will also detect other compounds such as chlorinated solvents, and this may lead to a falsely high result with respect to hydrocarbons only. It is not possible to specifically identify these non-hydrocarbons, as standards are not routinely run for any other compounds, and for more definitive identification, volatiles by GCMS should be utilised.

Sample Deviations

1	Container with Headspace provided for volatiles analysis
2	Incorrect container received
3	Deviation from method
4	Holding time exceeded before sample received
5	Samples exceeded holding time before presevation was performed
§	Sampled on date not provided
♦	Sample holding time exceeded in laboratory
@	Sample holding time exceeded due to sampled on date
&	Sample Holding Time exceeded - Late arrival of instructions.

Asbestos

Identification of Asbestos in Bulk Materials & Soils

The results for identification of asbestos in bulk materials are obtained from supplied bulk materials which have been examined to determine the presence of asbestos fibres using Alcontrol Laboratories (Hawarden) in-house method of transmitted/polarised light microscopy and central stop dispersion staining, based on HSG 248 (2005).

The results for identification of asbestos in soils are obtained from a homogenised sub sample which has been examined to determine the presence of asbestos fibres using Alcontrol Laboratories (Hawarden) in-house method of transmitted/polarised light microscopy and central stop dispersion staining, based on HSG 248 (2005).

Asbestos Type	Common Name
Chrysotile	White Asbestos
Amosite	Brown Asbestos
Crocidolite	Blue Asbestos
Fibrous Actinolite	-
Fibrous Anthophyllite	-
Fibrous Tremolite	-

Visual Estimation Of Fibre Content

Estimation of fibre content is not permitted as part of our UKAS accredited test other than: - Trace - Where only one or two asbestos fibres were identified.

Further guidance on typical asbestos fibre content of manufactured products can be found in HSG 264.

The identification of asbestos containing materials and soils falls within our schedule of tests for which we hold UKAS accreditation, however opinions, interpretations and all other information contained in the report are outside the scope of UKAS accreditation.

ALcontrol Laboratories

Unit 7-8 Hawarden Business Park
Manor Road (off Manor Lane)
Hawarden
Deeside
CH5 3US
Tel: (01244) 528700
Fax: (01244) 528701
email: mkt@alcontrol.com
Website: www.alcontrol.com

Atkins Global Ltd
Project Jonah site office
Llan Coed House
Suite 24
Coed Darcy
Llandarcy
SA10 6HJ

Attention: Fiona McMillan

CERTIFICATE OF ANALYSIS

Date:	25 June 2014
Customer:	H_ATKINS_LDC
Sample Delivery Group (SDG):	140604-97
Your Reference:	Site Wide Trial Pitting
Location:	Coed Darcy
Report No:	274671

We received 129 samples on Wednesday June 04, 2014 and 129 of these samples were scheduled for analysis which was completed on Wednesday June 25, 2014. Accredited laboratory tests are defined within the report, but opinions, interpretations and on-site data expressed herein are outside the scope of ISO 17025 accreditation.

Should this report require incorporation into client reports, it must be used in its entirety and not simply with the data sections alone.

All chemical testing (unless subcontracted) is performed at ALcontrol Hawarden Laboratories.

Approved By:



Sonia McWhan

Operations Manager

Alcontrol Laboratories is a trading division of ALcontrol UK Limited
Registered Office: Units 7 & 8 Hawarden Business Park, Manor Road, Hawarden, Deeside, CH5 3US. Registered in England and Wales No.

CERTIFICATE OF ANALYSIS

SDG:	140604-97	**Location:**	Coed Darcy	**Order Number:**	CD0698
Job:	H_ATKINS_LDC-224	**Customer:**	Atkins Global Ltd	**Report Number:**	274671
Client Reference:	Site Wide Trial Pitting	**Attention:**	Fiona McMillan	**Superseded Report:**	

Received Sample Overview

Lab Sample No(s)	Customer Sample Ref.	AGS Ref.	Depth (m)	Sampled Date
9388492	TPE_144		0.50	03/06/2014
9388666	TPE_144		1.20	03/06/2014
9389173	TPE_155		0.40	03/06/2014
9389178	TPE_155		1.40	03/06/2014
9389182	TPE_155		2.70	03/06/2014
9389186	TPE_155		4.00	03/06/2014
9388850	TPE_157		0.10	03/06/2014
9388858	TPE_157		0.25	03/06/2014
9388865	TPE_157		0.80	03/06/2014
9388875	TPE_157		2.00	03/06/2014
9388885	TPE_159		0.20	03/06/2014
9388894	TPE_159		1.00	03/06/2014
9388903	TPE_159		2.00	03/06/2014
9388739	TPE_5005		0.50	03/06/2014
9388826	TPE_5006		0.30	03/06/2014
9388923	TPE_5006		1.50	03/06/2014
9389024	TPE_5006		2.50	03/06/2014
9389074	TPE_5007		0.40	03/06/2014
9389120	TPE_5007		1.50	03/06/2014
9389165	TPE_5007		2.80	03/06/2014
9388496	TPE_5007		3.80	03/06/2014
9388540	TPE_5008		0.50	03/06/2014
9388584	TPE_5008		1.30	03/06/2014
9388630	TPE_5008		2.50	03/06/2014
9388635	TPE_5008		3.50	03/06/2014
9388641	TPE_5008		4.50	03/06/2014
9388645	TPE_5009		0.50	03/06/2014
9388649	TPE_5009		1.50	03/06/2014
9388654	TPE_5010		0.50	03/06/2014
9388662	TPE_5010		1.50	03/06/2014
9388674	TPE_5010		2.50	03/06/2014
9388679	TPE_5010		3.50	03/06/2014
9388686	TPE_5011		0.50	03/06/2014
9388694	TPE_5011		1.50	03/06/2014
9389191	TPE_5012		0.60	03/06/2014
9389195	TPE_5012		1.60	03/06/2014
9389199	TPE_5013		0.20	03/06/2014
9389203	TPE_5013		1.30	03/06/2014
9389207	TPE_5013		2.30	03/06/2014
9388500	TPE_5013		3.50	03/06/2014
9388504	TPE_5013		4.50	03/06/2014
9388508	TPE_5014		0.30	03/06/2014
9388512	TPE_5014		1.50	03/06/2014
9388516	TPE_5014		2.70	03/06/2014
9388520	TPE_5014		4.00	03/06/2014
9388524	TPE_5015		0.30	03/06/2014
9388528	TPE_5015		1.30	03/06/2014
9388532	TPE_5015		2.60	03/06/2014
9388536	TPE_5015		3.80	03/06/2014
9388544	TPE_5016		0.20	03/06/2014
9388548	TPE_5016		1.20	03/06/2014
9388552	TPE_5016		3.50	03/06/2014
9388556	TPE_5016		3.80	03/06/2014
9388560	TPE_5017		0.30	03/06/2014
9388564	TPE_5017		1.30	03/06/2014
9388568	TPE_5017		2.80	03/06/2014

CERTIFICATE OF ANALYSIS

SDG:	140604-97	**Location:**	Coed Darcy	**Order Number:**	CD0698
Job:	H_ATKINS_LDC-224	**Customer:**	Atkins Global Ltd	**Report Number:**	274671
Client Reference:	Site Wide Trial Pitting	**Attention:**	Fiona McMillan	**Superseded Report:**	

9388572	TPE_5017	3.90	03/06/2014
9388576	TPE_5018	0.30	03/06/2014
9388580	TPE_5018	1.50	03/06/2014
9388588	TPE_5018	2.50	03/06/2014
9388592	TPE_5018	3.80	03/06/2014
9388701	TPE_5019	0.50	03/06/2014
9388706	TPE_5019	1.50	03/06/2014
9388914	TPE_5021	0.10	03/06/2014
9388931	TPE_5021	1.00	03/06/2014
9388941	TPE_5021	2.00	03/06/2014
9388953	TPE_5022	0.20	03/06/2014
9388968	TPE_5022	1.50	03/06/2014
9388979	TPE_5022	2.50	03/06/2014
9388986	TPE_5023	0.30	03/06/2014
9388994	TPE_5023	1.00	03/06/2014
9389003	TPE_5023	2.00	03/06/2014
9389011	TPE_5023	3.00	03/06/2014
9389016	TPE_5024	0.10	03/06/2014
9389028	TPE_5024	1.20	03/06/2014
9389033	TPE_5024	2.20	03/06/2014
9389038	TPE_5024	3.20	03/06/2014
9389043	TPE_5025	0.20	03/06/2014
9389048	TPE_5025	1.20	03/06/2014
9389053	TPE_5025	2.20	03/06/2014
9389057	TPE_5025	3.20	03/06/2014
9389061	TPE_5026	0.10	03/06/2014
9389065	TPE_5026	1.50	03/06/2014
9389070	TPE_5026	2.50	03/06/2014
9389078	TPE_5026	3.50	03/06/2014
9389083	TPE_5027	0.10	03/06/2014
9389087	TPE_5027	1.50	03/06/2014
9389091	TPE_5027	2.50	03/06/2014
9389095	TPE_5027	4.00	03/06/2014
9388714	TPE_5028	0.50	03/06/2014
9388719	TPE_5028	1.50	03/06/2014
9388724	TPE_5028	2.50	03/06/2014
9388732	TPE_5029	0.50	03/06/2014
9388746	TPE_5029	1.50	03/06/2014
9388754	TPE_5029	2.50	03/06/2014
9388760	TPE_5029	3.50	03/06/2014
9388769	TPE_5030	0.50	03/06/2014
9388778	TPE_5030	1.50	03/06/2014
9388786	TPE_5030	2.30	03/06/2014
9388794	TPE_5031	0.50	03/06/2014
9388803	TPE_5031	1.50	03/06/2014
9388810	TPE_5032	0.50	03/06/2014
9388818	TPE_5032	1.50	03/06/2014
9388834	TPE_5032	2.50	03/06/2014
9388842	TPE_5032	3.50	03/06/2014
9388596	TPE_5036	0.40	03/06/2014
9388600	TPE_5036	1.40	03/06/2014
9388604	TPE_5036	2.60	03/06/2014
9388608	TPE_5036	5.90	03/06/2014
9388612	TPE_5037	0.40	03/06/2014
9388618	TPE_5037	1.40	03/06/2014
9388622	TPE_5037	2.60	03/06/2014
9388626	TPE_5037	3.90	03/06/2014
9389136	TPE_5038	0.10	03/06/2014
9389140	TPE_5038	1.50	03/06/2014

CERTIFICATE OF ANALYSIS

SDG:	140604-97	**Location:**	Coed Darcy	**Order Number:**	CD0698
Job:	H_ATKINS_LDC-224	**Customer:**	Atkins Global Ltd	**Report Number:**	274671
Client Reference:	Site Wide Trial Pitting	**Attention:**	Fiona McMillan	**Superseded Report:**	

9389144	TPE_5038	2.80	03/06/2014
9389148	TPE_5038	4.20	03/06/2014
9389099	TPE_5043	0.10	03/06/2014
9389104	TPE_5043	1.20	03/06/2014
9389108	TPE_5043	2.50	03/06/2014
9389112	TPE_5043	4.00	03/06/2014
9389116	TPE_5044	0.10	03/06/2014
9389124	TPE_5044	1.20	03/06/2014
9389128	TPE_5044	2.60	03/06/2014
9389132	TPE_5044	4.00	03/06/2014
9389152	TPE_5045	0.20	03/06/2014
9389156	TPE_5045	1.50	03/06/2014
9389161	TPE_5045	2.80	03/06/2014
9389169	TPE_5045	3.80	03/06/2014

Only received samples which have had analysis scheduled will be shown on the following pages.

CERTIFICATE OF ANALYSIS

SDG:	140604-97	**Location:**	Coed Darcy	**Order Number:**	CD0698
Job:	H_ATKINS_LDC-224	**Customer:**	Atkins Global Ltd	**Report Number:**	274671
Client Reference:	Site Wide Trial Pitting	**Attention:**	Fiona McMillan	**Superseded Report:**	

SOLID

Results Legend

X Test

N No Determination Possible

Lab Sample No(s)	Customer Sample Reference	AGS Reference	Depth (m)	Container
9388492	TPE_144		0.50	250g Amber Jar (AL
				400g Tub (ALE214)
				60g VOC (ALE215)
9388666	TPE_144		1.20	250g Amber Jar (AL
				400g Tub (ALE214)
				60g VOC (ALE215)
9389173	TPE_155		0.40 - 0.00	250g Amber Jar (AL
				400g Tub (ALE214)
				60g VOC (ALE215)
9389178	TPE_155		1.40	250g Amber Jar (AL
				400g Tub (ALE214)
				60g VOC (ALE215)
9389182	TPE_155		2.70	250g Amber Jar (AL
				400g Tub (ALE214)
				60g VOC (ALE215)
9389186	TPE_155		4.00	250g Amber Jar (AL
				400g Tub (ALE214)
				60g VOC (ALE215)
9388850	TPE_157		0.10	250g Amber Jar (AL
				400g Tub (ALE214)
				60g VOC (ALE215)
9388858	TPE_157		0.25	250g Amber Jar (AL
				400g Tub (ALE214)
				60g VOC (ALE215)
9388865	TPE_157		0.80	250g Amber Jar (AL
				400g Tub (ALE214)
				60g VOC (ALE215)
9388875	TPE_157		2.00	250g Amber Jar (AL
				400g Tub (ALE214)
				60g VOC (ALE215)
9388885	TPE_159		0.20	250g Amber Jar (AL
				400g Tub (ALE214)
				60g VOC (ALE215)
9388894	TPE_159		1.00	250g Amber Jar (AL
				400g Tub (ALE214)
				60g VOC (ALE215)
9388903	TPE_159		2.00	250g Amber Jar (AL
				400g Tub (ALE214)
				60g VOC (ALE215)
9388739	TPE_5005		0.50	250g Amber Jar (AL
				400g Tub (ALE214)
				60g VOC (ALE215)

Asbestos ID in Solid Samples	All	NDPs: 0 Tests: 32	X X X X
EPH CWG (Aliphatic) GC (S)	All	NDPs: 0 Tests: 128	X X X X X X X X X X X X X X X X X X X X X X X X
EPH CWG (Aromatic) GC (S)	All	NDPs: 0 Tests: 129	X X X X X X X X X X X X X X X X X X X X X X X X
GRO by GC-FID (S)	All	NDPs: 0 Tests: 129	X X X X X X X X X X X X X X X X X X X X X X X X
Metals in solid samples by OES	All	NDPs: 0 Tests: 129	X X X X X X X X X X X X X X X X X X X X X X X X
PAH by GCMS	All	NDPs: 0 Tests: 129	X X X X X X X X X X X X X X X X X X X X X X X X
pH	All	NDPs: 0 Tests: 129	X X X X X X X X X X X X X X X X X X X X X X X X
Sample description	All	NDPs: 0 Tests: 128	X X X X X X X X X X X X X X X X X X X X X X X X
TPH CWG GC (S)	All	NDPs: 0 Tests: 129	X X X X X X X X X X X X X X X X X X X X X X X X

CERTIFICATE OF ANALYSIS

SDG: 140604-97
Job: H_ATKINS_LDC-224
Client Reference: Site Wide Trial Pitting
Location: Coed Darcy
Customer: Atkins Global Ltd
Attention: Fiona McMillan
Order Number: CD0698
Report Number: 274671
Superseded Report:

SOLID

Results Legend

X Test

N No Determination Possible

Lab Sample No(s)			9388739		9388826			9388923			9389024			9389074			9389120			9389165			9388496			9388540			9388584			9388630			9388635			9388641			9388645	
Customer Sample Reference			TPE_5005		TPE_5006			TPE_5006			TPE_5006			TPE_5007			TPE_5007			TPE_5007			TPE_5007			TPE_5008			TPE_5008			TPE_5008			TPE_5008			TPE_5008			TPE_5009	
AGS Reference																																										
Depth (m)			0.50		0.30			1.50			2.50			0.40			1.50			2.80			3.80			0.50			1.30			2.50			3.50			4.50			0.50	
Container			400g Tub (ALE214)	60g VOC (ALE215)	250g Amber Jar (AL	400g Tub (ALE214)	60g VOC (ALE215)	250g Amber Jar (AL	400g Tub (ALE214)	60g VOC (ALE215)	250g Amber Jar (AL	400g Tub (ALE214)	60g VOC (ALE215)	250g Amber Jar (AL	400g Tub (ALE214)	60g VOC (ALE215)	250g Amber Jar (AL	400g Tub (ALE214)	60g VOC (ALE215)	250g Amber Jar (AL	400g Tub (ALE214)	60g VOC (ALE215)	250g Amber Jar (AL	400g Tub (ALE214)	60g VOC (ALE215)	250g Amber Jar (AL	400g Tub (ALE214)	60g VOC (ALE215)	250g Amber Jar (AL	400g Tub (ALE214)	60g VOC (ALE215)	250g Amber Jar (AL	400g Tub (ALE214)	60g VOC (ALE215)	250g Amber Jar (AL	400g Tub (ALE214)	60g VOC (ALE215)	250g Amber Jar (AL	400g Tub (ALE214)	60g VOC (ALE215)	250g Amber Jar (AL	400g Tub (ALE214)
Asbestos ID in Solid Samples	All	NDPs: 0 Tests: 32	X			X									X												X														X
Asbestos Quantification - Full	All	NDPs: 0 Tests: 7				X																					X														
EPH CWG (Aliphatic) GC (S)	All	NDPs: 0 Tests: 128			X			X			X			X			X			X			X			X			X			X			X			X			X	
EPH CWG (Aromatic) GC (S)	All	NDPs: 0 Tests: 129			X			X			X			X			X			X			X			X			X			X			X			X			X	
GRO by GC-FID (S)	All	NDPs: 0 Tests: 129		X			X			X			X			X			X			X			X			X			X			X			X			X		
Metals in solid samples by OES	All	NDPs: 0 Tests: 129			X			X			X			X			X			X			X			X			X			X			X			X			X	
PAH by GCMS	All	NDPs: 0 Tests: 129			X			X			X			X			X			X			X			X			X			X			X			X			X	
pH	All	NDPs: 0 Tests: 129	X			X			X			X			X			X			X			X			X			X			X			X			X			X
Sample description	All	NDPs: 0 Tests: 128			X			X			X			X			X			X			X			X			X			X			X			X			X	
Total Organic Carbon	All	NDPs: 0 Tests: 5																																						X	
TPH CWG GC (S)	All	NDPs: 0 Tests: 129			X			X			X			X			X			X			X			X			X			X			X			X			X	

CERTIFICATE OF ANALYSIS

SDG:	140604-97	**Location:**	Coed Darcy	**Order Number:**	CD0698
Job:	H_ATKINS_LDC-224	**Customer:**	Atkins Global Ltd	**Report Number:**	274671
Client Reference:	Site Wide Trial Pitting	**Attention:**	Fiona McMillan	**Superseded Report:**	

SOLID

Results Legend

- X — Test
- N — No Determination Possible

Lab Sample No(s)			9388645			9388649			9388654			9388662			9388674			9388679			9388686			9388694			9389191			9389195			9389199			9389203			9389207			9388500
Customer Sample Reference			TPE_5009			TPE_5009			TPE_5010			TPE_5010			TPE_5010			TPE_5010			TPE_5011			TPE_5011			TPE_5012			TPE_5012			TPE_5013			TPE_5013			TPE_5013			TPE_5013
AGS Reference																																											
Depth (m)			0.50			1.50			0.50			1.50			2.50			3.50			0.50			1.50			0.60			1.60			0.20			1.30			2.30			3.50
Container			60g VOC (ALE215)	250g Amber Jar (AL	400g Tub (ALE214)	60g VOC (ALE215)	250g Amber Jar (AL	400g Tub (ALE214)	60g VOC (ALE215)	250g Amber Jar (AL	400g Tub (ALE214)	60g VOC (ALE215)	250g Amber Jar (AL	400g Tub (ALE214)	60g VOC (ALE215)	250g Amber Jar (AL	400g Tub (ALE214)	60g VOC (ALE215)	250g Amber Jar (AL	400g Tub (ALE214)	60g VOC (ALE215)	250g Amber Jar (AL	400g Tub (ALE214)	60g VOC (ALE215)	250g Amber Jar (AL	400g Tub (ALE214)	60g VOC (ALE215)	250g Amber Jar (AL	400g Tub (ALE214)	60g VOC (ALE215)	250g Amber Jar (AL	400g Tub (ALE214)	60g VOC (ALE215)	250g Amber Jar (AL	400g Tub (ALE214)	60g VOC (ALE215)	250g Amber Jar (AL	400g Tub (ALE214)	60g VOC (ALE215)	250g Amber Jar (AL	400g Tub (ALE214)	60g VOC (ALE215)
Asbestos ID in Solid Samples	All	NDPs: 0 Tests: 32						X												X												X										
Asbestos Quantification - Full	All	NDPs: 0 Tests: 7																		X												X										
EPH CWG (Aliphatic) GC (S)	All	NDPs: 0 Tests: 128		X			X			X			X			X			X			X			X			X			X			X			X			X		
EPH CWG (Aromatic) GC (S)	All	NDPs: 0 Tests: 129		X			X			X			X			X			X			X			X			X			X			X			X			X		
GRO by GC-FID (S)	All	NDPs: 0 Tests: 129	X			X			X			X			X			X			X			X			X			X			X			X			X			X
Metals in solid samples by OES	All	NDPs: 0 Tests: 129		X			X			X			X			X			X			X			X			X			X			X			X			X		
PAH by GCMS	All	NDPs: 0 Tests: 129		X			X			X			X			X			X			X			X			X			X			X			X			X		
pH	All	NDPs: 0 Tests: 129			X			X			X			X			X			X			X			X			X			X			X			X			X	
Sample description	All	NDPs: 0 Tests: 128		X			X			X			X			X			X			X			X			X			X			X			X			X		
Total Organic Carbon	All	NDPs: 0 Tests: 5																						X																		
TPH CWG GC (S)	All	NDPs: 0 Tests: 129		X			X			X			X			X			X			X			X			X			X			X			X			X		

SDG:	140604-97	**Location:**	Coed Darcy	**Order Number:**	CD0698
Job:	H_ATKINS_LDC-224	**Customer:**	Atkins Global Ltd	**Report Number:**	274671
Client Reference:	Site Wide Trial Pitting	**Attention:**	Fiona McMillan	**Superseded Report:**	

SOLID

Results Legend

- X — Test
- N — No Determination Possible

Lab Sample No(s)			9388504			9388508			9388512			9388516			9388520			9388524			9388528			9388532			9388536			9388544			9388548			9388552			9388556			9388560
Customer Sample Reference			TPE_5013			TPE_5014			TPE_5014			TPE_5014			TPE_5014			TPE_5015			TPE_5015			TPE_5015			TPE_5015			TPE_5016			TPE_5016			TPE_5016			TPE_5016			TPE_5017
AGS Reference																																										
Depth (m)			4.50			0.30			1.50			2.70			4.00			0.30			1.30			2.60			3.80			0.20			1.20			3.50			3.80			0.30
Container			250g Amber Jar (AL	400g Tub (ALE214)	60g VOC (ALE215)	250g Amber Jar (AL	400g Tub (ALE214)	60g VOC (ALE215)	250g Amber Jar (AL	400g Tub (ALE214)	60g VOC (ALE215)	250g Amber Jar (AL	400g Tub (ALE214)	60g VOC (ALE215)	250g Amber Jar (AL	400g Tub (ALE214)	60g VOC (ALE215)	250g Amber Jar (AL	400g Tub (ALE214)	60g VOC (ALE215)	250g Amber Jar (AL	400g Tub (ALE214)	60g VOC (ALE215)	250g Amber Jar (AL	400g Tub (ALE214)	60g VOC (ALE215)	250g Amber Jar (AL	400g Tub (ALE214)	60g VOC (ALE215)	250g Amber Jar (AL	400g Tub (ALE214)	60g VOC (ALE215)	250g Amber Jar (AL	400g Tub (ALE214)	60g VOC (ALE215)	250g Amber Jar (AL	400g Tub (ALE214)	60g VOC (ALE215)	250g Amber Jar (AL	400g Tub (ALE214)	60g VOC (ALE215)	250g Amber Jar (AL
Asbestos ID in Solid Samples	All	NDPs: 0 Tests: 32					X														X													X										
EPH CWG (Aliphatic) GC (S)	All	NDPs: 0 Tests: 128	X			X			X			X			X			X			X			X			X			X			X			X			X			X
EPH CWG (Aromatic) GC (S)	All	NDPs: 0 Tests: 129	X			X			X			X			X			X			X			X			X			X			X			X			X			X
GRO by GC-FID (S)	All	NDPs: 0 Tests: 129			X			X			X			X			X			X			X			X			X			X			X			X			X	
Metals in solid samples by OES	All	NDPs: 0 Tests: 129	X			X			X			X			X			X			X			X			X			X			X			X			X			X
PAH by GCMS	All	NDPs: 0 Tests: 129	X			X			X			X			X			X			X			X			X			X			X			X			X			X
pH	All	NDPs: 0 Tests: 129		X			X			X			X			X			X			X			X			X			X			X			X			X		
Sample description	All	NDPs: 0 Tests: 128	X			X			X			X			X			X			X			X			X			X			X			X			X			X
TPH CWG GC (S)	All	NDPs: 0 Tests: 129	X			X			X			X			X			X			X			X			X			X			X			X			X			X

CERTIFICATE OF ANALYSIS

SDG:	140604-97	**Location:**	Coed Darcy	**Order Number:**	CD0698
Job:	H_ATKINS_LDC-224	**Customer:**	Atkins Global Ltd	**Report Number:**	274671
Client Reference:	Site Wide Trial Pitting	**Attention:**	Fiona McMillan	**Superseded Report:**	

SOLID

Results Legend

X **Test**

N **No Determination Possible**

			Lab Sample No(s)	Customer Sample Reference	AGS Reference	Depth (m)	Container
			9388560	TPE_5017		0.30	400g Tub (ALE214)
			9388564	TPE_5017		1.30	60g VOC (ALE215)
			9388568	TPE_5017		2.80	250g Amber Jar (AL
			9388572	TPE_5017		3.90	400g Tub (ALE214)
			9388576	TPE_5018		0.30	60g VOC (ALE215)
			9388580	TPE_5018		1.50	250g Amber Jar (AL
			9388588	TPE_5018		2.50	400g Tub (ALE214)
			9388592	TPE_5018		3.80	60g VOC (ALE215)
			9388701	TPE_5019		0.50	250g Amber Jar (AL
			9388706	TPE_5019		1.50	400g Tub (ALE214)
			9388914	TPE_5021		0.10	60g VOC (ALE215)
			9388931	TPE_5021		1.00	250g Amber Jar (AL
			9388941	TPE_5021		2.00	400g Tub (ALE214)
			9388953	TPE_5022		0.20	60g VOC (ALE215)
							250g Amber Jar (AL
							400g Tub (ALE214)
Asbestos ID in Solid Samples	All	NDPs: 0 Tests: 32	X				X X
EPH CWG (Aliphatic) GC (S)	All	NDPs: 0 Tests: 128		X X X X X X X X X X X X X X X X			
EPH CWG (Aromatic) GC (S)	All	NDPs: 0 Tests: 129		X X X X X X X X X X X X X X X X			
GRO by GC-FID (S)	All	NDPs: 0 Tests: 129	X X X X X X X X X X X X X X X X				
Metals in solid samples by OES	All	NDPs: 0 Tests: 129		X X X X X X X X X X X X X X X X			
PAH by GCMS	All	NDPs: 0 Tests: 129		X X X X X X X X X X X X X X X X			
pH	All	NDPs: 0 Tests: 129	X X X X X X X X X X X X X X X X				
Sample description	All	NDPs: 0 Tests: 128		X X X X X X X X X X X X X X X X			
TPH CWG GC (S)	All	NDPs: 0 Tests: 129		X X X X X X X X X X X X X X X X			

SDG:	140604-97	**Location:**	Coed Darcy	**Order Number:**	CD0698
Job:	H_ATKINS_LDC-224	**Customer:**	Atkins Global Ltd	**Report Number:**	274671
Client Reference:	Site Wide Trial Pitting	**Attention:**	Fiona McMillan	**Superseded Report:**	

SOLID

Results Legend

- **X** Test
- **N** No Determination Possible

Lab Sample No(s)			9388953			9388968			9388979			9388986			9388994			9389003			9389011			9389016			9389028			9389033			9389038			9389043			9389048			9389053
Customer Sample Reference			TPE_5022			TPE_5022			TPE_5022			TPE_5023			TPE_5023			TPE_5023			TPE_5023			TPE_5024			TPE_5024			TPE_5024			TPE_5024			TPE_5025			TPE_5025			TPE_5025
AGS Reference																																											
Depth (m)			0.20			1.50			2.50			0.30			1.00			2.00			3.00			0.10			1.20			2.20			3.20			0.20			1.20			2.20
Container			60g VOC (ALE215)	250g Amber Jar (AL	400g Tub (ALE214)	60g VOC (ALE215)	250g Amber Jar (AL	400g Tub (ALE214)	60g VOC (ALE215)	250g Amber Jar (AL	400g Tub (ALE214)	60g VOC (ALE215)	250g Amber Jar (AL	400g Tub (ALE214)	60g VOC (ALE215)	250g Amber Jar (AL	400g Tub (ALE214)	60g VOC (ALE215)	250g Amber Jar (AL	400g Tub (ALE214)	60g VOC (ALE215)	250g Amber Jar (AL	400g Tub (ALE214)	60g VOC (ALE215)	250g Amber Jar (AL	400g Tub (ALE214)	60g VOC (ALE215)	250g Amber Jar (AL	400g Tub (ALE214)	60g VOC (ALE215)	250g Amber Jar (AL	400g Tub (ALE214)	60g VOC (ALE215)	250g Amber Jar (AL	400g Tub (ALE214)	60g VOC (ALE215)	250g Amber Jar (AL	400g Tub (ALE214)	60g VOC (ALE215)	250g Amber Jar (AL	400g Tub (ALE214)	60g VOC (ALE215)
Asbestos ID in Solid Samples	All	NDPs: 0 Tests: 32									X												X																				
EPH CWG (Aliphatic) GC (S)	All	NDPs: 0 Tests: 128		X			X			X						X			X			X			X			X			X			X			X			X		
EPH CWG (Aromatic) GC (S)	All	NDPs: 0 Tests: 129		X			X			X			X			X			X			X			X			X			X			X			X			X		
GRO by GC-FID (S)	All	NDPs: 0 Tests: 129	X			X			X			X			X			X			X			X			X			X			X			X			X			X
Metals in solid samples by OES	All	NDPs: 0 Tests: 129		X			X			X			X			X			X			X			X			X			X			X			X			X		
PAH by GCMS	All	NDPs: 0 Tests: 129		X			X			X			X			X			X			X			X			X			X			X			X			X		
pH	All	NDPs: 0 Tests: 129			X			X			X			X			X			X			X			X			X			X			X			X			X	
Sample description	All	NDPs: 0 Tests: 128		X			X			X			X			X			X			X			X			X			X			X			X			X		
Total Organic Carbon	All	NDPs: 0 Tests: 5								X																																	
TPH CWG GC (S)	All	NDPs: 0 Tests: 129		X			X			X			X			X			X			X			X			X			X			X			X			X		

SDG:	140604-97	**Location:**	Coed Darcy	**Order Number:**	CD0698
Job:	H_ATKINS_LDC-224	**Customer:**	Atkins Global Ltd	**Report Number:**	274671
Client Reference:	Site Wide Trial Pitting	**Attention:**	Fiona McMillan	**Superseded Report:**	

SOLID

Results Legend

X Test

N No Determination Possible

Lab Sample No(s)			9389057			9389061			9389065			9389070			9389078			9389083			9389087			9389091			9389095			9388714			9388719			9388724			9388732			9388746
Customer Sample Reference			TPE_5025			TPE_5026			TPE_5026			TPE_5026			TPE_5026			TPE_5027			TPE_5027			TPE_5027			TPE_5027			TPE_5028			TPE_5028			TPE_5028			TPE_5029			TPE_5029
AGS Reference																																											
Depth (m)			3.20			0.10			1.50			2.50			3.50			0.10			1.50			2.50			4.00			0.50			1.50			2.50			0.50			1.50
Container			250g Amber Jar (AL	400g Tub (ALE214)	60g VOC (ALE215)	250g Amber Jar (AL	400g Tub (ALE214)	60g VOC (ALE215)	250g Amber Jar (AL	400g Tub (ALE214)	60g VOC (ALE215)	250g Amber Jar (AL	400g Tub (ALE214)	60g VOC (ALE215)	250g Amber Jar (AL	400g Tub (ALE214)	60g VOC (ALE215)	250g Amber Jar (AL	400g Tub (ALE214)	60g VOC (ALE215)	250g Amber Jar (AL	400g Tub (ALE214)	60g VOC (ALE215)	250g Amber Jar (AL	400g Tub (ALE214)	60g VOC (ALE215)	250g Amber Jar (AL	400g Tub (ALE214)	60g VOC (ALE215)	250g Amber Jar (AL	400g Tub (ALE214)	60g VOC (ALE215)	250g Amber Jar (AL	400g Tub (ALE214)	60g VOC (ALE215)	250g Amber Jar (AL	400g Tub (ALE214)	60g VOC (ALE215)	250g Amber Jar (AL	400g Tub (ALE214)	60g VOC (ALE215)	250g Amber Jar (AL
Asbestos ID in Solid Samples	All	NDPs: 0 Tests: 32					X												X																					X		
EPH CWG (Aliphatic) GC (S)	All	NDPs: 0 Tests: 128	X			X			X			X			X			X			X			X			X			X			X			X			X			X
EPH CWG (Aromatic) GC (S)	All	NDPs: 0 Tests: 129	X			X			X			X			X			X			X			X			X			X			X			X			X			X
GRO by GC-FID (S)	All	NDPs: 0 Tests: 129			X			X			X			X			X			X			X			X			X			X			X			X			X	
Metals in solid samples by OES	All	NDPs: 0 Tests: 129	X			X			X			X			X			X			X			X			X			X			X			X			X			X
PAH by GCMS	All	NDPs: 0 Tests: 129	X			X			X			X			X			X			X			X			X			X			X			X			X			X
pH	All	NDPs: 0 Tests: 129		X			X			X			X			X			X			X			X			X			X			X			X			X		
Sample description	All	NDPs: 0 Tests: 128	X			X			X			X			X			X			X			X			X			X			X			X			X			X
TPH CWG GC (S)	All	NDPs: 0 Tests: 129	X			X			X			X			X			X			X			X			X			X			X			X			X			X

CERTIFICATE OF ANALYSIS

SDG:	140604-97	**Location:**	Coed Darcy	**Order Number:**	CD0698
Job:	H_ATKINS_LDC-224	**Customer:**	Atkins Global Ltd	**Report Number:**	274671
Client Reference:	Site Wide Trial Pitting	**Attention:**	Fiona McMillan	**Superseded Report:**	

SOLID

Results Legend

X — Test

N — No Determination Possible

Lab Sample No(s)				9388746			9388754			9388760			9388769			9388778			9388786			9388794			9388803			9388810			9388818			9388834		9388842			9388596			9388600
Customer Sample Reference				TPE_5029			TPE_5029			TPE_5029			TPE_5030			TPE_5030			TPE_5030			TPE_5031			TPE_5031			TPE_5032			TPE_5032			TPE_5032		TPE_5032			TPE_5036			TPE_5036
AGS Reference																																										
Depth (m)				1.50			2.50			3.50			0.50			1.50			2.30			0.50			1.50			0.50			1.50			2.50		3.50			0.40			1.40
Container			400g Tub (ALE214)	60g VOC (ALE215)	250g Amber Jar (AL	400g Tub (ALE214)	60g VOC (ALE215)	250g Amber Jar (AL	400g Tub (ALE214)	60g VOC (ALE215)	250g Amber Jar (AL	400g Tub (ALE214)	60g VOC (ALE215)	250g Amber Jar (AL	400g Tub (ALE214)	60g VOC (ALE215)	250g Amber Jar (AL	400g Tub (ALE214)	60g VOC (ALE215)	250g Amber Jar (AL	400g Tub (ALE214)	60g VOC (ALE215)	250g Amber Jar (AL	400g Tub (ALE214)	60g VOC (ALE215)	250g Amber Jar (AL	400g Tub (ALE214)	60g VOC (ALE215)	250g Amber Jar (AL	400g Tub (ALE214)	60g VOC (ALE215)	250g Amber Jar (AL	400g Tub (ALE214)	60g VOC (ALE215)	400g Tub (ALE214)	60g VOC (ALE215)	250g Amber Jar (AL	400g Tub (ALE214)	60g VOC (ALE215)	250g Amber Jar (AL	400g Tub (ALE214)	60g VOC (ALE215)
Asbestos ID in Solid Samples	All	NDPs: 0 Tests: 32										X									X						X										X				
Asbestos Quantification - Full	All	NDPs: 0 Tests: 7																																			X				
EPH CWG (Aliphatic) GC (S)	All	NDPs: 0 Tests: 128			X			X			X			X			X			X			X			X			X			X			X		X			X		
EPH CWG (Aromatic) GC (S)	All	NDPs: 0 Tests: 129			X			X			X			X			X			X			X			X			X			X			X		X			X		
GRO by GC-FID (S)	All	NDPs: 0 Tests: 129		X			X			X			X			X			X			X			X			X			X			X		X			X			X
Metals in solid samples by OES	All	NDPs: 0 Tests: 129			X			X			X			X			X			X			X			X			X			X			X		X			X		
PAH by GCMS	All	NDPs: 0 Tests: 129			X			X			X			X			X			X			X			X			X			X			X		X			X		
pH	All	NDPs: 0 Tests: 129	X			X			X			X			X			X			X			X			X			X			X		X			X			X	
Sample description	All	NDPs: 0 Tests: 128			X			X			X			X			X			X			X			X			X			X			X		X			X		
Total Organic Carbon	All	NDPs: 0 Tests: 5																																		X					
TPH CWG GC (S)	All	NDPs: 0 Tests: 129			X			X			X			X			X			X			X			X			X			X			X		X			X		

CERTIFICATE OF ANALYSIS

SDG:	140604-97	**Location:**	Coed Darcy	**Order Number:**	CD0698
Job:	H_ATKINS_LDC-224	**Customer:**	Atkins Global Ltd	**Report Number:**	274671
Client Reference:	Site Wide Trial Pitting	**Attention:**	Fiona McMillan	**Superseded Report:**	

SOLID

Results Legend

- X — Test
- N — No Determination Possible

Lab Sample No(s)			9388604			9388608			9388612			9388618			9388622			9388626			9389136			9389140			9389144			9389148			9389099			9389104			9389108			9389112
Customer Sample Reference			TPE_5036			TPE_5036			TPE_5037			TPE_5037			TPE_5037			TPE_5037			TPE_5038			TPE_5038			TPE_5038			TPE_5038			TPE_5043			TPE_5043			TPE_5043			TPE_5043
AGS Reference																																											
Depth (m)			2.60			5.90			0.40			1.40			2.60			3.90			0.10			1.50			2.80			4.20			0.10			1.20			2.50			4.00
Container			250g Amber Jar (AL	400g Tub (ALE214)	60g VOC (ALE215)	250g Amber Jar (AL	400g Tub (ALE214)	60g VOC (ALE215)	250g Amber Jar (AL	400g Tub (ALE214)	60g VOC (ALE215)	250g Amber Jar (AL	400g Tub (ALE214)	60g VOC (ALE215)	250g Amber Jar (AL	400g Tub (ALE214)	60g VOC (ALE215)	250g Amber Jar (AL	400g Tub (ALE214)	60g VOC (ALE215)	250g Amber Jar (AL	400g Tub (ALE214)	60g VOC (ALE215)	250g Amber Jar (AL	400g Tub (ALE214)	60g VOC (ALE215)	250g Amber Jar (AL	400g Tub (ALE214)	60g VOC (ALE215)	250g Amber Jar (AL	400g Tub (ALE214)	60g VOC (ALE215)	250g Amber Jar (AL	400g Tub (ALE214)	60g VOC (ALE215)	250g Amber Jar (AL	400g Tub (ALE214)	60g VOC (ALE215)	250g Amber Jar (AL	400g Tub (ALE214)	60g VOC (ALE215)	250g Amber Jar (AL
Asbestos ID in Solid Samples	All	NDPs: 0 Tests: 32								X													X																				
EPH CWG (Aliphatic) GC (S)	All	NDPs: 0 Tests: 128	X			X			X			X			X			X			X			X			X			X			X			X			X			X
EPH CWG (Aromatic) GC (S)	All	NDPs: 0 Tests: 129	X			X			X			X			X			X			X			X			X			X			X			X			X			X
GRO by GC-FID (S)	All	NDPs: 0 Tests: 129			X			X			X			X			X			X			X			X			X			X			X			X			X	
Metals in solid samples by OES	All	NDPs: 0 Tests: 129	X			X			X			X			X			X			X			X			X			X			X			X			X			X
PAH by GCMS	All	NDPs: 0 Tests: 129	X			X			X			X			X			X			X			X			X			X			X			X			X			X
pH	All	NDPs: 0 Tests: 129		X			X			X			X			X			X			X			X			X			X			X			X			X		
Sample description	All	NDPs: 0 Tests: 128	X			X			X			X			X			X			X			X			X			X			X			X			X			X
Total Organic Carbon	All	NDPs: 0 Tests: 5							X																																		
TPH CWG GC (S)	All	NDPs: 0 Tests: 129	X			X			X			X			X			X			X			X			X			X			X			X			X			X

SDG:	140604-97	**Location:**	Coed Darcy	**Order Number:**	CD0698
Job:	H_ATKINS_LDC-224	**Customer:**	Atkins Global Ltd	**Report Number:**	274671
Client Reference:	Site Wide Trial Pitting	**Attention:**	Fiona McMillan	**Superseded Report:**	

SOLID

Results Legend

- **X** Test
- **N** No Determination Possible

Lab Sample No(s)			9389112		9389116			9389124			9389128			9389132			9389152			9389156			9389161			9389169		
Customer Sample Reference			TPE_5043		TPE_5044			TPE_5044			TPE_5044			TPE_5044			TPE_5045			TPE_5045			TPE_5045			TPE_5045		
AGS Reference																												
Depth (m)			4.00		0.10			1.20			2.60			4.00			0.20			1.50			2.80			3.80		
Container			400g Tub (ALE214)	60g VOC (ALE215)	250g Amber Jar (AL	400g Tub (ALE214)	60g VOC (ALE215)	250g Amber Jar (AL	400g Tub (ALE214)	60g VOC (ALE215)	250g Amber Jar (AL	400g Tub (ALE214)	60g VOC (ALE215)	250g Amber Jar (AL	400g Tub (ALE214)	60g VOC (ALE215)	250g Amber Jar (AL	400g Tub (ALE214)	60g VOC (ALE215)	250g Amber Jar (AL	400g Tub (ALE214)	60g VOC (ALE215)	250g Amber Jar (AL	400g Tub (ALE214)	60g VOC (ALE215)	250g Amber Jar (AL	400g Tub (ALE214)	60g VOC (ALE215)
Asbestos ID in Solid Samples	All	NDPs: 0 Tests: 32				X												X										
Asbestos Quantification - Full	All	NDPs: 0 Tests: 7				X												X										
EPH CWG (Aliphatic) GC (S)	All	NDPs: 0 Tests: 128			X			X			X			X			X			X			X			X		
EPH CWG (Aromatic) GC (S)	All	NDPs: 0 Tests: 129			X			X			X			X			X			X			X			X		
GRO by GC-FID (S)	All	NDPs: 0 Tests: 129		X			X			X			X			X			X			X			X			X
Metals in solid samples by OES	All	NDPs: 0 Tests: 129			X			X			X			X			X			X			X			X		
PAH by GCMS	All	NDPs: 0 Tests: 129			X			X			X			X			X			X			X			X		
pH	All	NDPs: 0 Tests: 129	X			X			X			X			X			X			X			X			X	
Sample description	All	NDPs: 0 Tests: 128			X			X			X			X						X			X			X		
TPH CWG GC (S)	All	NDPs: 0 Tests: 129			X			X			X			X			X			X			X			X		

CERTIFICATE OF ANALYSIS

SDG:	140604-97	**Location:**	Coed Darcy	**Order Number:**	CD0698
Job:	H_ATKINS_LDC-224	**Customer:**	Atkins Global Ltd	**Report Number:**	274671
Client Reference:	Site Wide Trial Pitting	**Attention:**	Fiona McMillan	**Superseded Report:**	

Sample Descriptions

Grain Sizes

very fine	<0.063mm	fine	0.063mm - 0.1mm	medium	0.1mm - 2mm	coarse	2mm - 10mm	very coarse	>10mm

Lab Sample No(s)	Customer Sample Ref.	Depth (m)	Colour	Description	Grain size	Inclusions	Inclusions 2
9388492	TPE_144	0.50	Dark Brown	Sandy Silt Loam	0.1 - 2 mm	Vegetation	Stones
9388666	TPE_144	1.20	Dark Brown	Silty Clay	0.063 - 0.1 mm	Stones	N/A
9389173	TPE_155	0.40 - 0.00	Dark Brown	Silt Loam	0.063 - 0.1 mm	Vegetation	Stones
9389178	TPE_155	1.40	Dark Brown	Sandy Loam	0.1 - 2 mm	Stones	None
9389182	TPE_155	2.70	Dark Brown	Sandy Loam	0.1 - 2 mm	Stones	None
9389186	TPE_155	4.00	Dark Brown	Sandy Loam	0.1 - 2 mm	Stones	None
9388850	TPE_157	0.10	Dark Brown	Loamy Sand	0.1 - 2 mm	Stones	Vegetation
9388858	TPE_157	0.25	Dark Brown	Sandy Loam	0.1 - 2 mm	Stones	None
9388865	TPE_157	0.80	Dark Brown	Sandy Clay Loam	0.1 - 2 mm	Stones	None
9388875	TPE_157	2.00	Dark Brown	Sandy Loam	0.1 - 2 mm	Stones	None
9388885	TPE_159	0.20	Dark Brown	Loamy Sand	0.1 - 2 mm	Stones	Vegetation
9388894	TPE_159	1.00	Dark Brown	Sandy Loam	0.1 - 2 mm	Stones	None
9388903	TPE_159	2.00	Dark Brown	Sandy Loam	0.1 - 2 mm	Stones	Oil/Petroleum
9388739	TPE_5005	0.50	Dark Brown	Sand	0.1 - 2 mm	None	Stones
9388826	TPE_5006	0.30	Dark Brown	Sandy Loam	0.1 - 2 mm	Stones	Vegetation
9388923	TPE_5006	1.50	Dark Brown	Sandy Silt Loam	0.063 - 0.1 mm	Stones	N/A
9389024	TPE_5006	2.50	Dark Brown	Sandy Silt Loam	0.063 - 0.1 mm	Stones	N/A
9388496	TPE_5007	3.80	Dark Brown	Silty Clay	0.063 - 0.1 mm	Stones	N/A
9389074	TPE_5007	0.40	Light Brown	Loamy Sand	0.1 - 2 mm	Stones	None
9389120	TPE_5007	1.50	Dark Brown	Silty Clay Loam	0.063 - 0.1 mm	Stones	N/A
9389165	TPE_5007	2.80	Dark Brown	Sandy Clay Loam	0.1 - 2 mm	Stones	None
9388540	TPE_5008	0.50	Light Brown	Loamy Sand	0.1 - 2 mm	Stones	None
9388584	TPE_5008	1.30	Dark Brown	Silty Clay	0.063 - 0.1 mm	Stones	N/A
9388630	TPE_5008	2.50	Dark Brown	Sandy Clay Loam	0.1 - 2 mm	Stones	None
9388635	TPE_5008	3.50	Dark Brown	Silty Clay Loam	0.063 - 0.1 mm	Stones	N/A
9388641	TPE_5008	4.50	Dark Brown	Sandy Loam	0.1 - 2 mm	Stones	None
9388645	TPE_5009	0.50	Dark Brown	Sandy Loam	0.1 - 2 mm	Stones	None
9388649	TPE_5009	1.50	Grey	Sand	0.1 - 2 mm	Stones	None
9388654	TPE_5010	0.50	Light Brown	Sand	0.1 - 2 mm	Stones	None
9388662	TPE_5010	1.50	Dark Brown	Loamy Sand	0.063 - 0.1 mm	Stones	Vegetation
9388674	TPE_5010	2.50	Dark Brown	Sandy Loam	0.1 - 2 mm	Stones	Oil/Petroleum
9388679	TPE_5010	3.50	Light Brown	Sand	0.1 - 2 mm	Stones	None
9388686	TPE_5011	0.50	Dark Brown	Sandy Silt Loam	0.1 - 2 mm	Concrete/Aggregate	Stones
9388694	TPE_5011	1.50	Grey	Sandy Loam	0.063 - 0.1 mm	Stones	Oil/Petroleum
9389191	TPE_5012	0.60	Dark Brown	Sandy Loam	0.1 - 2 mm	Stones	Vegetation
9389195	TPE_5012	1.60	Dark Brown	Sandy Loam	0.1 - 2 mm	Stones	None
9388500	TPE_5013	3.50	Dark Brown	Sandy Silt Loam	0.063 - 0.1 mm	Stones	N/A
9388504	TPE_5013	4.50	Dark Brown	Sandy Loam	0.1 - 2 mm	Stones	Oil/Petroleum

CERTIFICATE OF ANALYSIS

SDG:	140604-97	**Location:**	Coed Darcy	**Order Number:**	CD0698
Job:	H_ATKINS_LDC-224	**Customer:**	Atkins Global Ltd	**Report Number:**	274671
Client Reference:	Site Wide Trial Pitting	**Attention:**	Fiona McMillan	**Superseded Report:**	

			Colour	Description	Grain size	Inclusions	Inclusions 2
9389199	TPE_5013	0.20	Black	Silt Loam	0.063 - 0.1 mm	Vegetation	Stones
9389203	TPE_5013	1.30	Dark Brown	Sandy Loam	0.1 - 2 mm	Stones	None
9389207	TPE_5013	2.30	Dark Brown	Sandy Loam	0.1 - 2 mm	Stones	Vegetation
9388508	TPE_5014	0.30	Dark Brown	Loamy Sand	0.1 - 2 mm	Stones	Vegetation
9388512	TPE_5014	1.50	Dark Brown	Silty Sand	0.063 - 0.1 mm	Stones	N/A
9388516	TPE_5014	2.70	Dark Brown	Silty Clay	0.063 - 0.1 mm	Stones	N/A
9388520	TPE_5014	4.00	Dark Brown	Silty Clay Loam	0.063 - 0.1 mm	Stones	N/A
9388524	TPE_5015	0.30	Light Brown	Loamy Sand	0.1 - 2 mm	Stones	None
9388528	TPE_5015	1.30	Dark Brown	Sandy Loam	0.1 - 2 mm	Oil/Petroleum	Stones
9388532	TPE_5015	2.60	Dark Brown	Sandy Clay	0.1 - 2 mm	N/A	N/A
9388536	TPE_5015	3.80	Dark Brown	Silty Clay	0.063 - 0.1 mm	Oil/Petroleum	Stones
9388544	TPE_5016	0.20	Light Brown	Loamy Sand	0.1 - 2 mm	Stones	None
9388548	TPE_5016	1.20	Dark Brown	Sandy Loam	0.1 - 2 mm	Stones	N/A
9388552	TPE_5016	3.50	Dark Brown	Sandy Clay	0.063 - 0.1 mm	Oil/Petroleum	Stones
9388556	TPE_5016	3.80	Dark Brown	Sandy Clay	0.1 - 2 mm	Oil/Petroleum	N/A
9388560	TPE_5017	0.30	Light Brown	Sandy Silt Loam	0.1 - 2 mm	Stones	None
9388564	TPE_5017	1.30	Dark Brown	Silty Clay Loam	0.063 - 0.1 mm	Vegetation	Stones
9388568	TPE_5017	2.80	Dark Brown	Sandy Clay Loam	0.1 - 2 mm	Oil/Petroleum	Stones
9388572	TPE_5017	3.90	Light Brown	Sandy Clay	0.1 - 2 mm	Oil/Petroleum	Stones
9388576	TPE_5018	0.30	Dark Brown	Loamy Sand	0.1 - 2 mm	Vegetation	Stones
9388580	TPE_5018	1.50	Light Brown	Silty Clay Loam	0.063 - 0.1 mm	Oil/Petroleum	Stones
9388588	TPE_5018	2.50	Dark Brown	Sandy Loam	0.1 - 2 mm	Stones	N/A
9388592	TPE_5018	3.80	Dark Brown	Sandy Clay Loam	0.1 - 2 mm	Oil/Petroleum	Stones
9388701	TPE_5019	0.50	Dark Brown	Sandy Silt Loam	0.1 - 2 mm	Stones	None
9388706	TPE_5019	1.50	Grey	Sandy Loam	0.1 - 2 mm	Stones	None
9388914	TPE_5021	0.10	Dark Brown	Sandy Loam	0.1 - 2 mm	Stones	Vegetation
9388931	TPE_5021	1.00	Dark Brown	Sandy Loam	0.1 - 2 mm	Stones	N/A
9388941	TPE_5021	2.00	Dark Brown	Sandy Loam	0.1 - 2 mm	Stones	None
9388953	TPE_5022	0.20	Dark Brown	Loamy Sand	0.1 - 2 mm	Stones	Vegetation
9388968	TPE_5022	1.50	Dark Brown	Sandy Loam	0.1 - 2 mm	Stones	Vegetation
9388979	TPE_5022	2.50	Light Brown	Loamy Sand	0.1 - 2 mm	Stones	N/A
9388986	TPE_5023	0.30	Dark Brown	Loamy Sand	0.1 - 2 mm	Stones	Vegetation
9388994	TPE_5023	1.00	Dark Brown	Sandy Loam	0.1 - 2 mm	Stones	Vegetation
9389003	TPE_5023	2.00	Dark Brown	Sandy Loam	0.1 - 2 mm	Stones	N/A
9389011	TPE_5023	3.00	Dark Brown	Sandy Loam	0.1 - 2 mm	Stones	N/A
9389016	TPE_5024	0.10	Black	Silty Clay Loam	0.063 - 0.1 mm	Stones	Vegetation
9389028	TPE_5024	1.20	Dark Brown	Silty Clay	0.1 - 2 mm	Vegetation	Stones
9389033	TPE_5024	2.20	Dark Brown	Loamy Sand	0.1 - 2 mm	Stones	Oil/Petroleum
9389038	TPE_5024	3.20	Dark Brown	Loamy Sand	0.1 - 2 mm	Stones	Oil/Petroleum
9389043	TPE_5025	0.20	Dark Brown	Silty Clay	0.063 - 0.1 mm	Stones	N/A
9389048	TPE_5025	1.20	Dark Brown	Silty Clay	0.063 - 0.1 mm	Oil/Petroleum	Stones

CERTIFICATE OF ANALYSIS

SDG:	140604-97	**Location:**	Coed Darcy	**Order Number:**	CD0698
Job:	H_ATKINS_LDC-224	**Customer:**	Atkins Global Ltd	**Report Number:**	274671
Client Reference:	Site Wide Trial Pitting	**Attention:**	Fiona McMillan	**Superseded Report:**	

			Colour	Description	Grain size	Inclusions	Inclusions 2
9389053	TPE_5025	2.20	Dark Brown	Silty Clay	0.063 - 0.1 mm	N/A	N/A
9389057	TPE_5025	3.20	Dark Brown	Silty Sand	0.063 - 0.1 mm	Oil/Petroleum	Stones
9389061	TPE_5026	0.10	Dark Brown	Sandy Silt Loam	0.1 - 2 mm	Vegetation	Stones
9389065	TPE_5026	1.50	Dark Brown	Silty Clay	0.063 - 0.1 mm	Stones	Vegetation
9389070	TPE_5026	2.50	Dark Brown	Sandy Clay	0.063 - 0.1 mm	Stones	Stones
9389078	TPE_5026	3.50	Dark Brown	Silty Sand	0.063 - 0.1 mm	Stones	N/A
9389083	TPE_5027	0.10	Dark Brown	Sandy Silt Loam	0.1 - 2 mm	Vegetation	Stones
9389087	TPE_5027	1.50	Dark Brown	Loamy Sand	0.063 - 0.1 mm	Stones	Vegetation
9389091	TPE_5027	2.50	Dark Brown	Silty Sand	0.063 - 0.1 mm	Stones	N/A
9389095	TPE_5027	4.00	Dark Brown	Silty Sand	0.063 - 0.1 mm	Stones	N/A
9388714	TPE_5028	0.50	Dark Brown	Silty Sand	0.063 - 0.1 mm	Oil/Petroleum	N/A
9388719	TPE_5028	1.50	Dark Brown	Sandy Silt Loam	0.063 - 0.1 mm	Stones	N/A
9388724	TPE_5028	2.50	Dark Brown	Silty Clay	0.063 - 0.1 mm	Stones	N/A
9388732	TPE_5029	0.50	Dark Brown	Sandy Clay	0.1 - 2 mm	Stones	None
9388746	TPE_5029	1.50	Dark Brown	Silty Clay	0.063 - 0.1 mm	Oil/Petroleum	Stones
9388754	TPE_5029	2.50	Dark Brown	Silty Clay	0.063 - 0.1 mm	N/A	Stones
9388760	TPE_5029	3.50	Dark Brown	Silty Clay Loam	0.063 - 0.1 mm	Stones	N/A
9388769	TPE_5030	0.50	Dark Brown	Sandy Clay Loam	0.1 - 2 mm	None	Stones
9388778	TPE_5030	1.50	Dark Brown	Silty Clay	0.063 - 0.1 mm	Stones	N/A
9388786	TPE_5030	2.30	Dark Brown	Silty Clay Loam	0.063 - 0.1 mm	Stones	N/A
9388794	TPE_5031	0.50	Dark Brown	Sandy Clay Loam	0.063 - 0.1 mm	Stones	Vegetation
9388803	TPE_5031	1.50	Dark Brown	Silty Clay	0.063 - 0.1 mm	Stones	N/A
9388810	TPE_5032	0.50	Dark Brown	Sandy Loam	0.1 - 2 mm	None	Stones
9388818	TPE_5032	1.50	Dark Brown	Silty Clay	0.063 - 0.1 mm	Stones	N/A
9388834	TPE_5032	2.50	Dark Brown	Sandy Clay	0.063 - 0.1 mm	Stones	N/A
9388842	TPE_5032	3.50	Dark Brown	Silty Clay	0.063 - 0.1 mm	Stones	N/A
9388596	TPE_5036	0.40	Dark Brown	Silt Loam	0.063 - 0.1 mm	Vegetation	Stones
9388600	TPE_5036	1.40	Dark Brown	Sandy Loam	0.1 - 2 mm	Stones	Vegetation
9388604	TPE_5036	2.60	Dark Brown	Silty Clay	0.063 - 0.1 mm	Oil/Petroleum	Stones
9388608	TPE_5036	5.90	Grey	Loamy Sand	0.1 - 2 mm	Stones	None
9388612	TPE_5037	0.40	Dark Brown	Sandy Silt Loam	0.1 - 2 mm	Vegetation	Stones
9388618	TPE_5037	1.40	Dark Brown	Silty Clay	0.063 - 0.1 mm	Stones	N/A
9388622	TPE_5037	2.60	Dark Brown	Silty Clay	0.063 - 0.1 mm	Stones	N/A
9388626	TPE_5037	3.90	Dark Brown	Sandy Clay	0.063 - 0.1 mm	Stones	N/A
9389136	TPE_5038	0.10	Dark Brown	Sandy Silt Loam	0.1 - 2 mm	Vegetation	Stones
9389140	TPE_5038	1.50	Dark Brown	Silty Clay	0.063 - 0.1 mm	Stones	N/A
9389144	TPE_5038	2.80	Dark Brown	Silty Clay	0.063 - 0.1 mm	Stones	N/A
9389148	TPE_5038	4.20	Dark Brown	Sandy Loam	0.1 - 2 mm	Stones	N/A
9389099	TPE_5043	0.10	Dark Brown	Sandy Clay	0.1 - 2 mm	Stones	Vegetation
9389104	TPE_5043	1.20	Dark Brown	Sandy Clay Loam	0.1 - 2 mm	Stones	None
9389108	TPE_5043	2.50	Dark Brown	Sandy Clay	0.1 - 2 mm	Oil/Petroleum	Stones

CERTIFICATE OF ANALYSIS

SDG:	140604-97	**Location:**	Coed Darcy	**Order Number:**	CD0698
Job:	H_ATKINS_LDC-224	**Customer:**	Atkins Global Ltd	**Report Number:**	274671
Client Reference:	Site Wide Trial Pitting	**Attention:**	Fiona McMillan	**Superseded Report:**	

			Colour	Description	Grain size	Inclusions	Inclusions 2
9389112	TPE_5043	4.00	Dark Brown	Sandy Clay Loam	0.1 - 2 mm	Stones	Vegetation
9389116	TPE_5044	0.10	Dark Brown	Sandy Silt Loam	0.1 - 2 mm	Vegetation	Stones
9389124	TPE_5044	1.20	Dark Brown	Silty Clay	0.063 - 0.1 mm	Stones	N/A
9389128	TPE_5044	2.60	Dark Brown	Silty Clay	0.063 - 0.1 mm	Stones	N/A
9389132	TPE_5044	4.00	Dark Brown	Sandy Clay Loam	0.1 - 2 mm	Vegetation	Stones
9389152	TPE_5045	0.20	Dark Brown	Sandy Silt Loam	0.1 - 2 mm	Vegetation	N/A
9389156	TPE_5045	1.50	Light Brown	Sandy Clay Loam	0.1 - 2 mm	Stones	N/A
9389161	TPE_5045	2.80	Dark Brown	Sandy Clay Loam	0.1 - 2 mm	Stones	None
9389169	TPE_5045	3.80	Dark Brown	Sandy Loam	0.1 - 2 mm	Stones	N/A

These descriptions are only intended to act as a cross check if sample identities are questioned, and to provide a log of sample matrices with respect to MCERTS validation. They are not intended as full geological descriptions.

We are accredited to MCERTS for sand, clay and loam/topsoil, or any of these materials - whether these are derived from naturally ocurring soil profiles, or from fill/made ground, as long as these materials constitute the major part of the sample.

Other coarse granular materials such as concrete, gravel and brick are not accredited if they comprise the major part of the sample.

CERTIFICATE OF ANALYSIS

SDG:	140604-97	**Location:**	Coed Darcy	**Order Number:**	CD0698
Job:	H_ATKINS_LDC-224	**Customer:**	Atkins Global Ltd	**Report Number:**	274671
Client Reference:	Site Wide Trial Pitting	**Attention:**	Fiona McMillan	**Superseded Report:**	

Results Legend	
#	ISO17025 accredited.
M	*m*CERTS accredited.
aq	Aqueous / settled sample.
diss.filt	Dissolved / filtered sample.
tot.unfilt	Total / unfiltered sample.
*	Subcontracted test.
**	% recovery of the surrogate standard to check the efficiency of the method. The results of individual compounds within samples aren't corrected for the recovery
(F)	Trigger breach confirmed
1-5&+§@	Sample deviation (see appendix)

Component	LOD/Units	Method	Customer Sample R	TPE_144	TPE_144	TPE_155	TPE_155	TPE_155	TPE_155
			Depth (m)	0.50	1.20	0.40	1.40	2.70	4.00
			Sample Type	Soil/Solid	Soil/Solid	Soil/Solid	Soil/Solid	Soil/Solid	Soil/Solid
			Date Sampled	03/06/2014	03/06/2014	03/06/2014	03/06/2014	03/06/2014	03/06/2014
			Sample Time	.	.	.	.	.	.
			Date Received	04/06/2014	04/06/2014	04/06/2014	04/06/2014	04/06/2014	04/06/2014
			SDG Ref	140604-97	140604-97	140604-97	140604-97	140604-97	140604-97
			Lab Sample No.(s)	9388492	9388666	9389173	9389178	9389182	9389186
			AGS Reference						
Moisture Content Ratio	%	PM024		12	9.3	16	8.4	7.8	12
pH	1 pH Units	TM133		6.47 M	6.9 M	7.24 M	6.92 M	7 M	6.62 M
Arsenic	<0.6 mg/kg	TM181		16.4 M	11.9 M	45.2 M	10.6 M	11.1 M	11.2 M
Cadmium	<0.02 mg/kg	TM181		0.63 M	0.531 M	1.63 M	0.848 M	0.857 M	0.745 M
Chromium	<0.9 mg/kg	TM181		14.2 M	13.7 M	16.5 M	13.9 M	13.2 M	13.2 M
Copper	<1.4 mg/kg	TM181		31.5 M	17.6 M	108 M	13.8 M	12.7 M	14.3 M
Lead	<0.7 mg/kg	TM181		24.4 M	13.4 M	43.6 M	13 M	14.2 M	16.4 M
Mercury	<0.14 mg/kg	TM181		<0.14 M	<0.14 M	<0.14 M	<0.14 M	<0.14 M	<0.14 M
Nickel	<0.2 mg/kg	TM181		22.8 M	25.2 M	22.8 M	25.5 M	26.1 M	27.7 M
Selenium	<1 mg/kg	TM181		1.08 #	1.12 #	2.11 #	1.18 #	<1 #	1.65 #
Vanadium	<0.2 mg/kg	TM181		16.7 #	15.3 #	22.7 #	15.9 #	15.3 #	14 #
Zinc	<1.9 mg/kg	TM181		82.8 M	72.2 M	183 M	74.4 M	74.1 M	79.6 M

CERTIFICATE OF ANALYSIS

SDG:	140604-97	**Location:**	Coed Darcy	**Order Number:**	CD0698
Job:	H_ATKINS_LDC-224	**Customer:**	Atkins Global Ltd	**Report Number:**	274671
Client Reference:	Site Wide Trial Pitting	**Attention:**	Fiona McMillan	**Superseded Report:**	

Results Legend

#	ISO17025 accredited.
M	*m*CERTS accredited.
aq	Aqueous / settled sample.
diss.filt	Dissolved / filtered sample.
tot.unfilt	Total / unfiltered sample.
*	Subcontracted test.
**	% recovery of the surrogate standard to check the efficiency of the method. The results of individual compounds within samples aren't corrected for the recovery
(F)	Trigger breach confirmed
1-5&+§@	Sample deviation (see appendix)

Component	LOD/Units	Method	Customer Sample R	TPE_157	TPE_157	TPE_157	TPE_157	TPE_159	TPE_159
			Depth (m)	0.10	0.25	0.80	2.00	0.20	1.00
			Sample Type	Soil/Solid	Soil/Solid	Soil/Solid	Soil/Solid	Soil/Solid	Soil/Solid
			Date Sampled	03/06/2014	03/06/2014	03/06/2014	03/06/2014	03/06/2014	03/06/2014
			Sample Time	.	.	.	.	.	.
			Date Received	04/06/2014	04/06/2014	04/06/2014	04/06/2014	04/06/2014	04/06/2014
			SDG Ref	140604-97	140604-97	140604-97	140604-97	140604-97	140604-97
			Lab Sample No.(s)	9388850	9388858	9388865	9388875	9388885	9388894
			AGS Reference						
Moisture Content Ratio	%	PM024		12	14	17	12	13	16
pH	1 pH Units	TM133		6.65 M	6.49 M	7.07 M	6.78 M	7.64 M	7.27 M
Arsenic	<0.6 mg/kg	TM181		27.4 M	27.1 M	32.9 M	13.6 M	48.4 M	14.8 M
Cadmium	<0.02 mg/kg	TM181		1.08 M	1.37 M	2.03 M	0.628 M	1.5 M	0.537 M
Chromium	<0.9 mg/kg	TM181		14.9 M	15.4 M	16.4 M	13.3 M	13.9 M	18.8 M
Copper	<1.4 mg/kg	TM181		74.7 M	47 M	58.8 M	18.9 M	102 M	18.6 M
Lead	<0.7 mg/kg	TM181		36.1 M	45.9 M	48.1 M	17.3 M	39.4 M	19.3 M
Mercury	<0.14 mg/kg	TM181		<0.14 M	<0.14 M	<0.14 M	<0.14 M	<0.14 M	<0.14 M
Nickel	<0.2 mg/kg	TM181		23.4 M	25.8 M	21.7 M	22.5 M	18.8 M	18 M
Selenium	<1 mg/kg	TM181		1.75 #	1.37 #	2.36 #	1.47 #	1.88 #	1.78 #
Vanadium	<0.2 mg/kg	TM181		19.7 #	22.6 #	27.4 #	14.4 #	18.5 #	24.2 #
Zinc	<1.9 mg/kg	TM181		120 M	110 M	175 M	80.7 M	155 M	79.9 M

CERTIFICATE OF ANALYSIS

SDG:	140604-97	**Location:**	Coed Darcy	**Order Number:**	CD0698
Job:	H_ATKINS_LDC-224	**Customer:**	Atkins Global Ltd	**Report Number:**	274671
Client Reference:	Site Wide Trial Pitting	**Attention:**	Fiona McMillan	**Superseded Report:**	

Results Legend

#	ISO17025 accredited.
M	*m*CERTS accredited.
aq	Aqueous / settled sample.
diss.filt	Dissolved / filtered sample.
tot.unfilt	Total / unfiltered sample.
*	Subcontracted test.
**	% recovery of the surrogate standard to check the efficiency of the method. The results of individual compounds within samples aren't corrected for the recovery
(F)	Trigger breach confirmed
1-5&+§@	Sample deviation (see appendix)

Component	LOD/Units	Method	Customer Sample R	TPE_159	TPE_5005	TPE_5006	TPE_5006	TPE_5006	TPE_5007
			Depth (m)	2.00	0.50	0.30	1.50	2.50	0.40
			Sample Type	Soil/Solid	Soil/Solid	Soil/Solid	Soil/Solid	Soil/Solid	Soil/Solid
			Date Sampled	03/06/2014	03/06/2014	03/06/2014	03/06/2014	03/06/2014	03/06/2014
			Sample Time	.	.	.	.	.	.
			Date Received	04/06/2014	04/06/2014	04/06/2014	04/06/2014	04/06/2014	04/06/2014
			SDG Ref	140604-97	140604-97	140604-97	140604-97	140604-97	140604-97
			Lab Sample No.(s)	9388903	9388739	9388826	9388923	9389024	9389074
			AGS Reference						
Moisture Content Ratio	%	PM024		7.4	6.9	8.6	6.9	8.8	8.6
pH	1 pH Units	TM133		7 M	6.95 M	7.35 M	6.49 M	6.46 M	7.09 M
Arsenic	<0.6 mg/kg	TM181		11.1 M	12.5 M	14.1 M	12 M	12.7 M	8.93 M
Cadmium	<0.02 mg/kg	TM181		0.721 M	0.594 M	0.837 M	0.527 M	0.539 M	0.729 M
Chromium	<0.9 mg/kg	TM181		13.6 M	12.8 M	13.8 M	11.8 M	13.6 M	13.3 M
Copper	<1.4 mg/kg	TM181		13.4 M	25.8 M	32.8 M	14.4 M	23.5 M	13.5 M
Lead	<0.7 mg/kg	TM181		12.9 M	16.7 M	220 M	13 M	33.7 M	26.2 M
Mercury	<0.14 mg/kg	TM181		<0.14 M	<0.14 M	0.142 M	<0.14 M	<0.14 M	<0.14 M
Nickel	<0.2 mg/kg	TM181		24.3 M	22.8 M	23.3 M	24 M	26.1 M	25.4 M
Selenium	<1 mg/kg	TM181		1.26 #	1.01 #	1.2 #	1.43 #	1.84 #	1.35 #
Vanadium	<0.2 mg/kg	TM181		15.2 #	13.5 #	15.5 #	13 #	14.3 #	14 #
Zinc	<1.9 mg/kg	TM181		73.6 M	75.7 M	103 M	71.2 M	84.5 M	81.5 M

CERTIFICATE OF ANALYSIS

SDG:	140604-97	**Location:**	Coed Darcy	**Order Number:**	CD0698
Job:	H_ATKINS_LDC-224	**Customer:**	Atkins Global Ltd	**Report Number:**	274671
Client Reference:	Site Wide Trial Pitting	**Attention:**	Fiona McMillan	**Superseded Report:**	

Results Legend

#	ISO17025 accredited.
M	*m*CERTS accredited.
aq	Aqueous / settled sample.
diss.filt	Dissolved / filtered sample.
tot.unfilt	Total / unfiltered sample.
*	Subcontracted test.
**	% recovery of the surrogate standard to check the efficiency of the method. The results of individual compounds within samples aren't corrected for the recovery
(F)	Trigger breach confirmed
1-5&+§@	Sample deviation (see appendix)

Component	LOD/Units	Method	Customer Sample R	TPE_5007	TPE_5007	TPE_5007	TPE_5008	TPE_5008	TPE_5008
			Depth (m)	1.50	2.80	3.80	0.50	1.30	2.50
			Sample Type	Soil/Solid	Soil/Solid	Soil/Solid	Soil/Solid	Soil/Solid	Soil/Solid
			Date Sampled	03/06/2014	03/06/2014	03/06/2014	03/06/2014	03/06/2014	03/06/2014
			Sample Time	.	.	.	.	.	.
			Date Received	04/06/2014	04/06/2014	04/06/2014	04/06/2014	04/06/2014	04/06/2014
			SDG Ref	140604-97	140604-97	140604-97	140604-97	140604-97	140604-97
			Lab Sample No.(s)	9389120	9389165	9388496	9388540	9388584	9388630
			AGS Reference						
Moisture Content Ratio	%	PM024		9.4	10	9.6	11	9.6	10
pH	1 pH Units	TM133		6.33 M	6.13 M	5.82 M	7.61 M	6.9 M	5.4 M
Arsenic	<0.6 mg/kg	TM181		10.8 M	9.48 M	9.29 M	35.7 M	10.8 M	9.94 M
Cadmium	<0.02 mg/kg	TM181		0.765 M	0.623 M	0.478 M	2.8 M	0.343 M	0.646 M
Chromium	<0.9 mg/kg	TM181		15.5 M	12.7 M	13.5 M	77.9 M	15.6 M	12.9 M
Copper	<1.4 mg/kg	TM181		26.4 M	17.9 M	18.3 M	65.2 M	17.7 M	22 M
Lead	<0.7 mg/kg	TM181		72.7 M	13.7 M	14.8 M	3670 M	36.4 M	22.6 M
Mercury	<0.14 mg/kg	TM181		<0.14 M	<0.14 M	<0.14 M	0.307 M	<0.14 M	<0.14 M
Nickel	<0.2 mg/kg	TM181		27.3 M	29.9 M	33.1 M	50.6 M	27 M	28.6 M
Selenium	<1 mg/kg	TM181		<1 #	1.02 #	1.06 #	1.33 #	1.55 #	<1 #
Vanadium	<0.2 mg/kg	TM181		15.3 #	15.1 #	14.7 #	22.7 #	15.4 #	16.1 #
Zinc	<1.9 mg/kg	TM181		101 M	80.1 M	81.9 M	591 M	84.5 M	92.9 M

CERTIFICATE OF ANALYSIS

SDG:	140604-97	**Location:**	Coed Darcy	**Order Number:**	CD0698
Job:	H_ATKINS_LDC-224	**Customer:**	Atkins Global Ltd	**Report Number:**	274671
Client Reference:	Site Wide Trial Pitting	**Attention:**	Fiona McMillan	**Superseded Report:**	

Results Legend

#	ISO17025 accredited.
M	*m*CERTS accredited.
aq	Aqueous / settled sample.
diss.filt	Dissolved / filtered sample.
tot.unfilt	Total / unfiltered sample.
*	Subcontracted test.
**	% recovery of the surrogate standard to check the efficiency of the method. The results of individual compounds within samples aren't corrected for the recovery
(F)	Trigger breach confirmed
1-5&+§@	Sample deviation (see appendix)

Component	LOD/Units	Method	Customer Sample R	TPE_5008	TPE_5008	TPE_5009	TPE_5009	TPE_5010	TPE_5010
			Depth (m)	3.50	4.50	0.50	1.50	0.50	1.50
			Sample Type	Soil/Solid	Soil/Solid	Soil/Solid	Soil/Solid	Soil/Solid	Soil/Solid
			Date Sampled	03/06/2014	03/06/2014	03/06/2014	03/06/2014	03/06/2014	03/06/2014
			Sample Time	.	.	.	.	.	.
			Date Received	04/06/2014	04/06/2014	04/06/2014	04/06/2014	04/06/2014	04/06/2014
			SDG Ref	140604-97	140604-97	140604-97	140604-97	140604-97	140604-97
			Lab Sample No.(s)	9388635	9388641	9388645	9388649	9388654	9388662
			AGS Reference						
Moisture Content Ratio	%	PM024		10	14	6.6	8.6	8.3	8.8
Soil Organic Matter (SOM)	<0.35 %	TM132				0.929 #			
pH	1 pH Units	TM133		5.29 M	5.36 M	6.62 M	5.6 M	7.06 M	7.33 M
Arsenic	<0.6 mg/kg	TM181		8.19 M	7.89 M	9.55 M	9.18 M	9.92 M	11.8 M
Cadmium	<0.02 mg/kg	TM181		0.563 M	0.511 M	0.576 M	0.668 M	0.762 M	0.657 M
Chromium	<0.9 mg/kg	TM181		12.2 M	12 M	10.2 M	12.3 M	14.2 M	15 M
Copper	<1.4 mg/kg	TM181		17.8 M	16.7 M	14.6 M	14.1 M	17.3 M	21 M
Lead	<0.7 mg/kg	TM181		14.2 M	21 M	298 M	21.4 M	49.3 M	65 M
Mercury	<0.14 mg/kg	TM181		<0.14 M	<0.14 M	<0.14 M	<0.14 M	<0.14 M	<0.14 M
Nickel	<0.2 mg/kg	TM181		30.7 M	25.8 M	19.9 M	22.8 M	25.4 M	28.2 M
Selenium	<1 mg/kg	TM181		<1 #	<1 #	<1 #	<1 #	<1 #	1.22 #
Vanadium	<0.2 mg/kg	TM181		12.9 #	12.9 #	9.95 #	13.2 #	12.9 #	15.1 #
Zinc	<1.9 mg/kg	TM181		75.2 M	69.4 M	72.3 M	72.7 M	96.1 M	101 M

CERTIFICATE OF ANALYSIS

SDG:	140604-97	**Location:**	Coed Darcy	**Order Number:**	CD0698
Job:	H_ATKINS_LDC-224	**Customer:**	Atkins Global Ltd	**Report Number:**	274671
Client Reference:	Site Wide Trial Pitting	**Attention:**	Fiona McMillan	**Superseded Report:**	

Results Legend

#	ISO17025 accredited.
M	*m*CERTS accredited.
aq	Aqueous / settled sample.
diss.filt	Dissolved / filtered sample.
tot.unfilt	Total / unfiltered sample.
*	Subcontracted test.
**	% recovery of the surrogate standard to check the efficiency of the method. The results of individual compounds within samples aren't corrected for the recovery
(F)	Trigger breach confirmed
1-5&+§@	Sample deviation (see appendix)

Component	LOD/Units	Method	Customer Sample R	TPE_5010	TPE_5010	TPE_5011	TPE_5011	TPE_5012	TPE_5012
			Depth (m)	2.50	3.50	0.50	1.50	0.60	1.60
			Sample Type	Soil/Solid	Soil/Solid	Soil/Solid	Soil/Solid	Soil/Solid	Soil/Solid
			Date Sampled	03/06/2014	03/06/2014	03/06/2014	03/06/2014	03/06/2014	03/06/2014
			Sample Time	.	.	.	.	.	.
			Date Received	04/06/2014	04/06/2014	04/06/2014	04/06/2014	04/06/2014	04/06/2014
			SDG Ref	140604-97	140604-97	140604-97	140604-97	140604-97	140604-97
			Lab Sample No.(s)	9388674	9388679	9388686	9388694	9389191	9389195
			AGS Reference						
Moisture Content Ratio	%	PM024		11	7.8	9.8	8.2	11	7.7
Soil Organic Matter (SOM)	<0.35 %	TM132						3.41 #	
pH	1 pH Units	TM133		7.08 M	6.9 M	7.61 M	5.7 M	7.9 M	7.03 M
Arsenic	<0.6 mg/kg	TM181		14.5 M	8.9 M	11.8 M	10.1 M	31.8 M	10.7 M
Cadmium	<0.02 mg/kg	TM181		0.552 M	0.581 M	0.89 M	0.601 M	1.43 M	0.733 M
Chromium	<0.9 mg/kg	TM181		14.6 M	13.5 M	13.9 M	16.4 M	24.1 M	12.7 M
Copper	<1.4 mg/kg	TM181		18.5 M	14.5 M	22.4 M	20.8 M	66.1 M	16.8 M
Lead	<0.7 mg/kg	TM181		56.2 M	18.5 M	287 M	28 M	411 M	15.3 M
Mercury	<0.14 mg/kg	TM181		<0.14 M	<0.14 M	0.163 M	<0.14 M	<0.14 M	<0.14 M
Nickel	<0.2 mg/kg	TM181		30.2 M	25.7 M	23 M	25.5 M	28.5 M	23 M
Selenium	<1 mg/kg	TM181		1.05 #	1.46 #	<1 #	1.31 #	1.51 #	1.19 #
Vanadium	<0.2 mg/kg	TM181		15.2 #	14.4 #	12.6 #	14.6 #	20.7 #	14.2 #
Zinc	<1.9 mg/kg	TM181		97.2 M	74.5 M	151 M	73 M	190 M	72.8 M

CERTIFICATE OF ANALYSIS

SDG:	140604-97	**Location:**	Coed Darcy	**Order Number:**	CD0698
Job:	H_ATKINS_LDC-224	**Customer:**	Atkins Global Ltd	**Report Number:**	274671
Client Reference:	Site Wide Trial Pitting	**Attention:**	Fiona McMillan	**Superseded Report:**	

Results Legend

#	ISO17025 accredited.
M	*m*CERTS accredited.
aq	Aqueous / settled sample.
diss.filt	Dissolved / filtered sample.
tot.unfilt	Total / unfiltered sample.
*	Subcontracted test.
**	% recovery of the surrogate standard to check the efficiency of the method. The results of individual compounds within samples aren't corrected for the recovery
(F)	Trigger breach confirmed
1-5&+§@	Sample deviation (see appendix)

Component	LOD/Units	Method	Customer Sample R	TPE_5013	TPE_5013	TPE_5013	TPE_5013	TPE_5013	TPE_5014
			Depth (m)	0.20	1.30	2.30	3.50	4.50	0.30
			Sample Type	Soil/Solid	Soil/Solid	Soil/Solid	Soil/Solid	Soil/Solid	Soil/Solid
			Date Sampled	03/06/2014	03/06/2014	03/06/2014	03/06/2014	03/06/2014	03/06/2014
			Sample Time	.	.	.	.	.	.
			Date Received	04/06/2014	04/06/2014	04/06/2014	04/06/2014	04/06/2014	04/06/2014
			SDG Ref	140604-97	140604-97	140604-97	140604-97	140604-97	140604-97
			Lab Sample No.(s)	9389199	9389203	9389207	9388500	9388504	9388508
			AGS Reference						
Moisture Content Ratio	%	PM024		15	7.5	11	11	11	11
pH	1 pH Units	TM133		6.01 M	6.77 M	6.28 M	6.28 M	6.15 M	7.28 M
Arsenic	<0.6 mg/kg	TM181		24.5 M	9.91 M	9.83 M	9.86 M	18.9 M	15.5 M
Cadmium	<0.02 mg/kg	TM181		1.54 M	0.611 M	0.574 M	0.506 M	0.839 M	0.714 M
Chromium	<0.9 mg/kg	TM181		17.7 M	12.8 M	12.4 M	12.6 M	12.3 M	14.8 M
Copper	<1.4 mg/kg	TM181		189 M	14.5 M	14.5 M	18.7 M	12.9 M	45 M
Lead	<0.7 mg/kg	TM181		94.4 M	15.2 M	14.1 M	14.3 M	12.5 M	35.7 M
Mercury	<0.14 mg/kg	TM181		1.9 M	<0.14 M	<0.14 M	<0.14 M	<0.14 M	<0.14 M
Nickel	<0.2 mg/kg	TM181		29 M	23.3 M	22.5 M	25.6 M	24 M	23.2 M
Selenium	<1 mg/kg	TM181		2.11 #	1.4 #	1.1 #	1.07 #	1.27 #	1.77 #
Vanadium	<0.2 mg/kg	TM181		32.9 #	13.5 #	12.5 #	14 #	17.3 #	19.4 #
Zinc	<1.9 mg/kg	TM181		315 M	66.5 M	72 M	73.4 M	67.9 M	114 M

CERTIFICATE OF ANALYSIS

SDG:	140604-97	**Location:**	Coed Darcy	**Order Number:**	CD0698
Job:	H_ATKINS_LDC-224	**Customer:**	Atkins Global Ltd	**Report Number:**	274671
Client Reference:	Site Wide Trial Pitting	**Attention:**	Fiona McMillan	**Superseded Report:**	

Results Legend

#	ISO17025 accredited.
M	*m*CERTS accredited.
aq	Aqueous / settled sample.
diss.filt	Dissolved / filtered sample.
tot.unfilt	Total / unfiltered sample.
*	Subcontracted test.
**	% recovery of the surrogate standard to check the efficiency of the method. The results of individual compounds within samples aren't corrected for the recovery
(F)	Trigger breach confirmed
1-5&+§@	Sample deviation (see appendix)

Component	LOD/Units	Method	Customer Sample R	TPE_5014	TPE_5014	TPE_5014	TPE_5015	TPE_5015	TPE_5015
			Depth (m)	1.50	2.70	4.00	0.30	1.30	2.60
			Sample Type	Soil/Solid	Soil/Solid	Soil/Solid	Soil/Solid	Soil/Solid	Soil/Solid
			Date Sampled	03/06/2014	03/06/2014	03/06/2014	03/06/2014	03/06/2014	03/06/2014
			Sample Time	.	.	.	.	.	.
			Date Received	04/06/2014	04/06/2014	04/06/2014	04/06/2014	04/06/2014	04/06/2014
			SDG Ref	140604-97	140604-97	140604-97	140604-97	140604-97	140604-97
			Lab Sample No.(s)	9388512	9388516	9388520	9388524	9388528	9388532
			AGS Reference						
Moisture Content Ratio	%	PM024		8	13	11	11	13	14
pH	1 pH Units	TM133		6.76 M	6.15 M	6.02 M	7.81 M	5.75 M	6.54 M
Arsenic	<0.6 mg/kg	TM181		11 M	11.3 M	6.3 M	14.2 M	9.4 M	10.1 M
Cadmium	<0.02 mg/kg	TM181		0.694 M	0.685 M	0.392 M	0.805 M	0.607 M	0.569 M
Chromium	<0.9 mg/kg	TM181		13.7 M	14.5 M	13 M	20.1 M	11.5 M	15 M
Copper	<1.4 mg/kg	TM181		16.3 M	19.1 M	15.5 M	22.4 M	17.6 M	22 M
Lead	<0.7 mg/kg	TM181		14.9 M	14.9 M	12.8 M	154 M	18.6 M	18 M
Mercury	<0.14 mg/kg	TM181		<0.14 M	<0.14 M	<0.14 M	<0.14 M	<0.14 M	<0.14 M
Nickel	<0.2 mg/kg	TM181		26.4 M	29.9 M	22.5 M	22.6 M	23.3 M	30.6 M
Selenium	<1 mg/kg	TM181		<1	<1 #	<1 #	1.42 #	<1 #	<1 #
Vanadium	<0.2 mg/kg	TM181		15.9	16 #	14.4 #	17.2 #	12.7 #	16.8 #
Zinc	<1.9 mg/kg	TM181		72.6 M	78.9 M	63 M	138 M	74.7 M	114 M

CERTIFICATE OF ANALYSIS

SDG:	140604-97	**Location:**	Coed Darcy	**Order Number:**	CD0698
Job:	H_ATKINS_LDC-224	**Customer:**	Atkins Global Ltd	**Report Number:**	274671
Client Reference:	Site Wide Trial Pitting	**Attention:**	Fiona McMillan	**Superseded Report:**	

Results Legend

#	ISO17025 accredited.
M	*m*CERTS accredited.
aq	Aqueous / settled sample.
diss.filt	Dissolved / filtered sample.
tot.unfilt	Total / unfiltered sample.
*	Subcontracted test.
**	% recovery of the surrogate standard to check the efficiency of the method. The results of individual compounds within samples aren't corrected for the recovery
(F)	Trigger breach confirmed
1-5&+§@	Sample deviation (see appendix)

Component	LOD/Units	Method	Customer Sample R	TPE_5015	TPE_5016	TPE_5016	TPE_5016	TPE_5016	TPE_5017
			Depth (m)	3.80	0.20	1.20	3.50	3.80	0.30
			Sample Type	Soil/Solid	Soil/Solid	Soil/Solid	Soil/Solid	Soil/Solid	Soil/Solid
			Date Sampled	03/06/2014	03/06/2014	03/06/2014	03/06/2014	03/06/2014	03/06/2014
			Sample Time	.	.	.	.	.	.
			Date Received	04/06/2014	04/06/2014	04/06/2014	04/06/2014	04/06/2014	04/06/2014
			SDG Ref	140604-97	140604-97	140604-97	140604-97	140604-97	140604-97
			Lab Sample No.(s)	9388536	9388544	9388548	9388552	9388556	9388560
			AGS Reference						
Moisture Content Ratio	%	PM024		12	11	9.8	13	12	13
pH	1 pH Units	TM133		6.26 M	5.91 M	6.31 M	7.15 M	6.29 M	7.09 M
Arsenic	<0.6 mg/kg	TM181		9.81 M	23.9 M	10.8 M	12.3 M	5.77 M	22.7 M
Cadmium	<0.02 mg/kg	TM181		0.742 M	1.09 M	0.787 M	0.856 M	0.497 M	1.25 M
Chromium	<0.9 mg/kg	TM181		15.2 M	15.9 M	13.8 M	18.1 M	11.5 M	16.8 M
Copper	<1.4 mg/kg	TM181		19.8 M	76.9 M	19.9 M	25 M	17.4 M	43.3 M
Lead	<0.7 mg/kg	TM181		18.1 M	52.7 M	18.2 M	145 M	15.8 M	58.3 M
Mercury	<0.14 mg/kg	TM181		<0.14 M	0.529 M	<0.14 M	<0.14 M	<0.14 M	<0.14 M
Nickel	<0.2 mg/kg	TM181		32.3 M	21.7 M	25.4 M	29 M	25.6 M	20.2 M
Selenium	<1 mg/kg	TM181		1.42 #	<1 #	<1 #	<1 #	<1 #	1.8 #
Vanadium	<0.2 mg/kg	TM181		15.8 #	21.8 #	15.5 #	16 #	12.4 #	20.9 #
Zinc	<1.9 mg/kg	TM181		87.2 M	136 M	77.5 M	112 M	63.8 M	115 M

CERTIFICATE OF ANALYSIS

SDG:	140604-97	**Location:**	Coed Darcy	**Order Number:**	CD0698
Job:	H_ATKINS_LDC-224	**Customer:**	Atkins Global Ltd	**Report Number:**	274671
Client Reference:	Site Wide Trial Pitting	**Attention:**	Fiona McMillan	**Superseded Report:**	

Results Legend

#	ISO17025 accredited.
M	*m*CERTS accredited.
aq	Aqueous / settled sample.
diss.filt	Dissolved / filtered sample.
tot.unfilt	Total / unfiltered sample.
*	Subcontracted test.
**	% recovery of the surrogate standard to check the efficiency of the method. The results of individual compounds within samples aren't corrected for the recovery
(F)	Trigger breach confirmed
1-5&+§@	Sample deviation (see appendix)

Component	LOD/Units	Method	Customer Sample R	TPE_5017	TPE_5017	TPE_5017	TPE_5018	TPE_5018	TPE_5018
			Depth (m)	1.30	2.80	3.90	0.30	1.50	2.50
			Sample Type	Soil/Solid	Soil/Solid	Soil/Solid	Soil/Solid	Soil/Solid	Soil/Solid
			Date Sampled	03/06/2014	03/06/2014	03/06/2014	03/06/2014	03/06/2014	03/06/2014
			Sample Time	.	.	.	.	.	.
			Date Received	04/06/2014	04/06/2014	04/06/2014	04/06/2014	04/06/2014	04/06/2014
			SDG Ref	140604-97	140604-97	140604-97	140604-97	140604-97	140604-97
			Lab Sample No.(s)	9388564	9388568	9388572	9388576	9388580	9388588
			AGS Reference						
Moisture Content Ratio	%	PM024		17	11	14	17	19	11
pH	1 pH Units	TM133		6.57 M	6.25 M	6.39 M	6.96 M	6.6 M	6.09 M
Arsenic	<0.6 mg/kg	TM181		21.3 M	10.9 M	8.8 M	34.6 M	8.74 M	11.8 M
Cadmium	<0.02 mg/kg	TM181		1.21 M	0.653 M	0.525 M	1.19 M	0.483 M	0.874 M
Chromium	<0.9 mg/kg	TM181		17.8 M	15.3 M	11.9 M	15.2 M	16.5 M	15.5 M
Copper	<1.4 mg/kg	TM181		77.3 M	22.2 M	13.8 M	86.1 M	9.77 M	21.9 M
Lead	<0.7 mg/kg	TM181		41.8 M	15.6 M	12.8 M	45.8 M	15.4 M	16.5 M
Mercury	<0.14 mg/kg	TM181		0.595 M	<0.14 M	<0.14 M	0.155 M	<0.14 M	<0.14 M
Nickel	<0.2 mg/kg	TM181		20.8 M	30 M	25.2 M	16.4 M	11.8 M	29.7 M
Selenium	<1 mg/kg	TM181		1.68 #	<1 #	1.05 #	1.56 #	1.11 #	<1 #
Vanadium	<0.2 mg/kg	TM181		25.9 #	17 #	13.5 #	20.8 #	21.8 #	17.9 #
Zinc	<1.9 mg/kg	TM181		144 M	81.7 M	59.1 M	125 M	55.9 M	80.6 M

CERTIFICATE OF ANALYSIS

SDG:	140604-97	**Location:**	Coed Darcy	**Order Number:**	CD0698
Job:	H_ATKINS_LDC-224	**Customer:**	Atkins Global Ltd	**Report Number:**	274671
Client Reference:	Site Wide Trial Pitting	**Attention:**	Fiona McMillan	**Superseded Report:**	

Results Legend

#	ISO17025 accredited.
M	*m*CERTS accredited.
aq	Aqueous / settled sample.
diss.filt	Dissolved / filtered sample.
tot.unfilt	Total / unfiltered sample.
*	Subcontracted test.
**	% recovery of the surrogate standard to check the efficiency of the method. The results of individual compounds within samples aren't corrected for the recovery
(F)	Trigger breach confirmed
1-5&+§@	Sample deviation (see appendix)

Component	LOD/Units	Method	Customer Sample R	TPE_5018	TPE_5019	TPE_5019	TPE_5021	TPE_5021	TPE_5021
			Depth (m)	3.80	0.50	1.50	0.10	1.00	2.00
			Sample Type	Soil/Solid	Soil/Solid	Soil/Solid	Soil/Solid	Soil/Solid	Soil/Solid
			Date Sampled	03/06/2014	03/06/2014	03/06/2014	03/06/2014	03/06/2014	03/06/2014
			Sample Time	.	.	.	.	.	.
			Date Received	04/06/2014	04/06/2014	04/06/2014	04/06/2014	04/06/2014	04/06/2014
			SDG Ref	140604-97	140604-97	140604-97	140604-97	140604-97	140604-97
			Lab Sample No.(s)	9388592	9388701	9388706	9388914	9388931	9388941
			AGS Reference						
Moisture Content Ratio	%	PM024		12	14	14	14	9.5	7.1
pH	1 pH Units	TM133		6.24 M	7.06 M	6.17 M	6.72 M	6.92 M	6.84 M
Arsenic	<0.6 mg/kg	TM181		12.6 M	9.01 M	10 M	27.7 M	17.6 M	13.2 M
Cadmium	<0.02 mg/kg	TM181		0.87 M	0.812 M	0.617 M	1.48 M	0.631 M	0.817 M
Chromium	<0.9 mg/kg	TM181		14.6 M	16.4 M	12.2 M	23.3 M	16.5 M	13.4 M
Copper	<1.4 mg/kg	TM181		26.8 M	21.5 M	14.4 M	73.8 M	36.1 M	17.3 M
Lead	<0.7 mg/kg	TM181		21.3 M	13.8 M	17.9 M	178 M	56.7 M	16.2 M
Mercury	<0.14 mg/kg	TM181		<0.14 M	<0.14 M	<0.14 M	0.241 M	<0.14 M	<0.14 M
Nickel	<0.2 mg/kg	TM181		27.5 M	22.4 M	18.7 M	27.3 M	27.6 M	25.8 M
Selenium	<1 mg/kg	TM181		1.08 #	1.49 #	1.12 #	1.58 #	1.09 #	1.83 #
Vanadium	<0.2 mg/kg	TM181		17.2 #	19.6 #	14.3 #	22 #	18.4 #	15.8 #
Zinc	<1.9 mg/kg	TM181		87.8 M	92.9 M	51.3 M	235 M	143 M	74.9 M

CERTIFICATE OF ANALYSIS

SDG:	140604-97	**Location:**	Coed Darcy	**Order Number:**	CD0698
Job:	H_ATKINS_LDC-224	**Customer:**	Atkins Global Ltd	**Report Number:**	274671
Client Reference:	Site Wide Trial Pitting	**Attention:**	Fiona McMillan	**Superseded Report:**	

Results Legend	
#	ISO17025 accredited.
M	*m*CERTS accredited.
aq	Aqueous / settled sample.
diss.filt	Dissolved / filtered sample.
tot.unfilt	Total / unfiltered sample.
*	Subcontracted test.
**	% recovery of the surrogate standard to check the efficiency of the method. The results of individual compounds within samples aren't corrected for the recovery
(F)	Trigger breach confirmed
1-5&+§@	Sample deviation (see appendix)

Component	LOD/Units	Method	Customer Sample R	TPE_5022	TPE_5022	TPE_5022	TPE_5023	TPE_5023	TPE_5023
			Depth (m)	0.20	1.50	2.50	0.30	1.00	2.00
			Sample Type	Soil/Solid	Soil/Solid	Soil/Solid	Soil/Solid	Soil/Solid	Soil/Solid
			Date Sampled	03/06/2014	03/06/2014	03/06/2014	03/06/2014	03/06/2014	03/06/2014
			Sample Time	.	.	.	.	.	.
			Date Received	04/06/2014	04/06/2014	04/06/2014	04/06/2014	04/06/2014	04/06/2014
			SDG Ref	140604-97	140604-97	140604-97	140604-97	140604-97	140604-97
			Lab Sample No.(s)	9388953	9388968	9388979	9388986	9388994	9389003
			AGS Reference						
Moisture Content Ratio	%	PM024		25	9.9	8.4	23	17	12
Soil Organic Matter (SOM)	<0.35 %	TM132					16.3 #		
pH	1 pH Units	TM133		6.59 M	7.01 M	6.56 M	6.97 M	6.91 M	7.43 M
Arsenic	<0.6 mg/kg	TM181		26.7 M	18.4 M	20.6 M	25.2 M	17.6 M	18.7 M
Cadmium	<0.02 mg/kg	TM181		1.67 M	1.02 M	0.487 M	1.57 M	1.62 M	1.13 M
Chromium	<0.9 mg/kg	TM181		18.4 M	18.1 M	13.7 M	20.2 M	16.1 M	24.3 M
Copper	<1.4 mg/kg	TM181		209 M	92.6 M	18.7 M	182 M	83.3 M	41.6 M
Lead	<0.7 mg/kg	TM181		114 M	51.3 M	14.9 M	107 M	68.2 M	287 M
Mercury	<0.14 mg/kg	TM181		2.63 M	0.87 M	<0.14 M	2.49 M	0.827 M	<0.14 M
Nickel	<0.2 mg/kg	TM181		29.7 M	26 M	24.1 M	28.9 M	28.6 M	29.5 M
Selenium	<1 mg/kg	TM181		1.61 #	1.48 #	1.38 #	2.05 #	<10 #	1.79 #
Vanadium	<0.2 mg/kg	TM181		34.9 #	28.1 #	15.9 #	37.7 #	25.3 #	17.4 #
Zinc	<1.9 mg/kg	TM181		383 M	191 M	70.9 M	310 M	185 M	328 M

CERTIFICATE OF ANALYSIS

SDG:	140604-97	**Location:**	Coed Darcy	**Order Number:**	CD0698
Job:	H_ATKINS_LDC-224	**Customer:**	Atkins Global Ltd	**Report Number:**	274671
Client Reference:	Site Wide Trial Pitting	**Attention:**	Fiona McMillan	**Superseded Report:**	

Results Legend

#	ISO17025 accredited.
M	*m*CERTS accredited.
aq	Aqueous / settled sample.
diss.filt	Dissolved / filtered sample.
tot.unfilt	Total / unfiltered sample.
*	Subcontracted test.
**	% recovery of the surrogate standard to check the efficiency of the method. The results of individual compounds within samples aren't corrected for the recovery
(F)	Trigger breach confirmed
1-5&+§@	Sample deviation (see appendix)

Component	LOD/Units	Method	Customer Sample R	TPE_5023	TPE_5024	TPE_5024	TPE_5024	TPE_5024	TPE_5025
			Depth (m)	3.00	0.10	1.20	2.20	3.20	0.20
			Sample Type	Soil/Solid	Soil/Solid	Soil/Solid	Soil/Solid	Soil/Solid	Soil/Solid
			Date Sampled	03/06/2014	03/06/2014	03/06/2014	03/06/2014	03/06/2014	03/06/2014
			Sample Time	.	.	.	.	.	.
			Date Received	04/06/2014	04/06/2014	04/06/2014	04/06/2014	04/06/2014	04/06/2014
			SDG Ref	140604-97	140604-97	140604-97	140604-97	140604-97	140604-97
			Lab Sample No.(s)	9389011	9389016	9389028	9389033	9389038	9389043
			AGS Reference						
Moisture Content Ratio	%	PM024		10	22	17	10	10	18
pH	1 pH Units	TM133		6.46 M	7.02 M	6.39 M	5.85 M	5.94 M	6.05 M
Arsenic	<0.6 mg/kg	TM181		20.3 M	31 M	28.7 M	12.1 M	11 M	26.6 M
Cadmium	<0.02 mg/kg	TM181		1.04 M	1.98 M	1.2 M	0.505 M	25.1 M	1.26 M
Chromium	<0.9 mg/kg	TM181		14.6 M	21.1 M	18.2 M	14.7 M	12.7 M	16.4 M
Copper	<1.4 mg/kg	TM181		19.1 M	240 M	86.2 M	20.1 M	20.5 M	93 M
Lead	<0.7 mg/kg	TM181		49.5 M	178 M	60.9 M	15.4 M	16.2 M	51.2 M
Mercury	<0.14 mg/kg	TM181		<0.14 M	2.98 M	0.514 M	<0.14 M	<0.14 M	0.712 M
Nickel	<0.2 mg/kg	TM181		28 M	33.3 M	24.6 M	26.2 M	30 M	23 M
Selenium	<1 mg/kg	TM181		<10 #	2.06 #	1.79 #	1.22 #	13.2 #	1.75 #
Vanadium	<0.2 mg/kg	TM181		17.7 #	40.3 #	24.7 #	17.5 #	15.8 #	24.3 #
Zinc	<1.9 mg/kg	TM181		103 M	394 M	167 M	72.5 M	81 M	165 M

CERTIFICATE OF ANALYSIS

SDG:	140604-97	**Location:**	Coed Darcy	**Order Number:**	CD0698
Job:	H_ATKINS_LDC-224	**Customer:**	Atkins Global Ltd	**Report Number:**	274671
Client Reference:	Site Wide Trial Pitting	**Attention:**	Fiona McMillan	**Superseded Report:**	

Results Legend

#	ISO17025 accredited.
M	*m*CERTS accredited.
aq	Aqueous / settled sample.
diss.filt	Dissolved / filtered sample.
tot.unfilt	Total / unfiltered sample.
*	Subcontracted test.
**	% recovery of the surrogate standard to check the efficiency of the method. The results of individual compounds within samples aren't corrected for the recovery
(F)	Trigger breach confirmed
1-5&+§@	Sample deviation (see appendix)

Component	LOD/Units	Method	Customer Sample R	TPE_5025	TPE_5025	TPE_5025	TPE_5026	TPE_5026	TPE_5026
			Depth (m)	1.20	2.20	3.20	0.10	1.50	2.50
			Sample Type	Soil/Solid	Soil/Solid	Soil/Solid	Soil/Solid	Soil/Solid	Soil/Solid
			Date Sampled	03/06/2014	03/06/2014	03/06/2014	03/06/2014	03/06/2014	03/06/2014
			Sample Time	.	.	.	.	.	.
			Date Received	04/06/2014	04/06/2014	04/06/2014	04/06/2014	04/06/2014	04/06/2014
			SDG Ref	140604-97	140604-97	140604-97	140604-97	140604-97	140604-97
			Lab Sample No.(s)	9389048	9389053	9389057	9389061	9389065	9389070
			AGS Reference						
Moisture Content Ratio	%	PM024		16	13	12	14	19	17
pH	1 pH Units	TM133		6.76 M	7.21 M	6.3 M	6.18 M	6.35 M	5.95 M
Arsenic	<0.6 mg/kg	TM181		30.1 M	11.9 M	10.5 M	23.1 M	67.6 M	16.7 M
Cadmium	<0.02 mg/kg	TM181		1.65 M	0.519 M	0.667 M	1.12 M	1.62 M	0.922 M
Chromium	<0.9 mg/kg	TM181		22.9 M	16.6 M	13.8 M	16.9 M	18.9 M	17.5 M
Copper	<1.4 mg/kg	TM181		112 M	26.5 M	19.2 M	65.2 M	162 M	35.5 M
Lead	<0.7 mg/kg	TM181		194 M	28.4 M	16.3 M	50.3 M	107 M	23 M
Mercury	<0.14 mg/kg	TM181		0.865 M	<0.14 M	<0.14 M	<0.14 M	<0.14 M	<0.14 M
Nickel	<0.2 mg/kg	TM181		26.4 M	23.7 M	23.5 M	24.4 M	17.1 M	17.4 M
Selenium	<1 mg/kg	TM181		1.24 #	1.51 #	1.44	1.93 #	1.6 #	1.08 #
Vanadium	<0.2 mg/kg	TM181		26 #	18.7 #	15.7	23 #	24.1 #	20.9 #
Zinc	<1.9 mg/kg	TM181		287 M	136 M	75 M	138 M	194 M	81 M

CERTIFICATE OF ANALYSIS

SDG:	140604-97	**Location:**	Coed Darcy	**Order Number:**	CD0698
Job:	H_ATKINS_LDC-224	**Customer:**	Atkins Global Ltd	**Report Number:**	274671
Client Reference:	Site Wide Trial Pitting	**Attention:**	Fiona McMillan	**Superseded Report:**	

Results Legend

#	ISO17025 accredited.
M	*m*CERTS accredited.
aq	Aqueous / settled sample.
diss.filt	Dissolved / filtered sample.
tot.unfilt	Total / unfiltered sample.
*	Subcontracted test.
**	% recovery of the surrogate standard to check the efficiency of the method. The results of individual compounds within samples aren't corrected for the recovery
(F)	Trigger breach confirmed
1-5&+§@	Sample deviation (see appendix)

Component	LOD/Units	Method	Customer Sample R	TPE_5026	TPE_5027	TPE_5027	TPE_5027	TPE_5027	TPE_5028
			Depth (m)	3.50	0.10	1.50	2.50	4.00	0.50
			Sample Type	Soil/Solid	Soil/Solid	Soil/Solid	Soil/Solid	Soil/Solid	Soil/Solid
			Date Sampled	03/06/2014	03/06/2014	03/06/2014	03/06/2014	03/06/2014	03/06/2014
			Sample Time	.	.	.	.	.	.
			Date Received	04/06/2014	04/06/2014	04/06/2014	04/06/2014	04/06/2014	04/06/2014
			SDG Ref	140604-97	140604-97	140604-97	140604-97	140604-97	140604-97
			Lab Sample No.(s)	9389078	9389083	9389087	9389091	9389095	9388714
			AGS Reference						
Moisture Content Ratio	%	PM024		9.5	14	16	6.7	11	15
pH	1 pH Units	TM133		5.98 M	6.14 M	7.11 M	6.36 M	6 M	7.82 M
Arsenic	<0.6 mg/kg	TM181		9.85 M	24.5 M	28.1 M	9.19 M	10.8 M	25.5 M
Cadmium	<0.02 mg/kg	TM181		0.555 M	1.23 M	1.59 M	0.505 M	0.679 M	1.92 M
Chromium	<0.9 mg/kg	TM181		14.5 M	17.8 M	30.2 M	13.1 M	14.9 M	45.1 M
Copper	<1.4 mg/kg	TM181		17 M	61.7 M	57.4 M	18.1 M	18.8 M	59.2 M
Lead	<0.7 mg/kg	TM181		15 M	44.2 M	130 M	15.4 M	15.9 M	2040 M
Mercury	<0.14 mg/kg	TM181		<0.14 M	<0.14 M	<0.14 M	<0.14 M	<0.14 M	0.53 M
Nickel	<0.2 mg/kg	TM181		30.3 M	22.8 M	24.3 M	23 M	28.3 M	45.8 M
Selenium	<1 mg/kg	TM181		1.87	2.18 #	1.99 #	<1	<1	<1
Vanadium	<0.2 mg/kg	TM181		15.4	22.9 #	23.1 #	15.1	18.4	23.4
Zinc	<1.9 mg/kg	TM181		82.7 M	123 M	202 M	65.6 M	85.7 M	443 M

CERTIFICATE OF ANALYSIS

SDG:	140604-97	**Location:**	Coed Darcy	**Order Number:**	CD0698
Job:	H_ATKINS_LDC-224	**Customer:**	Atkins Global Ltd	**Report Number:**	274671
Client Reference:	Site Wide Trial Pitting	**Attention:**	Fiona McMillan	**Superseded Report:**	

Results Legend

#	ISO17025 accredited.
M	*m*CERTS accredited.
aq	Aqueous / settled sample.
diss.filt	Dissolved / filtered sample.
tot.unfilt	Total / unfiltered sample.
*	Subcontracted test.
**	% recovery of the surrogate standard to check the efficiency of the method. The results of individual compounds within samples aren't corrected for the recovery
(F)	Trigger breach confirmed
1-5&+§@	Sample deviation (see appendix)

Component	LOD/Units	Method	Customer Sample R	TPE_5028	TPE_5028	TPE_5029	TPE_5029	TPE_5029	TPE_5029
			Depth (m)	1.50	2.50	0.50	1.50	2.50	3.50
			Sample Type	Soil/Solid	Soil/Solid	Soil/Solid	Soil/Solid	Soil/Solid	Soil/Solid
			Date Sampled	03/06/2014	03/06/2014	03/06/2014	03/06/2014	03/06/2014	03/06/2014
			Sample Time	.	.	.	.	.	.
			Date Received	04/06/2014	04/06/2014	04/06/2014	04/06/2014	04/06/2014	04/06/2014
			SDG Ref	140604-97	140604-97	140604-97	140604-97	140604-97	140604-97
			Lab Sample No.(s)	9388719	9388724	9388732	9388746	9388754	9388760
			AGS Reference						
Moisture Content Ratio	%	PM024		12	11	11	12	9	9.7
pH	1 pH Units	TM133		6.7 M	6.31 M	7.54 M	5.82 M	6.24 M	5.86 M
Arsenic	<0.6 mg/kg	TM181		9.59 M	9.03 M	20.4 M	13.6 M	8.22 M	8.06 M
Cadmium	<0.02 mg/kg	TM181		0.606 M	0.549 M	1.77 M	0.434 M	0.514 M	0.896 M
Chromium	<0.9 mg/kg	TM181		12.4 M	15.2 M	29.8 M	20.2 M	11.4 M	18.8 M
Copper	<1.4 mg/kg	TM181		16.9 M	21.8 M	39.1 M	24.5 M	15.2 M	28.3 M
Lead	<0.7 mg/kg	TM181		22.5 M	19.9 M	1310 M	14.6 M	12.5 M	17.5 M
Mercury	<0.14 mg/kg	TM181		<0.14 M	<0.14 M	0.148 M	<0.14 M	<0.14 M	<0.14 M
Nickel	<0.2 mg/kg	TM181		25.1 M	35 M	36.8 M	28.4 M	25.6 M	57.8 M
Selenium	<1 mg/kg	TM181		<1 #	<1 #	<1 #	<1 #	<1 #	<1 #
Vanadium	<0.2 mg/kg	TM181		13.7 #	15.3 #	21.9 #	15.8 #	11.3 #	18.5 #
Zinc	<1.9 mg/kg	TM181		76.2 M	86.1 M	436 M	95.2 M	67.9 M	124 M

CERTIFICATE OF ANALYSIS

SDG:	140604-97	**Location:**	Coed Darcy	**Order Number:**	CD0698
Job:	H_ATKINS_LDC-224	**Customer:**	Atkins Global Ltd	**Report Number:**	274671
Client Reference:	Site Wide Trial Pitting	**Attention:**	Fiona McMillan	**Superseded Report:**	

Results Legend

#	ISO17025 accredited.
M	*m*CERTS accredited.
aq	Aqueous / settled sample.
diss.filt	Dissolved / filtered sample.
tot.unfilt	Total / unfiltered sample.
*	Subcontracted test.
**	% recovery of the surrogate standard to check the efficiency of the method. The results of individual compounds within samples aren't corrected for the recovery
(F)	Trigger breach confirmed
1-5&+§@	Sample deviation (see appendix)

Component	LOD/Units	Method	Customer Sample R	TPE_5030	TPE_5030	TPE_5030	TPE_5031	TPE_5031	TPE_5032
			Depth (m)	0.50	1.50	2.30	0.50	1.50	0.50
			Sample Type	Soil/Solid	Soil/Solid	Soil/Solid	Soil/Solid	Soil/Solid	Soil/Solid
			Date Sampled	03/06/2014	03/06/2014	03/06/2014	03/06/2014	03/06/2014	03/06/2014
			Sample Time	.	.	.	.	.	.
			Date Received	04/06/2014	04/06/2014	04/06/2014	04/06/2014	04/06/2014	04/06/2014
			SDG Ref	140604-97	140604-97	140604-97	140604-97	140604-97	140604-97
			Lab Sample No.(s)	9388769	9388778	9388786	9388794	9388803	9388810
			AGS Reference						
Moisture Content Ratio	%	PM024		9.1	8.9	7.7	18	14	8.9
pH	1 pH Units	TM133		6.35 M	5.46 M	5.51 M	6.52 M	6.95 M	6.79 M
Arsenic	<0.6 mg/kg	TM181		12.1 M	6.61 M	4.85 M	18.6 M	12.6 M	13.1 M
Cadmium	<0.02 mg/kg	TM181		0.62 M	0.498 M	0.451 M	1.18 M	0.908 M	0.657 M
Chromium	<0.9 mg/kg	TM181		11.6 M	11.9 M	12 M	15.4 M	15.8 M	13.9 M
Copper	<1.4 mg/kg	TM181		18.3 M	12.8 M	14.2 M	67.7 M	48.4 M	26.5 M
Lead	<0.7 mg/kg	TM181		17.1 M	10.5 M	10.1 M	55.7 M	63.6 M	28.5 M
Mercury	<0.14 mg/kg	TM181		<0.14 M	<0.14 M	<0.14 M	0.479 M	0.252 M	0.257 M
Nickel	<0.2 mg/kg	TM181		26.6 M	24.3 M	23.5 M	27.3 M	27.9 M	23.7 M
Selenium	<1 mg/kg	TM181		<1 #	<1 #	<1 #	1.29 #	1.45 #	1.01 #
Vanadium	<0.2 mg/kg	TM181		12.7 #	13 #	10.6 #	21.7 #	18.9 #	17.2 #
Zinc	<1.9 mg/kg	TM181		78 M	60.9 M	58.3 M	168 M	129 M	74.6 M

CERTIFICATE OF ANALYSIS

SDG:	140604-97	**Location:**	Coed Darcy	**Order Number:**	CD0698
Job:	H_ATKINS_LDC-224	**Customer:**	Atkins Global Ltd	**Report Number:**	274671
Client Reference:	Site Wide Trial Pitting	**Attention:**	Fiona McMillan	**Superseded Report:**	

Results Legend

#	ISO17025 accredited.
M	*m*CERTS accredited.
aq	Aqueous / settled sample.
diss.filt	Dissolved / filtered sample.
tot.unfilt	Total / unfiltered sample.
*	Subcontracted test.
**	% recovery of the surrogate standard to check the efficiency of the method. The results of individual compounds within samples aren't corrected for the recovery
(F)	Trigger breach confirmed
1-5&+§@	Sample deviation (see appendix)

Component	LOD/Units	Method	Customer Sample R	TPE_5032	TPE_5032	TPE_5032	TPE_5036	TPE_5036	TPE_5036
			Depth (m)	1.50	2.50	3.50	0.40	1.40	2.60
			Sample Type	Soil/Solid	Soil/Solid	Soil/Solid	Soil/Solid	Soil/Solid	Soil/Solid
			Date Sampled	03/06/2014	03/06/2014	03/06/2014	03/06/2014	03/06/2014	03/06/2014
			Sample Time	.	.	.	.	.	.
			Date Received	04/06/2014	04/06/2014	04/06/2014	04/06/2014	04/06/2014	04/06/2014
			SDG Ref	140604-97	140604-97	140604-97	140604-97	140604-97	140604-97
			Lab Sample No.(s)	9388818	9388834	9388842	9388596	9388600	9388604
			AGS Reference						
Moisture Content Ratio	%	PM024		10	13	14	12	13	11
Soil Organic Matter (SOM)	<0.35 %	TM132					5.65 #		
pH	1 pH Units	TM133		6.79 M	6.65 M	7.44 M	6.75 M	7.26 M	6.13 M
Arsenic	<0.6 mg/kg	TM181		7.37 M	6.43 M	11.7 M	24.1 M	21.5 M	13.9 M
Cadmium	<0.02 mg/kg	TM181		0.484 M	0.475 M	0.429 M	1.41 M	0.957 M	0.769 M
Chromium	<0.9 mg/kg	TM181		11.8 M	12.1 M	13 M	18.7 M	19.5 M	14.4 M
Copper	<1.4 mg/kg	TM181		9.31 M	16.8 M	32.2 M	61.7 M	47.5 M	20.7 M
Lead	<0.7 mg/kg	TM181		10.6 M	13.1 M	21.9 M	89.5 M	153 M	23.4 M
Mercury	<0.14 mg/kg	TM181		<0.14 M	<0.14 M	<0.14 M	0.278 M	0.466 M	<0.14 M
Nickel	<0.2 mg/kg	TM181		29.2 M	29.5 M	42.3 M	27.6 M	22.5 M	30 M
Selenium	<1 mg/kg	TM181		1.09 #	<1 #	1.16 #	1.36 #	1.26 #	1.17 #
Vanadium	<0.2 mg/kg	TM181		11.5 #	12.5 #	15.1 #	21.4 #	20.8 #	15.9 #
Zinc	<1.9 mg/kg	TM181		57.9 M	68.4 M	90.7 M	172 M	136 M	86.9 M

CERTIFICATE OF ANALYSIS

SDG:	140604-97	**Location:**	Coed Darcy	**Order Number:**	CD0698
Job:	H_ATKINS_LDC-224	**Customer:**	Atkins Global Ltd	**Report Number:**	274671
Client Reference:	Site Wide Trial Pitting	**Attention:**	Fiona McMillan	**Superseded Report:**	

Results Legend

#	ISO17025 accredited.
M	*m*CERTS accredited.
aq	Aqueous / settled sample.
diss.filt	Dissolved / filtered sample.
tot.unfilt	Total / unfiltered sample.
*	Subcontracted test.
**	% recovery of the surrogate standard to check the efficiency of the method. The results of individual compounds within samples aren't corrected for the recovery
(F)	Trigger breach confirmed
1-5&+§@	Sample deviation (see appendix)

Component	LOD/Units	Method	Customer Sample R	TPE_5036	TPE_5037	TPE_5037	TPE_5037	TPE_5037	TPE_5038
			Depth (m)	5.90	0.40	1.40	2.60	3.90	0.10
			Sample Type	Soil/Solid	Soil/Solid	Soil/Solid	Soil/Solid	Soil/Solid	Soil/Solid
			Date Sampled	03/06/2014	03/06/2014	03/06/2014	03/06/2014	03/06/2014	03/06/2014
			Sample Time	.	.	.	.	.	.
			Date Received	04/06/2014	04/06/2014	04/06/2014	04/06/2014	04/06/2014	04/06/2014
			SDG Ref	140604-97	140604-97	140604-97	140604-97	140604-97	140604-97
			Lab Sample No.(s)	9388608	9388612	9388618	9388622	9388626	9389136
			AGS Reference						
Moisture Content Ratio	%	PM024		11	9.7	10	8.6	10	11
Soil Organic Matter (SOM)	<0.35 %	TM132			1.88 #				
pH	1 pH Units	TM133		6.47 M	6.87 M	5.98 M	6.58 M	6.52 M	6.27 M
Arsenic	<0.6 mg/kg	TM181		11.4 M	18.2 M	11.5 M	11.7 M	10.4 M	21.4 M
Cadmium	<0.02 mg/kg	TM181		0.952 M	1.24 M	0.637 M	0.606 M	0.57 M	1.58 M
Chromium	<0.9 mg/kg	TM181		15.7 M	14.5 M	15.2 M	14.2 M	12 M	15.1 M
Copper	<1.4 mg/kg	TM181		20.7 M	33.1 M	21.5 M	15.6 M	18.4 M	41.5 M
Lead	<0.7 mg/kg	TM181		22.5 M	31 M	21.1 M	15.6 M	36.2 M	48.3 M
Mercury	<0.14 mg/kg	TM181		<0.14 M	<0.14 M	<0.14 M	<0.14 M	<0.14 M	<0.14 M
Nickel	<0.2 mg/kg	TM181		31.2 M	24 M	24.5 M	22.8 M	28.1 M	25.1 M
Selenium	<1 mg/kg	TM181		1.57 #	1.45 #	1.51 #	1.32 #	1.01 #	<10 #
Vanadium	<0.2 mg/kg	TM181		17 #	17.9 #	17.3 #	15.5 #	12.2 #	20.8 #
Zinc	<1.9 mg/kg	TM181		92.6 M	108 M	77.9 M	78.4 M	68.9 M	130 M

CERTIFICATE OF ANALYSIS

SDG:	140604-97	**Location:**	Coed Darcy	**Order Number:**	CD0698
Job:	H_ATKINS_LDC-224	**Customer:**	Atkins Global Ltd	**Report Number:**	274671
Client Reference:	Site Wide Trial Pitting	**Attention:**	Fiona McMillan	**Superseded Report:**	

Results Legend

#	ISO17025 accredited.
M	*m*CERTS accredited.
aq	Aqueous / settled sample.
diss.filt	Dissolved / filtered sample.
tot.unfilt	Total / unfiltered sample.
*	Subcontracted test.
**	% recovery of the surrogate standard to check the efficiency of the method. The results of individual compounds within samples aren't corrected for the recovery
(F)	Trigger breach confirmed
1-5&+§@	Sample deviation (see appendix)

Component	LOD/Units	Method	Customer Sample R	TPE_5038	TPE_5038	TPE_5038	TPE_5043	TPE_5043	TPE_5043
			Depth (m)	1.50	2.80	4.20	0.10	1.20	2.50
			Sample Type	Soil/Solid	Soil/Solid	Soil/Solid	Soil/Solid	Soil/Solid	Soil/Solid
			Date Sampled	03/06/2014	03/06/2014	03/06/2014	03/06/2014	03/06/2014	03/06/2014
			Sample Time	.	.	.	.	.	.
			Date Received	04/06/2014	04/06/2014	04/06/2014	04/06/2014	04/06/2014	04/06/2014
			SDG Ref	140604-97	140604-97	140604-97	140604-97	140604-97	140604-97
			Lab Sample No.(s)	9389140	9389144	9389148	9389099	9389104	9389108
			AGS Reference						
Moisture Content Ratio	%	PM024		17	11	12	16	21	13
pH	1 pH Units	TM133		5.79 M	6.55 M	6.5 M	5.42 M	5.44 M	5.47 M
Arsenic	<0.6 mg/kg	TM181		68.4 M	12.5 M	8.69 M	27.7 M	29.4 M	14 M
Cadmium	<0.02 mg/kg	TM181		1.84 M	0.391 M	0.616 M	1.07 M	0.751 M	0.585 M
Chromium	<0.9 mg/kg	TM181		16.6 M	14.3 M	10.7 M	17.3 M	19.2 M	16.4 M
Copper	<1.4 mg/kg	TM181		150 M	16 M	16.2 M	87.4 M	61.7 M	27.5 M
Lead	<0.7 mg/kg	TM181		66 M	14.1 M	12.7 M	43.7 M	41.8 M	18.4 M
Mercury	<0.14 mg/kg	TM181		<0.14 M	<0.14 M	<0.14 M	0.497 M	<0.14 M	<0.14 M
Nickel	<0.2 mg/kg	TM181		20.8 M	22.8 M	24.1 M	22.6 M	23.7 M	22 M
Selenium	<1 mg/kg	TM181		1.99 #	1.41 #	1.08 #	1.32 #	2.11 #	1.02 #
Vanadium	<0.2 mg/kg	TM181		22.3 #	16.9 #	11.3 #	24.8 #	24 #	19.1 #
Zinc	<1.9 mg/kg	TM181		137 M	82.7 M	60.2 M	146 M	89.9 M	66.7 M

CERTIFICATE OF ANALYSIS

SDG:	140604-97	**Location:**	Coed Darcy	**Order Number:**	CD0698
Job:	H_ATKINS_LDC-224	**Customer:**	Atkins Global Ltd	**Report Number:**	274671
Client Reference:	Site Wide Trial Pitting	**Attention:**	Fiona McMillan	**Superseded Report:**	

Results Legend

#	ISO17025 accredited.
M	*m*CERTS accredited.
aq	Aqueous / settled sample.
diss.filt	Dissolved / filtered sample.
tot.unfilt	Total / unfiltered sample.
*	Subcontracted test.
**	% recovery of the surrogate standard to check the efficiency of the method. The results of individual compounds within samples aren't corrected for the recovery
(F)	Trigger breach confirmed
1-5&+§@	Sample deviation (see appendix)

Component	LOD/Units	Method	Customer Sample R	TPE_5043	TPE_5044	TPE_5044	TPE_5044	TPE_5044	TPE_5045
			Depth (m)	4.00	0.10	1.20	2.60	4.00	0.20
			Sample Type	Soil/Solid	Soil/Solid	Soil/Solid	Soil/Solid	Soil/Solid	Soil/Solid
			Date Sampled	03/06/2014	03/06/2014	03/06/2014	03/06/2014	03/06/2014	03/06/2014
			Sample Time	.	.	.	.	.	.
			Date Received	04/06/2014	04/06/2014	04/06/2014	04/06/2014	04/06/2014	04/06/2014
			SDG Ref	140604-97	140604-97	140604-97	140604-97	140604-97	140604-97
			Lab Sample No.(s)	9389112	9389116	9389124	9389128	9389132	9389152
			AGS Reference						
Moisture Content Ratio	%	PM024		11	12	13	16	11	11
pH	1 pH Units	TM133		6.21 M	6.39 M	6.55 M	5.7 M	5.26 M	6.33 M
Arsenic	<0.6 mg/kg	TM181		10.8 M	16 M	28.6 M	22.5 M	11.5 M	13.2 M
Cadmium	<0.02 mg/kg	TM181		0.736 M	0.628 M	0.987 M	0.855 M	0.625 M	0.858 M
Chromium	<0.9 mg/kg	TM181		13 M	15.2 M	15.4 M	16.3 M	12.1 M	12.3 M
Copper	<1.4 mg/kg	TM181		18.1 M	30.9 M	50.7 M	47.3 M	20.6 M	26.2 M
Lead	<0.7 mg/kg	TM181		15.2 M	22.1 M	26 M	28.3 M	15.7 M	18 M
Mercury	<0.14 mg/kg	TM181		<0.14 M	<0.14 M	<0.14 M	<0.14 M	<0.14 M	<0.14 M
Nickel	<0.2 mg/kg	TM181		26.5 M	21 M	21.4 M	21.7 M	26.6 M	22.1 M
Selenium	<1 mg/kg	TM181		1.22 #	<1 #	1.25 #	1.83 #	<1 #	1.54 #
Vanadium	<0.2 mg/kg	TM181		14.9 #	18.2 #	18.9 #	20.5 #	13.4 #	14.7 #
Zinc	<1.9 mg/kg	TM181		74.8 M	74.2 M	91.4 M	101 M	71 M	84 M

CERTIFICATE OF ANALYSIS

SDG:	140604-97	**Location:**	Coed Darcy	**Order Number:**	CD0698
Job:	H_ATKINS_LDC-224	**Customer:**	Atkins Global Ltd	**Report Number:**	274671
Client Reference:	Site Wide Trial Pitting	**Attention:**	Fiona McMillan	**Superseded Report:**	

Results Legend

#	ISO17025 accredited.
M	*m*CERTS accredited.
aq	Aqueous / settled sample.
diss.filt	Dissolved / filtered sample.
tot.unfilt	Total / unfiltered sample.
*	Subcontracted test.
**	% recovery of the surrogate standard to check the efficiency of the method. The results of individual compounds within samples aren't corrected for the recovery
(F)	Trigger breach confirmed
1-5&+§@	Sample deviation (see appendix)

Component	LOD/Units	Method	Customer Sample R	TPE_5045	TPE_5045	TPE_5045			
			Depth (m)	1.50	2.80	3.80			
			Sample Type	Soil/Solid	Soil/Solid	Soil/Solid			
			Date Sampled	03/06/2014	03/06/2014	03/06/2014			
			Sample Time	.	.	.			
			Date Received	04/06/2014	04/06/2014	04/06/2014			
			SDG Ref	140604-97	140604-97	140604-97			
			Lab Sample No.(s)	9389156	9389161	9389169			
			AGS Reference						
Moisture Content Ratio	%	PM024		17	12	10			
pH	1 pH Units	TM133		6.27 M	6.63 M	6.51 M			
Arsenic	<0.6 mg/kg	TM181		37.7 M	18.9 M	10.6 M			
Cadmium	<0.02 mg/kg	TM181		1.75 M	0.844 M	0.645 M			
Chromium	<0.9 mg/kg	TM181		16.3 M	16.5 M	13.2 M			
Copper	<1.4 mg/kg	TM181		65.3 M	35.5 M	16.5 M			
Lead	<0.7 mg/kg	TM181		30.3 M	29.5 M	13.8 M			
Mercury	<0.14 mg/kg	TM181		<0.14 M	<0.14 M	<0.14 M			
Nickel	<0.2 mg/kg	TM181		24 M	23.7 M	25 M			
Selenium	<1 mg/kg	TM181		1.26 #	1.42 #	<1 #			
Vanadium	<0.2 mg/kg	TM181		21.2 #	18.1 #	15.3 #			
Zinc	<1.9 mg/kg	TM181		155 M	98.5 M	73.9 M			

CERTIFICATE OF ANALYSIS

SDG:	140604-97	**Location:**	Coed Darcy	**Order Number:**	CD0698
Job:	H_ATKINS_LDC-224	**Customer:**	Atkins Global Ltd	**Report Number:**	274671
Client Reference:	Site Wide Trial Pitting	**Attention:**	Fiona McMillan	**Superseded Report:**	

PAH by GCMS

Results Legend	
#	ISO17025 accredited.
M	*m*CERTS accredited.
aq	Aqueous / settled sample.
diss.filt	Dissolved / filtered sample.
tot.unfilt	Total / unfiltered sample.
*	Subcontracted test.
**	% recovery of the surrogate standard to check the efficiency of the method. The results of individual compounds within samples aren't corrected for the recovery
(F)	Trigger breach confirmed
1-5&+§@	Sample deviation (see appendix)

Component	LOD/Units	Method	Customer Sample R	TPE_144	TPE_144	TPE_155	TPE_155	TPE_155	TPE_155
			Depth (m)	0.50	1.20	0.40	1.40	2.70	4.00
			Sample Type	Soil/Solid	Soil/Solid	Soil/Solid	Soil/Solid	Soil/Solid	Soil/Solid
			Date Sampled	03/06/2014	03/06/2014	03/06/2014	03/06/2014	03/06/2014	03/06/2014
			Sample Time	.	.	.	.	.	.
			Date Received	04/06/2014	04/06/2014	04/06/2014	04/06/2014	04/06/2014	04/06/2014
			SDG Ref	140604-97	140604-97	140604-97	140604-97	140604-97	140604-97
			Lab Sample No.(s)	9388492	9388666	9389173	9389178	9389182	9389186
			AGS Reference						
Naphthalene-d8 % recovery**	%	TM218		97.2	97.5	97.5	105	106	100
Acenaphthene-d10 % recovery**	%	TM218		94.4	98.7	101	104	105	98.1
Phenanthrene-d10 % recovery**	%	TM218		92.6	94.3	97.6	102	103	95.5
Chrysene-d12 % recovery**	%	TM218		84.4	84.9	93.9	90.6	88.4	86.4
Perylene-d12 % recovery**	%	TM218		85.3	84.2	95.6	82.7	77.4	86.2
Naphthalene	<9 µg/kg	TM218		<9 M	<9 M	<9 M	107 M	47.5 M	<9 M
Acenaphthylene	<12 µg/kg	TM218		<12 M	<12 M	<12 M	<12 M	<12 M	<12 M
Acenaphthene	<8 µg/kg	TM218		<8 M	<8 M	<8 M	<8 M	<8 M	<8 M
Fluorene	<10 µg/kg	TM218		<10 M	<10 M	<10 M	<10 M	<10 M	<10 M
Phenanthrene	<15 µg/kg	TM218		46.3 M	75.7 M	89.1 M	235 M	247 M	78 M
Anthracene	<16 µg/kg	TM218		<16 M	<16 M	<16 M	<16 M	<16 M	<16 M
Fluoranthene	<17 µg/kg	TM218		<17 M	<17 M	150 M	19.3 M	24.6 M	<17 M
Pyrene	<15 µg/kg	TM218		<15 M	<15 M	123 M	<15 M	<15 M	<15 M
Benz(a)anthracene	<14 µg/kg	TM218		<14 M	<14 M	74.3 M	<14 M	<14 M	<14 M
Chrysene	<10 µg/kg	TM218		33.7 M	32.3 M	118 M	62.1 M	77.2 M	<10 M
Benzo(b)fluoranthene	<15 µg/kg	TM218		38.2 M	26.8 M	107 M	59.1 M	60.4 M	<15 M
Benzo(k)fluoranthene	<14 µg/kg	TM218		<14 M	<14 M	55.9 M	<14 M	<14 M	<14 M
Benzo(a)pyrene	<15 µg/kg	TM218		<15 M	<15 M	92 M	<15 M	<15 M	<15 M
Indeno(1,2,3-cd)pyrene	<18 µg/kg	TM218		<18 M	<18 M	58.7 M	<18 M	<18 M	<18 M
Dibenzo(a,h)anthracene	<23 µg/kg	TM218		<23 M	<23 M	<23 M	<23 M	<23 M	<23 M
Benzo(g,h,i)perylene	<24 µg/kg	TM218		<24 M	<24 M	61.7 M	<24 M	<24 M	<24 M
PAH, Total Detected USEPA 16	<118 µg/kg	TM218		118	135	930	482	457	<118

CERTIFICATE OF ANALYSIS

SDG:	140604-97	**Location:**	Coed Darcy	**Order Number:**	CD0698
Job:	H_ATKINS_LDC-224	**Customer:**	Atkins Global Ltd	**Report Number:**	274671
Client Reference:	Site Wide Trial Pitting	**Attention:**	Fiona McMillan	**Superseded Report:**	

PAH by GCMS

Results Legend	
#	ISO17025 accredited.
M	*m*CERTS accredited.
aq	Aqueous / settled sample.
diss.filt	Dissolved / filtered sample.
tot.unfilt	Total / unfiltered sample.
*	Subcontracted test.
**	% recovery of the surrogate standard to check the efficiency of the method. The results of individual compounds within samples aren't corrected for the recovery
(F)	Trigger breach confirmed
1-5&+§@	Sample deviation (see appendix)

Component	LOD/Units	Method	Customer Sample R	TPE_157	TPE_157	TPE_157	TPE_157	TPE_159	TPE_159
			Depth (m)	0.10	0.25	0.80	2.00	0.20	1.00
			Sample Type	Soil/Solid	Soil/Solid	Soil/Solid	Soil/Solid	Soil/Solid	Soil/Solid
			Date Sampled	03/06/2014	03/06/2014	03/06/2014	03/06/2014	03/06/2014	03/06/2014
			Sample Time	.	.	.	.	.	.
			Date Received	04/06/2014	04/06/2014	04/06/2014	04/06/2014	04/06/2014	04/06/2014
			SDG Ref	140604-97	140604-97	140604-97	140604-97	140604-97	140604-97
			Lab Sample No.(s)	9388850	9388858	9388865	9388875	9388885	9388894
			AGS Reference						
Naphthalene-d8 % recovery**	%	TM218		111	117	111	108	107	95.5
Acenaphthene-d10 % recovery**	%	TM218		108	117	107	108	108	91.6
Phenanthrene-d10 % recovery**	%	TM218		104	111	103	104	107	92.8
Chrysene-d12 % recovery**	%	TM218		91.8	91.6	89.5	87.1	95.4	90.3
Perylene-d12 % recovery**	%	TM218		91.5	84.1	87.8	82.2	85.7	93.7
Naphthalene	<9 µg/kg	TM218		10.3 M	62.9 M	18.9 M	18.5 M	134 M	107 M
Acenaphthylene	<12 µg/kg	TM218		<12 M	<12 M	<12 M	<12 M	<12 M	20.6 M
Acenaphthene	<8 µg/kg	TM218		<8 M	<8 M	<8 M	<8 M	21.8 M	17.8 M
Fluorene	<10 µg/kg	TM218		<10 M	<10 M	<10 M	<10 M	70.5 M	86 M
Phenanthrene	<15 µg/kg	TM218		106 M	242 M	136 M	203 M	350 M	182 M
Anthracene	<16 µg/kg	TM218		<16 M	<16 M	<16 M	<16 M	35.2 M	46.6 M
Fluoranthene	<17 µg/kg	TM218		85.6 M	164 M	193 M	32.7 M	296 M	82.8 M
Pyrene	<15 µg/kg	TM218		61.9 M	110 M	141 M	18.8 M	250 M	86.5 M
Benz(a)anthracene	<14 µg/kg	TM218		30.3 M	67.5 M	81.1 M	<14 M	134 M	24.9 M
Chrysene	<10 µg/kg	TM218		80.5 M	134 M	144 M	70.9 M	267 M	71.8 M
Benzo(b)fluoranthene	<15 µg/kg	TM218		89 M	163 M	150 M	62.6 M	264 M	90.6 M
Benzo(k)fluoranthene	<14 µg/kg	TM218		21.5 M	43.5 M	57.2 M	<14 M	93.3 M	35.4 M
Benzo(a)pyrene	<15 µg/kg	TM218		36.5 M	46.2 M	80.9 M	<15 M	116 M	65.3 M
Indeno(1,2,3-cd)pyrene	<18 µg/kg	TM218		32.6 M	34.8 M	58.7 M	<18 M	84.6 M	44.6 M
Dibenzo(a,h)anthracene	<23 µg/kg	TM218		<23 M	<23 M	<23 M	<23 M	34.8 M	<23 M
Benzo(g,h,i)perylene	<24 µg/kg	TM218		37.7 M	46.5 M	71.9 M	<24 M	110 M	58.5 M
PAH, Total Detected USEPA 16	<118 µg/kg	TM218		592	1110	1130	407	2260	1020

CERTIFICATE OF ANALYSIS

SDG:	140604-97	**Location:**	Coed Darcy	**Order Number:**	CD0698
Job:	H_ATKINS_LDC-224	**Customer:**	Atkins Global Ltd	**Report Number:**	274671
Client Reference:	Site Wide Trial Pitting	**Attention:**	Fiona McMillan	**Superseded Report:**	

PAH by GCMS

Results Legend	
#	ISO17025 accredited.
M	*m*CERTS accredited.
aq	Aqueous / settled sample.
diss.filt	Dissolved / filtered sample.
tot.unfilt	Total / unfiltered sample.
*	Subcontracted test.
**	% recovery of the surrogate standard to check the efficiency of the method. The results of individual compounds within samples aren't corrected for the recovery
(F)	Trigger breach confirmed
1-5&+§@	Sample deviation (see appendix)

Component	LOD/Units	Method	Customer Sample R	TPE_159	TPE_5005	TPE_5006	TPE_5006	TPE_5006	TPE_5007
			Depth (m)	2.00	0.50	0.30	1.50	2.50	0.40
			Sample Type	Soil/Solid	Soil/Solid	Soil/Solid	Soil/Solid	Soil/Solid	Soil/Solid
			Date Sampled	03/06/2014	03/06/2014	03/06/2014	03/06/2014	03/06/2014	03/06/2014
			Sample Time	.	.	.	.	.	.
			Date Received	04/06/2014	04/06/2014	04/06/2014	04/06/2014	04/06/2014	04/06/2014
			SDG Ref	140604-97	140604-97	140604-97	140604-97	140604-97	140604-97
			Lab Sample No.(s)	9388903	9388739	9388826	9388923	9389024	9389074
			AGS Reference						
Naphthalene-d8 % recovery**	%	TM218		115	95	85.6	103	102	102
Acenaphthene-d10 % recovery**	%	TM218		106	93	90.6	93.6	94.9	99.2
Phenanthrene-d10 % recovery**	%	TM218		100	91.8	96.7	81.1	83.4	107
Chrysene-d12 % recovery**	%	TM218		101	84.3	99.3	85.2	84.7	97.9
Perylene-d12 % recovery**	%	TM218		102	86.9	111	91	88.3	103
Naphthalene	<9 µg/kg	TM218		1420 M	<9 M	16.3 M	<9 M	<9 M	<9 M
Acenaphthylene	<12 µg/kg	TM218		<12 M	<12 M	24.7 M	<12 M	<12 M	<12 M
Acenaphthene	<8 µg/kg	TM218		397 M	<8 M	113 M	<8 M	176 M	<8 M
Fluorene	<10 µg/kg	TM218		2900 M	<10 M	259 M	770 M	675 M	<10 M
Phenanthrene	<15 µg/kg	TM218		3340 M	55.7 M	953 M	721 M	500 M	97.4 M
Anthracene	<16 µg/kg	TM218		725 M	<16 M	844 M	486 M	445 M	<16 M
Fluoranthene	<17 µg/kg	TM218		<17 M	19.5 M	480 M	433 M	280 M	<17 M
Pyrene	<15 µg/kg	TM218		298 M	16.9 M	883 M	441 M	272 M	<15 M
Benz(a)anthracene	<14 µg/kg	TM218		<14 M	<14 M	255 M	192 M	131 M	<14 M
Chrysene	<10 µg/kg	TM218		<10 M	35.6 M	418 M	233 M	161 M	44.2 M
Benzo(b)fluoranthene	<15 µg/kg	TM218		77.8 M	39.5 M	417 M	298 M	180 M	50.6 M
Benzo(k)fluoranthene	<14 µg/kg	TM218		<14 M	<14 M	131 M	101 M	68.2 M	<14 M
Benzo(a)pyrene	<15 µg/kg	TM218		<15 M	<15 M	225 M	155 M	104 M	<15 M
Indeno(1,2,3-cd)pyrene	<18 µg/kg	TM218		<18 M	<18 M	185 M	101 M	65.6 M	<18 M
Dibenzo(a,h)anthracene	<23 µg/kg	TM218		<23 M	<23 M	62.5 M	36.1 M	27.3 M	<23 M
Benzo(g,h,i)perylene	<24 µg/kg	TM218		<24 M	<24 M	321 M	117 M	75.3 M	<24 M
PAH, Total Detected USEPA 16	<118 µg/kg	TM218		9160	167	5590	4080	3160	192

CERTIFICATE OF ANALYSIS

SDG:	140604-97	**Location:**	Coed Darcy	**Order Number:**	CD0698
Job:	H_ATKINS_LDC-224	**Customer:**	Atkins Global Ltd	**Report Number:**	274671
Client Reference:	Site Wide Trial Pitting	**Attention:**	Fiona McMillan	**Superseded Report:**	

PAH by GCMS

Results Legend	
#	ISO17025 accredited.
M	*m*CERTS accredited.
aq	Aqueous / settled sample.
diss.filt	Dissolved / filtered sample.
tot.unfilt	Total / unfiltered sample.
*	Subcontracted test.
**	% recovery of the surrogate standard to check the efficiency of the method. The results of individual compounds within samples aren't corrected for the recovery
(F)	Trigger breach confirmed
1-5&+§@	Sample deviation (see appendix)

Component	LOD/Units	Method	Customer Sample R	TPE_5007	TPE_5007	TPE_5007	TPE_5008	TPE_5008	TPE_5008
			Depth (m)	1.50	2.80	3.80	0.50	1.30	2.50
			Sample Type	Soil/Solid	Soil/Solid	Soil/Solid	Soil/Solid	Soil/Solid	Soil/Solid
			Date Sampled	03/06/2014	03/06/2014	03/06/2014	03/06/2014	03/06/2014	03/06/2014
			Sample Time	.	.	.	.	.	.
			Date Received	04/06/2014	04/06/2014	04/06/2014	04/06/2014	04/06/2014	04/06/2014
			SDG Ref	140604-97	140604-97	140604-97	140604-97	140604-97	140604-97
			Lab Sample No.(s)	9389120	9389165	9388496	9388540	9388584	9388630
			AGS Reference						
Naphthalene-d8 % recovery**	%	TM218		100	99.1	97.3	96.5	99.1	99.9
Acenaphthene-d10 % recovery**	%	TM218		101	97.3	91.5	95.9	100	99.7
Phenanthrene-d10 % recovery**	%	TM218		93.8	95.8	93.4	96.8	95.9	97.5
Chrysene-d12 % recovery**	%	TM218		86.9	84.9	93.5	98	87.8	95.9
Perylene-d12 % recovery**	%	TM218		89	79.1	91.2	106	89	96.7
Naphthalene	<9 µg/kg	TM218		16.7 M	<9 M	99 M	325 M	21.2 M	<9 M
Acenaphthylene	<12 µg/kg	TM218		<12 M	<12 M	<12 M	223 M	<12 M	<12 M
Acenaphthene	<8 µg/kg	TM218		<8 M	<8 M	<8 M	257 M	11.7 M	<8 M
Fluorene	<10 µg/kg	TM218		193 M	<10 M	<10 M	460 M	40.1 M	<10 M
Phenanthrene	<15 µg/kg	TM218		919 M	82.7 M	161 M	3870 M	190 M	59.8 M
Anthracene	<16 µg/kg	TM218		290 M	<16 M	20.3 M	1030 M	62.1 M	76.7 M
Fluoranthene	<17 µg/kg	TM218		112 M	<17 M	24.8 M	9560 M	282 M	<17 M
Pyrene	<15 µg/kg	TM218		210 M	<15 M	26.2 M	8140 M	292 M	181 M
Benz(a)anthracene	<14 µg/kg	TM218		44 M	16.8 M	<14 M	4880 M	140 M	<14 M
Chrysene	<10 µg/kg	TM218		187 M	21.1 M	<10 M	5210 M	185 M	<10 M
Benzo(b)fluoranthene	<15 µg/kg	TM218		135 M	42.3 M	<15 M	8350 M	217 M	71.6 M
Benzo(k)fluoranthene	<14 µg/kg	TM218		18.5 M	<14 M	<14 M	3250 M	69 M	<14 M
Benzo(a)pyrene	<15 µg/kg	TM218		29.9 M	<15 M	<15 M	5300 M	129 M	<15 M
Indeno(1,2,3-cd)pyrene	<18 µg/kg	TM218		22.6 M	<18 M	<18 M	3530 M	80.7 M	<18 M
Dibenzo(a,h)anthracene	<23 µg/kg	TM218		<23 M	<23 M	<23 M	1110 M	29.2 M	<23 M
Benzo(g,h,i)perylene	<24 µg/kg	TM218		32.2 M	<24 M	<24 M	4410 M	103 M	<24 M
PAH, Total Detected USEPA 16	<118 µg/kg	TM218		2210	163	331	59900	1850	389

CERTIFICATE OF ANALYSIS

SDG:	140604-97	**Location:**	Coed Darcy	**Order Number:**	CD0698
Job:	H_ATKINS_LDC-224	**Customer:**	Atkins Global Ltd	**Report Number:**	274671
Client Reference:	Site Wide Trial Pitting	**Attention:**	Fiona McMillan	**Superseded Report:**	

PAH by GCMS

Results Legend	
#	ISO17025 accredited.
M	*m*CERTS accredited.
aq	Aqueous / settled sample.
diss.filt	Dissolved / filtered sample.
tot.unfilt	Total / unfiltered sample.
*	Subcontracted test.
**	% recovery of the surrogate standard to check the efficiency of the method. The results of individual compounds within samples aren't corrected for the recovery
(F)	Trigger breach confirmed
1-5&+§@	Sample deviation (see appendix)

Component	LOD/Units	Method	Customer Sample R	TPE_5008	TPE_5008	TPE_5009	TPE_5009	TPE_5010	TPE_5010
			Depth (m)	3.50	4.50	0.50	1.50	0.50	1.50
			Sample Type	Soil/Solid	Soil/Solid	Soil/Solid	Soil/Solid	Soil/Solid	Soil/Solid
			Date Sampled	03/06/2014	03/06/2014	03/06/2014	03/06/2014	03/06/2014	03/06/2014
			Sample Time	.	.	.	.	.	.
			Date Received	04/06/2014	04/06/2014	04/06/2014	04/06/2014	04/06/2014	04/06/2014
			SDG Ref	140604-97	140604-97	140604-97	140604-97	140604-97	140604-97
			Lab Sample No.(s)	9388635	9388641	9388645	9388649	9388654	9388662
			AGS Reference						
Naphthalene-d8 % recovery**	%	TM218		109	93.7	95.6	103	121	100
Acenaphthene-d10 % recovery**	%	TM218		108	93.2	100	93.5	120	100
Phenanthrene-d10 % recovery**	%	TM218		104	89.4	98.9	83.9	116	94.7
Chrysene-d12 % recovery**	%	TM218		87	84.3	96	87	108	87.9
Perylene-d12 % recovery**	%	TM218		80.2	89.8	107	89.8	112	89.5
Naphthalene	<9 µg/kg	TM218		17.6 M	<9 M	<9 M	<9 M	24.6 M	31.5 M
Acenaphthylene	<12 µg/kg	TM218		<12 M	<12 M	<12 M	<12 M	<12 M	<12 M
Acenaphthene	<8 µg/kg	TM218		30.8 M	<8 M	77.3 M	244 M	11.9 M	33.7 M
Fluorene	<10 µg/kg	TM218		32.8 M	<10 M	446 M	1280 M	<10 M	78.5 M
Phenanthrene	<15 µg/kg	TM218		239 M	62.3 M	727 M	1960 M	116 M	177 M
Anthracene	<16 µg/kg	TM218		<16 M	<16 M	314 M	511 M	26.1 M	66 M
Fluoranthene	<17 µg/kg	TM218		19.1 M	<17 M	414 M	498 M	167 M	186 M
Pyrene	<15 µg/kg	TM218		26 M	<15 M	402 M	471 M	176 M	219 M
Benz(a)anthracene	<14 µg/kg	TM218		19.7 M	<14 M	189 M	165 M	79.3 M	103 M
Chrysene	<10 µg/kg	TM218		54.8 M	<10 M	245 M	217 M	120 M	142 M
Benzo(b)fluoranthene	<15 µg/kg	TM218		25.9 M	<15 M	313 M	179 M	175 M	190 M
Benzo(k)fluoranthene	<14 µg/kg	TM218		<14 M	<14 M	98.1 M	55.5 M	61.9 M	57.1 M
Benzo(a)pyrene	<15 µg/kg	TM218		<15 M	<15 M	152 M	92.7 M	111 M	114 M
Indeno(1,2,3-cd)pyrene	<18 µg/kg	TM218		<18 M	<18 M	105 M	48 M	122 M	76 M
Dibenzo(a,h)anthracene	<23 µg/kg	TM218		<23 M	<23 M	41.2 M	<23 M	32.7 M	26.8 M
Benzo(g,h,i)perylene	<24 µg/kg	TM218		<24 M	<24 M	136 M	56.5 M	165 M	109 M
PAH, Total Detected USEPA 16	<118 µg/kg	TM218		466	<118	3660	5780	1390	1610

CERTIFICATE OF ANALYSIS

SDG:	140604-97	**Location:**	Coed Darcy	**Order Number:**	CD0698
Job:	H_ATKINS_LDC-224	**Customer:**	Atkins Global Ltd	**Report Number:**	274671
Client Reference:	Site Wide Trial Pitting	**Attention:**	Fiona McMillan	**Superseded Report:**	

PAH by GCMS

Results Legend	
#	ISO17025 accredited.
M	*m*CERTS accredited.
aq	Aqueous / settled sample.
diss.filt	Dissolved / filtered sample.
tot.unfilt	Total / unfiltered sample.
*	Subcontracted test.
**	% recovery of the surrogate standard to check the efficiency of the method. The results of individual compounds within samples aren't corrected for the recovery
(F)	Trigger breach confirmed
1-5&+§@	Sample deviation (see appendix)

Component	LOD/Units	Method	Customer Sample R	TPE_5010	TPE_5010	TPE_5011	TPE_5011	TPE_5012	TPE_5012
			Depth (m)	2.50	3.50	0.50	1.50	0.60	1.60
			Sample Type	Soil/Solid	Soil/Solid	Soil/Solid	Soil/Solid	Soil/Solid	Soil/Solid
			Date Sampled	03/06/2014	03/06/2014	03/06/2014	03/06/2014	03/06/2014	03/06/2014
			Sample Time	.	.	.	.	.	.
			Date Received	04/06/2014	04/06/2014	04/06/2014	04/06/2014	04/06/2014	04/06/2014
			SDG Ref	140604-97	140604-97	140604-97	140604-97	140604-97	140604-97
			Lab Sample No.(s)	9388674	9388679	9388686	9388694	9389191	9389195
			AGS Reference						
Naphthalene-d8 % recovery**	%	TM218		99	114	105	103	104	106
Acenaphthene-d10 % recovery**	%	TM218		97.8	115	106	102	102	104
Phenanthrene-d10 % recovery**	%	TM218		94.9	115	106	101	99.5	102
Chrysene-d12 % recovery**	%	TM218		86.3	108	93.4	101	92.6	92.8
Perylene-d12 % recovery**	%	TM218		87.4	99.9	85.6	104	97.9	94.8
Naphthalene	<9 µg/kg	TM218		<9 M	27.4 M	333 M	221 M	39.5 M	<9 M
Acenaphthylene	<12 µg/kg	TM218		<12 M	33.5 M	108 M	26.4 M	20.1 M	<12 M
Acenaphthene	<8 µg/kg	TM218		<8 M	50.3 M	199 M	367 M	14.5 M	<8 M
Fluorene	<10 µg/kg	TM218		<10 M	83.4 M	249 M	782 M	24.5 M	<10 M
Phenanthrene	<15 µg/kg	TM218		91.4 M	208 M	1410 M	1210 M	227 M	92.9 M
Anthracene	<16 µg/kg	TM218		29 M	121 M	275 M	434 M	39 M	<16 M
Fluoranthene	<17 µg/kg	TM218		52.7 M	112 M	2990 M	364 M	512 M	23.8 M
Pyrene	<15 µg/kg	TM218		59.8 M	213 M	2800 M	398 M	436 M	<15 M
Benz(a)anthracene	<14 µg/kg	TM218		<14 M	62.7 M	1280 M	138 M	252 M	<14 M
Chrysene	<10 µg/kg	TM218		<10 M	205 M	1820 M	178 M	316 M	<10 M
Benzo(b)fluoranthene	<15 µg/kg	TM218		<15 M	139 M	2240 M	137 M	454 M	<15 M
Benzo(k)fluoranthene	<14 µg/kg	TM218		<14 M	29.5 M	808 M	51.8 M	190 M	<14 M
Benzo(a)pyrene	<15 µg/kg	TM218		<15 M	60.1 M	1500 M	91.8 M	333 M	<15 M
Indeno(1,2,3-cd)pyrene	<18 µg/kg	TM218		<18 M	44.6 M	1110 M	64.1 M	292 M	<18 M
Dibenzo(a,h)anthracene	<23 µg/kg	TM218		<23 M	<23 M	342 M	<23 M	92.4 M	<23 M
Benzo(g,h,i)perylene	<24 µg/kg	TM218		<24 M	61 M	1320 M	82.2 M	369 M	<24 M
PAH, Total Detected USEPA 16	<118 µg/kg	TM218		233	1450	18800	4540	3610	<118

CERTIFICATE OF ANALYSIS

SDG:	140604-97	**Location:**	Coed Darcy	**Order Number:**	CD0698
Job:	H_ATKINS_LDC-224	**Customer:**	Atkins Global Ltd	**Report Number:**	274671
Client Reference:	Site Wide Trial Pitting	**Attention:**	Fiona McMillan	**Superseded Report:**	

PAH by GCMS

Results Legend	
#	ISO17025 accredited.
M	*m*CERTS accredited.
aq	Aqueous / settled sample.
diss.filt	Dissolved / filtered sample.
tot.unfilt	Total / unfiltered sample.
*	Subcontracted test.
**	% recovery of the surrogate standard to check the efficiency of the method. The results of individual compounds within samples aren't corrected for the recovery
(F)	Trigger breach confirmed
1-5&+§@	Sample deviation (see appendix)

Component	LOD/Units	Method	Customer Sample R	TPE_5013	TPE_5013	TPE_5013	TPE_5013	TPE_5013	TPE_5014
			Depth (m)	0.20	1.30	2.30	3.50	4.50	0.30
			Sample Type	Soil/Solid	Soil/Solid	Soil/Solid	Soil/Solid	Soil/Solid	Soil/Solid
			Date Sampled	03/06/2014	03/06/2014	03/06/2014	03/06/2014	03/06/2014	03/06/2014
			Sample Time	.	.	.	.	.	.
			Date Received	04/06/2014	04/06/2014	04/06/2014	04/06/2014	04/06/2014	04/06/2014
			SDG Ref	140604-97	140604-97	140604-97	140604-97	140604-97	140604-97
			Lab Sample No.(s)	9389199	9389203	9389207	9388500	9388504	9388508
			AGS Reference						
Naphthalene-d8 % recovery**	%	TM218		111	105	108	108	105	96.5
Acenaphthene-d10 % recovery**	%	TM218		102	104	106	107	105	98.7
Phenanthrene-d10 % recovery**	%	TM218		90.4	103	104	99.7	105	99.7
Chrysene-d12 % recovery**	%	TM218		88.1	81.9	87.6	119	91.2	92.7
Perylene-d12 % recovery**	%	TM218		95.9	73	75.8	124	88.7	90.1
Naphthalene	<9 µg/kg	TM218		1080 M	<9 M	142 M	390 M	222 M	644 M
Acenaphthylene	<12 µg/kg	TM218		1640 M	<12 M	<12 M	<12 M	<12 M	205 M
Acenaphthene	<8 µg/kg	TM218		1640 M	<8 M	<8 M	<8 M	11.8 M	1090 M
Fluorene	<10 µg/kg	TM218		2320 M	<10 M	18.3 M	<10 M	36.7 M	1180 M
Phenanthrene	<15 µg/kg	TM218		6190 M	33.2 M	144 M	148 M	176 M	4490 M
Anthracene	<16 µg/kg	TM218		4990 M	<16 M	<16 M	47.8 M	56.7 M	2400 M
Fluoranthene	<17 µg/kg	TM218		1590 M	<17 M	28.6 M	40.4 M	31.7 M	993 M
Pyrene	<15 µg/kg	TM218		5760 M	<15 M	26.2 M	57.3 M	47.1 M	2980 M
Benz(a)anthracene	<14 µg/kg	TM218		836 M	<14 M	<14 M	<14 M	<14 M	369 M
Chrysene	<10 µg/kg	TM218		2930 M	<10 M	45.7 M	<10 M	51.7 M	2260 M
Benzo(b)fluoranthene	<15 µg/kg	TM218		777 M	<15 M	23 M	<15 M	40.9 M	448 M
Benzo(k)fluoranthene	<14 µg/kg	TM218		307 M	<14 M	<14 M	<14 M	<14 M	180 M
Benzo(a)pyrene	<15 µg/kg	TM218		711 M	<15 M	<15 M	<15 M	<15 M	249 M
Indeno(1,2,3-cd)pyrene	<18 µg/kg	TM218		537 M	<18 M	<18 M	<18 M	<18 M	170 M
Dibenzo(a,h)anthracene	<23 µg/kg	TM218		495 M	<23 M	<23 M	<23 M	<23 M	135 M
Benzo(g,h,i)perylene	<24 µg/kg	TM218		724 M	<24 M	<24 M	<24 M	<24 M	276 M
PAH, Total Detected USEPA 16	<118 µg/kg	TM218		32500	<118	427	684	675	18100

CERTIFICATE OF ANALYSIS

SDG:	140604-97	**Location:**	Coed Darcy	**Order Number:**	CD0698
Job:	H_ATKINS_LDC-224	**Customer:**	Atkins Global Ltd	**Report Number:**	274671
Client Reference:	Site Wide Trial Pitting	**Attention:**	Fiona McMillan	**Superseded Report:**	

PAH by GCMS

Results Legend	
#	ISO17025 accredited.
M	*m*CERTS accredited.
aq	Aqueous / settled sample.
diss.filt	Dissolved / filtered sample.
tot.unfilt	Total / unfiltered sample.
*	Subcontracted test.
**	% recovery of the surrogate standard to check the efficiency of the method. The results of individual compounds within samples aren't corrected for the recovery
(F)	Trigger breach confirmed
1-5&+§@	Sample deviation (see appendix)

Component	LOD/Units	Method	Customer Sample R	TPE_5014	TPE_5014	TPE_5014	TPE_5015	TPE_5015	TPE_5015
			Depth (m)	1.50	2.70	4.00	0.30	1.30	2.60
			Sample Type	Soil/Solid	Soil/Solid	Soil/Solid	Soil/Solid	Soil/Solid	Soil/Solid
			Date Sampled	03/06/2014	03/06/2014	03/06/2014	03/06/2014	03/06/2014	03/06/2014
			Sample Time	.	.	.	.	.	.
			Date Received	04/06/2014	04/06/2014	04/06/2014	04/06/2014	04/06/2014	04/06/2014
			SDG Ref	140604-97	140604-97	140604-97	140604-97	140604-97	140604-97
			Lab Sample No.(s)	9388512	9388516	9388520	9388524	9388528	9388532
			AGS Reference						
Naphthalene-d8 % recovery**	%	TM218		101	103	105	103	102	96.5
Acenaphthene-d10 % recovery**	%	TM218		107	109	108	103	104	96.4
Phenanthrene-d10 % recovery**	%	TM218		110	112	106	103	99.6	92
Chrysene-d12 % recovery**	%	TM218		108	115	101	95.5	88.7	81.2
Perylene-d12 % recovery**	%	TM218		107	115	94	88.3	89.2	78.8
Naphthalene	<9 µg/kg	TM218		541 M	991 M	89.1 M	105 M	843 M	18.3 M
Acenaphthylene	<12 µg/kg	TM218		<12 M	<12 M	<12 M	53.7 M	<12 M	<12 M
Acenaphthene	<8 µg/kg	TM218		<8 M	12.4 M	12.1 M	65.2 M	80.4 M	<8 M
Fluorene	<10 µg/kg	TM218		<10 M	<10 M	<10 M	87.5 M	79.3 M	<10 M
Phenanthrene	<15 µg/kg	TM218		145 M	107 M	77.4 M	1280 M	267 M	157 M
Anthracene	<16 µg/kg	TM218		<16 M	<16 M	<16 M	191 M	30.9 M	<16 M
Fluoranthene	<17 µg/kg	TM218		73.8 M	41.9 M	23.5 M	2990 M	153 M	<17 M
Pyrene	<15 µg/kg	TM218		50.3 M	42 M	33 M	2370 M	117 M	<15 M
Benz(a)anthracene	<14 µg/kg	TM218		<14 M	<14 M	<14 M	1160 M	69.3 M	<14 M
Chrysene	<10 µg/kg	TM218		<10 M	<10 M	<10 M	1600 M	122 M	45.3 M
Benzo(b)fluoranthene	<15 µg/kg	TM218		<15 M	<15 M	<15 M	1760 M	128 M	29 M
Benzo(k)fluoranthene	<14 µg/kg	TM218		<14 M	<14 M	<14 M	635 M	29.7 M	<14 M
Benzo(a)pyrene	<15 µg/kg	TM218		<15 M	<15 M	<15 M	1120 M	50.8 M	<15 M
Indeno(1,2,3-cd)pyrene	<18 µg/kg	TM218		<18 M	<18 M	<18 M	808 M	33.9 M	<18 M
Dibenzo(a,h)anthracene	<23 µg/kg	TM218		<23 M	<23 M	<23 M	264 M	<23 M	<23 M
Benzo(g,h,i)perylene	<24 µg/kg	TM218		<24 M	<24 M	<24 M	966 M	47.7 M	<24 M
PAH, Total Detected USEPA 16	<118 µg/kg	TM218		811	1190	235	15400	2050	249

CERTIFICATE OF ANALYSIS

SDG:	140604-97	**Location:**	Coed Darcy	**Order Number:**	CD0698
Job:	H_ATKINS_LDC-224	**Customer:**	Atkins Global Ltd	**Report Number:**	274671
Client Reference:	Site Wide Trial Pitting	**Attention:**	Fiona McMillan	**Superseded Report:**	

PAH by GCMS

Results Legend	
#	ISO17025 accredited.
M	*m*CERTS accredited.
aq	Aqueous / settled sample.
diss.filt	Dissolved / filtered sample.
tot.unfilt	Total / unfiltered sample.
*	Subcontracted test.
**	% recovery of the surrogate standard to check the efficiency of the method. The results of individual compounds within samples aren't corrected for the recovery
(F)	Trigger breach confirmed
1-5&+§@	Sample deviation (see appendix)

Component	LOD/Units	Method	Customer Sample R	TPE_5015	TPE_5016	TPE_5016	TPE_5016	TPE_5016	TPE_5017
			Depth (m)	3.80	0.20	1.20	3.50	3.80	0.30
			Sample Type	Soil/Solid	Soil/Solid	Soil/Solid	Soil/Solid	Soil/Solid	Soil/Solid
			Date Sampled	03/06/2014	03/06/2014	03/06/2014	03/06/2014	03/06/2014	03/06/2014
			Sample Time	.	.	.	.	.	.
			Date Received	04/06/2014	04/06/2014	04/06/2014	04/06/2014	04/06/2014	04/06/2014
			SDG Ref	140604-97	140604-97	140604-97	140604-97	140604-97	140604-97
			Lab Sample No.(s)	9388536	9388544	9388548	9388552	9388556	9388560
			AGS Reference						
Naphthalene-d8 % recovery**	%	TM218		105	104	102	95.5	102	113
Acenaphthene-d10 % recovery**	%	TM218		107	109	98	95.9	102	111
Phenanthrene-d10 % recovery**	%	TM218		106	104	92.5	91.7	97.8	108
Chrysene-d12 % recovery**	%	TM218		86.6	106	86.5	81.1	86.4	104
Perylene-d12 % recovery**	%	TM218		76.7	116	84.9	80.6	86.5	112
Naphthalene	<9 µg/kg	TM218		246 M	<9 M	174 M	22.9 M	88 M	26.9 M
Acenaphthylene	<12 µg/kg	TM218		<12 M	36.1 M	<12 M	<12 M	<12 M	22.3 M
Acenaphthene	<8 µg/kg	TM218		322 M	95.3 M	257 M	18.1 M	61.9 M	19.5 M
Fluorene	<10 µg/kg	TM218		631 M	112 M	601 M	51.9 M	144 M	45 M
Phenanthrene	<15 µg/kg	TM218		1610 M	830 M	1220 M	195 M	398 M	275 M
Anthracene	<16 µg/kg	TM218		336 M	708 M	288 M	24.5 M	64.1 M	88.7 M
Fluoranthene	<17 µg/kg	TM218		75.4 M	808 M	65.1 M	70 M	34.3 M	459 M
Pyrene	<15 µg/kg	TM218		103 M	1110 M	98.9 M	64.8 M	59.5 M	513 M
Benz(a)anthracene	<14 µg/kg	TM218		<14 M	411 M	17 M	28.1 M	<14 M	256 M
Chrysene	<10 µg/kg	TM218		47 M	562 M	95.2 M	60 M	98.6 M	348 M
Benzo(b)fluoranthene	<15 µg/kg	TM218		37.3 M	631 M	81 M	53.3 M	67.5 M	400 M
Benzo(k)fluoranthene	<14 µg/kg	TM218		<14 M	218 M	<14 M	<14 M	<14 M	169 M
Benzo(a)pyrene	<15 µg/kg	TM218		<15 M	370 M	<15 M	24 M	<15 M	330 M
Indeno(1,2,3-cd)pyrene	<18 µg/kg	TM218		<18 M	237 M	<18 M	<18 M	<18 M	271 M
Dibenzo(a,h)anthracene	<23 µg/kg	TM218		<23 M	103 M	<23 M	<23 M	<23 M	84.7 M
Benzo(g,h,i)perylene	<24 µg/kg	TM218		<24 M	319 M	<24 M	<24 M	<24 M	360 M
PAH, Total Detected USEPA 16	<118 µg/kg	TM218		3400	6550	2900	612	1020	3670

CERTIFICATE OF ANALYSIS

SDG:	140604-97	**Location:**	Coed Darcy	**Order Number:**	CD0698
Job:	H_ATKINS_LDC-224	**Customer:**	Atkins Global Ltd	**Report Number:**	274671
Client Reference:	Site Wide Trial Pitting	**Attention:**	Fiona McMillan	**Superseded Report:**	

PAH by GCMS

Results Legend	
#	ISO17025 accredited.
M	*m*CERTS accredited.
aq	Aqueous / settled sample.
diss.filt	Dissolved / filtered sample.
tot.unfilt	Total / unfiltered sample.
*	Subcontracted test.
**	% recovery of the surrogate standard to check the efficiency of the method. The results of individual compounds within samples aren't corrected for the recovery
(F)	Trigger breach confirmed
1-5&+§@	Sample deviation (see appendix)

Component	LOD/Units	Method	Customer Sample R	TPE_5017	TPE_5017	TPE_5017	TPE_5018	TPE_5018	TPE_5018
			Depth (m)	1.30	2.80	3.90	0.30	1.50	2.50
			Sample Type	Soil/Solid	Soil/Solid	Soil/Solid	Soil/Solid	Soil/Solid	Soil/Solid
			Date Sampled	03/06/2014	03/06/2014	03/06/2014	03/06/2014	03/06/2014	03/06/2014
			Sample Time	.	.	.	.	.	.
			Date Received	04/06/2014	04/06/2014	04/06/2014	04/06/2014	04/06/2014	04/06/2014
			SDG Ref	140604-97	140604-97	140604-97	140604-97	140604-97	140604-97
			Lab Sample No.(s)	9388564	9388568	9388572	9388576	9388580	9388588
			AGS Reference						
Naphthalene-d8 % recovery**	%	TM218		124	108	112	107	101	105
Acenaphthene-d10 % recovery**	%	TM218		126	110	114	107	103	108
Phenanthrene-d10 % recovery**	%	TM218		127	110	113	107	103	107
Chrysene-d12 % recovery**	%	TM218		110	93.9	96.1	96.1	84.6	88.6
Perylene-d12 % recovery**	%	TM218		108	86.3	89.6	96.6	74.3	79.5
Naphthalene	<9 µg/kg	TM218		104 M	555 M	360 M	26.6 M	242 M	139 M
Acenaphthylene	<12 µg/kg	TM218		129 M	<12 M	<12 M	<12 M	<12 M	<12 M
Acenaphthene	<8 µg/kg	TM218		196 M	343 M	222 M	<8 M	882 M	320 M
Fluorene	<10 µg/kg	TM218		332 M	673 M	474 M	<10 M	1770 M	518 M
Phenanthrene	<15 µg/kg	TM218		692 M	1430 M	1240 M	94.8 M	4160 M	983 M
Anthracene	<16 µg/kg	TM218		698 M	328 M	252 M	64.2 M	893 M	282 M
Fluoranthene	<17 µg/kg	TM218		298 M	54.3 M	35.6 M	138 M	59.8 M	31.7 M
Pyrene	<15 µg/kg	TM218		1430 M	86.3 M	70.1 M	173 M	190 M	47.2 M
Benz(a)anthracene	<14 µg/kg	TM218		139 M	19.1 M	<14 M	64.8 M	<14 M	<14 M
Chrysene	<10 µg/kg	TM218		330 M	78.4 M	34.8 M	90.5 M	24.7 M	46.6 M
Benzo(b)fluoranthene	<15 µg/kg	TM218		239 M	66.8 M	43.1 M	120 M	<15 M	50 M
Benzo(k)fluoranthene	<14 µg/kg	TM218		<70 M	<14 M	<14 M	35.3 M	<14 M	<14 M
Benzo(a)pyrene	<15 µg/kg	TM218		<75 M	<15 M	<15 M	67.1 M	<15 M	<15 M
Indeno(1,2,3-cd)pyrene	<18 µg/kg	TM218		<90 M	<18 M	<18 M	43.3 M	<18 M	<18 M
Dibenzo(a,h)anthracene	<23 µg/kg	TM218		<115 M	<23 M	<23 M	<23 M	<23 M	<23 M
Benzo(g,h,i)perylene	<24 µg/kg	TM218		<120 M	<24 M	<24 M	64.5 M	<24 M	<24 M
PAH, Total Detected USEPA 16	<118 µg/kg	TM218		4580	3630	2730	983	8210	2420

CERTIFICATE OF ANALYSIS

SDG:	140604-97	**Location:**	Coed Darcy	**Order Number:**	CD0698
Job:	H_ATKINS_LDC-224	**Customer:**	Atkins Global Ltd	**Report Number:**	274671
Client Reference:	Site Wide Trial Pitting	**Attention:**	Fiona McMillan	**Superseded Report:**	

PAH by GCMS

Results Legend	
#	ISO17025 accredited.
M	*m*CERTS accredited.
aq	Aqueous / settled sample.
diss.filt	Dissolved / filtered sample.
tot.unfilt	Total / unfiltered sample.
*	Subcontracted test.
**	% recovery of the surrogate standard to check the efficiency of the method. The results of individual compounds within samples aren't corrected for the recovery
(F)	Trigger breach confirmed
1-5&+§@	Sample deviation (see appendix)

Component	LOD/Units	Method	Customer Sample R	TPE_5018	TPE_5019	TPE_5019	TPE_5021	TPE_5021	TPE_5021
			Depth (m)	3.80	0.50	1.50	0.10	1.00	2.00
			Sample Type	Soil/Solid	Soil/Solid	Soil/Solid	Soil/Solid	Soil/Solid	Soil/Solid
			Date Sampled	03/06/2014	03/06/2014	03/06/2014	03/06/2014	03/06/2014	03/06/2014
			Sample Time	.	.	.	.	.	.
			Date Received	04/06/2014	04/06/2014	04/06/2014	04/06/2014	04/06/2014	04/06/2014
			SDG Ref	140604-97	140604-97	140604-97	140604-97	140604-97	140604-97
			Lab Sample No.(s)	9388592	9388701	9388706	9388914	9388931	9388941
			AGS Reference						
Naphthalene-d8 % recovery**	%	TM218		109	103	101	110	104	98.3
Acenaphthene-d10 % recovery**	%	TM218		110	100	101	109	102	93.4
Phenanthrene-d10 % recovery**	%	TM218		110	99.2	94.6	109	99.9	96.2
Chrysene-d12 % recovery**	%	TM218		98.3	98.6	87.9	102	96.4	97.2
Perylene-d12 % recovery**	%	TM218		95.3	102	88.3	97.9	101	103
Naphthalene	<9 µg/kg	TM218		174 M	73.7 M	<9 M	142 M	27.5 M	<9 M
Acenaphthylene	<12 µg/kg	TM218		<12 M	154 M	<12 M	160 M	43.4 M	<12 M
Acenaphthene	<8 µg/kg	TM218		198 M	294 M	69.4 M	412 M	46.7 M	<8 M
Fluorene	<10 µg/kg	TM218		329 M	648 M	358 M	403 M	96.3 M	<10 M
Phenanthrene	<15 µg/kg	TM218		780 M	660 M	678 M	6040 M	425 M	62.8 M
Anthracene	<16 µg/kg	TM218		304 M	305 M	235 M	1090 M	246 M	28.8 M
Fluoranthene	<17 µg/kg	TM218		71 M	157 M	82.4 M	12400 M	579 M	36.5 M
Pyrene	<15 µg/kg	TM218		180 M	269 M	157 M	9750 M	666 M	76.7 M
Benz(a)anthracene	<14 µg/kg	TM218		23.3 M	58.9 M	23.1 M	4670 M	248 M	<14 M
Chrysene	<10 µg/kg	TM218		95.4 M	95.5 M	61.7 M	6020 M	442 M	<10 M
Benzo(b)fluoranthene	<15 µg/kg	TM218		58.6 M	126 M	50 M	6380 M	364 M	<15 M
Benzo(k)fluoranthene	<14 µg/kg	TM218		<14 M	38.6 M	<14 M	2330 M	109 M	<14 M
Benzo(a)pyrene	<15 µg/kg	TM218		<15 M	137 M	19 M	4130 M	253 M	<15 M
Indeno(1,2,3-cd)pyrene	<18 µg/kg	TM218		<18 M	149 M	<18 M	2710 M	190 M	<18 M
Dibenzo(a,h)anthracene	<23 µg/kg	TM218		<23 M	29.1 M	<23 M	914 M	61.7 M	<23 M
Benzo(g,h,i)perylene	<24 µg/kg	TM218		<24 M	197 M	<24 M	2930 M	221 M	<24 M
PAH, Total Detected USEPA 16	<118 µg/kg	TM218		2210	3390	1730	60500	4020	205

CERTIFICATE OF ANALYSIS

SDG:	140604-97	**Location:**	Coed Darcy	**Order Number:**	CD0698
Job:	H_ATKINS_LDC-224	**Customer:**	Atkins Global Ltd	**Report Number:**	274671
Client Reference:	Site Wide Trial Pitting	**Attention:**	Fiona McMillan	**Superseded Report:**	

PAH by GCMS

Results Legend

#	ISO17025 accredited.
M	*m*CERTS accredited.
aq	Aqueous / settled sample.
diss.filt	Dissolved / filtered sample.
tot.unfilt	Total / unfiltered sample.
*	Subcontracted test.
**	% recovery of the surrogate standard to check the efficiency of the method. The results of individual compounds within samples aren't corrected for the recovery
(F)	Trigger breach confirmed
1-5&+§@	Sample deviation (see appendix)

Component	LOD/Units	Method	Customer Sample R	TPE_5022	TPE_5022	TPE_5022	TPE_5023	TPE_5023	TPE_5023
			Depth (m)	0.20	1.50	2.50	0.30	1.00	2.00
			Sample Type	Soil/Solid	Soil/Solid	Soil/Solid	Soil/Solid	Soil/Solid	Soil/Solid
			Date Sampled	03/06/2014	03/06/2014	03/06/2014	03/06/2014	03/06/2014	03/06/2014
			Sample Time	.	.	.	.	.	.
			Date Received	04/06/2014	04/06/2014	04/06/2014	04/06/2014	04/06/2014	04/06/2014
			SDG Ref	140604-97	140604-97	140604-97	140604-97	140604-97	140604-97
			Lab Sample No.(s)	9388953	9388968	9388979	9388986	9388994	9389003
			AGS Reference						
Naphthalene-d8 % recovery**	%	TM218		115	119	104	109	108	114
Acenaphthene-d10 % recovery**	%	TM218		117	122	103	110	109	112
Phenanthrene-d10 % recovery**	%	TM218		116	117	101	107	109	109
Chrysene-d12 % recovery**	%	TM218		105	118	93.6	97.6	98.6	99.9
Perylene-d12 % recovery**	%	TM218		103	124	92.2	94.9	97	104
Naphthalene	<9 µg/kg	TM218		354 M	468 M	65.3 M	310 M	202 M	124 M
Acenaphthylene	<12 µg/kg	TM218		466 M	540 M	<12 M	380 M	154 M	73.6 M
Acenaphthene	<8 µg/kg	TM218		354 M	2610 M	26.1 M	228 M	90.8 M	<40 M
Fluorene	<10 µg/kg	TM218		675 M	3840 M	65.9 M	389 M	256 M	184 M
Phenanthrene	<15 µg/kg	TM218		1380 M	12000 M	341 M	1150 M	752 M	421 M
Anthracene	<16 µg/kg	TM218		2110 M	6590 M	70.5 M	1720 M	839 M	267 M
Fluoranthene	<17 µg/kg	TM218		1060 M	2470 M	52.9 M	469 M	444 M	396 M
Pyrene	<15 µg/kg	TM218		3980 M	6080 M	77 M	2840 M	2320 M	559 M
Benz(a)anthracene	<14 µg/kg	TM218		610 M	673 M	<14 M	358 M	321 M	187 M
Chrysene	<10 µg/kg	TM218		3320 M	3040 M	88.3 M	2690 M	1790 M	308 M
Benzo(b)fluoranthene	<15 µg/kg	TM218		1120 M	919 M	80.4 M	748 M	465 M	328 M
Benzo(k)fluoranthene	<14 µg/kg	TM218		397 M	260 M	<14 M	205 M	180 M	120 M
Benzo(a)pyrene	<15 µg/kg	TM218		631 M	497 M	<15 M	430 M	331 M	210 M
Indeno(1,2,3-cd)pyrene	<18 µg/kg	TM218		577 M	357 M	<18 M	469 M	336 M	272 M
Dibenzo(a,h)anthracene	<23 µg/kg	TM218		320 M	<230 M	<23 M	<230 M	<115 M	<115 M
Benzo(g,h,i)perylene	<24 µg/kg	TM218		956 M	427 M	<24 M	784 M	566 M	408 M
PAH, Total Detected USEPA 16	<118 µg/kg	TM218		18300	40800	868	13200	9050	3860

CERTIFICATE OF ANALYSIS

SDG:	140604-97	**Location:**	Coed Darcy	**Order Number:**	CD0698
Job:	H_ATKINS_LDC-224	**Customer:**	Atkins Global Ltd	**Report Number:**	274671
Client Reference:	Site Wide Trial Pitting	**Attention:**	Fiona McMillan	**Superseded Report:**	

PAH by GCMS

Results Legend	
#	ISO17025 accredited.
M	*m*CERTS accredited.
aq	Aqueous / settled sample.
diss.filt	Dissolved / filtered sample.
tot.unfilt	Total / unfiltered sample.
*	Subcontracted test.
**	% recovery of the surrogate standard to check the efficiency of the method. The results of individual compounds within samples aren't corrected for the recovery
(F)	Trigger breach confirmed
1-5&+§@	Sample deviation (see appendix)

Component	LOD/Units	Method	Customer Sample R	TPE_5023	TPE_5024	TPE_5024	TPE_5024	TPE_5024	TPE_5025
			Depth (m)	3.00	0.10	1.20	2.20	3.20	0.20
			Sample Type	Soil/Solid	Soil/Solid	Soil/Solid	Soil/Solid	Soil/Solid	Soil/Solid
			Date Sampled	03/06/2014	03/06/2014	03/06/2014	03/06/2014	03/06/2014	03/06/2014
			Sample Time	.	.	.	.	.	.
			Date Received	04/06/2014	04/06/2014	04/06/2014	04/06/2014	04/06/2014	04/06/2014
			SDG Ref	140604-97	140604-97	140604-97	140604-97	140604-97	140604-97
			Lab Sample No.(s)	9389011	9389016	9389028	9389033	9389038	9389043
			AGS Reference						
Naphthalene-d8 % recovery**	%	TM218		106	108	119	114	113	106
Acenaphthene-d10 % recovery**	%	TM218		107	111	115	109	105	107
Phenanthrene-d10 % recovery**	%	TM218		109	110	94.5	98.8	91.5	108
Chrysene-d12 % recovery**	%	TM218		98.5	101	98	119	101	99.6
Perylene-d12 % recovery**	%	TM218		91.3	96.8	101	120	105	97
Naphthalene	<9 µg/kg	TM218		223 M	266 M	196 M	261 M	74.1 M	152 M
Acenaphthylene	<12 µg/kg	TM218		222 M	306 M	185 M	128 M	62.6 M	298 M
Acenaphthene	<8 µg/kg	TM218		193 M	550 M	510 M	142 M	87.2 M	190 M
Fluorene	<10 µg/kg	TM218		624 M	1110 M	712 M	338 M	164 M	326 M
Phenanthrene	<15 µg/kg	TM218		807 M	1920 M	1540 M	563 M	201 M	833 M
Anthracene	<16 µg/kg	TM218		391 M	2300 M	1480 M	181 M	138 M	813 M
Fluoranthene	<17 µg/kg	TM218		212 M	982 M	1100 M	<17 M	40.2 M	378 M
Pyrene	<15 µg/kg	TM218		394 M	3450 M	2110 M	<15 M	<15 M	1130 M
Benz(a)anthracene	<14 µg/kg	TM218		83.4 M	382 M	472 M	<14 M	<14 M	352 M
Chrysene	<10 µg/kg	TM218		209 M	2460 M	877 M	<10 M	<10 M	1020 M
Benzo(b)fluoranthene	<15 µg/kg	TM218		202 M	543 M	641 M	<15 M	<15 M	309 M
Benzo(k)fluoranthene	<14 µg/kg	TM218		62 M	189 M	231 M	<14 M	<14 M	131 M
Benzo(a)pyrene	<15 µg/kg	TM218		106 M	345 M	545 M	<15 M	<15 M	237 M
Indeno(1,2,3-cd)pyrene	<18 µg/kg	TM218		105 M	290 M	437 M	<18 M	<18 M	152 M
Dibenzo(a,h)anthracene	<23 µg/kg	TM218		39.7 M	<230 M	179 M	<23 M	<23 M	152 M
Benzo(g,h,i)perylene	<24 µg/kg	TM218		158 M	507 M	597 M	<24 M	<24 M	263 M
PAH, Total Detected USEPA 16	<118 µg/kg	TM218		4030	15600	11800	1610	768	6730

CERTIFICATE OF ANALYSIS

SDG:	140604-97	**Location:**	Coed Darcy	**Order Number:**	CD0698
Job:	H_ATKINS_LDC-224	**Customer:**	Atkins Global Ltd	**Report Number:**	274671
Client Reference:	Site Wide Trial Pitting	**Attention:**	Fiona McMillan	**Superseded Report:**	

PAH by GCMS

Results Legend

#	ISO17025 accredited.
M	*m*CERTS accredited.
aq	Aqueous / settled sample.
diss.filt	Dissolved / filtered sample.
tot.unfilt	Total / unfiltered sample.
*	Subcontracted test.
**	% recovery of the surrogate standard to check the efficiency of the method. The results of individual compounds within samples aren't corrected for the recovery
(F)	Trigger breach confirmed
1-5&+§@	Sample deviation (see appendix)

Component	LOD/Units	Method	Customer Sample R	TPE_5025	TPE_5025	TPE_5025	TPE_5026	TPE_5026	TPE_5026
			Depth (m)	1.20	2.20	3.20	0.10	1.50	2.50
			Sample Type	Soil/Solid	Soil/Solid	Soil/Solid	Soil/Solid	Soil/Solid	Soil/Solid
			Date Sampled	03/06/2014	03/06/2014	03/06/2014	03/06/2014	03/06/2014	03/06/2014
			Sample Time	.	.	.	.	.	.
			Date Received	04/06/2014	04/06/2014	04/06/2014	04/06/2014	04/06/2014	04/06/2014
			SDG Ref	140604-97	140604-97	140604-97	140604-97	140604-97	140604-97
			Lab Sample No.(s)	9389048	9389053	9389057	9389061	9389065	9389070
			AGS Reference						
Naphthalene-d8 % recovery**	%	TM218		106	125	107	108	122	125
Acenaphthene-d10 % recovery**	%	TM218		109	110	110	109	121	130
Phenanthrene-d10 % recovery**	%	TM218		111	101	111	109	119	128
Chrysene-d12 % recovery**	%	TM218		99.2	101	102	96.7	107	124
Perylene-d12 % recovery**	%	TM218		101	112	102	87.4	98.2	117
Naphthalene	<9 µg/kg	TM218		123 M	48.9 M	761 M	60.6 M	188 M	573 M
Acenaphthylene	<12 µg/kg	TM218		222 M	112 M	<12 M	82.6 M	18.8 M	324 M
Acenaphthene	<8 µg/kg	TM218		684 M	173 M	978 M	239 M	25.1 M	445 M
Fluorene	<10 µg/kg	TM218		1210 M	363 M	1750 M	210 M	71.3 M	755 M
Phenanthrene	<15 µg/kg	TM218		6140 M	708 M	3080 M	1160 M	316 M	1000 M
Anthracene	<16 µg/kg	TM218		4360 M	465 M	900 M	576 M	90.4 M	409 M
Fluoranthene	<17 µg/kg	TM218		7830 M	146 M	237 M	705 M	358 M	110 M
Pyrene	<15 µg/kg	TM218		9280 M	616 M	484 M	1170 M	346 M	195 M
Benz(a)anthracene	<14 µg/kg	TM218		2930 M	205 M	89.4 M	307 M	145 M	101 M
Chrysene	<10 µg/kg	TM218		3950 M	286 M	415 M	810 M	254 M	207 M
Benzo(b)fluoranthene	<15 µg/kg	TM218		3620 M	267 M	232 M	400 M	236 M	214 M
Benzo(k)fluoranthene	<14 µg/kg	TM218		1330 M	78.8 M	26.6 M	119 M	83.9 M	55.4 M
Benzo(a)pyrene	<15 µg/kg	TM218		2400 M	233 M	102 M	217 M	133 M	120 M
Indeno(1,2,3-cd)pyrene	<18 µg/kg	TM218		1400 M	100 M	25.5 M	158 M	110 M	84.7 M
Dibenzo(a,h)anthracene	<23 µg/kg	TM218		496 M	119 M	38.5 M	<115 M	42.9 M	30.9 M
Benzo(g,h,i)perylene	<24 µg/kg	TM218		1740 M	175 M	51.2 M	274 M	160 M	111 M
PAH, Total Detected USEPA 16	<118 µg/kg	TM218		47700	4100	9160	6500	2580	4730

CERTIFICATE OF ANALYSIS

SDG:	140604-97	**Location:**	Coed Darcy	**Order Number:**	CD0698
Job:	H_ATKINS_LDC-224	**Customer:**	Atkins Global Ltd	**Report Number:**	274671
Client Reference:	Site Wide Trial Pitting	**Attention:**	Fiona McMillan	**Superseded Report:**	

PAH by GCMS

Results Legend

#	ISO17025 accredited.
M	*m*CERTS accredited.
aq	Aqueous / settled sample.
diss.filt	Dissolved / filtered sample.
tot.unfilt	Total / unfiltered sample.
*	Subcontracted test.
**	% recovery of the surrogate standard to check the efficiency of the method. The results of individual compounds within samples aren't corrected for the recovery
(F)	Trigger breach confirmed
1-5&+§@	Sample deviation (see appendix)

Component	LOD/Units	Method	Customer Sample R	TPE_5026	TPE_5027	TPE_5027	TPE_5027	TPE_5027	TPE_5028
			Depth (m)	3.50	0.10	1.50	2.50	4.00	0.50
			Sample Type	Soil/Solid	Soil/Solid	Soil/Solid	Soil/Solid	Soil/Solid	Soil/Solid
			Date Sampled	03/06/2014	03/06/2014	03/06/2014	03/06/2014	03/06/2014	03/06/2014
			Sample Time	.	.	.	.	.	.
			Date Received	04/06/2014	04/06/2014	04/06/2014	04/06/2014	04/06/2014	04/06/2014
			SDG Ref	140604-97	140604-97	140604-97	140604-97	140604-97	140604-97
			Lab Sample No.(s)	9389078	9389083	9389087	9389091	9389095	9388714
			AGS Reference						
Naphthalene-d8 % recovery**	%	TM218		105	127	106	105	111	109
Acenaphthene-d10 % recovery**	%	TM218		104	127	105	107	113	107
Phenanthrene-d10 % recovery**	%	TM218		102	126	87.3	108	113	87.2
Chrysene-d12 % recovery**	%	TM218		99.3	117	97.1	98.6	104	95.9
Perylene-d12 % recovery**	%	TM218		104	109	97.4	88.8	95.4	100
Naphthalene	<9 µg/kg	TM218		194 M	29.8 M	121 M	446 M	124 M	1020 M
Acenaphthylene	<12 µg/kg	TM218		121 M	21.9 M	108 M	<12 M	62.8 M	168 M
Acenaphthene	<8 µg/kg	TM218		300 M	14.6 M	410 M	810 M	188 M	634 M
Fluorene	<10 µg/kg	TM218		715 M	35.4 M	290 M	1860 M	427 M	553 M
Phenanthrene	<15 µg/kg	TM218		848 M	367 M	4150 M	2040 M	780 M	1410 M
Anthracene	<16 µg/kg	TM218		226 M	90 M	714 M	491 M	169 M	360 M
Fluoranthene	<17 µg/kg	TM218		58.2 M	352 M	8340 M	61.1 M	67.1 M	2250 M
Pyrene	<15 µg/kg	TM218		109 M	366 M	6530 M	86.7 M	91.8 M	2020 M
Benz(a)anthracene	<14 µg/kg	TM218		21.8 M	158 M	3650 M	17.6 M	23.7 M	1180 M
Chrysene	<10 µg/kg	TM218		101 M	311 M	3280 M	93.6 M	156 M	1580 M
Benzo(b)fluoranthene	<15 µg/kg	TM218		54.1 M	293 M	3500 M	54.5 M	95.8 M	2240 M
Benzo(k)fluoranthene	<14 µg/kg	TM218		<14 M	83.5 M	1990 M	<14 M	<14 M	773 M
Benzo(a)pyrene	<15 µg/kg	TM218		19.3 M	149 M	3610 M	<15 M	19.3 M	1640 M
Indeno(1,2,3-cd)pyrene	<18 µg/kg	TM218		<18 M	111 M	2240 M	<18 M	<18 M	1350 M
Dibenzo(a,h)anthracene	<23 µg/kg	TM218		<23 M	32.1 M	664 M	<23 M	<23 M	422 M
Benzo(g,h,i)perylene	<24 µg/kg	TM218		<24 M	136 M	2810 M	<24 M	<24 M	1720 M
PAH, Total Detected USEPA 16	<118 µg/kg	TM218		2770	2550	42400	5960	2200	19300

CERTIFICATE OF ANALYSIS

SDG:	140604-97	**Location:**	Coed Darcy	**Order Number:**	CD0698
Job:	H_ATKINS_LDC-224	**Customer:**	Atkins Global Ltd	**Report Number:**	274671
Client Reference:	Site Wide Trial Pitting	**Attention:**	Fiona McMillan	**Superseded Report:**	

PAH by GCMS

Results Legend	
#	ISO17025 accredited.
M	*m*CERTS accredited.
aq	Aqueous / settled sample.
diss.filt	Dissolved / filtered sample.
tot.unfilt	Total / unfiltered sample.
*	Subcontracted test.
**	% recovery of the surrogate standard to check the efficiency of the method. The results of individual compounds within samples aren't corrected for the recovery
(F)	Trigger breach confirmed
1-5&+§@	Sample deviation (see appendix)

Component	LOD/Units	Method	Customer Sample R	TPE_5028	TPE_5028	TPE_5029	TPE_5029	TPE_5029	TPE_5029
			Depth (m)	1.50	2.50	0.50	1.50	2.50	3.50
			Sample Type	Soil/Solid	Soil/Solid	Soil/Solid	Soil/Solid	Soil/Solid	Soil/Solid
			Date Sampled	03/06/2014	03/06/2014	03/06/2014	03/06/2014	03/06/2014	03/06/2014
			Sample Time	.	.	.	.	.	.
			Date Received	04/06/2014	04/06/2014	04/06/2014	04/06/2014	04/06/2014	04/06/2014
			SDG Ref	140604-97	140604-97	140604-97	140604-97	140604-97	140604-97
			Lab Sample No.(s)	9388719	9388724	9388732	9388746	9388754	9388760
			AGS Reference						
Naphthalene-d8 % recovery**	%	TM218		104	100	96.2	111	102	97.5
Acenaphthene-d10 % recovery**	%	TM218		101	105	92.3	98.2	106	98.9
Phenanthrene-d10 % recovery**	%	TM218		95.8	103	102	90.3	101	94.6
Chrysene-d12 % recovery**	%	TM218		82.5	98.1	101	107	100	84.9
Perylene-d12 % recovery**	%	TM218		76.9	100	109	120	98.4	84.7
Naphthalene	<9 µg/kg	TM218		18.6 M	<9 M	136 M	<9 M	<9 M	10 M
Acenaphthylene	<12 µg/kg	TM218		<12 M	<12 M	53.5 M	<12 M	<12 M	<12 M
Acenaphthene	<8 µg/kg	TM218		<8 M	<8 M	245 M	<8 M	<8 M	<8 M
Fluorene	<10 µg/kg	TM218		<10 M	<10 M	366 M	<10 M	<10 M	<10 M
Phenanthrene	<15 µg/kg	TM218		221 M	<15 M	2230 M	<15 M	190 M	83.4 M
Anthracene	<16 µg/kg	TM218		<16 M	<16 M	537 M	<16 M	<16 M	<16 M
Fluoranthene	<17 µg/kg	TM218		32.5 M	<17 M	3190 M	<17 M	20.2 M	<17 M
Pyrene	<15 µg/kg	TM218		21.9 M	<15 M	2590 M	<15 M	<15 M	<15 M
Benz(a)anthracene	<14 µg/kg	TM218		<14 M	<14 M	1480 M	<14 M	<14 M	<14 M
Chrysene	<10 µg/kg	TM218		34.6 M	<10 M	1430 M	<10 M	<10 M	30.7 M
Benzo(b)fluoranthene	<15 µg/kg	TM218		58.4 M	<15 M	2150 M	<15 M	<15 M	23 M
Benzo(k)fluoranthene	<14 µg/kg	TM218		<14 M	<14 M	745 M	<14 M	<14 M	<14 M
Benzo(a)pyrene	<15 µg/kg	TM218		<15 M	<15 M	1360 M	<15 M	<15 M	<15 M
Indeno(1,2,3-cd)pyrene	<18 µg/kg	TM218		<18 M	<18 M	939 M	<18 M	<18 M	<18 M
Dibenzo(a,h)anthracene	<23 µg/kg	TM218		<23 M	<23 M	293 M	<23 M	<23 M	<23 M
Benzo(g,h,i)perylene	<24 µg/kg	TM218		<24 M	<24 M	1230 M	<24 M	<24 M	<24 M
PAH, Total Detected USEPA 16	<118 µg/kg	TM218		387	<118	19000	<118	210	147