CERTIFICATE OF ANALYSIS

SDG:	140722-32	**Location:**	Coed Darcy	**Order Number:**	CD0753
Job:	H_ATKINS_LDC-224	**Customer:**	Atkins Global Ltd	**Report Number:**	291717
Client Reference:	Site Wide Trial Pitting	**Attention:**	Jack Lowrie	**Superseded Report:**	279324

PAH by GCMS

Results Legend	
#	ISO17025 accredited.
M	*m*CERTS accredited.
aq	Aqueous / settled sample.
diss.filt	Dissolved / filtered sample.
tot.unfilt	Total / unfiltered sample.
*	Subcontracted test.
**	% recovery of the surrogate standard to check the efficiency of the method. The results of individual compounds within samples aren't corrected for the recovery
(F)	Trigger breach confirmed
1-5&+§@	Sample deviation (see appendix)

Component	LOD/Units	Method	Customer Sample Ref.	TPE 1822	TPE 1822				
			Depth (m)	1.50	2.50				
			Sample Type	Soil/Solid	Soil/Solid				
			Date Sampled	18/07/2014	18/07/2014				
			Sample Time	.	.				
			Date Received	22/07/2014	22/07/2014				
			SDG Ref	140722-32	140722-32				
			Lab Sample No.(s)	9664132	9664136				
			AGS Reference						
Naphthalene-d8 % recovery**	%	TM218		105	108				
Acenaphthene-d10 % recovery**	%	TM218		103	105				
Phenanthrene-d10 % recovery**	%	TM218		99.6	102				
Chrysene-d12 % recovery**	%	TM218		89.4	91.5				
Perylene-d12 % recovery**	%	TM218		83.4	84.2				
Naphthalene	<9 µg/kg	TM218		12.8 M	31.6 M				
Acenaphthylene	<12 µg/kg	TM218		<12 M	<12 M				
Acenaphthene	<8 µg/kg	TM218		<8 M	<8 M				
Fluorene	<10 µg/kg	TM218		<10 M	<10 M				
Phenanthrene	<15 µg/kg	TM218		129 M	185 M				
Anthracene	<16 µg/kg	TM218		<16 M	<16 M				
Fluoranthene	<17 µg/kg	TM218		<17 M	<17 M				
Pyrene	<15 µg/kg	TM218		<15 M	<15 M				
Benz(a)anthracene	<14 µg/kg	TM218		<14 M	<14 M				
Chrysene	<10 µg/kg	TM218		57.2 M	44.6 M				
Benzo(b)fluoranthene	<15 µg/kg	TM218		38.2 M	42.6 M				
Benzo(k)fluoranthene	<14 µg/kg	TM218		<14 M	<14 M				
Benzo(a)pyrene	<15 µg/kg	TM218		<15 M	<15 M				
Indeno(1,2,3-cd)pyrene	<18 µg/kg	TM218		<18 M	<18 M				
Dibenzo(a,h)anthracene	<23 µg/kg	TM218		<23 M	<23 M				
Benzo(g,h,i)perylene	<24 µg/kg	TM218		<24 M	<24 M				
PAH, Total Detected USEPA 16	<118 µg/kg	TM218		238	304				

CERTIFICATE OF ANALYSIS

SDG: 140722-32 **Location:** Coed Darcy **Order Number:** CD0753
Job: H_ATKINS_LDC-224 **Customer:** Atkins Global Ltd **Report Number:** 291717
Client Reference: Site Wide Trial Pitting **Attention:** Jack Lowrie **Superseded Report:** 279324

TPH CWG (S)

Results Legend
- **#** ISO17025 accredited.
- **M** *m*CERTS accredited.
- **aq** Aqueous / settled sample.
- **diss.filt** Dissolved / filtered sample.
- **tot.unfilt** Total / unfiltered sample.
- ***** Subcontracted test.
- ****** % recovery of the surrogate standard to check the efficiency of the method. The results of individual compounds within samples aren't corrected for the recovery
- **(F)** Trigger breach confirmed
- **1-5&+§@** Sample deviation (see appendix)

Component	LOD/Units	Method	Customer Sample Ref.	IP 194	IP 194	IP 194	IP 194	IP 198	IP 198
			Depth (m)	0.50	1.50	2.50	3.50	0.50	1.50
			Sample Type	Soil/Solid	Soil/Solid	Soil/Solid	Soil/Solid	Soil/Solid	Soil/Solid
			Date Sampled	18/07/2014	18/07/2014	18/07/2014	18/07/2014	18/07/2014	18/07/2014
			Sample Time	.	.	.	.	.	.
			Date Received	22/07/2014	22/07/2014	22/07/2014	22/07/2014	22/07/2014	22/07/2014
			SDG Ref	140722-32	140722-32	140722-32	140722-32	140722-32	140722-32
			Lab Sample No.(s)	9663866	9663871	9663876	9663882	9663820	9663829
			AGS Reference						
GRO Surrogate % recovery**	%	TM089		49 @	90 @	133	130 @	63 @	71
GRO TOT (Moisture Corrected)	<44 µg/kg	TM089		806 @ M	286000 @ M	88300 M	512000 @ M	<176 @ M	83000 M
Methyl tertiary butyl ether (MTBE)	<5 µg/kg	TM089		<20 @ M	<20 @ M	<20 M	<100 @ M	<20 @ M	<20 M
Benzene	<10 µg/kg	TM089		<40 @ M	<40 @ M	<40 M	<200 @ M	<40 @ M	<40 M
Toluene	<2 µg/kg	TM089		<8 @ M	<8 @ M	<8 M	<40 @ M	<8 @ M	<8 M
Ethylbenzene	<3 µg/kg	TM089		<12 @ M	<12 @ M	<12 M	<60 @ M	<12 @ M	<12 M
m,p-Xylene	<6 µg/kg	TM089		<24 @ M	<24 @ M	<24 M	<120 @ M	<24 @ M	<24 M
o-Xylene	<3 µg/kg	TM089		<12 @ M	<12 @ M	<12 M	<60 @ M	<12 @ M	<12 M
sum of detected mpo xylene by GC	<9 µg/kg	TM089		<36 @	<36 @	<36	<180 @	<36 @	<36
sum of detected BTEX by GC	<24 µg/kg	TM089		<96 @	<96 @	<96	<480 @	<96 @	<96
Aliphatics >C5-C6	<10 µg/kg	TM089		<40 @	450 @	55.9	306 @	<40 @	206
Aliphatics >C6-C8	<10 µg/kg	TM089		215 @	54600 @	6810	40400 @	<40 @	2770
Aliphatics >C8-C10	<10 µg/kg	TM089		247 @	117000 @	41400	224000 @	<40 @	30400
Aliphatics >C10-C12	<10 µg/kg	TM089		85.6 @	22000 @	7490	58600 @	<40 @	17600
Aliphatics >C12-C16	<100 µg/kg	TM173		<100	37400	7410	20500	<100	51700
Aliphatics >C16-C21	<100 µg/kg	TM173		<100	8000	1760	5550	7250	16200
Aliphatics >C21-C35	<100 µg/kg	TM173		<100	12100	4480	11100	27100	45300
Aliphatics >C35-C44	<100 µg/kg	TM173		<100	<100	<100	<100	5490	7380
Total Aliphatics >C12-C44	<100 µg/kg	TM173		<100	57500	13700	37200	39800	121000
Aromatics >EC5-EC7	<10 µg/kg	TM089		<40 @	<40 @	<40	<200 @	<40 @	<40
Aromatics >EC7-EC8	<10 µg/kg	TM089		<40 @	<40 @	<40	<200 @	<40 @	<40
Aromatics >EC8-EC10	<10 µg/kg	TM089		172 @	77900 @	27600	149000 @	<40 @	20300
Aromatics >EC10-EC12	<10 µg/kg	TM089		57 @	14700 @	5000	39100 @	<40 @	11700
Aromatics >EC12-EC16	<100 µg/kg	TM173		485	6690	<100	6730	1890	5280
Aromatics >EC16-EC21	<100 µg/kg	TM173		3410	956	<100	3000	17700	9550
Aromatics >EC21-EC35	<100 µg/kg	TM173		24300	<100	<100	8450	70300	54300
Aromatics >EC35-EC44	<100 µg/kg	TM173		11200	<100	<100	<100	24200	20900
Aromatics >EC40-EC44	<100 µg/kg	TM173		3790	<100	<100	<100	8200	7310
Total Aromatics >EC12-EC44	<100 µg/kg	TM173		39400	7640	<100	18200	114000	90100
Total Aliphatics & Aromatics >C5-C44	<100 µg/kg	TM173		40200	352000	102000	567000	154000	294000

CERTIFICATE OF ANALYSIS

SDG:	140722-32	**Location:**	Coed Darcy	**Order Number:**	CD0753
Job:	H_ATKINS_LDC-224	**Customer:**	Atkins Global Ltd	**Report Number:**	291717
Client Reference:	Site Wide Trial Pitting	**Attention:**	Jack Lowrie	**Superseded Report:**	279324

TPH CWG (S)

Results Legend

#	ISO17025 accredited.
M	*m*CERTS accredited.
aq	Aqueous / settled sample.
diss.filt	Dissolved / filtered sample.
tot.unfilt	Total / unfiltered sample.
*	Subcontracted test.
**	% recovery of the surrogate standard to check the efficiency of the method. The results of individual compounds within samples aren't corrected for the recovery
(F)	Trigger breach confirmed
1-5&+§@	Sample deviation (see appendix)

Component	LOD/Units	Method	Customer Sample Ref.	IP 198	IP 198	IP 198	IP 202	IP 202	IP 202
			Depth (m)	2.50	3.50	4.50	2.50	3.50	4.50
			Sample Type	Soil/Solid	Soil/Solid	Soil/Solid	Soil/Solid	Soil/Solid	Soil/Solid
			Date Sampled	18/07/2014	18/07/2014	18/07/2014	18/07/2014	18/07/2014	18/07/2014
			Sample Time	.	.	.	.	.	.
			Date Received	22/07/2014	22/07/2014	22/07/2014	22/07/2014	22/07/2014	22/07/2014
			SDG Ref	140722-32	140722-32	140722-32	140722-32	140722-32	140722-32
			Lab Sample No.(s)	9663840	9663848	9663858	9663788	9663799	9663808
			AGS Reference						
GRO Surrogate % recovery**	%	TM089		158 @	95	17 @	85 @	92 @	88 @
GRO TOT (Moisture Corrected)	<44 µg/kg	TM089		895000 @ M	117000 M	3840 @ M	<176 @ M	659 @ M	<176 @ M
Methyl tertiary butyl ether (MTBE)	<5 µg/kg	TM089		<100 @ M	<20 M	<20 @ M	<20 @ M	<20 @ M	<20 @ M
Benzene	<10 µg/kg	TM089		1220 @ M	98.8 M	109 @ M	<40 @ M	<40 @ M	<40 @ M
Toluene	<2 µg/kg	TM089		<40 @ M	<8 M	<8 @ M	<8 @ M	<8 @ M	<8 @ M
Ethylbenzene	<3 µg/kg	TM089		<60 @ M	<12 M	<12 @ M	<12 @ M	<12 @ M	<12 @ M
m,p-Xylene	<6 µg/kg	TM089		<120 @ M	<24 M	<24 @ M	<24 @ M	<24 @ M	<24 @ M
o-Xylene	<3 µg/kg	TM089		<60 @ M	<12 M	<12 @ M	<12 @ M	<12 @ M	<12 @ M
sum of detected mpo xylene by GC	<9 µg/kg	TM089		<180 @	<36	<36 @	<36 @	<36 @	<36 @
sum of detected BTEX by GC	<24 µg/kg	TM089		1220 @	98.8	109 @	<96 @	<96 @	<96 @
Aliphatics >C5-C6	<10 µg/kg	TM089		7040 @	651	357 @	<40 @	<40 @	<40 @
Aliphatics >C6-C8	<10 µg/kg	TM089		280000 @	28800	2250 @	<40 @	70.8 @	<40 @
Aliphatics >C8-C10	<10 µg/kg	TM089		320000 @	45300	605 @	<40 @	87 @	<40 @
Aliphatics >C10-C12	<10 µg/kg	TM089		43300 @	7020	71.7 @	<40 @	251 @	<40 @
Aliphatics >C12-C16	<100 µg/kg	TM173		27700	<100	<100	1470	<100	<100
Aliphatics >C16-C21	<100 µg/kg	TM173		7060	<100	<100	131000	<100	<100
Aliphatics >C21-C35	<100 µg/kg	TM173		11200	<100	<100	1110000	<100	<100
Aliphatics >C35-C44	<100 µg/kg	TM173		<100	<100	<100	281000	<100	<100
Total Aliphatics >C12-C44	<100 µg/kg	TM173		46000	<100	<100	1520000	<100	<100
Aromatics >EC5-EC7	<10 µg/kg	TM089		1220 @	98.8	109 @	<40 @	<40 @	<40 @
Aromatics >EC7-EC8	<10 µg/kg	TM089		<200 @	<40	<40 @	<40 @	<40 @	<40 @
Aromatics >EC8-EC10	<10 µg/kg	TM089		214000 @	30200	403 @	<40 @	74.2 @	<40 @
Aromatics >EC10-EC12	<10 µg/kg	TM089		28900 @	4680	48.2 @	<40 @	167 @	<40 @
Aromatics >EC12-EC16	<100 µg/kg	TM173		2400	<100	858	<100	<100	<100
Aromatics >EC16-EC21	<100 µg/kg	TM173		<100	2330	3200	12300	<100	<100
Aromatics >EC21-EC35	<100 µg/kg	TM173		<100	5470	8560	510000	<100	<100
Aromatics >EC35-EC44	<100 µg/kg	TM173		<100	120	<100	233000	<100	<100
Aromatics >EC40-EC44	<100 µg/kg	TM173		<100	<100	<100	87500	<100	<100
Total Aromatics >EC12-EC44	<100 µg/kg	TM173		2400	7920	12600	756000	<100	<100
Total Aliphatics & Aromatics >C5-C44	<100 µg/kg	TM173		943000	125000	16500	2280000	659	<100

CERTIFICATE OF ANALYSIS

SDG:	140722-32	**Location:**	Coed Darcy	**Order Number:**	CD0753
Job:	H_ATKINS_LDC-224	**Customer:**	Atkins Global Ltd	**Report Number:**	291717
Client Reference:	Site Wide Trial Pitting	**Attention:**	Jack Lowrie	**Superseded Report:**	279324

TPH CWG (S)

Results Legend

#	ISO17025 accredited.
M	*m*CERTS accredited.
aq	Aqueous / settled sample.
diss.filt	Dissolved / filtered sample.
tot.unfilt	Total / unfiltered sample.
*	Subcontracted test.
**	% recovery of the surrogate standard to check the efficiency of the method. The results of individual compounds within samples aren't corrected for the recovery
(F)	Trigger breach confirmed
1-5&+§@	Sample deviation (see appendix)

Component	LOD/Units	Method	Customer Sample Ref.	IP 212	IP 212	IP 212	IP 212	IP 212	IP 1262
			Depth (m)	0.50	1.50	2.50	3.50	4.50	0.30
			Sample Type	Soil/Solid	Soil/Solid	Soil/Solid	Soil/Solid	Soil/Solid	Soil/Solid
			Date Sampled	18/07/2014	18/07/2014	18/07/2014	18/07/2014	18/07/2014	18/07/2014
			Sample Time	.	.	.	.	.	.
			Date Received	22/07/2014	22/07/2014	22/07/2014	22/07/2014	22/07/2014	22/07/2014
			SDG Ref	140722-32	140722-32	140722-32	140722-32	140722-32	140722-32
			Lab Sample No.(s)	9663886	9663891	9663897	9663903	9663908	9663407
			AGS Reference						
GRO Surrogate % recovery**	%	TM089		81 @	129 @	85 @	105 @	108 @	70
GRO TOT (Moisture Corrected)	<44 µg/kg	TM089		5750 @ M	250000 @ M	5280 @ M	63200 @ M	1360 @ M	<176 M
Methyl tertiary butyl ether (MTBE)	<5 µg/kg	TM089		<20 @ M	<20 @ M	<20 @ M	<20 @ M	<20 @ M	<20 M
Benzene	<10 µg/kg	TM089		<40 @ M	<40 @ M	<40 @ M	<40 @ M	<40 @ M	<40 M
Toluene	<2 µg/kg	TM089		<8 @ M	<8 @ M	<8 @ M	<8 @ M	<8 @ M	<8 M
Ethylbenzene	<3 µg/kg	TM089		<12 @ M	<12 @ M	<12 @ M	<12 @ M	<12 @ M	<12 M
m,p-Xylene	<6 µg/kg	TM089		<24 @ M	<24 @ M	<24 @ M	<24 @ M	<24 @ M	<24 M
o-Xylene	<3 µg/kg	TM089		<12 @ M	<12 @ M	<12 @ M	<12 @ M	<12 @ M	<12 M
sum of detected mpo xylene by GC	<9 µg/kg	TM089		<36 @	<36 @	<36 @	<36 @	<36 @	<9
sum of detected BTEX by GC	<24 µg/kg	TM089		<96 @	<96 @	<96 @	<96 @	<96 @	<24
Aliphatics >C5-C6	<10 µg/kg	TM089		49 @	5560 @	314 @	441 @	<40 @	<40
Aliphatics >C6-C8	<10 µg/kg	TM089		858 @	115000 @	2050 @	19300 @	134 @	<40
Aliphatics >C8-C10	<10 µg/kg	TM089		1370 @	67300 @	980 @	22800 @	463 @	<40
Aliphatics >C10-C12	<10 µg/kg	TM089		1530 @	10400 @	759 @	3280 @	251 @	<40
Aliphatics >C12-C16	<100 µg/kg	TM173		83100	1430000	6530	123000	<100	<100
Aliphatics >C16-C21	<100 µg/kg	TM173		178000	2100000	6110	176000	<100	638
Aliphatics >C21-C35	<100 µg/kg	TM173		302000	440000	15100	185000	20200	20100
Aliphatics >C35-C44	<100 µg/kg	TM173		108000	24100	3560	60700	5920	<100
Total Aliphatics >C12-C44	<100 µg/kg	TM173		671000	4000000	31300	544000	26100	20800
Aromatics >EC5-EC7	<10 µg/kg	TM089		<40 @	<40 @	<40 @	<40 @	<40 @	<40
Aromatics >EC7-EC8	<10 µg/kg	TM089		<40 @	<40 @	<40 @	<40 @	<40 @	<40
Aromatics >EC8-EC10	<10 µg/kg	TM089		930 @	44900 @	654 @	15200 @	326 @	<40
Aromatics >EC10-EC12	<10 µg/kg	TM089		1020 @	6930 @	506 @	2190 @	167 @	<40
Aromatics >EC12-EC16	<100 µg/kg	TM173		26200	95300	<100	10000	<100	<100
Aromatics >EC16-EC21	<100 µg/kg	TM173		99600	427000	3250	35500	<100	17700
Aromatics >EC21-EC35	<100 µg/kg	TM173		216000	206000	13500	113000	5290	101000
Aromatics >EC35-EC44	<100 µg/kg	TM173		73500	46900	4500	57400	4000	37600
Aromatics >EC40-EC44	<100 µg/kg	TM173		29400	16100	<100	21200	1200	12500
Total Aromatics >EC12-EC44	<100 µg/kg	TM173		415000	776000	21200	216000	9280	156000
Total Aliphatics & Aromatics >C5-C44	<100 µg/kg	TM173		1090000	5020000	57800	823000	36800	177000

CERTIFICATE OF ANALYSIS

SDG:	140722-32	**Location:**	Coed Darcy	**Order Number:**	CD0753
Job:	H_ATKINS_LDC-224	**Customer:**	Atkins Global Ltd	**Report Number:**	291717
Client Reference:	Site Wide Trial Pitting	**Attention:**	Jack Lowrie	**Superseded Report:**	279324

TPH CWG (S)

Results Legend

#	ISO17025 accredited.
M	*m*CERTS accredited.
aq	Aqueous / settled sample.
diss.filt	Dissolved / filtered sample.
tot.unfilt	Total / unfiltered sample.
*	Subcontracted test.
**	% recovery of the surrogate standard to check the efficiency of the method. The results of individual compounds within samples aren't corrected for the recovery
(F)	Trigger breach confirmed
1-5&+§@	Sample deviation (see appendix)

Component	LOD/Units	Method	Customer Sample Ref.	IP 1262	TPE 1714	TPE 1716	TPE 1717	TPE 1718	TPE 1718
			Depth (m)	0.70	0.50	0.50	0.50	0.50	1.50
			Sample Type	Soil/Solid	Soil/Solid	Soil/Solid	Soil/Solid	Soil/Solid	Soil/Solid
			Date Sampled	18/07/2014	18/07/2014	18/07/2014	18/07/2014	18/07/2014	18/07/2014
			Sample Time	.	.	.	.	.	.
			Date Received	22/07/2014	22/07/2014	22/07/2014	22/07/2014	22/07/2014	22/07/2014
			SDG Ref	140722-32	140722-32	140722-32	140722-32	140722-32	140722-32
			Lab Sample No.(s)	9663543	9663643	9663664	9663634	9663609	9663617
			AGS Reference						
GRO Surrogate % recovery**	%	TM089		58 @	65	110 @	81	70	91
GRO TOT (Moisture Corrected)	<44 µg/kg	TM089		1210 @ M	<176 M	<880 @ M	<176 M	<176 M	<176 M
Methyl tertiary butyl ether (MTBE)	<5 µg/kg	TM089		<20 @ M	<20 M	<100 @ M	<20 M	<20 M	<20 M
Benzene	<10 µg/kg	TM089		<40 @ M	<40 M	<200 @ M	<40 M	<40 M	<40 M
Toluene	<2 µg/kg	TM089		16.7 @ M	<8 M	<40 @ M	<8 M	<8 M	<8 M
Ethylbenzene	<3 µg/kg	TM089		30.9 @ M	<12 M	<60 @ M	<12 M	<12 M	<12 M
m,p-Xylene	<6 µg/kg	TM089		<24 @ M	<24 M	<120 @ M	<24 M	<24 M	<24 M
o-Xylene	<3 µg/kg	TM089		16.7 @ M	<12 M	<60 @ M	<12 M	<12 M	<12 M
sum of detected mpo xylene by GC	<9 µg/kg	TM089		<36 @	<9	<9 @	<9	<9	<36
sum of detected BTEX by GC	<24 µg/kg	TM089		<96 @	<24	<24 @	<24	<24	<96
Aliphatics >C5-C6	<10 µg/kg	TM089		41.7 @	<40	<200 @	<40	<40	<40
Aliphatics >C6-C8	<10 µg/kg	TM089		181 @	<40	<200 @	<40	<40	<40
Aliphatics >C8-C10	<10 µg/kg	TM089		206 @	<40	<200 @	<40	<40	<40
Aliphatics >C10-C12	<10 µg/kg	TM089		330 @	<40	<200 @	<40	<40	<40
Aliphatics >C12-C16	<100 µg/kg	TM173		<100	<100	6720	<100	<100	<100
Aliphatics >C16-C21	<100 µg/kg	TM173		6540	<100	33000	<100	<100	<100
Aliphatics >C21-C35	<100 µg/kg	TM173		40400	9860	34700	<100	<100	<100
Aliphatics >C35-C44	<100 µg/kg	TM173		8350	<100	16200	<100	<100	<100
Total Aliphatics >C12-C44	<100 µg/kg	TM173		55300	9860	90500	<100	<100	<100
Aromatics >EC5-EC7	<10 µg/kg	TM089		<40 @	<40	<200 @	<40	<40	<40
Aromatics >EC7-EC8	<10 µg/kg	TM089		<40 @	<40	<200 @	<40	<40	<40
Aromatics >EC8-EC10	<10 µg/kg	TM089		209 @	<40	<200 @	<40	<40	<40
Aromatics >EC10-EC12	<10 µg/kg	TM089		220 @	<40	<200 @	<40	<40	<40
Aromatics >EC12-EC16	<100 µg/kg	TM173		<100	<100	<100	<100	<100	<100
Aromatics >EC16-EC21	<100 µg/kg	TM173		4310	<100	4440	<100	<100	<100
Aromatics >EC21-EC35	<100 µg/kg	TM173		38100	12700	13800	<100	<100	<100
Aromatics >EC35-EC44	<100 µg/kg	TM173		23700	3240	9550	<100	<100	<100
Aromatics >EC40-EC44	<100 µg/kg	TM173		7780	<100	3930	<100	<100	<100
Total Aromatics >EC12-EC44	<100 µg/kg	TM173		66200	15900	27800	<100	<100	<100
Total Aliphatics & Aromatics >C5-C44	<100 µg/kg	TM173		123000	25800	119000	<100	<100	<100

CERTIFICATE OF ANALYSIS

SDG: 140722-32 **Location:** Coed Darcy **Order Number:** CD0753
Job: H_ATKINS_LDC-224 **Customer:** Atkins Global Ltd **Report Number:** 291717
Client Reference: Site Wide Trial Pitting **Attention:** Jack Lowrie **Superseded Report:** 279324

TPH CWG (S)

Results Legend
ISO17025 accredited.
M *m*CERTS accredited.
aq Aqueous / settled sample.
diss.filt Dissolved / filtered sample.
tot.unfilt Total / unfiltered sample.
***** Subcontracted test.
****** % recovery of the surrogate standard to check the efficiency of the method. The results of individual compounds within samples aren't corrected for the recovery
(F) Trigger breach confirmed
1-5&+§@ Sample deviation (see appendix)

Component	LOD/Units	Method	Customer Sample Ref.	TPE 1718	TPE 1731	TPE 1731	TPE 1731	TPE 1732	TPE 1732
			Depth (m)	2.50	0.50	1.50	2.50	0.50	1.00
			Sample Type	Soil/Solid	Soil/Solid	Soil/Solid	Soil/Solid	Soil/Solid	Soil/Solid
			Date Sampled	18/07/2014	18/07/2014	18/07/2014	18/07/2014	18/07/2014	18/07/2014
			Sample Time	.	.	.	.	.	.
			Date Received	22/07/2014	22/07/2014	22/07/2014	22/07/2014	22/07/2014	22/07/2014
			SDG Ref	140722-32	140722-32	140722-32	140722-32	140722-32	140722-32
			Lab Sample No.(s)	9663624	9663678	9663690	9663700	9663765	9663775
			AGS Reference						
GRO Surrogate % recovery**	%	TM089		69	88 @	87 @	90 @	88	83 @
GRO TOT (Moisture Corrected)	<44 µg/kg	TM089		<176 M	<176 @ M	<176 @ M	<176 @ M	<176 M	<176 @ M
Methyl tertiary butyl ether (MTBE)	<5 µg/kg	TM089		<20 M	<20 @ M	<20 @ M	<20 @ M	<20 M	<20 @ M
Benzene	<10 µg/kg	TM089		<40 M	<40 @ M	<40 @ M	<40 @ M	<40 M	<40 @ M
Toluene	<2 µg/kg	TM089		<8 M	<8 @ M	<8 @ M	<8 @ M	<8 M	<8 @ M
Ethylbenzene	<3 µg/kg	TM089		<12 M	<12 @ M	<12 @ M	<12 @ M	<12 M	<12 @ M
m,p-Xylene	<6 µg/kg	TM089		<24 M	<24 @ M	<24 @ M	<24 @ M	<24 M	<24 @ M
o-Xylene	<3 µg/kg	TM089		<12 M	<12 @ M	<12 @ M	<12 @ M	<12 M	<12 @ M
sum of detected mpo xylene by GC	<9 µg/kg	TM089		<36	<36 @	<36 @	<36 @	<9	<9 @
sum of detected BTEX by GC	<24 µg/kg	TM089		<96	<96 @	<96 @	<96 @	<24	<24 @
Aliphatics >C5-C6	<10 µg/kg	TM089		<40	<40 @	<40 @	<40 @	<40	<40 @
Aliphatics >C6-C8	<10 µg/kg	TM089		<40	<40 @	<40 @	<40 @	<40	<40 @
Aliphatics >C8-C10	<10 µg/kg	TM089		<40	<40 @	<40 @	<40 @	<40	<40 @
Aliphatics >C10-C12	<10 µg/kg	TM089		<40	<40 @	<40 @	<40 @	<40	<40 @
Aliphatics >C12-C16	<100 µg/kg	TM173		<100	<100	<100	<100	<100	<100
Aliphatics >C16-C21	<100 µg/kg	TM173		<100	<100	<100	<100	<100	<100
Aliphatics >C21-C35	<100 µg/kg	TM173		<100	<100	10600	<100	<100	<100
Aliphatics >C35-C44	<100 µg/kg	TM173		<100	<100	5970	<100	<100	<100
Total Aliphatics >C12-C44	<100 µg/kg	TM173		<100	<100	16600	<100	<100	<100
Aromatics >EC5-EC7	<10 µg/kg	TM089		<40	<40 @	<40 @	<40 @	<40	<40 @
Aromatics >EC7-EC8	<10 µg/kg	TM089		<40	<40 @	<40 @	<40 @	<40	<40 @
Aromatics >EC8-EC10	<10 µg/kg	TM089		<40	<40 @	<40 @	<40 @	<40	<40 @
Aromatics >EC10-EC12	<10 µg/kg	TM089		<40	<40 @	<40 @	<40 @	<40	<40 @
Aromatics >EC12-EC16	<100 µg/kg	TM173		<100	<100	<100	<100	<100	<100
Aromatics >EC16-EC21	<100 µg/kg	TM173		<100	<100	<100	<100	<100	<100
Aromatics >EC21-EC35	<100 µg/kg	TM173		<100	<100	6160	<100	<100	<100
Aromatics >EC35-EC44	<100 µg/kg	TM173		<100	<100	5930	<100	<100	<100
Aromatics >EC40-EC44	<100 µg/kg	TM173		<100	<100	2770	<100	<100	<100
Total Aromatics >EC12-EC44	<100 µg/kg	TM173		<100	<100	12100	<100	<100	<100
Total Aliphatics & Aromatics >C5-C44	<100 µg/kg	TM173		<100	<100	28700	<100	<100	<100

CERTIFICATE OF ANALYSIS

SDG: 140722-32 **Location:** Coed Darcy **Order Number:** CD0753
Job: H_ATKINS_LDC-224 **Customer:** Atkins Global Ltd **Report Number:** 291717
Client Reference: Site Wide Trial Pitting **Attention:** Jack Lowrie **Superseded Report:** 279324

TPH CWG (S)

Results Legend
- **#** ISO17025 accredited.
- **M** *m*CERTS accredited.
- **aq** Aqueous / settled sample.
- **diss.filt** Dissolved / filtered sample.
- **tot.unfilt** Total / unfiltered sample.
- ***** Subcontracted test.
- ****** % recovery of the surrogate standard to check the efficiency of the method. The results of individual compounds within samples aren't corrected for the recovery
- **(F)** Trigger breach confirmed
- **1-5&+§@** Sample deviation (see appendix)

Component	LOD/Units	Method	Customer Sample Ref.	TPE 1733	TPE 1734	TPE 1735	TPE 1735	TPE 1736	TPE 1736
			Depth (m)	0.50	0.50	0.50	1.50	0.50	1.50
			Sample Type	Soil/Solid	Soil/Solid	Soil/Solid	Soil/Solid	Soil/Solid	Soil/Solid
			Date Sampled	18/07/2014	18/07/2014	18/07/2014	18/07/2014	18/07/2014	18/07/2014
			Sample Time	.	.	.	.	.	.
			Date Received	22/07/2014	22/07/2014	22/07/2014	22/07/2014	22/07/2014	22/07/2014
			SDG Ref	140722-32	140722-32	140722-32	140722-32	140722-32	140722-32
			Lab Sample No.(s)	9663671	9663753	9663726	9663735	9663705	9663711
			AGS Reference						
GRO Surrogate % recovery**	%	TM089		91	86 @	91 @	85 @	76 @	98 @
GRO TOT (Moisture Corrected)	<44 µg/kg	TM089		<176 M	<176 @ M	<176 @ M	<176 @ M	<176 @ M	<176 @ M
Methyl tertiary butyl ether (MTBE)	<5 µg/kg	TM089		<20 M	<20 @ M	<20 @ M	<20 @ M	<20 @ M	<20 @ M
Benzene	<10 µg/kg	TM089		<40 M	<40 @ M	<40 @ M	<40 @ M	<40 @ M	<40 @ M
Toluene	<2 µg/kg	TM089		<8 M	<8 @ M	<8 @ M	<8 @ M	<8 @ M	<8 @ M
Ethylbenzene	<3 µg/kg	TM089		<12 M	<12 @ M	<12 @ M	<12 @ M	<12 @ M	<12 @ M
m,p-Xylene	<6 µg/kg	TM089		<24 M	<24 @ M	<24 @ M	<24 @ M	<24 @ M	<24 @ M
o-Xylene	<3 µg/kg	TM089		<12 M	<12 @ M	<12 @ M	<12 @ M	<12 @ M	<12 @ M
sum of detected mpo xylene by GC	<9 µg/kg	TM089		<36	<36 @	<36 @	<36 @	<36 @	<36 @
sum of detected BTEX by GC	<24 µg/kg	TM089		<96	<96 @	<96 @	<96 @	<96 @	<96 @
Aliphatics >C5-C6	<10 µg/kg	TM089		<40	<40 @	<40 @	<40 @	<40 @	<40 @
Aliphatics >C6-C8	<10 µg/kg	TM089		<40	<40 @	<40 @	<40 @	<40 @	<40 @
Aliphatics >C8-C10	<10 µg/kg	TM089		<40	<40 @	<40 @	<40 @	<40 @	<40 @
Aliphatics >C10-C12	<10 µg/kg	TM089		<40	<40 @	<40 @	<40 @	<40 @	<40 @
Aliphatics >C12-C16	<100 µg/kg	TM173		<100	<100	<100	<100	<100	<100
Aliphatics >C16-C21	<100 µg/kg	TM173		<100	<100	<100	<100	<100	<100
Aliphatics >C21-C35	<100 µg/kg	TM173		<100	<100	<100	<100	<100	<100
Aliphatics >C35-C44	<100 µg/kg	TM173		<100	<100	<100	<100	<100	<100
Total Aliphatics >C12-C44	<100 µg/kg	TM173		<100	<100	<100	<100	<100	<100
Aromatics >EC5-EC7	<10 µg/kg	TM089		<40	<40 @	<40 @	<40 @	<40 @	<40 @
Aromatics >EC7-EC8	<10 µg/kg	TM089		<40	<40 @	<40 @	<40 @	<40 @	<40 @
Aromatics >EC8-EC10	<10 µg/kg	TM089		<40	<40 @	<40 @	<40 @	<40 @	<40 @
Aromatics >EC10-EC12	<10 µg/kg	TM089		<40	<40 @	<40 @	<40 @	<40 @	<40 @
Aromatics >EC12-EC16	<100 µg/kg	TM173		<100	<100	<100	<100	<100	<100
Aromatics >EC16-EC21	<100 µg/kg	TM173		<100	<100	<100	<100	<100	<100
Aromatics >EC21-EC35	<100 µg/kg	TM173		<100	<100	<100	<100	<100	<100
Aromatics >EC35-EC44	<100 µg/kg	TM173		<100	<100	<100	<100	<100	<100
Aromatics >EC40-EC44	<100 µg/kg	TM173		<100	<100	<100	<100	<100	<100
Total Aromatics >EC12-EC44	<100 µg/kg	TM173		<100	<100	<100	<100	<100	<100
Total Aliphatics & Aromatics >C5-C44	<100 µg/kg	TM173		<100	<100	<100	<100	<100	<100

CERTIFICATE OF ANALYSIS

SDG:	140722-32	**Location:**	Coed Darcy	**Order Number:**	CD0753
Job:	H_ATKINS_LDC-224	**Customer:**	Atkins Global Ltd	**Report Number:**	291717
Client Reference:	Site Wide Trial Pitting	**Attention:**	Jack Lowrie	**Superseded Report:**	279324

TPH CWG (S)

Results Legend

#	ISO17025 accredited.
M	*m*CERTS accredited.
aq	Aqueous / settled sample.
diss.filt	Dissolved / filtered sample.
tot.unfilt	Total / unfiltered sample.
*	Subcontracted test.
**	% recovery of the surrogate standard to check the efficiency of the method. The results of individual compounds within samples aren't corrected for the recovery
(F)	Trigger breach confirmed
1-5&+§@	Sample deviation (see appendix)

Component	LOD/Units	Method	Customer Sample Ref.	Depth (m)	Sample Type	Date Sampled	Sample Time	Date Received	SDG Ref	Lab Sample No.(s)	AGS Reference
GRO Surrogate % recovery**	%	TM089	TPE 1736	2.50	Soil/Solid	18/07/2014	.	22/07/2014	140722-32	9663719	84 @
GRO TOT (Moisture Corrected)	<44 µg/kg	TM089	TPE 1778	0.50	Soil/Solid	18/07/2014	.	22/07/2014	140722-32	9664078	77 @
			TPE 1778	1.50	Soil/Solid	18/07/2014	.	22/07/2014	140722-32	9664087	85 @
			TPE 1778	3.00	Soil/Solid	18/07/2014	.	22/07/2014	140722-32	9664094	87 @
			TPE 1780	0.50	Soil/Solid	18/07/2014	.	22/07/2014	140722-32	9664049	89
			TPE 1780	1.50	Soil/Solid	18/07/2014	.	22/07/2014	140722-32	9664059	94
GRO TOT (Moisture Corrected)	<44 µg/kg	TM089	TPE 1736								750 @ M
			TPE 1778								<176 @ M
			TPE 1778								<176 @ M
			TPE 1778								<176 @ M
			TPE 1780								1170 #
			TPE 1780								<176 M
Methyl tertiary butyl ether (MTBE)	<5 µg/kg	TM089	TPE 1736								<20 @ M
			TPE 1778								<20 @ M
			TPE 1778								<20 @ M
			TPE 1778								<20 @ M
			TPE 1780								<20 #
			TPE 1780								<20 M
Benzene	<10 µg/kg	TM089	TPE 1736								<40 @ M
			TPE 1778								<40 @ M
			TPE 1778								<40 @ M
			TPE 1778								<40 @ M
			TPE 1780								<40 #
			TPE 1780								<40 M
Toluene	<2 µg/kg	TM089	TPE 1736								31.9 @ M
			TPE 1778								<8 @ M
			TPE 1778								<8 @ M
			TPE 1778								<8 @ M
			TPE 1780								<8 #
			TPE 1780								<8 M
Ethylbenzene	<3 µg/kg	TM089	TPE 1736								15.4 @ M
			TPE 1778								<12 @ M
			TPE 1778								<12 @ M
			TPE 1778								<12 @ M
			TPE 1780								<12 #
			TPE 1780								<12 M
m,p-Xylene	<6 µg/kg	TM089	TPE 1736								49.5 @ M
			TPE 1778								<24 @ M
			TPE 1778								<24 @ M
			TPE 1778								<24 @ M
			TPE 1780								<24 #
			TPE 1780								<24 M
o-Xylene	<3 µg/kg	TM089	TPE 1736								13.2 @ M
			TPE 1778								<12 @ M
			TPE 1778								<12 @ M
			TPE 1778								<12 @ M
			TPE 1780								<12 #
			TPE 1780								<12 M
sum of detected mpo xylene by GC	<9 µg/kg	TM089	TPE 1736								62.7 @
			TPE 1778								<36 @
			TPE 1778								<36 @
			TPE 1778								<36 @
			TPE 1780								<36
			TPE 1780								<36
sum of detected BTEX by GC	<24 µg/kg	TM089	TPE 1736								110 @
			TPE 1778								<96 @
			TPE 1778								<96 @
			TPE 1778								<96 @
			TPE 1780								<96
			TPE 1780								<96
Aliphatics >C5-C6	<10 µg/kg	TM089	TPE 1736								<40 @
			TPE 1778								<40 @
			TPE 1778								<40 @
			TPE 1778								<40 @
			TPE 1780								<40
			TPE 1780								<40
Aliphatics >C6-C8	<10 µg/kg	TM089	TPE 1736								108 @
			TPE 1778								<40 @
			TPE 1778								<40 @
			TPE 1778								<40 @
			TPE 1780								78
			TPE 1780								<40
Aliphatics >C8-C10	<10 µg/kg	TM089	TPE 1736								121 @
			TPE 1778								<40 @
			TPE 1778								<40 @
			TPE 1778								<40 @
			TPE 1780								192
			TPE 1780								<40
Aliphatics >C10-C12	<10 µg/kg	TM089	TPE 1736								185 @
			TPE 1778								<40 @
			TPE 1778								<40 @
			TPE 1778								<40 @
			TPE 1780								438
			TPE 1780								<40
Aliphatics >C12-C16	<100 µg/kg	TM173	TPE 1736								<100
			TPE 1778								359
			TPE 1778								<100
			TPE 1778								<100
			TPE 1780								116000
			TPE 1780								<100
Aliphatics >C16-C21	<100 µg/kg	TM173	TPE 1736								<100
			TPE 1778								624
			TPE 1778								<100
			TPE 1778								<100
			TPE 1780								125000
			TPE 1780								<100
Aliphatics >C21-C35	<100 µg/kg	TM173	TPE 1736								<100
			TPE 1778								1910
			TPE 1778								<100
			TPE 1778								<100
			TPE 1780								26900
			TPE 1780								<100
Aliphatics >C35-C44	<100 µg/kg	TM173	TPE 1736								<100
			TPE 1778								<100
			TPE 1778								<100
			TPE 1778								<100
			TPE 1780								<100
			TPE 1780								<100
Total Aliphatics >C12-C44	<100 µg/kg	TM173	TPE 1736								<100
			TPE 1778								2890
			TPE 1778								<100
			TPE 1778								<100
			TPE 1780								268000
			TPE 1780								<100
Aromatics >EC5-EC7	<10 µg/kg	TM089	TPE 1736								<40 @
			TPE 1778								<40 @
			TPE 1778								<40 @
			TPE 1778								<40 @
			TPE 1780								<40
			TPE 1780								<40
Aromatics >EC7-EC8	<10 µg/kg	TM089	TPE 1736								<40 @
			TPE 1778								<40 @
			TPE 1778								<40 @
			TPE 1778								<40 @
			TPE 1780								<40
			TPE 1780								<40
Aromatics >EC8-EC10	<10 µg/kg	TM089	TPE 1736								158 @
			TPE 1778								<40 @
			TPE 1778								<40 @
			TPE 1778								<40 @
			TPE 1780								155
			TPE 1780								<40
Aromatics >EC10-EC12	<10 µg/kg	TM089	TPE 1736								123 @
			TPE 1778								<40 @
			TPE 1778								<40 @
			TPE 1778								<40 @
			TPE 1780								292
			TPE 1780								<40
Aromatics >EC12-EC16	<100 µg/kg	TM173	TPE 1736								<100
			TPE 1778								<100
			TPE 1778								<100
			TPE 1778								<100
			TPE 1780								18500
			TPE 1780								<100
Aromatics >EC16-EC21	<100 µg/kg	TM173	TPE 1736								<100
			TPE 1778								<100
			TPE 1778								<100
			TPE 1778								<100
			TPE 1780								34200
			TPE 1780								<100
Aromatics >EC21-EC35	<100 µg/kg	TM173	TPE 1736								<100
			TPE 1778								<100
			TPE 1778								<100
			TPE 1778								<100
			TPE 1780								13700
			TPE 1780								<100
Aromatics >EC35-EC44	<100 µg/kg	TM173	TPE 1736								<100
			TPE 1778								<100
			TPE 1778								<100
			TPE 1778								<100
			TPE 1780								3750
			TPE 1780								<100
Aromatics >EC40-EC44	<100 µg/kg	TM173	TPE 1736								<100
			TPE 1778								<100
			TPE 1778								<100
			TPE 1778								<100
			TPE 1780								1450
			TPE 1780								<100
Total Aromatics >EC12-EC44	<100 µg/kg	TM173	TPE 1736								<100
			TPE 1778								<100
			TPE 1778								<100
			TPE 1778								<100
			TPE 1780								70200
			TPE 1780								<100
Total Aliphatics & Aromatics >C5-C44	<100 µg/kg	TM173	TPE 1736								750
			TPE 1778								2890
			TPE 1778								<100
			TPE 1778								<100
			TPE 1780								339000
			TPE 1780								<100

CERTIFICATE OF ANALYSIS

SDG: 140722-32 **Location:** Coed Darcy **Order Number:** CD0753
Job: H_ATKINS_LDC-224 **Customer:** Atkins Global Ltd **Report Number:** 291717
Client Reference: Site Wide Trial Pitting **Attention:** Jack Lowrie **Superseded Report:** 279324

TPH CWG (S)

Results Legend
ISO17025 accredited.
M *m*CERTS accredited.
aq Aqueous / settled sample.
diss.filt Dissolved / filtered sample.
tot.unfilt Total / unfiltered sample.
***** Subcontracted test.
****** % recovery of the surrogate standard to check the efficiency of the method. The results of individual compounds within samples aren't corrected for the recovery
(F) Trigger breach confirmed
1-5&+§@ Sample deviation (see appendix)

Component	LOD/Units	Method	Customer Sample Ref.	TPE 1780	TPE 1780	TPE 1783	TPE 1783	TPE 1783	TPE 1783
			Depth (m)	2.50	4.00	0.50	1.50	2.50	3.50
			Sample Type	Soil/Solid	Soil/Solid	Soil/Solid	Soil/Solid	Soil/Solid	Soil/Solid
			Date Sampled	18/07/2014	18/07/2014	18/07/2014	18/07/2014	18/07/2014	18/07/2014
			Sample Time	.	.	.	.	.	.
			Date Received	22/07/2014	22/07/2014	22/07/2014	22/07/2014	22/07/2014	22/07/2014
			SDG Ref	140722-32	140722-32	140722-32	140722-32	140722-32	140722-32
			Lab Sample No.(s)	9664066	9664072	9663918	9663922	9663932	9663937
			AGS Reference						
GRO Surrogate % recovery**	%	TM089		85	88	74	96	107 @	85
GRO TOT (Moisture Corrected)	<44 µg/kg	TM089		<176 M	<176 M	<176 M	771 M	<176 @ M	<44 M
Methyl tertiary butyl ether (MTBE)	<5 µg/kg	TM089		<20 M	<20 M	<20 M	<5 M	<20 @ M	<5 M
Benzene	<10 µg/kg	TM089		<40 M	<40 M	<40 M	<10 M	<40 @ M	<10 M
Toluene	<2 µg/kg	TM089		<8 M	<8 M	<8 M	<2 M	<8 @ M	<2 M
Ethylbenzene	<3 µg/kg	TM089		<12 M	<12 M	<12 M	<3 M	<12 @ M	<3 M
m,p-Xylene	<6 µg/kg	TM089		<24 M	<24 M	<24 M	<6 M	<24 @ M	<6 M
o-Xylene	<3 µg/kg	TM089		<12 M	<12 M	<12 M	<3 M	<12 @ M	<3 M
sum of detected mpo xylene by GC	<9 µg/kg	TM089		<36	<36	<36	<9	<36 @	<9
sum of detected BTEX by GC	<24 µg/kg	TM089		<96	<96	<96	<24	<96 @	<24
Aliphatics >C5-C6	<10 µg/kg	TM089		<40	<40	<40	60.3	<40 @	<10
Aliphatics >C6-C8	<10 µg/kg	TM089		<40	<40	<40	235	<40 @	<10
Aliphatics >C8-C10	<10 µg/kg	TM089		<40	<40	<40	219	<40 @	<10
Aliphatics >C10-C12	<10 µg/kg	TM089		<40	<40	<40	59.2	<40 @	<10
Aliphatics >C12-C16	<100 µg/kg	TM173		<100	<100	<100	<100	<100	<100
Aliphatics >C16-C21	<100 µg/kg	TM173		<100	<100	<100	<100	<100	<100
Aliphatics >C21-C35	<100 µg/kg	TM173		<100	<100	<100	<100	<100	<100
Aliphatics >C35-C44	<100 µg/kg	TM173		<100	<100	<100	<100	<100	<100
Total Aliphatics >C12-C44	<100 µg/kg	TM173		<100	<100	<100	<100	<100	<100
Aromatics >EC5-EC7	<10 µg/kg	TM089		<40	<40	<40	<10	<40 @	<10
Aromatics >EC7-EC8	<10 µg/kg	TM089		<40	<40	<40	<10	<40 @	<10
Aromatics >EC8-EC10	<10 µg/kg	TM089		<40	<40	<40	150	<40 @	<10
Aromatics >EC10-EC12	<10 µg/kg	TM089		<40	<40	<40	39.4	<40 @	<10
Aromatics >EC12-EC16	<100 µg/kg	TM173		<100	<100	<100	<100	<100	<100
Aromatics >EC16-EC21	<100 µg/kg	TM173		<100	<100	<100	<100	<100	<100
Aromatics >EC21-EC35	<100 µg/kg	TM173		<100	<100	<100	<100	<100	<100
Aromatics >EC35-EC44	<100 µg/kg	TM173		<100	<100	<100	<100	<100	<100
Aromatics >EC40-EC44	<100 µg/kg	TM173		<100	<100	<100	<100	<100	<100
Total Aromatics >EC12-EC44	<100 µg/kg	TM173		<100	<100	<100	<100	<100	<100
Total Aliphatics & Aromatics >C5-C44	<100 µg/kg	TM173		<100	<100	<100	771	<100	<100

CERTIFICATE OF ANALYSIS

SDG:	140722-32	**Location:**	Coed Darcy	**Order Number:**	CD0753
Job:	H_ATKINS_LDC-224	**Customer:**	Atkins Global Ltd	**Report Number:**	291717
Client Reference:	Site Wide Trial Pitting	**Attention:**	Jack Lowrie	**Superseded Report:**	279324

TPH CWG (S)

Results Legend

#	ISO17025 accredited.
M	*m*CERTS accredited.
aq	Aqueous / settled sample.
diss.filt	Dissolved / filtered sample.
tot.unfilt	Total / unfiltered sample.
*	Subcontracted test.
**	% recovery of the surrogate standard to check the efficiency of the method. The results of individual compounds within samples aren't corrected for the recovery
(F)	Trigger breach confirmed
1-5&+§@	Sample deviation (see appendix)

Component	LOD/Units	Method	Customer Sample Ref.	TPE 1783	TPE 1785	TPE 1785	TPE 1786	TPE 1786	TPE 1787
			Depth (m)	4.50	0.50	1.50	1.00	2.00	0.50
			Sample Type	Soil/Solid	Soil/Solid	Soil/Solid	Soil/Solid	Soil/Solid	Soil/Solid
			Date Sampled	18/07/2014	18/07/2014	18/07/2014	18/07/2014	18/07/2014	18/07/2014
			Sample Time	.	.	.	.	.	.
			Date Received	22/07/2014	22/07/2014	22/07/2014	22/07/2014	22/07/2014	22/07/2014
			SDG Ref	140722-32	140722-32	140722-32	140722-32	140722-32	140722-32
			Lab Sample No.(s)	9663942	9663470	9663476	9663449	9663458	9663424
			AGS Reference						
GRO Surrogate % recovery**	%	TM089		95 @	89	97	75	97	75
GRO TOT (Moisture Corrected)	<44 µg/kg	TM089		<176 @ M	<176 M	<176 M	<176 M	<176 M	<176 M
Methyl tertiary butyl ether (MTBE)	<5 µg/kg	TM089		<20 @ M	<20 M	<20 M	<20 M	<20 M	<20 M
Benzene	<10 µg/kg	TM089		<40 @ M	<40 M	<40 M	<40 M	<40 M	<40 M
Toluene	<2 µg/kg	TM089		<8 @ M	<8 M	<8 M	<8 M	<8 M	<8 M
Ethylbenzene	<3 µg/kg	TM089		<12 @ M	<12 M	<12 M	<12 M	<12 M	<12 M
m,p-Xylene	<6 µg/kg	TM089		<24 @ M	<24 M	<24 M	<24 M	<24 M	<24 M
o-Xylene	<3 µg/kg	TM089		<12 @ M	<12 M	<12 M	<12 M	<12 M	<12 M
sum of detected mpo xylene by GC	<9 µg/kg	TM089		<36 @	<36	<36	<36	<36	<36
sum of detected BTEX by GC	<24 µg/kg	TM089		<96 @	<96	<96	<96	<96	<96
Aliphatics >C5-C6	<10 µg/kg	TM089		<40 @	<40	<40	<40	<40	<40
Aliphatics >C6-C8	<10 µg/kg	TM089		<40 @	<40	<40	<40	<40	<40
Aliphatics >C8-C10	<10 µg/kg	TM089		<40 @	<40	<40	<40	<40	<40
Aliphatics >C10-C12	<10 µg/kg	TM089		<40 @	<40	<40	<40	<40	<40
Aliphatics >C12-C16	<100 µg/kg	TM173		<100	<100	<100	<100	<100	<100
Aliphatics >C16-C21	<100 µg/kg	TM173		<100	<100	2610	<100	<100	<100
Aliphatics >C21-C35	<100 µg/kg	TM173		<100	<100	33000	<100	<100	<100
Aliphatics >C35-C44	<100 µg/kg	TM173		<100	<100	<100	<100	<100	<100
Total Aliphatics >C12-C44	<100 µg/kg	TM173		<100	<100	35600	<100	<100	<100
Aromatics >EC5-EC7	<10 µg/kg	TM089		<40 @	<40	<40	<40	<40	<40
Aromatics >EC7-EC8	<10 µg/kg	TM089		<40 @	<40	<40	<40	<40	<40
Aromatics >EC8-EC10	<10 µg/kg	TM089		<40 @	<40	<40	<40	<40	<40
Aromatics >EC10-EC12	<10 µg/kg	TM089		<40 @	<40	<40	<40	<40	<40
Aromatics >EC12-EC16	<100 µg/kg	TM173		<100	<100	<100	<100	<100	<100
Aromatics >EC16-EC21	<100 µg/kg	TM173		<100	<100	<100	<100	<100	<100
Aromatics >EC21-EC35	<100 µg/kg	TM173		<100	<100	<100	<100	<100	<100
Aromatics >EC35-EC44	<100 µg/kg	TM173		<100	<100	<100	<100	<100	<100
Aromatics >EC40-EC44	<100 µg/kg	TM173		<100	<100	<100	<100	<100	<100
Total Aromatics >EC12-EC44	<100 µg/kg	TM173		<100	<100	<100	<100	<100	<100
Total Aliphatics & Aromatics >C5-C44	<100 µg/kg	TM173		<100	<100	35600	<100	<100	<100

CERTIFICATE OF ANALYSIS

SDG:	140722-32	**Location:**	Coed Darcy	**Order Number:**	CD0753
Job:	H_ATKINS_LDC-224	**Customer:**	Atkins Global Ltd	**Report Number:**	291717
Client Reference:	Site Wide Trial Pitting	**Attention:**	Jack Lowrie	**Superseded Report:**	279324

TPH CWG (S)

Results Legend

#	ISO17025 accredited.
M	*m*CERTS accredited.
aq	Aqueous / settled sample.
diss.filt	Dissolved / filtered sample.
tot.unfilt	Total / unfiltered sample.
*	Subcontracted test.
**	% recovery of the surrogate standard to check the efficiency of the method. The results of individual compounds within samples aren't corrected for the recovery
(F)	Trigger breach confirmed
1-5&+§@	Sample deviation (see appendix)

Component	LOD/Units	Method	Customer Sample Ref.	TPE 1787	TPE 1787	TPE 1801	TPE 1801	TPE 1801	TPE 1802
			Depth (m)	1.50	2.50	0.50	1.50	3.50	1.00
			Sample Type	Soil/Solid	Soil/Solid	Soil/Solid	Soil/Solid	Soil/Solid	Soil/Solid
			Date Sampled	18/07/2014	18/07/2014	18/07/2014	18/07/2014	18/07/2014	18/07/2014
			Sample Time	.	.	.	.	.	.
			Date Received	22/07/2014	22/07/2014	22/07/2014	22/07/2014	22/07/2014	22/07/2014
			SDG Ref	140722-32	140722-32	140722-32	140722-32	140722-32	140722-32
			Lab Sample No.(s)	9663436	9663443	9664143	9664150	9664159	9664169
			AGS Reference						
GRO Surrogate % recovery**	%	TM089		107 @	89 @	80	99 @	123	66
GRO TOT (Moisture Corrected)	<44 µg/kg	TM089		<176 @ M	<176 @ M	<176 M	<176 @ M	11700 M	<176 M
Methyl tertiary butyl ether (MTBE)	<5 µg/kg	TM089		<20 @ M	<20 @ M	<20 M	<20 @ M	<5 M	<20 M
Benzene	<10 µg/kg	TM089		<40 @ M	<40 @ M	<40 M	<40 @ M	<10 M	<40 M
Toluene	<2 µg/kg	TM089		<8 @ M	<8 @ M	<8 M	<8 @ M	<2 M	<8 M
Ethylbenzene	<3 µg/kg	TM089		<12 @ M	<12 @ M	<12 M	<12 @ M	<3 M	<12 M
m,p-Xylene	<6 µg/kg	TM089		<24 @ M	<24 @ M	<24 M	<24 @ M	<6 M	<24 M
o-Xylene	<3 µg/kg	TM089		<12 @ M	<12 @ M	<12 M	<12 @ M	<3 M	<12 M
sum of detected mpo xylene by GC	<9 µg/kg	TM089		<36 @	<36 @	<36	<36 @	<9	<36
sum of detected BTEX by GC	<24 µg/kg	TM089		<96 @	<96 @	<96	<96 @	<24	<96
Aliphatics >C5-C6	<10 µg/kg	TM089		<40 @	<40 @	<40	<40 @	11	<40
Aliphatics >C6-C8	<10 µg/kg	TM089		<40 @	<40 @	<40	<40 @	2130	<40
Aliphatics >C8-C10	<10 µg/kg	TM089		<40 @	<40 @	<40	<40 @	5410	<40
Aliphatics >C10-C12	<10 µg/kg	TM089		<40 @	<40 @	<40	<40 @	336	<40
Aliphatics >C12-C16	<100 µg/kg	TM173		<100	<100	<100	<100	<100	<100
Aliphatics >C16-C21	<100 µg/kg	TM173		<100	<100	<100	<100	<100	<100
Aliphatics >C21-C35	<100 µg/kg	TM173		<100	<100	<100	<100	<100	<100
Aliphatics >C35-C44	<100 µg/kg	TM173		<100	<100	<100	<100	<100	<100
Total Aliphatics >C12-C44	<100 µg/kg	TM173		<100	<100	<100	<100	<100	<100
Aromatics >EC5-EC7	<10 µg/kg	TM089		<40 @	<40 @	<40	<40 @	<10	<40
Aromatics >EC7-EC8	<10 µg/kg	TM089		<40 @	<40 @	<40	<40 @	<10	<40
Aromatics >EC8-EC10	<10 µg/kg	TM089		<40 @	<40 @	<40	<40 @	3610	<40
Aromatics >EC10-EC12	<10 µg/kg	TM089		<40 @	<40 @	<40	<40 @	224	<40
Aromatics >EC12-EC16	<100 µg/kg	TM173		<100	<100	<100	<100	<100	<100
Aromatics >EC16-EC21	<100 µg/kg	TM173		<100	<100	<100	<100	<100	<100
Aromatics >EC21-EC35	<100 µg/kg	TM173		<100	<100	<100	<100	<100	<100
Aromatics >EC35-EC44	<100 µg/kg	TM173		<100	<100	<100	<100	<100	<100
Aromatics >EC40-EC44	<100 µg/kg	TM173		<100	<100	<100	<100	<100	<100
Total Aromatics >EC12-EC44	<100 µg/kg	TM173		<100	<100	<100	<100	<100	<100
Total Aliphatics & Aromatics >C5-C44	<100 µg/kg	TM173		<100	<100	<100	<100	11700	<100

CERTIFICATE OF ANALYSIS

SDG:	140722-32	**Location:**	Coed Darcy	**Order Number:**	CD0753
Job:	H_ATKINS_LDC-224	**Customer:**	Atkins Global Ltd	**Report Number:**	291717
Client Reference:	Site Wide Trial Pitting	**Attention:**	Jack Lowrie	**Superseded Report:**	279324

TPH CWG (S)

Results Legend

#	ISO17025 accredited.
M	*m*CERTS accredited.
aq	Aqueous / settled sample.
diss.filt	Dissolved / filtered sample.
tot.unfilt	Total / unfiltered sample.
*	Subcontracted test.
**	% recovery of the surrogate standard to check the efficiency of the method. The results of individual compounds within samples aren't corrected for the recovery
(F)	Trigger breach confirmed
1-5&+§@	Sample deviation (see appendix)

Component	LOD/Units	Method	Customer Sample Ref.	TPE 1802	TPE 1802	TPE 1803	TPE 1803	TPE 1804	TPE 1804
			Depth (m)	2.50	3.50	1.00	2.00	0.20	0.70
			Sample Type	Soil/Solid	Soil/Solid	Soil/Solid	Soil/Solid	Soil/Solid	Soil/Solid
			Date Sampled	18/07/2014	18/07/2014	18/07/2014	18/07/2014	18/07/2014	18/07/2014
			Sample Time	.	.	.	.	.	.
			Date Received	22/07/2014	22/07/2014	22/07/2014	22/07/2014	22/07/2014	22/07/2014
			SDG Ref	140722-32	140722-32	140722-32	140722-32	140722-32	140722-32
			Lab Sample No.(s)	9664174	9664186	9663485	9663493	9663525	9663533
			AGS Reference						
GRO Surrogate % recovery**	%	TM089		91 @	125 @	97 @	139	84 @	93 @
GRO TOT (Moisture Corrected)	<44 µg/kg	TM089		<176 @ M	14000 @ M	<176 @ M	158000 M	<176 @ M	<176 @ M
Methyl tertiary butyl ether (MTBE)	<5 µg/kg	TM089		<20 @ M	<20 @ M	<20 @ M	<20 M	<20 @ M	<20 @ M
Benzene	<10 µg/kg	TM089		<40 @ M	<40 @ M	<40 @ M	<40 M	<40 @ M	<40 @ M
Toluene	<2 µg/kg	TM089		<8 @ M	<8 @ M	<8 @ M	<8 M	<8 @ M	<8 @ M
Ethylbenzene	<3 µg/kg	TM089		<12 @ M	<12 @ M	<12 @ M	<12 M	<12 @ M	<12 @ M
m,p-Xylene	<6 µg/kg	TM089		<24 @ M	<24 @ M	<24 @ M	<24 M	<24 @ M	<24 @ M
o-Xylene	<3 µg/kg	TM089		<12 @ M	<12 @ M	<12 @ M	<12 M	<12 @ M	13.3 @ M
sum of detected mpo xylene by GC	<9 µg/kg	TM089		<36 @	<36 @	<36 @	<36	<36 @	<36 @
sum of detected BTEX by GC	<24 µg/kg	TM089		<96 @	<96 @	<96 @	<96	<96 @	<96 @
Aliphatics >C5-C6	<10 µg/kg	TM089		<40 @	<40 @	<40 @	<40	<40 @	<40 @
Aliphatics >C6-C8	<10 µg/kg	TM089		<40 @	4950 @	<40 @	3170	<40 @	<40 @
Aliphatics >C8-C10	<10 µg/kg	TM089		<40 @	5280 @	<40 @	55600	<40 @	<40 @
Aliphatics >C10-C12	<10 µg/kg	TM089		<40 @	116 @	<40 @	37400	<40 @	<40 @
Aliphatics >C12-C16	<100 µg/kg	TM173		<100	<100	<100	5590	<100	<100
Aliphatics >C16-C21	<100 µg/kg	TM173		<100	<100	<100	<100	<100	<100
Aliphatics >C21-C35	<100 µg/kg	TM173		<100	<100	<100	<100	<100	<100
Aliphatics >C35-C44	<100 µg/kg	TM173		<100	<100	<100	<100	<100	<100
Total Aliphatics >C12-C44	<100 µg/kg	TM173		<100	<100	<100	5590	<100	<100
Aromatics >EC5-EC7	<10 µg/kg	TM089		<40 @	<40 @	<40 @	<40	<40 @	<40 @
Aromatics >EC7-EC8	<10 µg/kg	TM089		<40 @	<40 @	<40 @	<40	<40 @	<40 @
Aromatics >EC8-EC10	<10 µg/kg	TM089		<40 @	3520 @	<40 @	37000	<40 @	<40 @
Aromatics >EC10-EC12	<10 µg/kg	TM089		<40 @	76.8 @	<40 @	25000	<40 @	<40 @
Aromatics >EC12-EC16	<100 µg/kg	TM173		<100	<100	<100	<100	<100	<100
Aromatics >EC16-EC21	<100 µg/kg	TM173		<100	<100	<100	<100	<100	<100
Aromatics >EC21-EC35	<100 µg/kg	TM173		<100	<100	<100	<100	<100	<100
Aromatics >EC35-EC44	<100 µg/kg	TM173		<100	<100	<100	<100	<100	<100
Aromatics >EC40-EC44	<100 µg/kg	TM173		<100	<100	<100	<100	<100	<100
Total Aromatics >EC12-EC44	<100 µg/kg	TM173		<100	<100	<100	<100	<100	<100
Total Aliphatics & Aromatics >C5-C44	<100 µg/kg	TM173		<100	14000	<100	164000	<100	<100

CERTIFICATE OF ANALYSIS

SDG:	140722-32	**Location:**	Coed Darcy	**Order Number:**	CD0753
Job:	H_ATKINS_LDC-224	**Customer:**	Atkins Global Ltd	**Report Number:**	291717
Client Reference:	Site Wide Trial Pitting	**Attention:**	Jack Lowrie	**Superseded Report:**	279324

TPH CWG (S)

Results Legend

#	ISO17025 accredited.
M	*m*CERTS accredited.
aq	Aqueous / settled sample.
diss.filt	Dissolved / filtered sample.
tot.unfilt	Total / unfiltered sample.
*	Subcontracted test.
**	% recovery of the surrogate standard to check the efficiency of the method. The results of individual compounds within samples aren't corrected for the recovery
(F)	Trigger breach confirmed
1-5&+§@	Sample deviation (see appendix)

Component	LOD/Units	Method	Customer Sample Ref.	TPE 1805	TPE 1805	TPE 1805	TPE 1806	TPE 1806	TPE 1806
			Depth (m)	0.50	1.00	3.00	0.50	1.50	2.50
			Sample Type	Soil/Solid	Soil/Solid	Soil/Solid	Soil/Solid	Soil/Solid	Soil/Solid
			Date Sampled	18/07/2014	18/07/2014	18/07/2014	18/07/2014	18/07/2014	18/07/2014
			Sample Time	.	.	.	.	.	.
			Date Received	22/07/2014	22/07/2014	22/07/2014	22/07/2014	22/07/2014	22/07/2014
			SDG Ref	140722-32	140722-32	140722-32	140722-32	140722-32	140722-32
			Lab Sample No.(s)	9663582	9663592	9663602	9663947	9663953	9663961
			AGS Reference						
GRO Surrogate % recovery**	%	TM089		88 @	94 @	87 @	78	80	126 @
GRO TOT (Moisture Corrected)	<44 µg/kg	TM089		431 @ M	<176 @ M	<176 @ M	<176 M	<176 M	<176 @ M
Methyl tertiary butyl ether (MTBE)	<5 µg/kg	TM089		<20 @ M	<20 @ M	<20 @ M	<20 M	<20 M	<20 @ M
Benzene	<10 µg/kg	TM089		<40 @ M	<40 @ M	<40 @ M	<40 M	<40 M	<40 @ M
Toluene	<2 µg/kg	TM089		386 @ M	<8 @ M	<8 @ M	<8 M	<8 M	<8 @ M
Ethylbenzene	<3 µg/kg	TM089		35.4 @ M	<12 @ M	<12 @ M	<12 M	<12 M	<12 @ M
m,p-Xylene	<6 µg/kg	TM089		<24 @ M	<24 @ M	<24 @ M	<24 M	<24 M	<24 @ M
o-Xylene	<3 µg/kg	TM089		<12 @ M	<12 @ M	<12 @ M	<12 M	<12 M	<12 @ M
sum of detected mpo xylene by GC	<9 µg/kg	TM089		<36 @	<36 @	<36 @	<36	<36	<36 @
sum of detected BTEX by GC	<24 µg/kg	TM089		421 @	<96 @	<96 @	<96	<96	<96 @
Aliphatics >C5-C6	<10 µg/kg	TM089		<40 @	<40 @	<40 @	<40	<40	<40 @
Aliphatics >C6-C8	<10 µg/kg	TM089		<40 @	<40 @	<40 @	<40	<40	<40 @
Aliphatics >C8-C10	<10 µg/kg	TM089		<40 @	<40 @	<40 @	<40	<40	<40 @
Aliphatics >C10-C12	<10 µg/kg	TM089		<40 @	<40 @	<40 @	<40	<40	<40 @
Aliphatics >C12-C16	<100 µg/kg	TM173		<100	<100	<100	<100	<100	<100
Aliphatics >C16-C21	<100 µg/kg	TM173		<100	<100	<100	<100	<100	<100
Aliphatics >C21-C35	<100 µg/kg	TM173		7140	<100	<100	<100	<100	<100
Aliphatics >C35-C44	<100 µg/kg	TM173		<100	<100	<100	<100	<100	<100
Total Aliphatics >C12-C44	<100 µg/kg	TM173		7140	<100	<100	<100	<100	<100
Aromatics >EC5-EC7	<10 µg/kg	TM089		<40 @	<40 @	<40 @	<40	<40	<40 @
Aromatics >EC7-EC8	<10 µg/kg	TM089		386 @	<40 @	<40 @	<40	<40	<40 @
Aromatics >EC8-EC10	<10 µg/kg	TM089		43.9 @	<40 @	<40 @	<40	<40	<40 @
Aromatics >EC10-EC12	<10 µg/kg	TM089		<40 @	<40 @	<40 @	<40	<40	<40 @
Aromatics >EC12-EC16	<100 µg/kg	TM173		<100	<100	<100	<100	<100	<100
Aromatics >EC16-EC21	<100 µg/kg	TM173		367	<100	<100	<100	<100	<100
Aromatics >EC21-EC35	<100 µg/kg	TM173		9060	<100	<100	<100	<100	<100
Aromatics >EC35-EC44	<100 µg/kg	TM173		2690	<100	<100	<100	<100	<100
Aromatics >EC40-EC44	<100 µg/kg	TM173		<100	<100	<100	<100	<100	<100
Total Aromatics >EC12-EC44	<100 µg/kg	TM173		12100	<100	<100	<100	<100	<100
Total Aliphatics & Aromatics >C5-C44	<100 µg/kg	TM173		19700	<100	<100	<100	<100	<100

CERTIFICATE OF ANALYSIS

SDG:	140722-32	**Location:**	Coed Darcy	**Order Number:**	CD0753
Job:	H_ATKINS_LDC-224	**Customer:**	Atkins Global Ltd	**Report Number:**	291717
Client Reference:	Site Wide Trial Pitting	**Attention:**	Jack Lowrie	**Superseded Report:**	279324

TPH CWG (S)

Results Legend

#	ISO17025 accredited.
M	*m*CERTS accredited.
aq	Aqueous / settled sample.
diss.filt	Dissolved / filtered sample.
tot.unfilt	Total / unfiltered sample.
*	Subcontracted test.
**	% recovery of the surrogate standard to check the efficiency of the method. The results of individual compounds within samples aren't corrected for the recovery
(F)	Trigger breach confirmed
1-5&+§@	Sample deviation (see appendix)

Component	LOD/Units	Method	Customer Sample Ref.	TPE 1806	TPE 1806	TPE 1808	TPE 1808	TPE 1808	TPE 1808
			Depth (m)	3.50	4.50	0.50	1.50	2.50	3.50
			Sample Type	Soil/Solid	Soil/Solid	Soil/Solid	Soil/Solid	Soil/Solid	Soil/Solid
			Date Sampled	18/07/2014	18/07/2014	18/07/2014	18/07/2014	18/07/2014	18/07/2014
			Sample Time	.	.	.	.	.	.
			Date Received	22/07/2014	22/07/2014	22/07/2014	22/07/2014	22/07/2014	22/07/2014
			SDG Ref	140722-32	140722-32	140722-32	140722-32	140722-32	140722-32
			Lab Sample No.(s)	9663966	9663970	9663980	9663985	9663992	9663998
			AGS Reference						
GRO Surrogate % recovery**	%	TM089		111	77	85 @	77	95 @	103 @
GRO TOT (Moisture Corrected)	<44 µg/kg	TM089		<44 M	<44 M	<176 @ M	<44 M	<176 @ M	<176 @ M
Methyl tertiary butyl ether (MTBE)	<5 µg/kg	TM089		<5 M	<5 M	<20 @ M	<5 M	<20 @ M	<20 @ M
Benzene	<10 µg/kg	TM089		<10 M	<10 M	<40 @ M	<10 M	<40 @ M	<40 @ M
Toluene	<2 µg/kg	TM089		<2 M	<2 M	<8 @ M	<2 M	<8 @ M	<8 @ M
Ethylbenzene	<3 µg/kg	TM089		<3 M	<3 M	<12 @ M	<3 M	<12 @ M	<12 @ M
m,p-Xylene	<6 µg/kg	TM089		<6 M	<6 M	<24 @ M	<6 M	<24 @ M	<24 @ M
o-Xylene	<3 µg/kg	TM089		<3 M	<3 M	<12 @ M	<3 M	<12 @ M	<12 @ M
sum of detected mpo xylene by GC	<9 µg/kg	TM089		<9	<9	<36 @	<9	<36 @	<36 @
sum of detected BTEX by GC	<24 µg/kg	TM089		<24	<24	<96 @	<24	<96 @	<96 @
Aliphatics >C5-C6	<10 µg/kg	TM089		<10	<10	<40 @	<10	<40 @	<40 @
Aliphatics >C6-C8	<10 µg/kg	TM089		<10	<10	<40 @	<10	<40 @	<40 @
Aliphatics >C8-C10	<10 µg/kg	TM089		<10	<10	<40 @	<10	<40 @	<40 @
Aliphatics >C10-C12	<10 µg/kg	TM089		<10	<10	<40 @	<10	<40 @	<40 @
Aliphatics >C12-C16	<100 µg/kg	TM173		<100	<100	<100	<100	<100	<100
Aliphatics >C16-C21	<100 µg/kg	TM173		<100	<100	<100	<100	<100	<100
Aliphatics >C21-C35	<100 µg/kg	TM173		<100	<100	<100	<100	<100	<100
Aliphatics >C35-C44	<100 µg/kg	TM173		<100	<100	<100	<100	<100	<100
Total Aliphatics >C12-C44	<100 µg/kg	TM173		<100	<100	<100	<100	<100	<100
Aromatics >EC5-EC7	<10 µg/kg	TM089		<10	<10	<40 @	<10	<40 @	<40 @
Aromatics >EC7-EC8	<10 µg/kg	TM089		<10	<10	<40 @	<10	<40 @	<40 @
Aromatics >EC8-EC10	<10 µg/kg	TM089		<10	<10	<40 @	<10	<40 @	<40 @
Aromatics >EC10-EC12	<10 µg/kg	TM089		<10	<10	<40 @	<10	<40 @	<40 @
Aromatics >EC12-EC16	<100 µg/kg	TM173		<100	<100	<100	<100	<100	<100
Aromatics >EC16-EC21	<100 µg/kg	TM173		<100	<100	<100	<100	<100	<100
Aromatics >EC21-EC35	<100 µg/kg	TM173		<100	<100	<100	<100	<100	<100
Aromatics >EC35-EC44	<100 µg/kg	TM173		<100	<100	<100	<100	<100	<100
Aromatics >EC40-EC44	<100 µg/kg	TM173		<100	<100	<100	<100	<100	<100
Total Aromatics >EC12-EC44	<100 µg/kg	TM173		<100	<100	<100	<100	<100	<100
Total Aliphatics & Aromatics >C5-C44	<100 µg/kg	TM173		<100	<100	<100	<100	<100	<100
Aromatics >EC16-EC35	<100 µg/kg	TM173			<100				

CERTIFICATE OF ANALYSIS

SDG:	140722-32	**Location:**	Coed Darcy	**Order Number:**	CD0753
Job:	H_ATKINS_LDC-224	**Customer:**	Atkins Global Ltd	**Report Number:**	291717
Client Reference:	Site Wide Trial Pitting	**Attention:**	Jack Lowrie	**Superseded Report:**	279324

TPH CWG (S)

Results Legend

#	ISO17025 accredited.
M	*m*CERTS accredited.
aq	Aqueous / settled sample.
diss.filt	Dissolved / filtered sample.
tot.unfilt	Total / unfiltered sample.
*	Subcontracted test.
**	% recovery of the surrogate standard to check the efficiency of the method. The results of individual compounds within samples aren't corrected for the recovery
(F)	Trigger breach confirmed
1-5&+§@	Sample deviation (see appendix)

Component	LOD/Units	Method	Customer Sample Ref.	TPE 1808	TPE 1809	TPE 1809	TPE 1811	TPE 1811	TPE 1811
			Depth (m)	4.50	0.50	1.50	0.50	1.50	2.50
			Sample Type	Soil/Solid	Soil/Solid	Soil/Solid	Soil/Solid	Soil/Solid	Soil/Solid
			Date Sampled	18/07/2014	18/07/2014	18/07/2014	18/07/2014	18/07/2014	18/07/2014
			Sample Time	.	.	.	.	.	.
			Date Received	22/07/2014	22/07/2014	22/07/2014	22/07/2014	22/07/2014	22/07/2014
			SDG Ref	140722-32	140722-32	140722-32	140722-32	140722-32	140722-32
			Lab Sample No.(s)	9664003	9664034	9664044	9664007	9664015	9664022
			AGS Reference						
GRO Surrogate % recovery**	%	TM089		83 @	67	79	89	100	97
GRO TOT (Moisture Corrected)	<44 µg/kg	TM089		<176 @ M	1660 M	314000 M	<176 M	<176 M	<176 M
Methyl tertiary butyl ether (MTBE)	<5 µg/kg	TM089		<20 @ M	<20 M	<20 M	<20 M	<20 M	<20 M
Benzene	<10 µg/kg	TM089		<40 @ M	<40 M	<40 M	<40 M	<40 M	<40 M
Toluene	<2 µg/kg	TM089		<8 @ M	<8 M	<8 M	<8 M	<8 M	<8 M
Ethylbenzene	<3 µg/kg	TM089		<12 @ M	<12 M	<12 M	<12 M	<12 M	<12 M
m,p-Xylene	<6 µg/kg	TM089		<24 @ M	<24 M	<24 M	<24 M	<24 M	<24 M
o-Xylene	<3 µg/kg	TM089		<12 @ M	<12 M	<12 M	<12 M	<12 M	<12 M
sum of detected mpo xylene by GC	<9 µg/kg	TM089		<36 @	<36	<36	<36	<36	<36
sum of detected BTEX by GC	<24 µg/kg	TM089		<96 @	<96	<96	<96	<96	<96
Aliphatics >C5-C6	<10 µg/kg	TM089		<40 @	<40	50.8	<40	<40	<40
Aliphatics >C6-C8	<10 µg/kg	TM089		<40 @	<40	3570	<40	<40	<40
Aliphatics >C8-C10	<10 µg/kg	TM089		<40 @	245	88500	<40	<40	<40
Aliphatics >C10-C12	<10 µg/kg	TM089		<40 @	708	98000	<40	<40	<40
Aliphatics >C12-C16	<100 µg/kg	TM173		<100	10400	96500	<100	<100	<100
Aliphatics >C16-C21	<100 µg/kg	TM173		<100	5940	5630	2050	<100	<100
Aliphatics >C21-C35	<100 µg/kg	TM173		<100	20200	30200	7680	<100	<100
Aliphatics >C35-C44	<100 µg/kg	TM173		<100	<100	20800	<100	<100	<100
Total Aliphatics >C12-C44	<100 µg/kg	TM173		<100	36500	153000	9740	<100	<100
Aromatics >EC5-EC7	<10 µg/kg	TM089		<40 @	<40	<40	<40	<40	<40
Aromatics >EC7-EC8	<10 µg/kg	TM089		<40 @	<40	<40	<40	<40	<40
Aromatics >EC8-EC10	<10 µg/kg	TM089		<40 @	179	59000	<40	<40	<40
Aromatics >EC10-EC12	<10 µg/kg	TM089		<40 @	471	65300	<40	<40	<40
Aromatics >EC12-EC16	<100 µg/kg	TM173		<100	1810	4260	<100	<100	<100
Aromatics >EC16-EC21	<100 µg/kg	TM173		<100	3340	<100	9240	<100	<100
Aromatics >EC21-EC35	<100 µg/kg	TM173		<100	20000	19900	36400	<100	<100
Aromatics >EC35-EC44	<100 µg/kg	TM173		<100	7780	19300	11200	<100	<100
Aromatics >EC40-EC44	<100 µg/kg	TM173		<100	2870	7980	4150	<100	<100
Total Aromatics >EC12-EC44	<100 µg/kg	TM173		<100	33000	43400	56900	<100	<100
Total Aliphatics & Aromatics >C5-C44	<100 µg/kg	TM173		<100	71200	511000	66600	<100	<100

CERTIFICATE OF ANALYSIS

SDG:	140722-32	**Location:**	Coed Darcy	**Order Number:**	CD0753
Job:	H_ATKINS_LDC-224	**Customer:**	Atkins Global Ltd	**Report Number:**	291717
Client Reference:	Site Wide Trial Pitting	**Attention:**	Jack Lowrie	**Superseded Report:**	279324

TPH CWG (S)

Results Legend

#	ISO17025 accredited.
M	*m*CERTS accredited.
aq	Aqueous / settled sample.
diss.filt	Dissolved / filtered sample.
tot.unfilt	Total / unfiltered sample.
*	Subcontracted test.
**	% recovery of the surrogate standard to check the efficiency of the method. The results of individual compounds within samples aren't corrected for the recovery
(F)	Trigger breach confirmed
1-5&+§@	Sample deviation (see appendix)

Component	LOD/Units	Method	Customer Sample Ref.	TPE 1811	TPE 1816	TPE 1816	TPE 1816	TPE 1816	TPE 1817
			Depth (m)	4.00	0.20	1.00	1.50	2.80	0.30
			Sample Type	Soil/Solid	Soil/Solid	Soil/Solid	Soil/Solid	Soil/Solid	Soil/Solid
			Date Sampled	18/07/2014	18/07/2014	18/07/2014	18/07/2014	18/07/2014	18/07/2014
			Sample Time	.	.	.	.	.	.
			Date Received	22/07/2014	22/07/2014	22/07/2014	22/07/2014	22/07/2014	22/07/2014
			SDG Ref	140722-32	140722-32	140722-32	140722-32	140722-32	140722-32
			Lab Sample No.(s)	9664028	9663975	9664038	9664114	9663415	9663653
			AGS Reference						
GRO Surrogate % recovery**	%	TM089		103	65 @	92	102	99	86 @
GRO TOT (Moisture Corrected)	<44 µg/kg	TM089		<176 M	<176 @ M	<176 M	<176 M	<176 M	<176 @ M
Methyl tertiary butyl ether (MTBE)	<5 µg/kg	TM089		<20 M	<20 @ M	<20 M	<20 M	<20 M	<20 @ M
Benzene	<10 µg/kg	TM089		<40 M	<40 @ M	<40 M	<40 M	<40 M	<40 @ M
Toluene	<2 µg/kg	TM089		<8 M	<8 @ M	<8 M	<8 M	<8 M	<8 @ M
Ethylbenzene	<3 µg/kg	TM089		<12 M	<12 @ M	<12 M	<12 M	<12 M	<12 @ M
m,p-Xylene	<6 µg/kg	TM089		<24 M	<24 @ M	<24 M	<24 M	<24 M	<24 @ M
o-Xylene	<3 µg/kg	TM089		<12 M	<12 @ M	<12 M	<12 M	<12 M	<12 @ M
sum of detected mpo xylene by GC	<9 µg/kg	TM089		<36	<36 @	<36	<36	<36	<36 @
sum of detected BTEX by GC	<24 µg/kg	TM089		<96	<96 @	<96	<96	<96	<96 @
Aliphatics >C5-C6	<10 µg/kg	TM089		<40	<40 @	<40	<40	<40	<40 @
Aliphatics >C6-C8	<10 µg/kg	TM089		<40	<40 @	<40	<40	<40	<40 @
Aliphatics >C8-C10	<10 µg/kg	TM089		<40	<40 @	<40	<40	<40	<40 @
Aliphatics >C10-C12	<10 µg/kg	TM089		<40	<40 @	<40	<40	<40	<40 @
Aliphatics >C12-C16	<100 µg/kg	TM173		<100	<100	<100	<100	<100	<100
Aliphatics >C16-C21	<100 µg/kg	TM173		<100	<100	<100	<100	<100	<100
Aliphatics >C21-C35	<100 µg/kg	TM173		<100	31600	<100	<100	<100	<100
Aliphatics >C35-C44	<100 µg/kg	TM173		<100	<100	<100	<100	<100	<100
Total Aliphatics >C12-C44	<100 µg/kg	TM173		<100	31600	<100	<100	<100	<100
Aromatics >EC5-EC7	<10 µg/kg	TM089		<40	<40 @	<40	<40	<40	<40 @
Aromatics >EC7-EC8	<10 µg/kg	TM089		<40	<40 @	<40	<40	<40	<40 @
Aromatics >EC8-EC10	<10 µg/kg	TM089		<40	<40 @	<40	<40	<40	<40 @
Aromatics >EC10-EC12	<10 µg/kg	TM089		<40	<40 @	<40	<40	<40	<40 @
Aromatics >EC12-EC16	<100 µg/kg	TM173		<100	<100	<100	<100	<100	<100
Aromatics >EC16-EC21	<100 µg/kg	TM173		<100	5640	<100	<100	<100	<100
Aromatics >EC21-EC35	<100 µg/kg	TM173		<100	42100	<100	<100	<100	<100
Aromatics >EC35-EC44	<100 µg/kg	TM173		<100	15500	<100	<100	<100	<100
Aromatics >EC40-EC44	<100 µg/kg	TM173		<100	4690	<100	<100	<100	<100
Total Aromatics >EC12-EC44	<100 µg/kg	TM173		<100	63300	<100	<100	<100	<100
Total Aliphatics & Aromatics >C5-C44	<100 µg/kg	TM173		<100	94900	<100	<100	<100	<100

CERTIFICATE OF ANALYSIS

SDG:	140722-32	**Location:**	Coed Darcy	**Order Number:**	CD0753
Job:	H_ATKINS_LDC-224	**Customer:**	Atkins Global Ltd	**Report Number:**	291717
Client Reference:	Site Wide Trial Pitting	**Attention:**	Jack Lowrie	**Superseded Report:**	279324

TPH CWG (S)

Results Legend

#	ISO17025 accredited.
M	*m*CERTS accredited.
aq	Aqueous / settled sample.
diss.filt	Dissolved / filtered sample.
tot.unfilt	Total / unfiltered sample.
*	Subcontracted test.
**	% recovery of the surrogate standard to check the efficiency of the method. The results of individual compounds within samples aren't corrected for the recovery
(F)	Trigger breach confirmed
1-5&+§@	Sample deviation (see appendix)

Component	LOD/Units	Method	Customer Sample Ref.	TPE 1817	TPE 1817	TPE 1817	TPE 1818	TPE 1818	TPE 1818
			Depth (m)	0.80	1.50	2.50	0.20	0.40	0.70
			Sample Type	Soil/Solid	Soil/Solid	Soil/Solid	Soil/Solid	Soil/Solid	Soil/Solid
			Date Sampled	18/07/2014	18/07/2014	18/07/2014	18/07/2014	18/07/2014	18/07/2014
			Sample Time	.	.	.	.	.	.
			Date Received	22/07/2014	22/07/2014	22/07/2014	22/07/2014	22/07/2014	22/07/2014
			SDG Ref	140722-32	140722-32	140722-32	140722-32	140722-32	140722-32
			Lab Sample No.(s)	9663742	9663853	9663912	9663503	9663510	9663517
			AGS Reference						
GRO Surrogate % recovery**	%	TM089		92	100 @	103 @	87	71 @	98 @
GRO TOT (Moisture Corrected)	<44 µg/kg	TM089		<176 M	807 @ M	<176 @ M	<176 M	<176 @ M	<176 @ M
Methyl tertiary butyl ether (MTBE)	<5 µg/kg	TM089		<20 M	<20 @ M	<20 @ M	<20 M	<20 @ M	<20 @ M
Benzene	<10 µg/kg	TM089		<40 M	<40 @ M	<40 @ M	<40 M	<40 @ M	<40 @ M
Toluene	<2 µg/kg	TM089		<8 M	<8 @ M	<8 @ M	<8 M	<8 @ M	<8 @ M
Ethylbenzene	<3 µg/kg	TM089		<12 M	<12 @ M	<12 @ M	<12 M	<12 @ M	<12 @ M
m,p-Xylene	<6 µg/kg	TM089		<24 M	<24 @ M	<24 @ M	<24 M	<24 @ M	<24 @ M
o-Xylene	<3 µg/kg	TM089		<12 M	<12 @ M	<12 @ M	<12 M	<12 @ M	<12 @ M
sum of detected mpo xylene by GC	<9 µg/kg	TM089		<9	<36 @	<36 @	<36	<36 @	<36 @
sum of detected BTEX by GC	<24 µg/kg	TM089		<24	<96 @	<96 @	<96	<96 @	<96 @
Aliphatics >C5-C6	<10 µg/kg	TM089		<40	<40 @	<40 @	<40	55.8 @	<40 @
Aliphatics >C6-C8	<10 µg/kg	TM089		<40	<40 @	<40 @	<40	74.4 @	<40 @
Aliphatics >C8-C10	<10 µg/kg	TM089		<40	130 @	<40 @	<40	65.1 @	<40 @
Aliphatics >C10-C12	<10 µg/kg	TM089		<40	320 @	<40 @	<40	149 @	<40 @
Aliphatics >C12-C16	<100 µg/kg	TM173		<100	<100	<100	<100	<100	<100
Aliphatics >C16-C21	<100 µg/kg	TM173		<100	<100	<100	<100	3580	<100
Aliphatics >C21-C35	<100 µg/kg	TM173		<100	<100	<100	9250	98200	<100
Aliphatics >C35-C44	<100 µg/kg	TM173		<100	<100	<100	<100	13500	<100
Total Aliphatics >C12-C44	<100 µg/kg	TM173		<100	<100	<100	9250	115000	<100
Aromatics >EC5-EC7	<10 µg/kg	TM089		<40	<40 @	<40 @	<40	<40 @	<40 @
Aromatics >EC7-EC8	<10 µg/kg	TM089		<40	<40 @	<40 @	<40	<40 @	<40 @
Aromatics >EC8-EC10	<10 µg/kg	TM089		<40	104 @	<40 @	<40	58.9 @	<40 @
Aromatics >EC10-EC12	<10 µg/kg	TM089		<40	213 @	<40 @	<40	99.2 @	<40 @
Aromatics >EC12-EC16	<100 µg/kg	TM173		<100	<100	<100	<100	<100	<100
Aromatics >EC16-EC21	<100 µg/kg	TM173		<100	<100	<100	<100	8860	<100
Aromatics >EC21-EC35	<100 µg/kg	TM173		<100	<100	<100	10500	162000	12000
Aromatics >EC35-EC44	<100 µg/kg	TM173		<100	<100	<100	4520	56800	3320
Aromatics >EC40-EC44	<100 µg/kg	TM173		<100	<100	<100	<100	16800	<100
Total Aromatics >EC12-EC44	<100 µg/kg	TM173		<100	<100	<100	15000	228000	15300
Total Aliphatics & Aromatics >C5-C44	<100 µg/kg	TM173		<100	808	<100	24300	343000	15300

CERTIFICATE OF ANALYSIS

SDG:	140722-32	**Location:**	Coed Darcy	**Order Number:**	CD0753
Job:	H_ATKINS_LDC-224	**Customer:**	Atkins Global Ltd	**Report Number:**	291717
Client Reference:	Site Wide Trial Pitting	**Attention:**	Jack Lowrie	**Superseded Report:**	279324

TPH CWG (S)

Results Legend

#	ISO17025 accredited.
M	*m*CERTS accredited.
aq	Aqueous / settled sample.
diss.filt	Dissolved / filtered sample.
tot.unfilt	Total / unfiltered sample.
*	Subcontracted test.
**	% recovery of the surrogate standard to check the efficiency of the method. The results of individual compounds within samples aren't corrected for the recovery
(F)	Trigger breach confirmed
1-5&+§@	Sample deviation (see appendix)

Component	LOD/Units	Method	Customer Sample Ref.	TPE 1819	TPE 1819	TPE 1820	TPE 1821	TPE 1821	TPE 1822
			Depth (m)	0.30	1.20	0.50	0.50	1.50	0.50
			Sample Type	Soil/Solid	Soil/Solid	Soil/Solid	Soil/Solid	Soil/Solid	Soil/Solid
			Date Sampled	18/07/2014	18/07/2014	18/07/2014	18/07/2014	18/07/2014	18/07/2014
			Sample Time	.	.	.	.	.	.
			Date Received	22/07/2014	22/07/2014	22/07/2014	22/07/2014	22/07/2014	22/07/2014
			SDG Ref	140722-32	140722-32	140722-32	140722-32	140722-32	140722-32
			Lab Sample No.(s)	9663557	9663570	9664119	9664102	9664108	9664125
			AGS Reference						
GRO Surrogate % recovery**	%	TM089		87 @	82 @	67	82	92	78
GRO TOT (Moisture Corrected)	<44 µg/kg	TM089		<176 @ M	<176 @ M	<176 M	<176 M	9190 M	<176 M
Methyl tertiary butyl ether (MTBE)	<5 µg/kg	TM089		<20 @ M	<20 @ M	<20 M	<20 M	<5 M	<20 M
Benzene	<10 µg/kg	TM089		<40 @ M	<40 @ M	<40 M	<40 M	<10 M	<40 M
Toluene	<2 µg/kg	TM089		<8 @ M	<8 @ M	<8 M	<8 M	<2 M	<8 M
Ethylbenzene	<3 µg/kg	TM089		<12 @ M	<12 @ M	<12 M	<12 M	<3 M	<12 M
m,p-Xylene	<6 µg/kg	TM089		<24 @ M	<24 @ M	<24 M	<24 M	<6 M	<24 M
o-Xylene	<3 µg/kg	TM089		<12 @ M	<12 @ M	<12 M	<12 M	<3 M	<12 M
sum of detected mpo xylene by GC	<9 µg/kg	TM089		<36 @	<36 @	<36	<36	<9	<36
sum of detected BTEX by GC	<24 µg/kg	TM089		<96 @	<96 @	<96	<96	<24	<96
Aliphatics >C5-C6	<10 µg/kg	TM089		<40 @	<40 @	<40	<40	<10	<40
Aliphatics >C6-C8	<10 µg/kg	TM089		<40 @	<40 @	<40	<40	1450	<40
Aliphatics >C8-C10	<10 µg/kg	TM089		<40 @	<40 @	<40	<40	3550	<40
Aliphatics >C10-C12	<10 µg/kg	TM089		<40 @	<40 @	<40	<40	1090	<40
Aliphatics >C12-C16	<100 µg/kg	TM173		<100	<100	<100	<100	<100	<100
Aliphatics >C16-C21	<100 µg/kg	TM173		<100	<100	<100	2090	<100	<100
Aliphatics >C21-C35	<100 µg/kg	TM173		<100	<100	<100	11100	<100	<100
Aliphatics >C35-C44	<100 µg/kg	TM173		<100	<100	<100	<100	<100	<100
Total Aliphatics >C12-C44	<100 µg/kg	TM173		<100	<100	<100	13200	<100	<100
Aromatics >EC5-EC7	<10 µg/kg	TM089		<40 @	<40 @	<40	<40	<10	<40
Aromatics >EC7-EC8	<10 µg/kg	TM089		<40 @	<40 @	<40	<40	<10	<40
Aromatics >EC8-EC10	<10 µg/kg	TM089		<40 @	<40 @	<40	<40	2370	<40
Aromatics >EC10-EC12	<10 µg/kg	TM089		<40 @	<40 @	<40	<40	727	<40
Aromatics >EC12-EC16	<100 µg/kg	TM173		<100	<100	<100	<100	<100	<100
Aromatics >EC16-EC21	<100 µg/kg	TM173		<100	<100	<100	<100	<100	<100
Aromatics >EC21-EC35	<100 µg/kg	TM173		13100	<100	<100	10700	<100	<100
Aromatics >EC35-EC44	<100 µg/kg	TM173		3570	<100	<100	8920	<100	<100
Aromatics >EC40-EC44	<100 µg/kg	TM173		<100	<100	<100	3710	<100	<100
Total Aromatics >EC12-EC44	<100 µg/kg	TM173		16700	<100	<100	19600	<100	<100
Total Aliphatics & Aromatics >C5-C44	<100 µg/kg	TM173		16700	<100	<100	32900	9190	<100

CERTIFICATE OF ANALYSIS

SDG:	140722-32	**Location:**	Coed Darcy	**Order Number:**	CD0753
Job:	H_ATKINS_LDC-224	**Customer:**	Atkins Global Ltd	**Report Number:**	291717
Client Reference:	Site Wide Trial Pitting	**Attention:**	Jack Lowrie	**Superseded Report:**	279324

TPH CWG (S)

Results Legend

#	ISO17025 accredited.
M	*m*CERTS accredited.
aq	Aqueous / settled sample.
diss.filt	Dissolved / filtered sample.
tot.unfilt	Total / unfiltered sample.
*	Subcontracted test.
**	% recovery of the surrogate standard to check the efficiency of the method. The results of individual compounds within samples aren't corrected for the recovery
(F)	Trigger breach confirmed
1-5&+§@	Sample deviation (see appendix)

Component	LOD/Units	Method	Customer Sample Ref.	TPE 1822	TPE 1822				
			Depth (m)	1.50	2.50				
			Sample Type	Soil/Solid	Soil/Solid				
			Date Sampled	18/07/2014	18/07/2014				
			Sample Time	.	.				
			Date Received	22/07/2014	22/07/2014				
			SDG Ref	140722-32	140722-32				
			Lab Sample No.(s)	9664132	9664136				
			AGS Reference						
GRO Surrogate % recovery**	%	TM089		90	90				
GRO TOT (Moisture Corrected)	<44 µg/kg	TM089		<44 M	4890 M				
Methyl tertiary butyl ether (MTBE)	<5 µg/kg	TM089		<5 M	<5 M				
Benzene	<10 µg/kg	TM089		<10 M	<10 M				
Toluene	<2 µg/kg	TM089		<2 M	<2 M				
Ethylbenzene	<3 µg/kg	TM089		<3 M	<3 M				
m,p-Xylene	<6 µg/kg	TM089		<6 M	<6 M				
o-Xylene	<3 µg/kg	TM089		<3 M	<3 M				
sum of detected mpo xylene by GC	<9 µg/kg	TM089		<9	<9				
sum of detected BTEX by GC	<24 µg/kg	TM089		<24	<24				
Aliphatics >C5-C6	<10 µg/kg	TM089		<10	20.5				
Aliphatics >C6-C8	<10 µg/kg	TM089		<10	1510				
Aliphatics >C8-C10	<10 µg/kg	TM089		<10	1750				
Aliphatics >C10-C12	<10 µg/kg	TM089		<10	268				
Aliphatics >C12-C16	<100 µg/kg	TM173		<100	<100				
Aliphatics >C16-C21	<100 µg/kg	TM173		<100	<100				
Aliphatics >C21-C35	<100 µg/kg	TM173		<100	<100				
Aliphatics >C35-C44	<100 µg/kg	TM173		<100	<100				
Total Aliphatics >C12-C44	<100 µg/kg	TM173		<100	<100				
Aromatics >EC5-EC7	<10 µg/kg	TM089		<10	<10				
Aromatics >EC7-EC8	<10 µg/kg	TM089		<10	<10				
Aromatics >EC8-EC10	<10 µg/kg	TM089		<10	1170				
Aromatics >EC10-EC12	<10 µg/kg	TM089		<10	178				
Aromatics >EC12-EC16	<100 µg/kg	TM173		<100	<100				
Aromatics >EC16-EC21	<100 µg/kg	TM173		<100	<100				
Aromatics >EC21-EC35	<100 µg/kg	TM173		<100	<100				
Aromatics >EC35-EC44	<100 µg/kg	TM173		<100	<100				
Aromatics >EC40-EC44	<100 µg/kg	TM173		<100	<100				
Total Aromatics >EC12-EC44	<100 µg/kg	TM173		<100	<100				
Total Aliphatics & Aromatics >C5-C44	<100 µg/kg	TM173		<100	4890				

CERTIFICATE OF ANALYSIS

SDG:	140722-32	**Location:**	Coed Darcy	**Order Number:**	CD0753
Job:	H_ATKINS_LDC-224	**Customer:**	Atkins Global Ltd	**Report Number:**	291717
Client Reference:	Site Wide Trial Pitting	**Attention:**	Jack Lowrie	**Superseded Report:**	279324

Asbestos Identification - Solid Samples

		Date of Analysis	Analysed By	Comments	Amosite (Brown) Asbestos	Chrysotile (White) Asbestos	Crocidolite (Blue) Asbestos	Fibrous Actinolite	Fibrous Anthophyllite	Fibrous Tremolite	Non-Asbestos Fibre
Cust. Sample Ref. Depth (m) Sample Type Date Sampled Date Receieved SDG Original Sample Method Number	IP 194 0.50 SOLID 18/07/2014 00:00:00 140722-32 9663866 TM048	2/8/14	Paul Fenney	-	Not Detected (#)	Not Detected (#)	Not Detected (#)	Not Detected (#)	Not Detected (#)	Not Detected (#)	Not Detected
Cust. Sample Ref. Depth (m) Sample Type Date Sampled Date Receieved SDG Original Sample Method Number	IP 198 0.50 SOLID 18/07/2014 00:00:00 140722-32 9663820 TM048	2/8/14	Paul Fenney	-	Not Detected (#)	Not Detected (#)	Not Detected (#)	Not Detected (#)	Not Detected (#)	Not Detected (#)	Not Detected
Cust. Sample Ref. Depth (m) Sample Type Date Sampled Date Receieved SDG Original Sample Method Number	IP 212 0.50 SOLID 18/07/2014 00:00:00 140722-32 9663886 TM048	4/8/14	Chris Swindells	-	Not Detected (#)	Not Detected (#)	Not Detected (#)	Not Detected (#)	Not Detected (#)	Not Detected (#)	Not Detected
Cust. Sample Ref. Depth (m) Sample Type Date Sampled Date Receieved SDG Original Sample Method Number	IP 1262 0.30 SOLID 18/07/2014 00:00:00 140722-32 9663407 TM048	1/8/14	Simon Postlewhite	-	Not Detected (#)	Not Detected (#)	Not Detected (#)	Not Detected (#)	Not Detected (#)	Not Detected (#)	Not Detected
Cust. Sample Ref. Depth (m) Sample Type Date Sampled Date Receieved SDG Original Sample Method Number	IP 1262 0.70 SOLID 18/07/2014 00:00:00 140722-32 9663543 TM048	2/8/14	Paul Fenney	-	Not Detected (#)	Not Detected (#)	Not Detected (#)	Not Detected (#)	Not Detected (#)	Not Detected (#)	Not Detected

CERTIFICATE OF ANALYSIS

SDG: 140722-32 **Location:** Coed Darcy **Order Number:** CD0753
Job: H_ATKINS_LDC-224 **Customer:** Atkins Global Ltd **Report Number:** 291717
Client Reference: Site Wide Trial Pitting **Attention:** Jack Lowrie **Superseded Report:** 279324

		Date of Analysis	Analysed By	Comments	Amosite (Brown) Asbestos	Chrysotile (White) Asbestos	Crocidolite (Blue) Asbestos	Fibrous Actinolite	Fibrous Anthophyllite	Fibrous Tremolite	Non-Asbestos Fibre
Cust. Sample Ref. Depth (m) Sample Type Date Sampled Date Receieved SDG Original Sample Method Number	TPE 1714 0.50 SOLID 18/07/2014 00:00:00 140722-32 9663643 TM048	2/8/14	Paul Fenney	-	Not Detected (#)	Not Detected (#)	Not Detected (#)	Not Detected (#)	Not Detected (#)	Not Detected (#)	Not Detected
Cust. Sample Ref. Depth (m) Sample Type Date Sampled Date Receieved SDG Original Sample Method Number	TPE 1716 0.50 SOLID 18/07/2014 00:00:00 140722-32 9663664 TM048	2/8/14	Paul Fenney	-	Not Detected (#)	Not Detected (#)	Not Detected (#)	Not Detected (#)	Not Detected (#)	Not Detected (#)	Not Detected
Cust. Sample Ref. Depth (m) Sample Type Date Sampled Date Receieved SDG Original Sample Method Number	TPE 1717 0.50 SOLID 18/07/2014 00:00:00 140722-32 9663634 TM048	4/8/14	Simon Postlewhite	-	Not Detected (#)	Not Detected (#)	Not Detected (#)	Not Detected (#)	Not Detected (#)	Not Detected (#)	Not Detected
Cust. Sample Ref. Depth (m) Sample Type Date Sampled Date Receieved SDG Original Sample Method Number	TPE 1718 0.50 SOLID 18/07/2014 00:00:00 140722-32 9663609 TM048	4/8/14	Chris Swindells	-	Not Detected (#)	Not Detected (#)	Not Detected (#)	Not Detected (#)	Not Detected (#)	Not Detected (#)	Not Detected
Cust. Sample Ref. Depth (m) Sample Type Date Sampled Date Receieved SDG Original Sample Method Number	TPE 1731 0.50 SOLID 18/07/2014 00:00:00 140722-32 9663678 TM048	4/8/14	Chris Swindells	-	Not Detected (#)	Not Detected (#)	Not Detected (#)	Not Detected (#)	Not Detected (#)	Not Detected (#)	Not Detected
Cust. Sample Ref. Depth (m) Sample Type Date Sampled Date Receieved SDG Original Sample Method Number	TPE 1732 0.50 SOLID 18/07/2014 00:00:00 140722-32 9663765 TM048	4/8/14	Simon Postlewhite	-	Not Detected (#)	Not Detected (#)	Not Detected (#)	Not Detected (#)	Not Detected (#)	Not Detected (#)	Not Detected

CERTIFICATE OF ANALYSIS

SDG: 140722-32 **Location:** Coed Darcy **Order Number:** CD0753
Job: H_ATKINS_LDC-224 **Customer:** Atkins Global Ltd **Report Number:** 291717
Client Reference: Site Wide Trial Pitting **Attention:** Jack Lowrie **Superseded Report:** 279324

		Date of Analysis	Analysed By	Comments	Amosite (Brown) Asbestos	Chrysotile (White) Asbestos	Crocidolite (Blue) Asbestos	Fibrous Actinolite	Fibrous Anthophyllite	Fibrous Tremolite	Non-Asbestos Fibre
Cust. Sample Ref. Depth (m) Sample Type Date Sampled Date Receieved SDG Original Sample Method Number	TPE 1732 1.00 SOLID 18/07/2014 00:00:00 140722-32 9663775 TM048	1/8/14	Simon Postlewhite	-	Not Detected (#)	Not Detected (#)	Not Detected (#)	Not Detected (#)	Not Detected (#)	Not Detected (#)	Not Detected
Cust. Sample Ref. Depth (m) Sample Type Date Sampled Date Receieved SDG Original Sample Method Number	TPE 1733 0.50 SOLID 18/07/2014 00:00:00 140722-32 9663671 TM048	1/8/14	Chris Swindells	-	Not Detected (#)	Not Detected (#)	Not Detected (#)	Not Detected (#)	Not Detected (#)	Not Detected (#)	Not Detected
Cust. Sample Ref. Depth (m) Sample Type Date Sampled Date Receieved SDG Original Sample Method Number	TPE 1734 0.50 SOLID 18/07/2014 00:00:00 140722-32 9663753 TM048	2/8/14	Paul Fenney	-	Not Detected (#)	Not Detected (#)	Not Detected (#)	Not Detected (#)	Not Detected (#)	Not Detected (#)	Not Detected
Cust. Sample Ref. Depth (m) Sample Type Date Sampled Date Receieved SDG Original Sample Method Number	TPE 1735 0.50 SOLID 18/07/2014 00:00:00 140722-32 9663726 TM048	2/8/14	Paul Fenney	-	Not Detected (#)	Not Detected (#)	Not Detected (#)	Not Detected (#)	Not Detected (#)	Not Detected (#)	Not Detected
Cust. Sample Ref. Depth (m) Sample Type Date Sampled Date Receieved SDG Original Sample Method Number	TPE 1736 0.50 SOLID 18/07/2014 00:00:00 140722-32 9663705 TM048	4/8/14	Simon Postlewhite	-	Not Detected (#)	Not Detected (#)	Not Detected (#)	Not Detected (#)	Not Detected (#)	Not Detected (#)	Not Detected
Cust. Sample Ref. Depth (m) Sample Type Date Sampled Date Receieved SDG Original Sample Method Number	TPE 1778 0.50 SOLID 18/07/2014 00:00:00 140722-32 9664078 TM048	4/8/14	Simon Postlewhite	-	Not Detected (#)	Not Detected (#)	Not Detected (#)	Not Detected (#)	Not Detected (#)	Not Detected (#)	Not Detected

CERTIFICATE OF ANALYSIS

SDG: 140722-32 **Location:** Coed Darcy **Order Number:** CD0753
Job: H_ATKINS_LDC-224 **Customer:** Atkins Global Ltd **Report Number:** 291717
Client Reference: Site Wide Trial Pitting **Attention:** Jack Lowrie **Superseded Report:** 279324

		Date of Analysis	Analysed By	Comments	Amosite (Brown) Asbestos	Chrysotile (White) Asbestos	Crocidolite (Blue) Asbestos	Fibrous Actinolite	Fibrous Anthophyllite	Fibrous Tremolite	Non-Asbestos Fibre
Cust. Sample Ref. Depth (m) Sample Type Date Sampled Date Receieved SDG Original Sample Method Number	TPE 1780 0.50 SOLID 18/07/2014 00:00:00 140722-32 9664049 TM048	2/8/14	Paul Fenney	-	Not Detected (#)	Not Detected (#)	Not Detected (#)	Not Detected (#)	Not Detected (#)	Not Detected (#)	Not Detected
Cust. Sample Ref. Depth (m) Sample Type Date Sampled Date Receieved SDG Original Sample Method Number	TPE 1783 0.50 SOLID 18/07/2014 00:00:00 140722-32 9663918 TM048	4/8/14	Simon Postlewhite	-	Not Detected (#)	Not Detected (#)	Not Detected (#)	Not Detected (#)	Not Detected (#)	Not Detected (#)	Not Detected
Cust. Sample Ref. Depth (m) Sample Type Date Sampled Date Receieved SDG Original Sample Method Number	TPE 1785 0.50 SOLID 18/07/2014 00:00:00 140722-32 9663470 TM048	2/8/14	Paul Fenney	-	Not Detected (#)	Not Detected (#)	Not Detected (#)	Not Detected (#)	Not Detected (#)	Not Detected (#)	Not Detected
Cust. Sample Ref. Depth (m) Sample Type Date Sampled Date Receieved SDG Original Sample Method Number	TPE 1786 1.00 SOLID 18/07/2014 00:00:00 140722-32 9663449 TM048	2/8/14	Paul Fenney	-	Not Detected (#)	Not Detected (#)	Not Detected (#)	Not Detected (#)	Not Detected (#)	Not Detected (#)	Not Detected
Cust. Sample Ref. Depth (m) Sample Type Date Sampled Date Receieved SDG Original Sample Method Number	TPE 1787 0.50 SOLID 18/07/2014 00:00:00 140722-32 9663424 TM048	4/8/14	Simon Postlewhite	-	Not Detected (#)	Not Detected (#)	Not Detected (#)	Not Detected (#)	Not Detected (#)	Not Detected (#)	Not Detected
Cust. Sample Ref. Depth (m) Sample Type Date Sampled Date Receieved SDG Original Sample Method Number	TPE 1801 0.50 SOLID 18/07/2014 00:00:00 140722-32 9664143 TM048	4/8/14	Simon Postlewhite	-	Not Detected (#)	Not Detected (#)	Not Detected (#)	Not Detected (#)	Not Detected (#)	Not Detected (#)	Not Detected

CERTIFICATE OF ANALYSIS

SDG: 140722-32 **Location:** Coed Darcy **Order Number:** CD0753
Job: H_ATKINS_LDC-224 **Customer:** Atkins Global Ltd **Report Number:** 291717
Client Reference: Site Wide Trial Pitting **Attention:** Jack Lowrie **Superseded Report:** 279324

		Date of Analysis	Analysed By	Comments	Amosite (Brown) Asbestos	Chrysotile (White) Asbestos	Crocidolite (Blue) Asbestos	Fibrous Actinolite	Fibrous Anthophyllite	Fibrous Tremolite	Non-Asbestos Fibre
Cust. Sample Ref. Depth (m) Sample Type Date Sampled Date Receieved SDG Original Sample Method Number	TPE 1802 1.00 SOLID 18/07/2014 00:00:00 140722-32 9664169 TM048	2/8/14	Paul Fenney	-	Not Detected (#)	Not Detected (#)	Not Detected (#)	Not Detected (#)	Not Detected (#)	Not Detected (#)	Not Detected
Cust. Sample Ref. Depth (m) Sample Type Date Sampled Date Receieved SDG Original Sample Method Number	TPE 1803 1.00 SOLID 18/07/2014 00:00:00 140722-32 9663485 TM048	4/8/14	Chris Swindells	-	Not Detected (#)	Not Detected (#)	Not Detected (#)	Not Detected (#)	Not Detected (#)	Not Detected (#)	Not Detected
Cust. Sample Ref. Depth (m) Sample Type Date Sampled Date Receieved SDG Original Sample Method Number	TPE 1804 0.20 SOLID 18/07/2014 00:00:00 140722-32 9663525 TM048	4/8/14	Chris Swindells	-	Not Detected (#)	Not Detected (#)	Not Detected (#)	Not Detected (#)	Not Detected (#)	Not Detected (#)	Not Detected
Cust. Sample Ref. Depth (m) Sample Type Date Sampled Date Receieved SDG Original Sample Method Number	TPE 1804 0.70 SOLID 18/07/2014 00:00:00 140722-32 9663533 TM048	01/08/14	Simon Postlewhite	-	Not Detected (#)	Not Detected (#)	Not Detected (#)	Not Detected (#)	Not Detected (#)	Not Detected (#)	Not Detected
Cust. Sample Ref. Depth (m) Sample Type Date Sampled Date Receieved SDG Original Sample Method Number	TPE 1805 0.50 SOLID 18/07/2014 00:00:00 140722-32 9663582 TM048	2/8/14	Paul Fenney	-	Not Detected (#)	Not Detected (#)	Not Detected (#)	Not Detected (#)	Not Detected (#)	Not Detected (#)	Not Detected
Cust. Sample Ref. Depth (m) Sample Type Date Sampled Date Receieved SDG Original Sample Method Number	TPE 1805 1.00 SOLID 18/07/2014 00:00:00 140722-32 9663592 TM048	4/8/14	Chris Swindells	-	Not Detected (#)	Not Detected (#)	Not Detected (#)	Not Detected (#)	Not Detected (#)	Not Detected (#)	Not Detected

CERTIFICATE OF ANALYSIS

SDG: 140722-32 **Location:** Coed Darcy **Order Number:** CD0753
Job: H_ATKINS_LDC-224 **Customer:** Atkins Global Ltd **Report Number:** 291717
Client Reference: Site Wide Trial Pitting **Attention:** Jack Lowrie **Superseded Report:** 279324

		Date of Analysis	Analysed By	Comments	Amosite (Brown) Asbestos	Chrysotile (White) Asbestos	Crocidolite (Blue) Asbestos	Fibrous Actinolite	Fibrous Anthophyllite	Fibrous Tremolite	Non-Asbestos Fibre
Cust. Sample Ref. Depth (m) Sample Type Date Sampled Date Receieved SDG Original Sample Method Number	TPE 1806 0.50 SOLID 18/07/2014 00:00:00 140722-32 9663947 TM048	4/8/14	Simon Postlewhite	-	Not Detected (#)	Not Detected (#)	Not Detected (#)	Not Detected (#)	Not Detected (#)	Not Detected (#)	Not Detected
Cust. Sample Ref. Depth (m) Sample Type Date Sampled Date Receieved SDG Original Sample Method Number	TPE 1809 0.50 SOLID 18/07/2014 00:00:00 140722-32 9664034 TM048	2/8/14	Paul Fenney	-	Not Detected (#)	Not Detected (#)	Not Detected (#)	Not Detected (#)	Not Detected (#)	Not Detected (#)	Not Detected
Cust. Sample Ref. Depth (m) Sample Type Date Sampled Date Receieved SDG Original Sample Method Number	TPE 1811 0.50 SOLID 18/07/2014 00:00:00 140722-32 9664007 TM048	2/8/14	Paul Fenney	-	Not Detected (#)	Not Detected (#)	Not Detected (#)	Not Detected (#)	Not Detected (#)	Not Detected (#)	Not Detected
Cust. Sample Ref. Depth (m) Sample Type Date Sampled Date Receieved SDG Original Sample Method Number	TPE 1816 0.20 SOLID 18/07/2014 00:00:00 140722-32 9663975 TM048	2/8/14	Paul Fenney	-	Not Detected (#)	Not Detected (#)	Not Detected (#)	Not Detected (#)	Not Detected (#)	Not Detected (#)	Not Detected
Cust. Sample Ref. Depth (m) Sample Type Date Sampled Date Receieved SDG Original Sample Method Number	TPE 1816 1.00 SOLID 18/07/2014 00:00:00 140722-32 9664038 TM048	4/8/14	Chris Swindells	-	Not Detected (#)	Not Detected (#)	Not Detected (#)	Not Detected (#)	Not Detected (#)	Not Detected (#)	Not Detected
Cust. Sample Ref. Depth (m) Sample Type Date Sampled Date Receieved SDG Original Sample Method Number	TPE 1817 0.30 SOLID 18/07/2014 00:00:00 140722-32 9663653 TM048	2/8/14	Paul Fenney	-	Not Detected (#)	Not Detected (#)	Not Detected (#)	Not Detected (#)	Not Detected (#)	Not Detected (#)	Not Detected

CERTIFICATE OF ANALYSIS

SDG: 140722-32 **Location:** Coed Darcy **Order Number:** CD0753
Job: H_ATKINS_LDC-224 **Customer:** Atkins Global Ltd **Report Number:** 291717
Client Reference: Site Wide Trial Pitting **Attention:** Jack Lowrie **Superseded Report:** 279324

		Date of Analysis	Analysed By	Comments	Amosite (Brown) Asbestos	Chrysotile (White) Asbestos	Crocidolite (Blue) Asbestos	Fibrous Actinolite	Fibrous Anthophyllite	Fibrous Tremolite	Non-Asbestos Fibre
Cust. Sample Ref. Depth (m) Sample Type Date Sampled Date Receieved SDG Original Sample Method Number	TPE 1817 0.80 SOLID 18/07/2014 00:00:00 140722-32 9663742 TM048	4/8/14	Simon Postlewhite	-	Not Detected (#)	Not Detected (#)	Not Detected (#)	Not Detected (#)	Not Detected (#)	Not Detected (#)	Not Detected
Cust. Sample Ref. Depth (m) Sample Type Date Sampled Date Receieved SDG Original Sample Method Number	TPE 1818 0.20 SOLID 18/07/2014 00:00:00 140722-32 9663503 TM048	4/8/14	Chris Swindells	-	Not Detected (#)	Not Detected (#)	Not Detected (#)	Not Detected (#)	Not Detected (#)	Not Detected (#)	Not Detected
Cust. Sample Ref. Depth (m) Sample Type Date Sampled Date Receieved SDG Original Sample Method Number	TPE 1818 0.40 SOLID 18/07/2014 00:00:00 140722-32 9663510 TM048	01/08/14	Simon Postlewhite	-	Not Detected (#)	Not Detected (#)	Not Detected (#)	Not Detected (#)	Not Detected (#)	Not Detected (#)	Not Detected
Cust. Sample Ref. Depth (m) Sample Type Date Sampled Date Receieved SDG Original Sample Method Number	TPE 1818 0.70 SOLID 18/07/2014 00:00:00 140722-32 9663517 TM048	1/8/14	Chris Swindells	-	Not Detected (#)	Not Detected (#)	Not Detected (#)	Not Detected (#)	Not Detected (#)	Not Detected (#)	Not Detected
Cust. Sample Ref. Depth (m) Sample Type Date Sampled Date Receieved SDG Original Sample Method Number	TPE 1819 0.30 SOLID 18/07/2014 00:00:00 140722-32 9663557 TM048	01/08/14	Simon Postlewhite	-	Not Detected (#)	Not Detected (#)	Not Detected (#)	Not Detected (#)	Not Detected (#)	Not Detected (#)	Not Detected
Cust. Sample Ref. Depth (m) Sample Type Date Sampled Date Receieved SDG Original Sample Method Number	TPE 1820 0.50 SOLID 18/07/2014 00:00:00 140722-32 9664119 TM048	1/8/14	Simon Postlewhite	-	Not Detected (#)	Not Detected (#)	Not Detected (#)	Not Detected (#)	Not Detected (#)	Not Detected (#)	Not Detected

CERTIFICATE OF ANALYSIS

SDG: 140722-32 **Location:** Coed Darcy **Order Number:** CD0753
Job: H_ATKINS_LDC-224 **Customer:** Atkins Global Ltd **Report Number:** 291717
Client Reference: Site Wide Trial Pitting **Attention:** Jack Lowrie **Superseded Report:** 279324

		Date of Analysis	Analysed By	Comments	Amosite (Brown) Asbestos	Chrysotile (White) Asbestos	Crocidolite (Blue) Asbestos	Fibrous Actinolite	Fibrous Anthophyllite	Fibrous Tremolite	Non-Asbestos Fibre
Cust. Sample Ref. Depth (m) Sample Type Date Sampled Date Receieved SDG Original Sample Method Number	TPE 1821 0.50 SOLID 18/07/2014 00:00:00 140722-32 9664102 TM048	4/8/14	Chris Swindells	-	Not Detected (#)	Not Detected (#)	Not Detected (#)	Not Detected (#)	Not Detected (#)	Not Detected (#)	Not Detected
Cust. Sample Ref. Depth (m) Sample Type Date Sampled Date Receieved SDG Original Sample Method Number	TPE 1822 0.50 SOLID 18/07/2014 00:00:00 140722-32 9664125 TM048	2/8/14	Paul Fenney	-	Not Detected (#)	Not Detected (#)	Not Detected (#)	Not Detected (#)	Not Detected (#)	Not Detected (#)	Not Detected

CERTIFICATE OF ANALYSIS

SDG:	140722-32	**Location:**	Coed Darcy	**Order Number:**	CD0753
Job:	H_ATKINS_LDC-224	**Customer:**	Atkins Global Ltd	**Report Number:**	291717
Client Reference:	Site Wide Trial Pitting	**Attention:**	Jack Lowrie	**Superseded Report:**	279324

Table of Results - Appendix

Method No	Reference	Description	Wet/Dry Sample [1]	Surrogate Corrected
ASB_PREP				
PM001		Preparation of Samples for Metals Analysis		
PM024	Modified BS 1377	Soil preparation including homogenisation, moisture screens of soils for Asbestos Containing Material		
TM048	HSG 248, Asbestos: The analysts' guide for sampling, analysis and clearance procedures	Identification of Asbestos in Bulk Material		
TM089	Modified: US EPA Methods 8020 & 602	Determination of Gasoline Range Hydrocarbons (GRO) and BTEX (MTBE) compounds by Headspace GC-FID (C4-C12)		
TM132	In - house Method	ELTRA CS800 Operators Guide		
TM133	BS 1377: Part 3 1990;BS 6068-2.5	Determination of pH in Soil and Water using the GLpH pH Meter		
TM173	Analysis of Petroleum Hydrocarbons in Environmental Media – Total Petroleum Hydrocarbon Criteria	Determination of Speciated Extractable Petroleum Hydrocarbons in Soils by GC-FID		
TM181	US EPA Method 6010B	Determination of Routine Metals in Soil by iCap 6500 Duo ICP-OES		
TM218	Microwave extraction – EPA method 3546	Microwave extraction - EPA method 3546		

[1] Applies to Solid samples only. DRY indicates samples have been dried at 35°C. NA = not applicable.

CERTIFICATE OF ANALYSIS

SDG:	140722-32	**Location:**	Coed Darcy	**Order Number:**	CD0753
Job:	H_ATKINS_LDC-224	**Customer:**	Atkins Global Ltd	**Report Number:**	291717
Client Reference:	Site Wide Trial Pitting	**Attention:**	Jack Lowrie	**Superseded Report:**	279324

Test Completion Dates

Lab Sample No(s)	9663866	9663871	9663876	9663882	9663820	9663829	9663840	9663848	9663858	9663788
Customer Sample Ref.	IP 194	IP 194	IP 194	IP 194	IP 198	IP 198	IP 198	IP 198	IP 198	IP 202
AGS Ref.										
Depth	0.50	1.50	2.50	3.50	0.50	1.50	2.50	3.50	4.50	2.50
Type	SOLID	SOLID	SOLID	SOLID	SOLID	SOLID	SOLID	SOLID	SOLID	SOLID
Asbestos ID in Solid Samples	05-Aug-2014				05-Aug-2014					
EPH CWG (Aliphatic) GC (S)	03-Aug-2014	03-Aug-2014	03-Aug-2014	03-Aug-2014	03-Aug-2014	03-Aug-2014	03-Aug-2014	03-Aug-2014	03-Aug-2014	03-Aug-2014
EPH CWG (Aromatic) GC (S)	03-Aug-2014	03-Aug-2014	03-Aug-2014	03-Aug-2014	03-Aug-2014	03-Aug-2014	03-Aug-2014	03-Aug-2014	03-Aug-2014	03-Aug-2014
GRO by GC-FID (S)	03-Aug-2014	03-Aug-2014	02-Aug-2014	03-Aug-2014	03-Aug-2014	02-Aug-2014	03-Aug-2014	02-Aug-2014	03-Aug-2014	03-Aug-2014
Metals in solid samples by OES	01-Aug-2014	25-Jul-2014	25-Jul-2014	25-Jul-2014	01-Aug-2014	28-Jul-2014	28-Jul-2014	28-Jul-2014	28-Jul-2014	28-Jul-2014
PAH by GCMS	02-Aug-2014	01-Aug-2014	01-Aug-2014	02-Aug-2014	02-Aug-2014	04-Aug-2014	01-Aug-2014	01-Aug-2014	02-Aug-2014	02-Aug-2014
pH	01-Aug-2014	24-Jul-2014	24-Jul-2014	24-Jul-2014	01-Aug-2014	31-Jul-2014	31-Jul-2014	31-Jul-2014	31-Jul-2014	01-Aug-2014
Sample description	29-Jul-2014	23-Jul-2014	23-Jul-2014	23-Jul-2014	29-Jul-2014	23-Jul-2014	23-Jul-2014	23-Jul-2014	23-Jul-2014	24-Jul-2014
Total Organic Carbon	04-Aug-2014		31-Jul-2014			31-Jul-2014				
TPH CWG GC (S)	03-Aug-2014	03-Aug-2014	03-Aug-2014	03-Aug-2014	03-Aug-2014	03-Aug-2014	03-Aug-2014	03-Aug-2014	03-Aug-2014	03-Aug-2014

Lab Sample No(s)	9663799	9663808	9663886	9663891	9663897	9663903	9663908	9663407	9663543	9663643
Customer Sample Ref.	IP 202	IP 202	IP 212	IP 212	IP 212	IP 212	IP 212	IP 1262	IP 1262	TPE 1714
AGS Ref.										
Depth	3.50	4.50	0.50	1.50	2.50	3.50	4.50	0.30	0.70	0.50
Type	SOLID	SOLID	SOLID	SOLID	SOLID	SOLID	SOLID	SOLID	SOLID	SOLID
Asbestos ID in Solid Samples			05-Aug-2014					05-Aug-2014	05-Aug-2014	05-Aug-2014
EPH CWG (Aliphatic) GC (S)	03-Aug-2014	03-Aug-2014	03-Aug-2014	03-Aug-2014	03-Aug-2014	03-Aug-2014	03-Aug-2014	03-Aug-2014	03-Aug-2014	03-Aug-2014
EPH CWG (Aromatic) GC (S)	03-Aug-2014	03-Aug-2014	03-Aug-2014	03-Aug-2014	03-Aug-2014	03-Aug-2014	03-Aug-2014	03-Aug-2014	03-Aug-2014	03-Aug-2014
GRO by GC-FID (S)	03-Aug-2014	03-Aug-2014	03-Aug-2014	03-Aug-2014	03-Aug-2014	03-Aug-2014	03-Aug-2014	02-Aug-2014	03-Aug-2014	03-Aug-2014
Metals in solid samples by OES	29-Jul-2014	30-Jul-2014	04-Aug-2014	30-Jul-2014	30-Jul-2014	30-Jul-2014	30-Jul-2014	01-Aug-2014	01-Aug-2014	01-Aug-2014
PAH by GCMS	02-Aug-2014	04-Aug-2014	04-Aug-2014	02-Aug-2014	02-Aug-2014	02-Aug-2014	02-Aug-2014	02-Aug-2014	02-Aug-2014	02-Aug-2014
pH	01-Aug-2014	01-Aug-2014	01-Aug-2014	01-Aug-2014	01-Aug-2014	01-Aug-2014	01-Aug-2014	01-Aug-2014	01-Aug-2014	01-Aug-2014
Sample description	24-Jul-2014	24-Jul-2014	29-Jul-2014	24-Jul-2014	24-Jul-2014	24-Jul-2014	24-Jul-2014	28-Jul-2014	28-Jul-2014	29-Jul-2014
Total Organic Carbon			04-Aug-2014						04-Aug-2014	04-Aug-2014
TPH CWG GC (S)	03-Aug-2014	03-Aug-2014	03-Aug-2014	03-Aug-2014	03-Aug-2014	03-Aug-2014	03-Aug-2014	03-Aug-2014	03-Aug-2014	03-Aug-2014

Lab Sample No(s)	9663664	9663634	9663609	9663617	9663624	9663678	9663690	9663700	9663765	9663775
Customer Sample Ref.	TPE 1716	TPE 1717	TPE 1718	TPE 1718	TPE 1718	TPE 1731	TPE 1731	TPE 1731	TPE 1732	TPE 1732
AGS Ref.										
Depth	0.50	0.50	0.50	1.50	2.50	0.50	1.50	2.50	0.50	1.00
Type	SOLID	SOLID	SOLID	SOLID	SOLID	SOLID	SOLID	SOLID	SOLID	SOLID
Asbestos ID in Solid Samples	05-Aug-2014	05-Aug-2014	05-Aug-2014			05-Aug-2014			05-Aug-2014	05-Aug-2014
EPH CWG (Aliphatic) GC (S)	03-Aug-2014	03-Aug-2014	03-Aug-2014	02-Aug-2014	02-Aug-2014	03-Aug-2014	03-Aug-2014	03-Aug-2014	03-Aug-2014	03-Aug-2014
EPH CWG (Aromatic) GC (S)	03-Aug-2014	03-Aug-2014	03-Aug-2014	02-Aug-2014	02-Aug-2014	03-Aug-2014	03-Aug-2014	03-Aug-2014	03-Aug-2014	03-Aug-2014
GRO by GC-FID (S)	05-Aug-2014	03-Aug-2014	03-Aug-2014	02-Aug-2014	02-Aug-2014	03-Aug-2014	03-Aug-2014	03-Aug-2014	03-Aug-2014	04-Aug-2014
Metals in solid samples by OES	01-Aug-2014	01-Aug-2014	01-Aug-2014	24-Jul-2014	24-Jul-2014	01-Aug-2014	30-Jul-2014	29-Jul-2014	01-Aug-2014	01-Aug-2014
PAH by GCMS	02-Aug-2014	02-Aug-2014	02-Aug-2014	01-Aug-2014	01-Aug-2014	02-Aug-2014	02-Aug-2014	02-Aug-2014	02-Aug-2014	02-Aug-2014
pH	01-Aug-2014	01-Aug-2014	04-Aug-2014	30-Jul-2014	30-Jul-2014	01-Aug-2014	01-Aug-2014	30-Jul-2014	01-Aug-2014	01-Aug-2014
Sample description	29-Jul-2014	29-Jul-2014	29-Jul-2014	22-Jul-2014	22-Jul-2014	29-Jul-2014	24-Jul-2014	24-Jul-2014	29-Jul-2014	29-Jul-2014
Total Organic Carbon			04-Aug-2014							05-Aug-2014
TPH CWG GC (S)	05-Aug-2014	03-Aug-2014	03-Aug-2014	02-Aug-2014	02-Aug-2014	03-Aug-2014	03-Aug-2014	03-Aug-2014	03-Aug-2014	04-Aug-2014

Lab Sample No(s)	9663671	9663753	9663726	9663735	9663705	9663711	9663719	9664078	9664087	9664094
Customer Sample Ref.	TPE 1733	TPE 1734	TPE 1735	TPE 1735	TPE 1736	TPE 1736	TPE 1736	TPE 1778	TPE 1778	TPE 1778
AGS Ref.										
Depth	0.50	0.50	0.50	1.50	0.50	1.50	2.50	0.50	1.50	3.00
Type	SOLID	SOLID	SOLID	SOLID	SOLID	SOLID	SOLID	SOLID	SOLID	SOLID
Asbestos ID in Solid Samples	05-Aug-2014	05-Aug-2014	05-Aug-2014		05-Aug-2014			05-Aug-2014		
EPH CWG (Aliphatic) GC (S)	03-Aug-2014	03-Aug-2014	03-Aug-2014	03-Aug-2014	03-Aug-2014	03-Aug-2014	02-Aug-2014	03-Aug-2014	03-Aug-2014	03-Aug-2014
EPH CWG (Aromatic) GC (S)	03-Aug-2014	03-Aug-2014	03-Aug-2014	03-Aug-2014	03-Aug-2014	03-Aug-2014	02-Aug-2014	03-Aug-2014	03-Aug-2014	03-Aug-2014
GRO by GC-FID (S)	02-Aug-2014	03-Aug-2014	03-Aug-2014	03-Aug-2014	03-Aug-2014	03-Aug-2014	03-Aug-2014	03-Aug-2014	03-Aug-2014	03-Aug-2014
Metals in solid samples by OES	01-Aug-2014	01-Aug-2014	01-Aug-2014	30-Jul-2014	01-Aug-2014	29-Jul-2014	31-Jul-2014	31-Jul-2014	31-Jul-2014	30-Jul-2014
PAH by GCMS	02-Aug-2014	02-Aug-2014	04-Aug-2014	02-Aug-2014	04-Aug-2014	02-Aug-2014	01-Aug-2014	04-Aug-2014	02-Aug-2014	02-Aug-2014
pH	01-Aug-2014	01-Aug-2014	01-Aug-2014	01-Aug-2014	01-Aug-2014	30-Jul-2014	31-Jul-2014	01-Aug-2014	31-Jul-2014	31-Jul-2014
Sample description	29-Jul-2014	29-Jul-2014	29-Jul-2014	24-Jul-2014	29-Jul-2014	24-Jul-2014	28-Jul-2014	28-Jul-2014	24-Jul-2014	24-Jul-2014
Total Organic Carbon		04-Aug-2014			04-Aug-2014				31-Jul-2014	
TPH CWG GC (S)	03-Aug-2014	03-Aug-2014	03-Aug-2014	03-Aug-2014	03-Aug-2014	03-Aug-2014	03-Aug-2014	03-Aug-2014	03-Aug-2014	03-Aug-2014

CERTIFICATE OF ANALYSIS

SDG: 140722-32 **Location:** Coed Darcy **Order Number:** CD0753
Job: H_ATKINS_LDC-224 **Customer:** Atkins Global Ltd **Report Number:** 291717
Client Reference: Site Wide Trial Pitting **Attention:** Jack Lowrie **Superseded Report:** 279324

Lab Sample No(s)	9664049	9664059	9664066	9664072	9663918	9663922	9663932	9663937	9663942	9663470
Customer Sample Ref.	TPE 1780	TPE 1780	TPE 1780	TPE 1780	TPE 1783	TPE 1783	TPE 1783	TPE 1783	TPE 1783	TPE 1785
AGS Ref.										
Depth	0.50	1.50	2.50	4.00	0.50	1.50	2.50	3.50	4.50	0.50
Type	SOLID	SOLID	SOLID	SOLID	SOLID	SOLID	SOLID	SOLID	SOLID	SOLID
Asbestos ID in Solid Samples	05-Aug-2014				05-Aug-2014					05-Aug-2014
EPH CWG (Aliphatic) GC (S)	03-Aug-2014	03-Aug-2014	03-Aug-2014	02-Aug-2014	03-Aug-2014	03-Aug-2014	03-Aug-2014	03-Aug-2014	02-Aug-2014	03-Aug-2014
EPH CWG (Aromatic) GC (S)	03-Aug-2014	03-Aug-2014	03-Aug-2014	02-Aug-2014	03-Aug-2014	03-Aug-2014	03-Aug-2014	03-Aug-2014	02-Aug-2014	03-Aug-2014
GRO by GC-FID (S)	02-Aug-2014	02-Aug-2014	02-Aug-2014	02-Aug-2014	02-Aug-2014	02-Aug-2014	03-Aug-2014	02-Aug-2014	03-Aug-2014	02-Aug-2014
Metals in solid samples by OES	01-Aug-2014	25-Jul-2014	25-Jul-2014	25-Jul-2014	01-Aug-2014	28-Jul-2014	28-Jul-2014	28-Jul-2014	28-Jul-2014	01-Aug-2014
PAH by GCMS	02-Aug-2014	02-Aug-2014	02-Aug-2014	01-Aug-2014	04-Aug-2014	04-Aug-2014	04-Aug-2014	04-Aug-2014	04-Aug-2014	02-Aug-2014
pH	01-Aug-2014	24-Jul-2014	24-Jul-2014	24-Jul-2014	01-Aug-2014	24-Jul-2014	24-Jul-2014	24-Jul-2014	31-Jul-2014	01-Aug-2014
Sample description	29-Jul-2014	23-Jul-2014	23-Jul-2014	23-Jul-2014	29-Jul-2014	24-Jul-2014	24-Jul-2014	24-Jul-2014	24-Jul-2014	28-Jul-2014
Total Organic Carbon	05-Aug-2014				04-Aug-2014					
TPH CWG GC (S)	03-Aug-2014	03-Aug-2014	03-Aug-2014	02-Aug-2014	03-Aug-2014	03-Aug-2014	03-Aug-2014	03-Aug-2014	03-Aug-2014	03-Aug-2014

Lab Sample No(s)	9663476	9663449	9663458	9663424	9663436	9663443	9664143	9664150	9664159	9664169
Customer Sample Ref.	TPE 1785	TPE 1786	TPE 1786	TPE 1787	TPE 1787	TPE 1787	TPE 1801	TPE 1801	TPE 1801	TPE 1802
AGS Ref.										
Depth	1.50	1.00	2.00	0.50	1.50	2.50	0.50	1.50	3.50	1.00
Type	SOLID	SOLID	SOLID	SOLID	SOLID	SOLID	SOLID	SOLID	SOLID	SOLID
Asbestos ID in Solid Samples		05-Aug-2014		05-Aug-2014			05-Aug-2014			05-Aug-2014
EPH CWG (Aliphatic) GC (S)	03-Aug-2014	03-Aug-2014	02-Aug-2014	03-Aug-2014	02-Aug-2014	02-Aug-2014	03-Aug-2014	03-Aug-2014	02-Aug-2014	03-Aug-2014
EPH CWG (Aromatic) GC (S)	03-Aug-2014	03-Aug-2014	02-Aug-2014	03-Aug-2014	02-Aug-2014	02-Aug-2014	03-Aug-2014	03-Aug-2014	02-Aug-2014	03-Aug-2014
GRO by GC-FID (S)	02-Aug-2014	02-Aug-2014	02-Aug-2014	02-Aug-2014	03-Aug-2014	03-Aug-2014	02-Aug-2014	03-Aug-2014	02-Aug-2014	02-Aug-2014
Metals in solid samples by OES	30-Jul-2014	01-Aug-2014	24-Jul-2014	01-Aug-2014	24-Jul-2014	24-Jul-2014	01-Aug-2014	29-Jul-2014	31-Jul-2014	04-Aug-2014
PAH by GCMS	02-Aug-2014	02-Aug-2014	02-Aug-2014	04-Aug-2014	31-Jul-2014	02-Aug-2014	02-Aug-2014	02-Aug-2014	02-Aug-2014	04-Aug-2014
pH	31-Jul-2014	01-Aug-2014	24-Jul-2014	01-Aug-2014	24-Jul-2014	24-Jul-2014	01-Aug-2014	31-Jul-2014	30-Jul-2014	01-Aug-2014
Sample description	24-Jul-2014	28-Jul-2014	22-Jul-2014	29-Jul-2014	22-Jul-2014	22-Jul-2014	28-Jul-2014	25-Jul-2014	28-Jul-2014	30-Jul-2014
Total Organic Carbon		04-Aug-2014								04-Aug-2014
TPH CWG GC (S)	03-Aug-2014	03-Aug-2014	02-Aug-2014	03-Aug-2014	03-Aug-2014	03-Aug-2014	03-Aug-2014	03-Aug-2014	02-Aug-2014	03-Aug-2014

Lab Sample No(s)	9664174	9664186	9663485	9663493	9663525	9663533	9663582	9663592	9663602	9663947
Customer Sample Ref.	TPE 1802	TPE 1802	TPE 1803	TPE 1803	TPE 1804	TPE 1804	TPE 1805	TPE 1805	TPE 1805	TPE 1806
AGS Ref.										
Depth	2.50	3.50	1.00	2.00	0.20	0.70	0.50	1.00	3.00	0.50
Type	SOLID	SOLID	SOLID	SOLID	SOLID	SOLID	SOLID	SOLID	SOLID	SOLID
Asbestos ID in Solid Samples			05-Aug-2014		05-Aug-2014	05-Aug-2014	05-Aug-2014	05-Aug-2014		05-Aug-2014
EPH CWG (Aliphatic) GC (S)	04-Aug-2014	02-Aug-2014	03-Aug-2014	03-Aug-2014	03-Aug-2014	03-Aug-2014	03-Aug-2014	03-Aug-2014	03-Aug-2014	03-Aug-2014
EPH CWG (Aromatic) GC (S)	04-Aug-2014	02-Aug-2014	03-Aug-2014	03-Aug-2014	03-Aug-2014	03-Aug-2014	03-Aug-2014	03-Aug-2014	03-Aug-2014	03-Aug-2014
GRO by GC-FID (S)	03-Aug-2014	03-Aug-2014	03-Aug-2014	02-Aug-2014	03-Aug-2014	03-Aug-2014	03-Aug-2014	03-Aug-2014	03-Aug-2014	02-Aug-2014
Metals in solid samples by OES	30-Jul-2014	30-Jul-2014	01-Aug-2014	30-Jul-2014	01-Aug-2014	01-Aug-2014	01-Aug-2014	01-Aug-2014	30-Jul-2014	01-Aug-2014
PAH by GCMS	04-Aug-2014	02-Aug-2014	02-Aug-2014	02-Aug-2014	02-Aug-2014	04-Aug-2014	02-Aug-2014	04-Aug-2014	02-Aug-2014	04-Aug-2014
pH	31-Jul-2014	31-Jul-2014	01-Aug-2014	31-Jul-2014	01-Aug-2014	01-Aug-2014	01-Aug-2014	01-Aug-2014	30-Jul-2014	01-Aug-2014
Sample description	24-Jul-2014	25-Jul-2014	28-Jul-2014	24-Jul-2014	29-Jul-2014	29-Jul-2014	29-Jul-2014	29-Jul-2014	24-Jul-2014	29-Jul-2014
Total Organic Carbon			04-Aug-2014				04-Aug-2014			04-Aug-2014
TPH CWG GC (S)	04-Aug-2014	03-Aug-2014	03-Aug-2014	03-Aug-2014	03-Aug-2014	03-Aug-2014	03-Aug-2014	03-Aug-2014	03-Aug-2014	03-Aug-2014

Lab Sample No(s)	9663953	9663961	9663966	9663970	9663980	9663985	9663992	9663998	9664003	9664034
Customer Sample Ref.	TPE 1806	TPE 1806	TPE 1806	TPE 1806	TPE 1808	TPE 1808	TPE 1808	TPE 1808	TPE 1808	TPE 1809
AGS Ref.										
Depth	1.50	2.50	3.50	4.50	0.50	1.50	2.50	3.50	4.50	0.50
Type	SOLID	SOLID	SOLID	SOLID	SOLID	SOLID	SOLID	SOLID	SOLID	SOLID
Asbestos ID in Solid Samples										05-Aug-2014
EPH CWG (Aliphatic) GC (S)	03-Aug-2014	03-Aug-2014	03-Aug-2014	05-Aug-2014	03-Aug-2014	04-Aug-2014	04-Aug-2014	04-Aug-2014	04-Aug-2014	03-Aug-2014
EPH CWG (Aromatic) GC (S)	03-Aug-2014	03-Aug-2014	03-Aug-2014	05-Aug-2014	03-Aug-2014	04-Aug-2014	04-Aug-2014	04-Aug-2014	04-Aug-2014	03-Aug-2014
GRO by GC-FID (S)	02-Aug-2014	03-Aug-2014	02-Aug-2014	02-Aug-2014	03-Aug-2014	02-Aug-2014	03-Aug-2014	03-Aug-2014	03-Aug-2014	02-Aug-2014
Metals in solid samples by OES	30-Jul-2014	30-Jul-2014	29-Jul-2014	29-Jul-2014	30-Jul-2014	30-Jul-2014	30-Jul-2014	30-Jul-2014	31-Jul-2014	01-Aug-2014
PAH by GCMS	02-Aug-2014	02-Aug-2014	04-Aug-2014	02-Aug-2014	04-Aug-2014	04-Aug-2014	04-Aug-2014	04-Aug-2014	04-Aug-2014	02-Aug-2014
pH	24-Jul-2014	24-Jul-2014	24-Jul-2014	24-Jul-2014	24-Jul-2014	24-Jul-2014	24-Jul-2014	01-Aug-2014	01-Aug-2014	01-Aug-2014
Sample description	24-Jul-2014	24-Jul-2014	24-Jul-2014	24-Jul-2014	24-Jul-2014	24-Jul-2014	24-Jul-2014	24-Jul-2014	24-Jul-2014	29-Jul-2014
Total Organic Carbon		28-Jul-2014						28-Jul-2014		
TPH CWG GC (S)	03-Aug-2014	03-Aug-2014	03-Aug-2014	05-Aug-2014	03-Aug-2014	04-Aug-2014	04-Aug-2014	04-Aug-2014	04-Aug-2014	03-Aug-2014

CERTIFICATE OF ANALYSIS

SDG:	140722-32	**Location:**	Coed Darcy	**Order Number:**	CD0753
Job:	H_ATKINS_LDC-224	**Customer:**	Atkins Global Ltd	**Report Number:**	291717
Client Reference:	Site Wide Trial Pitting	**Attention:**	Jack Lowrie	**Superseded Report:**	279324

Lab Sample No(s)	9664044	9664007	9664015	9664022	9664028	9663415	9663975	9664038	9664114	9663653
Customer Sample Ref.	TPE 1809	TPE 1811	TPE 1811	TPE 1811	TPE 1811	TPE 1816	TPE 1816	TPE 1816	TPE 1816	TPE 1817
AGS Ref.										
Depth	1.50	0.50	1.50	2.50	4.00	2.80	0.20	1.00	1.50	0.30
Type	SOLID	SOLID	SOLID	SOLID	SOLID	SOLID	SOLID	SOLID	SOLID	SOLID
Asbestos ID in Solid Samples		05-Aug-2014					05-Aug-2014	05-Aug-2014		05-Aug-2014
EPH CWG (Aliphatic) GC (S)	03-Aug-2014	03-Aug-2014	02-Aug-2014	02-Aug-2014	02-Aug-2014	03-Aug-2014	03-Aug-2014	03-Aug-2014	03-Aug-2014	03-Aug-2014
EPH CWG (Aromatic) GC (S)	03-Aug-2014	03-Aug-2014	02-Aug-2014	02-Aug-2014	02-Aug-2014	03-Aug-2014	03-Aug-2014	03-Aug-2014	03-Aug-2014	03-Aug-2014
GRO by GC-FID (S)	02-Aug-2014	02-Aug-2014	02-Aug-2014	02-Aug-2014	02-Aug-2014	02-Aug-2014	03-Aug-2014	02-Aug-2014	02-Aug-2014	03-Aug-2014
Metals in solid samples by OES	01-Aug-2014	01-Aug-2014	29-Jul-2014	29-Jul-2014	29-Jul-2014	29-Jul-2014	01-Aug-2014	01-Aug-2014	30-Jul-2014	01-Aug-2014
PAH by GCMS	04-Aug-2014	02-Aug-2014	02-Aug-2014	02-Aug-2014	02-Aug-2014	02-Aug-2014	02-Aug-2014	02-Aug-2014	02-Aug-2014	02-Aug-2014
pH	01-Aug-2014	01-Aug-2014	24-Jul-2014	24-Jul-2014	31-Jul-2014	31-Jul-2014	01-Aug-2014	01-Aug-2014	31-Jul-2014	01-Aug-2014
Sample description	23-Jul-2014	29-Jul-2014	25-Jul-2014	25-Jul-2014	25-Jul-2014	24-Jul-2014	28-Jul-2014	28-Jul-2014	24-Jul-2014	28-Jul-2014
Total Organic Carbon		04-Aug-2014		28-Jul-2014			04-Aug-2014			
TPH CWG GC (S)	03-Aug-2014	03-Aug-2014	02-Aug-2014	02-Aug-2014	02-Aug-2014	03-Aug-2014	03-Aug-2014	03-Aug-2014	03-Aug-2014	03-Aug-2014

Lab Sample No(s)	9663742	9663853	9663912	9663503	9663510	9663517	9663557	9663570	9664119	9664102
Customer Sample Ref.	TPE 1817	TPE 1817	TPE 1817	TPE 1818	TPE 1818	TPE 1818	TPE 1819	TPE 1819	TPE 1820	TPE 1821
AGS Ref.										
Depth	0.80	1.50	2.50	0.20	0.40	0.70	0.30	1.20	0.50	0.50
Type	SOLID	SOLID	SOLID	SOLID	SOLID	SOLID	SOLID	SOLID	SOLID	SOLID
Asbestos ID in Solid Samples	05-Aug-2014			05-Aug-2014	05-Aug-2014	05-Aug-2014	05-Aug-2014		05-Aug-2014	05-Aug-2014
EPH CWG (Aliphatic) GC (S)	03-Aug-2014	02-Aug-2014	03-Aug-2014	03-Aug-2014	03-Aug-2014	03-Aug-2014	03-Aug-2014	03-Aug-2014	03-Aug-2014	03-Aug-2014
EPH CWG (Aromatic) GC (S)	03-Aug-2014	02-Aug-2014	03-Aug-2014	03-Aug-2014	03-Aug-2014	03-Aug-2014	03-Aug-2014	03-Aug-2014	03-Aug-2014	03-Aug-2014
GRO by GC-FID (S)	02-Aug-2014	03-Aug-2014	03-Aug-2014	02-Aug-2014	03-Aug-2014	03-Aug-2014	03-Aug-2014	03-Aug-2014	02-Aug-2014	02-Aug-2014
Metals in solid samples by OES	31-Jul-2014	31-Jul-2014	29-Jul-2014	01-Aug-2014	05-Aug-2014	01-Aug-2014	01-Aug-2014	31-Jul-2014	01-Aug-2014	01-Aug-2014
PAH by GCMS	02-Aug-2014	31-Jul-2014	02-Aug-2014	02-Aug-2014	02-Aug-2014	04-Aug-2014	04-Aug-2014	02-Aug-2014	02-Aug-2014	02-Aug-2014
pH	01-Aug-2014	24-Jul-2014	31-Jul-2014	01-Aug-2014	01-Aug-2014	01-Aug-2014	01-Aug-2014	24-Jul-2014	01-Aug-2014	01-Aug-2014
Sample description	28-Jul-2014	23-Jul-2014	24-Jul-2014	28-Jul-2014	29-Jul-2014	29-Jul-2014	29-Jul-2014	24-Jul-2014	28-Jul-2014	28-Jul-2014
Total Organic Carbon						04-Aug-2014			04-Aug-2014	
TPH CWG GC (S)	03-Aug-2014	03-Aug-2014	03-Aug-2014	03-Aug-2014	03-Aug-2014	03-Aug-2014	03-Aug-2014	03-Aug-2014	03-Aug-2014	03-Aug-2014

Lab Sample No(s)	9664108	9664125	9664132	9664136
Customer Sample Ref.	TPE 1821	TPE 1822	TPE 1822	TPE 1822
AGS Ref.				
Depth	1.50	0.50	1.50	2.50
Type	SOLID	SOLID	SOLID	SOLID
Asbestos ID in Solid Samples		05-Aug-2014		
EPH CWG (Aliphatic) GC (S)	02-Aug-2014	03-Aug-2014	02-Aug-2014	02-Aug-2014
EPH CWG (Aromatic) GC (S)	02-Aug-2014	03-Aug-2014	02-Aug-2014	02-Aug-2014
GRO by GC-FID (S)	02-Aug-2014	02-Aug-2014	02-Aug-2014	02-Aug-2014
Metals in solid samples by OES	29-Jul-2014	01-Aug-2014	29-Jul-2014	29-Jul-2014
PAH by GCMS	04-Aug-2014	02-Aug-2014	02-Aug-2014	02-Aug-2014
pH	24-Jul-2014	01-Aug-2014	31-Jul-2014	31-Jul-2014
Sample description	25-Jul-2014	29-Jul-2014	25-Jul-2014	25-Jul-2014
Total Organic Carbon		04-Aug-2014		
TPH CWG GC (S)	02-Aug-2014	03-Aug-2014	02-Aug-2014	02-Aug-2014

SDG:	140722-32	**Location:**	Coed Darcy	**Order Number:**	CD0753
Job:	H_ATKINS_LDC-224	**Customer:**	Atkins Global Ltd	**Report Number:**	291717
Client Reference:	Site Wide Trial Pitting	**Attention:**	Jack Lowrie	**Superseded Report:**	279324

Appendix

General

1. Results are expressed on a dry weight basis (dried at 35ºC) for all soil analyses except for the following: NRA and CEN Leach tests, flash point LOI, pH, ammonium as NH4 by the BRE method, VOC TICS and SVOC TICS.

2. Samples will be run in duplicate upon request, but an additional charge may be incurred

3. If sufficient sample is received a sub sample will be retained free of charge for 30 days after analysis is completed (e-mailed) for all sample types unless the sample is destroyed on testing. The prepared soil sub sample that is analysed for asbestos will be retained for a period of 6 months after the analysis date. All bulk samples will be retained for a period of 6 months after the analysis date. All samples received and not scheduled will be disposed of one month after the date of receipt unless we are instructed to the contrary. Once the initial period has expired, a storage charge will be applied for each month or part thereof until the client cancels the request for sample storage. ALcontrol Laboratories reserve the right to charge for samples received and stored but not analysed.

4. With respect to turnaround, we will always endeavour to meet client requirements wherever possible, but turnaround times cannot be absolutely guaranteed due to so many variables beyond our control.

5. We take responsibility for any test performed by sub-contractors (marked with an asterisk). We endeavour to use UKAS/MCERTS Accredited Laboratories, who either complete a quality questionnaire or are audited by ourselves. For some determinands there are no UKAS/MCERTS Accredited Laboratories, in this instance a laboratory with a known track record will be utilised.

6. When requested, the individual sub sample scheduled will be analysed in house for the presence of asbestos fibres and asbestos containing material by our documented in house method TM048 based on HSG 248 (2005), which is accredited to ISO17025. If a specific asbestos fibre type is not found this will be reported as “Not detected”. If no asbestos fibre types are found all will be reported as “Not detected” and the sub sample analysed deemed to be clear of asbestos. If an asbestos fibre type is found it will be reported as detected (for each fibre type found). Testing can be carried out on asbestos positive samples, but, due to Health and Safety considerations, may be replaced by alternative tests or reported as No Determination Possible. The quantity of asbestos present is not determined unless specifically requested.

7. If no separate volatile sample is supplied by the client, or if a headspace or sediment is present in the volatile sample, the integrity of the data may be compromised. This will be flagged up as an invalid VOC on the test schedule and the result marked as deviating on the test certificate.

8. If appropriate preserved bottles are not received preservation will take place on receipt. However, the integrity of the data may be compromised.

9. NDP -No determination possible due to insufficient/unsuitable sample.

10. Metals in water are performed on a filtered sample, and therefore represent dissolved metals -total metals must be requested separately.

11. Results relate only to the items tested.

12. LODs for wet tests reported on a dry weight basis are not corrected for moisture content.

13. **Surrogate recoveries** -Most of our organic methods include surrogates, the recovery of which is monitored and reported. For EPH, MO, PAH, GRO and VOCs on soils the result is not surrogate corrected, but a percentage recovery is quoted. Acceptable limits for most organic methods are 70 -130 %.

14. **Product analyses** -Organic analyses on products can only be semi-quantitative due to the matrix effects and high dilution factors
employed.

15. Phenols monohydric by HPLC include phenol, cresols (2-Methylphenol, 3-Methylphenol and 4-Methylphenol) and Xylenols (2,3 Dimethylphenol, 2,4 Dimethylphenol, 2,5 Dimethylphenol, 2,6 Dimethylphenol, 3,4 Dimethyphenol, 3,5 Dimethylphenol).

16. Total of 5 speciated phenols by HPLC includes Phenol, 2,3,5-Trimethyl Phenol, 2-Isopropylphenol, Cresols and Xylenols (as detailed in 15).

17. Stones/debris are not routinely removed. We always endeavour to take a representative sub sample from the received sample.

18. In certain circumstances the method detection limit may be elevated due to the sample being outside the calibration range. Other factors that may contribute to this include possible interferences. In both cases the sample would be diluted which would cause the method detection limit to be raised.

19. Mercury results quoted on soils will not include volatile mercury as the analysis is performed on a dried and crushed sample.

20. For the BSEN 12457-3 two batch process to allow the cumulative release to be calculated, the volume of the leachate produced is measured and filtered for all tests. We therefore cannot carry out any unfiltered analysis. The tests affected include volatiles GCFID/GCMS and all subcontracted analysis.

21. For all leachate preparations (NRA, DIN, TCLP, BSEN 12457-1, 2, 3) volatile loss may occur, as we do not employ zero headspace extraction.

22. We are accredited to MCERTS for sand, clay and loam/topsoil, or any of these materials - whether these are derived from naturally occurring soil profiles, or from fill/made ground, as long as these materials constitute the major part of the sample. Other coarse granular material such as concrete, gravel and brick are not accredited if they comprise the major part of the sample.

23. Analysis and identification of specific compounds using GCFID is by retention time only, and we routinely calibrate and quantify for benzene, toluene, ethylbenzenes and xylenes (BTEX). For total volatiles in the C5 -C12 range, the total area of the chromatogram is integrated and expressed as ug/kg or ug/l. Although this analysis is commonly used for the quantification of gasoline range organics (GRO), the system will also detect other compounds such as chlorinated solvents, and this may lead to a falsely high result with respect to hydrocarbons only. It is not possible to specifically identify these non-hydrocarbons, as standards are not routinely run for any other compounds, and for more definitive identification, volatiles by GCMS should be utilised.

Sample Deviations

1	Container with Headspace provided for volatiles analysis
2	Incorrect container received
3	Deviation from method
4	Holding time exceeded before sample received
5	Samples exceeded holding time before presevation was performed
§	Sampled on date not provided
♦	Sample holding time exceeded in laboratory
@	Sample holding time exceeded due to sampled on date
&	Sample Holding Time exceeded - Late arrival of instructions.

Asbestos

Identification of Asbestos in Bulk Materials & Soils

The results for identification of asbestos in bulk materials are obtained from supplied bulk materials which have been examined to determine the presence of asbestos fibres using Alcontrol Laboratories (Hawarden) in-house method of transmitted/polarised light microscopy and central stop dispersion staining, based on HSG 248 (2005).

The results for identification of asbestos in soils are obtained from a homogenised sub sample which has been examined to determine the presence of asbestos fibres using Alcontrol Laboratories (Hawarden) in-house method of transmitted/polarised light microscopy and central stop dispersion staining, based on HSG 248 (2005).

Asbestos Type	Common Name
Chrysotile	White Asbestos
Amosite	Brown Asbestos
Crocidolite	Blue Asbestos
Fibrous Actinolite	-
Fibrous Anthophyllite	-
Fibrous Tremolite	-

Visual Estimation Of Fibre Content

Estimation of fibre content is not permitted as part of our UKAS accredited test other than: - Trace - Where only one or two asbestos fibres were identified.

Further guidance on typical asbestos fibre content of manufactured products can be found in HSG 264.

The identification of asbestos containing materials and soils falls within our schedule of tests for which we hold UKAS accreditation, however opinions, interpretations and all other information contained in the report are outside the scope of UKAS accreditation.

ALcontrol Laboratories

Unit 7-8 Hawarden Business Park
Manor Road (off Manor Lane)
Hawarden
Deeside
CH5 3US
Tel: (01244) 528700
Fax: (01244) 528701
email: mkt@alcontrol.com
Website: www.alcontrol.com

Atkins Global Ltd
Project Jonah site office
Llan Coed House
Suite 24
Coed Darcy
Llandarcy
SA10 6HJ

Attention: Jack Lowrie

CERTIFICATE OF ANALYSIS

Date:	28 October 2014
Customer:	H_ATKINS_LDC
Sample Delivery Group (SDG):	140718-13
Your Reference:	Site Wide Trial Pitting
Location:	Coed Darcy
Report No:	289703

This report has been revised and directly supersedes 280169 in its entirety.

We received 135 samples on Friday July 18, 2014 and 135 of these samples were scheduled for analysis which was completed on Tuesday August 12, 2014. Accredited laboratory tests are defined within the report, but opinions, interpretations and on-site data expressed herein are outside the scope of ISO 17025 accreditation.

Should this report require incorporation into client reports, it must be used in its entirety and not simply with the data sections alone.

All chemical testing (unless subcontracted) is performed at ALcontrol Hawarden Laboratories.

Approved By:



Sonia McWhan
Operations Manager

Alcontrol Laboratories is a trading division of ALcontrol UK Limited
Registered Office: Units 7 & 8 Hawarden Business Park, Manor Road, Hawarden, Deeside, CH5 3US. Registered in England and Wales No. 4057291.

CERTIFICATE OF ANALYSIS

SDG:	140718-13	**Location:**	Coed Darcy	**Order Number:**	CD0748
Job:	H_ATKINS_LDC-224	**Customer:**	Atkins Global Ltd	**Report Number:**	289703
Client Reference:	Site Wide Trial Pitting	**Attention:**	Jack Lowrie	**Superseded Report:**	280169

Received Sample Overview

Lab Sample No(s)	Customer Sample Ref.	AGS Ref.	Depth (m)	Sampled Date
9639796	IP 42		0.50	15/07/2014
9639810	IP 42		1.50	15/07/2014
9639836	IP 42		2.50	15/07/2014
9639848	IP 42		3.50	15/07/2014
9639860	IP 42		4.50	15/07/2014
9639505	IP 73		0.50	14/07/2014
9639487	IP 74		0.50	14/07/2014
9639496	IP 74		2.50	14/07/2014
9639758	IP 86		0.50	15/07/2014
9639770	IP 86		1.50	15/07/2014
9639783	IP 86		2.50	15/07/2014
9639937	IP 91		0.50	15/07/2014
9639950	IP 91		1.50	15/07/2014
9639977	IP 91		2.50	15/07/2014
9639991	IP 91		3.50	15/07/2014
9639514	IP 100		0.50	14/07/2014
9639709	IP 115		0.50	15/07/2014
9639723	IP 115		1.00	15/07/2014
9639734	IP 115		1.50	15/07/2014
9639693	IP 119		0.50	15/07/2014
9639701	IP 119		1.50	15/07/2014
9639872	IP 126		0.50	15/07/2014
9639884	IP 126		1.50	15/07/2014
9639898	IP 126		2.50	15/07/2014
9639912	IP 126		3.50	15/07/2014
9639923	IP 126		4.50	15/07/2014
9640001	IP 157		0.50	15/07/2014
9640014	IP 157		1.50	15/07/2014
9640029	IP 157		2.50	15/07/2014
9640042	IP 160		0.50	15/07/2014
9640054	IP 160		1.50	15/07/2014
9640067	IP 160		2.50	15/07/2014
9640084	IP 160		3.50	15/07/2014
9640095	IP 160		4.50	15/07/2014
9639567	IP 171		0.50	15/07/2014
9639587	IP 171		1.50	15/07/2014
9639527	IP 202		0.50	15/07/2014
9639538	IP 202		1.50	15/07/2014
9639547	IP 202		2.50	15/07/2014
9639556	IP 202		3.50	15/07/2014
9639650	IP 233		0.50	15/07/2014
9639659	IP 233		1.50	15/07/2014
9639626	IP 248		0.50	15/07/2014
9639633	IP 248		1.50	15/07/2014
9639642	IP 248		2.50	15/07/2014
9639597	IP 249		0.50	15/07/2014
9639606	IP 249		1.50	15/07/2014
9639615	IP 249		2.50	15/07/2014
9639667	IP 250		0.50	15/07/2014
9639685	IP 250		1.50	15/07/2014
9640119	IP 278		0.50	15/07/2014
9640133	IP 278		1.50	15/07/2014
9640325	IP 465		0.50	15/07/2014
9640382	IP 465		1.50	15/07/2014
9639964	IP 474		0.50	15/07/2014
9640107	IP 474		2.50	15/07/2014

CERTIFICATE OF ANALYSIS

SDG:	140718-13	**Location:**	Coed Darcy	**Order Number:**	CD0748
Job:	H_ATKINS_LDC-224	**Customer:**	Atkins Global Ltd	**Report Number:**	289703
Client Reference:	Site Wide Trial Pitting	**Attention:**	Jack Lowrie	**Superseded Report:**	280169

9640219	IP 480	1.00	15/07/2014
9640276	IP 480	2.00	15/07/2014
9640204	IP 493	0.50	15/07/2014
9640211	IP 493	1.50	15/07/2014
9640225	IP 493	2.00	15/07/2014
9640229	IP 493	3.00	15/07/2014
9639363	IP 494	1.00	15/07/2014
9639823	IP 494	2.50	15/07/2014
9640146	IP 501	0.50	15/07/2014
9640159	IP 501	1.50	15/07/2014
9640170	IP 501	3.50	15/07/2014
9640441	IP 503	0.50	15/07/2014
9639376	IP 503	1.50	15/07/2014
9639467	IP 503	3.50	15/07/2014
9639576	IP 522	0.50	15/07/2014
9639675	IP 522	1.50	15/07/2014
9639749	IP 522	3.00	15/07/2014
9640178	IP 525	2.00	15/07/2014
9640188	IP 525	3.00	15/07/2014
9640196	IP 525	4.00	15/07/2014
9640233	IP 551	0.20	15/07/2014
9640237	IP 551	1.00	15/07/2014
9640244	IP 551	3.00	15/07/2014
9640292	IP 764	1.00	15/07/2014
9640297	IP 764	1.45	15/07/2014
9640301	IP 764	2.00	15/07/2014
9640305	IP 764	3.00	15/07/2014
9640309	IP 764	4.00	15/07/2014
9640270	IP 765	0.50	15/07/2014
9640280	IP 765	1.50	15/07/2014
9640287	IP 765	2.50	15/07/2014
9640248	IP 768	0.50	15/07/2014
9640254	IP 768	1.50	15/07/2014
9640259	IP 768	2.50	15/07/2014
9640264	IP 768	3.50	15/07/2014
9640313	IP 769	0.50	15/07/2014
9640318	IP 769	1.00	15/07/2014
9640321	IP 769	1.50	15/07/2014
9640331	IP 769	3.00	15/07/2014
9640338	IP 846	1.00	15/07/2014
9640343	IP 846	1.30	15/07/2014
9640347	IP 846	3.30	15/07/2014
9640352	TPE1061	0.50	15/07/2014
9640356	TPE1675	0.50	15/07/2014
9640361	TPE1675	1.50	15/07/2014
9640368	TPE1675	2.50	15/07/2014
9640373	TPE1675	3.50	15/07/2014
9640464	TPE1678	0.50	15/07/2014
9640468	TPE1678	1.50	15/07/2014
9640473	TPE1678	2.50	15/07/2014
9640409	TPE1679	0.50	15/07/2014
9640414	TPE1679	1.50	15/07/2014
9640377	TPE1680	0.50	15/07/2014
9640386	TPE1680	1.50	15/07/2014
9640392	TPE1680	2.50	15/07/2014
9640397	TPE1680	3.50	15/07/2014
9640403	TPE1680	4.50	15/07/2014
9640436	TPE1688	0.50	15/07/2014
9640447	TPE1688	1.50	15/07/2014

CERTIFICATE OF ANALYSIS

SDG:	140718-13	**Location:**	Coed Darcy	**Order Number:**	CD0748
Job:	H_ATKINS_LDC-224	**Customer:**	Atkins Global Ltd	**Report Number:**	289703
Client Reference:	Site Wide Trial Pitting	**Attention:**	Jack Lowrie	**Superseded Report:**	280169

9640451	TPE1688	2.50	15/07/2014
9640455	TPE1688	3.50	15/07/2014
9640460	TPE1688	5.10	15/07/2014
9640419	TPE1689	0.50	15/07/2014
9640424	TPE1689	1.50	15/07/2014
9640431	TPE1689	2.40	15/07/2014
9640479	TPE1690	0.50	15/07/2014
9640483	TPE1690	1.50	15/07/2014
9640488	TPE1690	2.50	15/07/2014
9639384	TPE1690	3.50	15/07/2014
9639392	TPE1692	0.50	15/07/2014
9639400	TPE1692	1.50	15/07/2014
9639408	TPE1692	2.50	15/07/2014
9639418	TPE1692	3.50	15/07/2014
9639425	TPE1692	4.50	15/07/2014
9639434	TPE1705	0.50	15/07/2014
9639444	TPE1705	1.50	15/07/2014
9639452	TPE1705	2.50	15/07/2014
9639459	TPE1705	3.50	15/07/2014
9639476	TPE1705	4.50	15/07/2014

Only received samples which have had analysis scheduled will be shown on the following pages.

CERTIFICATE OF ANALYSIS

SDG:	140718-13	**Location:**	Coed Darcy	**Order Number:**	CD0748
Job:	H_ATKINS_LDC-224	**Customer:**	Atkins Global Ltd	**Report Number:**	289703
Client Reference:	Site Wide Trial Pitting	**Attention:**	Jack Lowrie	**Superseded Report:**	280169

SOLID

Results Legend

- X Test
- N No Determination Possible

Lab Sample No(s)			9639796			9639810			9639836			9639848			9639860			9639505			9639487			9639496			9639758			9639770			9639783			9639937			9639950			9639977
Customer Sample Reference			IP 42			IP 42			IP 42			IP 42			IP 42			IP 73			IP 74			IP 74			IP 86			IP 86			IP 86			IP 91			IP 91			IP 91
AGS Reference																																										
Depth (m)			0.50			1.50			2.50			3.50			4.50			0.50			0.50			2.50			0.50			1.50			2.50			0.50			1.50			2.50
Container			250g Amber Jar	400g Tub (ALE214)	60g VOC (ALE215)	250g Amber Jar	400g Tub (ALE214)	60g VOC (ALE215)	250g Amber Jar	400g Tub (ALE214)	60g VOC (ALE215)	250g Amber Jar	400g Tub (ALE214)	60g VOC (ALE215)	250g Amber Jar	400g Tub (ALE214)	60g VOC (ALE215)	250g Amber Jar	400g Tub (ALE214)	60g VOC (ALE215)	250g Amber Jar	400g Tub (ALE214)	60g VOC (ALE215)	250g Amber Jar	400g Tub (ALE214)	60g VOC (ALE215)	250g Amber Jar	400g Tub (ALE214)	60g VOC (ALE215)	250g Amber Jar	400g Tub (ALE214)	60g VOC (ALE215)	250g Amber Jar	400g Tub (ALE214)	60g VOC (ALE215)	250g Amber Jar	400g Tub (ALE214)	60g VOC (ALE215)	250g Amber Jar	400g Tub (ALE214)	60g VOC (ALE215)	250g Amber Jar
Asbestos ID in Solid Samples	All	NDPs: 0 Tests: 45		X																X			X						X										X					
EPH CWG (Aliphatic) GC (S)	All	NDPs: 0 Tests: 135	X			X			X			X			X			X			X			X			X			X			X			X			X			X
EPH CWG (Aromatic) GC (S)	All	NDPs: 0 Tests: 135	X			X			X			X			X			X			X			X			X			X			X			X			X			X
GRO by GC-FID (S)	All	NDPs: 0 Tests: 135			X			X			X			X			X			X			X			X			X			X			X			X			X	
Metals in solid samples by OES	All	NDPs: 0 Tests: 135	X			X			X			X			X			X			X			X			X			X			X			X			X			X
PAH by GCMS	All	NDPs: 0 Tests: 135	X			X			X			X			X			X			X			X			X			X			X			X			X			X
pH	All	NDPs: 0 Tests: 135		X			X			X			X			X			X			X			X			X			X			X			X			X		
Sample description	All	NDPs: 0 Tests: 134	X			X			X			X			X			X			X			X			X			X			X			X			X			X
Total Organic Carbon	All	NDPs: 0 Tests: 23																																	X						
TPH CWG GC (S)	All	NDPs: 0 Tests: 135	X			X			X			X			X			X			X			X			X			X			X			X			X			X

SDG:	140718-13	**Location:**	Coed Darcy	**Order Number:**	CD0748
Job:	H_ATKINS_LDC-224	**Customer:**	Atkins Global Ltd	**Report Number:**	289703
Client Reference:	Site Wide Trial Pitting	**Attention:**	Jack Lowrie	**Superseded Report:**	280169

SOLID

Results Legend

X Test

N No Determination Possible

Lab Sample No(s)			9639977		9639991		9639514			9639709			9639723			9639734			9639693			9639701			9639872			9639884			9639898			9639912			9639923			9640001		
Customer Sample Reference			IP 91		IP 91		IP 100			IP 115			IP 115			IP 115			IP 119			IP 119			IP 126			IP 126			IP 126			IP 126			IP 126			IP 157		
AGS Reference																																											
Depth (m)			2.50		3.50		0.50			0.50			1.00			1.50			0.50			1.50			0.50			1.50			2.50			3.50			4.50			0.50		
Container			400g Tub (ALE214)	60g VOC (ALE215)	250g Amber Jar	60g VOC (ALE215)	250g Amber Jar	400g Tub (ALE214)	60g VOC (ALE215)	250g Amber Jar	400g Tub (ALE214)	60g VOC (ALE215)	250g Amber Jar	400g Tub (ALE214)	60g VOC (ALE215)	250g Amber Jar	400g Tub (ALE214)	60g VOC (ALE215)	250g Amber Jar	400g Tub (ALE214)	60g VOC (ALE215)	250g Amber Jar	400g Tub (ALE214)	60g VOC (ALE215)	250g Amber Jar	400g Tub (ALE214)	60g VOC (ALE215)	250g Amber Jar	400g Tub (ALE214)	60g VOC (ALE215)	250g Amber Jar	400g Tub (ALE214)	60g VOC (ALE215)	250g Amber Jar	400g Tub (ALE214)	60g VOC (ALE215)	250g Amber Jar	400g Tub (ALE214)	60g VOC (ALE215)	250g Amber Jar	400g Tub (ALE214)	60g VOC (ALE215)
Asbestos ID in Solid Samples	All	NDPs: 0 Tests: 45						X			X			X						X						X															X	
EPH CWG (Aliphatic) GC (S)	All	NDPs: 0 Tests: 135			X		X			X			X			X			X			X			X			X			X			X			X			X		
EPH CWG (Aromatic) GC (S)	All	NDPs: 0 Tests: 135			X		X			X			X			X			X			X			X			X			X			X			X			X		
GRO by GC-FID (S)	All	NDPs: 0 Tests: 135		X		X			X			X			X			X			X			X			X			X			X			X			X			X
Metals in solid samples by OES	All	NDPs: 0 Tests: 135			X		X			X			X			X			X			X			X			X			X			X			X			X		
PAH by GCMS	All	NDPs: 0 Tests: 135			X		X			X			X			X			X			X			X			X			X			X			X			X		
pH	All	NDPs: 0 Tests: 135	X		X			X			X			X			X			X			X			X			X			X			X			X			X	
Sample description	All	NDPs: 0 Tests: 134			X		X			X			X			X			X			X			X			X			X			X			X			X		
Total Organic Carbon	All	NDPs: 0 Tests: 23								X															X																	
TPH CWG GC (S)	All	NDPs: 0 Tests: 135			X		X			X			X			X			X			X			X			X			X			X			X			X		

CERTIFICATE OF ANALYSIS

SDG:	140718-13	**Location:**	Coed Darcy	**Order Number:**	CD0748
Job:	H_ATKINS_LDC-224	**Customer:**	Atkins Global Ltd	**Report Number:**	289703
Client Reference:	Site Wide Trial Pitting	**Attention:**	Jack Lowrie	**Superseded Report:**	280169

SOLID

Results Legend

X **Test**

N **No Determination Possible**

			Lab Sample No(s)	Customer Sample Reference	AGS Reference	Depth (m)	Container
Asbestos ID in Solid Samples	All	NDPs: 0 Tests: 45	9640014	IP 157		1.50	250g Amber Jar
			9640029	IP 157		2.50	400g Tub (ALE214)
			9640042	IP 160		0.50	60g VOC (ALE215)
			9640054	IP 160		1.50	250g Amber Jar
			9640067	IP 160		2.50	400g Tub (ALE214)
			9640084	IP 160		3.50	60g VOC (ALE215)
			9640095	IP 160		4.50	250g Amber Jar
			9639567	IP 171		0.50	400g Tub (ALE214)
			9639587	IP 171		1.50	60g VOC (ALE215)
			9639527	IP 202		0.50	250g Amber Jar
			9639538	IP 202		1.50	400g Tub (ALE214)
			9639547	IP 202		2.50	60g VOC (ALE215)
			9639556	IP 202		3.50	250g Amber Jar
			9639650	IP 233		0.50	60g VOC (ALE215)
EPH CWG (Aliphatic) GC (S)	All	NDPs: 0 Tests: 135					
EPH CWG (Aromatic) GC (S)	All	NDPs: 0 Tests: 135					
GRO by GC-FID (S)	All	NDPs: 0 Tests: 135					
Metals in solid samples by OES	All	NDPs: 0 Tests: 135					
PAH by GCMS	All	NDPs: 0 Tests: 135					
pH	All	NDPs: 0 Tests: 135					
Sample description	All	NDPs: 0 Tests: 134					
Total Organic Carbon	All	NDPs: 0 Tests: 23					
TPH CWG GC (S)	All	NDPs: 0 Tests: 135					

CERTIFICATE OF ANALYSIS

SDG:	140718-13	**Location:**	Coed Darcy	**Order Number:**	CD0748
Job:	H_ATKINS_LDC-224	**Customer:**	Atkins Global Ltd	**Report Number:**	289703
Client Reference:	Site Wide Trial Pitting	**Attention:**	Jack Lowrie	**Superseded Report:**	280169

SOLID

Results Legend

X Test

N No Determination Possible

Lab Sample No(s)	9639650	9639659	9639626	9639633	9639642	9639597	9639606	9639615	9639667	9639685	9640119	9640133	9640325	9640382
Customer Sample Reference	IP 233	IP 233	IP 248	IP 248	IP 248	IP 249	IP 249	IP 249	IP 250	IP 250	IP 278	IP 278	IP 465	IP 465
AGS Reference														
Depth (m)	0.50	1.50	0.50	1.50	2.50	0.50	1.50	2.50	0.50	1.50	0.50	1.50	0.50	1.50
Container	400g Tub (ALE214)	60g VOC (ALE215)	250g Amber Jar	400g Tub (ALE214)	60g VOC (ALE215)	250g Amber Jar	400g Tub (ALE214)	60g VOC (ALE215)	250g Amber Jar	400g Tub (ALE214)	60g VOC (ALE215)	250g Amber Jar	400g Tub (ALE214)	60g VOC (ALE215)	250g Amber Jar	400g Tub (ALE214)	60g VOC (ALE215)	250g Amber Jar	400g Tub (ALE214)	60g VOC (ALE215)	250g Amber Jar	400g Tub (ALE214)	60g VOC (ALE215)	250g Amber Jar	400g Tub (ALE214)	60g VOC (ALE215)	250g Amber Jar	400g Tub (ALE214)	60g VOC (ALE215)	250g Amber Jar	400g Tub (ALE214)	60g VOC (ALE215)	250g Amber Jar	400g Tub (ALE214)	60g VOC (ALE215)	250g Amber Jar	400g Tub (ALE214)
Asbestos ID in Solid Samples	All	NDPs: 0 Tests: 45	X				X						X							X					X					X							
EPH CWG (Aliphatic) GC (S)	All	NDPs: 0 Tests: 135		X		X		X		X		X		X		X		X		X		X		X		X		X		X		X		X		X	
EPH CWG (Aromatic) GC (S)	All	NDPs: 0 Tests: 135		X		X		X		X		X		X		X		X		X		X		X		X		X		X		X		X		X	
GRO by GC-FID (S)	All	NDPs: 0 Tests: 135	X		X		X		X		X		X		X		X		X		X		X		X		X		X		X		X		X		X	
Metals in solid samples by OES	All	NDPs: 0 Tests: 135		X		X		X		X		X		X		X		X		X		X		X		X		X		X		X		X		X	
PAH by GCMS	All	NDPs: 0 Tests: 135		X		X		X		X		X		X		X		X		X		X		X		X		X		X		X		X		X	
pH	All	NDPs: 0 Tests: 135	X		X		X		X		X		X		X		X		X		X		X		X		X		X		X		X		X		X	X
Sample description	All	NDPs: 0 Tests: 134		X		X		X		X		X		X		X		X		X		X		X		X		X		X		X		X		X	
Total Organic Carbon	All	NDPs: 0 Tests: 23						X																		X												
TPH CWG GC (S)	All	NDPs: 0 Tests: 135		X		X		X		X		X		X		X		X		X		X		X		X		X		X		X		X		X	

CERTIFICATE OF ANALYSIS

SDG: 140718-13
Job: H_ATKINS_LDC-224
Client Reference: Site Wide Trial Pitting

Location: Coed Darcy
Customer: Atkins Global Ltd
Attention: Jack Lowrie

Order Number: CD0748
Report Number: 289703
Superseded Report: 280169

SOLID

Results Legend

- **X** Test
- **N** No Determination Possible

SOLID	Lab Sample No(s)		9640382	9639964			9640107			9640219			9640276			9640204			9640211			9640225			9640229			9639363			9639823			9640146			9640159			9640170		
	Customer Sample Reference		IP 465	IP 474			IP 474			IP 480			IP 480			IP 493			IP 493			IP 493			IP 493			IP 494			IP 494			IP 501			IP 501			IP 501		
	AGS Reference																																									
	Depth (m)		1.50	0.50			2.50			1.00			2.00			0.50			1.50			2.00			3.00			1.00			2.50			0.50			1.50			3.50		
	Container		60g VOC (ALE215)	250g Amber Jar	400g Tub (ALE214)	60g VOC (ALE215)	250g Amber Jar	400g Tub (ALE214)	60g VOC (ALE215)	250g Amber Jar	400g Tub (ALE214)	60g VOC (ALE215)	250g Amber Jar	400g Tub (ALE214)	60g VOC (ALE215)	250g Amber Jar	400g Tub (ALE214)	60g VOC (ALE215)	250g Amber Jar	400g Tub (ALE214)	60g VOC (ALE215)	250g Amber Jar	400g Tub (ALE214)	60g VOC (ALE215)	250g Amber Jar	400g Tub (ALE214)	60g VOC (ALE215)	250g Amber Jar	400g Tub (ALE214)	60g VOC (ALE215)	250g Amber Jar	400g Tub (ALE214)	60g VOC (ALE215)	250g Amber Jar	400g Tub (ALE214)	60g VOC (ALE215)	250g Amber Jar	400g Tub (ALE214)	60g VOC (ALE215)	250g Amber Jar	400g Tub (ALE214)	60g VOC (ALE215)
Asbestos ID in Solid Samples	All	NDPs: 0 Tests: 45			X						X						X														X						X							
EPH CWG (Aliphatic) GC (S)	All	NDPs: 0 Tests: 135		X			X			X			X			X			X			X			X			X			X			X			X			X		
EPH CWG (Aromatic) GC (S)	All	NDPs: 0 Tests: 135		X			X			X			X			X			X			X			X			X			X			X			X			X		
GRO by GC-FID (S)	All	NDPs: 0 Tests: 135	X			X			X			X			X			X			X			X			X			X			X			X			X			X
Metals in solid samples by OES	All	NDPs: 0 Tests: 135		X			X			X			X			X			X			X			X			X			X			X			X			X		
PAH by GCMS	All	NDPs: 0 Tests: 135		X			X			X			X			X			X			X			X			X			X			X			X			X		
pH	All	NDPs: 0 Tests: 135			X			X			X			X			X			X			X			X			X			X			X			X			X	
Sample description	All	NDPs: 0 Tests: 134		X			X			X			X			X			X			X			X			X			X			X			X			X		
Total Organic Carbon	All	NDPs: 0 Tests: 23														X												X						X								
TPH CWG GC (S)	All	NDPs: 0 Tests: 135		X			X			X			X			X			X			X			X			X			X			X			X			X		

CERTIFICATE OF ANALYSIS

SDG:	140718-13	**Location:**	Coed Darcy	**Order Number:**	CD0748
Job:	H_ATKINS_LDC-224	**Customer:**	Atkins Global Ltd	**Report Number:**	289703
Client Reference:	Site Wide Trial Pitting	**Attention:**	Jack Lowrie	**Superseded Report:**	280169

SOLID

Results Legend

X Test

N No Determination Possible

Lab Sample No(s)			9640441			9639376			9639467			9639576			9639675			9639749			9640178			9640188			9640196			9640233			9640237			9640244			9640292			9640297		
Customer Sample Reference			IP 503			IP 503			IP 503			IP 522			IP 522			IP 522			IP 525			IP 525			IP 525			IP 551			IP 551			IP 551			IP 764			IP 764		
AGS Reference																																												
Depth (m)			0.50			1.50			3.50			0.50			1.50			3.00			2.00			3.00			4.00			0.20			1.00			3.00			1.00			1.45		
Container			250g Amber Jar	400g Tub (ALE214)	60g VOC (ALE215)	250g Amber Jar	400g Tub (ALE214)	60g VOC (ALE215)	250g Amber Jar	400g Tub (ALE214)	60g VOC (ALE215)	250g Amber Jar	400g Tub (ALE214)	60g VOC (ALE215)	250g Amber Jar	400g Tub (ALE214)	60g VOC (ALE215)	250g Amber Jar	400g Tub (ALE214)	250g Amber Jar	400g Tub (ALE214)	60g VOC (ALE215)	250g Amber Jar	400g Tub (ALE214)	60g VOC (ALE215)	250g Amber Jar	400g Tub (ALE214)	60g VOC (ALE215)	250g Amber Jar	400g Tub (ALE214)	60g VOC (ALE215)	250g Amber Jar	400g Tub (ALE214)	60g VOC (ALE215)	250g Amber Jar	400g Tub (ALE214)	60g VOC (ALE215)	250g Amber Jar	400g Tub (ALE214)	60g VOC (ALE215)	250g Amber Jar	400g Tub (ALE214)	60g VOC (ALE215)	250g Amber Jar	400g Tub (ALE214)
Asbestos ID in Solid Samples	All	NDPs: 0 Tests: 45		X									X																		X			X						X				
EPH CWG (Aliphatic) GC (S)	All	NDPs: 0 Tests: 135	X			X			X			X			X			X		X			X			X			X			X			X			X			X			X	
EPH CWG (Aromatic) GC (S)	All	NDPs: 0 Tests: 135	X			X			X			X			X			X		X			X			X			X			X			X			X			X			X	
GRO by GC-FID (S)	All	NDPs: 0 Tests: 135			X			X			X			X			X	X				X			X			X			X			X			X			X			X		
Metals in solid samples by OES	All	NDPs: 0 Tests: 135	X			X			X			X			X			X		X			X			X			X			X			X			X			X			X	
PAH by GCMS	All	NDPs: 0 Tests: 135	X			X			X			X			X			X		X			X			X			X			X			X			X			X			X	
pH	All	NDPs: 0 Tests: 135		X			X			X			X			X			X		X			X			X			X			X			X			X			X			X
Sample description	All	NDPs: 0 Tests: 134	X			X			X			X			X			X		X			X			X			X			X			X			X			X			X	
Total Organic Carbon	All	NDPs: 0 Tests: 23													X															X									X					
TPH CWG GC (S)	All	NDPs: 0 Tests: 135	X			X			X			X			X			X		X			X			X			X			X			X			X			X			X	

CERTIFICATE OF ANALYSIS

SDG:	140718-13	**Location:**	Coed Darcy	**Order Number:**	CD0748
Job:	H_ATKINS_LDC-224	**Customer:**	Atkins Global Ltd	**Report Number:**	289703
Client Reference:	Site Wide Trial Pitting	**Attention:**	Jack Lowrie	**Superseded Report:**	280169

SOLID

Results Legend

- **X** Test
- **N** No Determination Possible

			1	2	3	4	5	6	7	8	9	10	11	12	13	14	15	16	17	18	19
Lab Sample No(s)			9640297	9640301			9640305			9640309			9640270			9640280			9640287		
Customer Sample Reference			IP 764	IP 764			IP 764			IP 764			IP 765			IP 765			IP 765		
AGS Reference																					
Depth (m)			1.45	2.00			3.00			4.00			0.50			1.50			2.50		
Container			60g VOC (ALE215)	250g Amber Jar	400g Tub (ALE214)	60g VOC (ALE215)	250g Amber Jar	400g Tub (ALE214)	60g VOC (ALE215)	250g Amber Jar	400g Tub (ALE214)	60g VOC (ALE215)	250g Amber Jar	400g Tub (ALE214)	60g VOC (ALE215)	250g Amber Jar	400g Tub (ALE214)	60g VOC (ALE215)	250g Amber Jar	400g Tub (ALE214)	60g VOC (ALE215)
Asbestos ID in Solid Samples	All	NDPs: 0 Tests: 45												X							
Asbestos Quantification - Full	All	NDPs: 0 Tests: 2												X							
EPH CWG (Aliphatic) GC (S)	All	NDPs: 0 Tests: 135		X			X			X			X			X			X		
EPH CWG (Aromatic) GC (S)	All	NDPs: 0 Tests: 135		X			X			X			X			X			X		
GRO by GC-FID (S)	All	NDPs: 0 Tests: 135	X			X			X			X			X			X			X
Metals in solid samples by OES	All	NDPs: 0 Tests: 135		X			X			X			X			X			X		
PAH by GCMS	All	NDPs: 0 Tests: 135		X			X			X			X			X			X		
pH	All	NDPs: 0 Tests: 135			X			X			X			X			X			X	
Sample description	All	NDPs: 0 Tests: 134		X			X			X			X			X			X		
Total Organic Carbon	All	NDPs: 0 Tests: 23																			
TPH CWG GC (S)	All	NDPs: 0 Tests: 135		X			X			X			X			X			X		

			20	21	22	23	24	25	26	27	28	29	30	31	32	33	34	35	36	37	38	39	40
Lab Sample No(s)			9640248			9640254			9640259			9640264			9640313			9640318		9640321			9640331
Customer Sample Reference			IP 768			IP 768			IP 768			IP 768			IP 769			IP 769		IP 769			IP 769
AGS Reference																							
Depth (m)			0.50			1.50			2.50			3.50			0.50			1.00		1.50			3.00
Container			250g Amber Jar	400g Tub (ALE214)	60g VOC (ALE215)	250g Amber Jar	400g Tub (ALE214)	60g VOC (ALE215)	250g Amber Jar	400g Tub (ALE214)	60g VOC (ALE215)	250g Amber Jar	400g Tub (ALE214)	60g VOC (ALE215)	250g Amber Jar	400g Tub (ALE214)	60g VOC (ALE215)	250g Amber Jar	400g Tub (ALE214)	250g Amber Jar	400g Tub (ALE214)	60g VOC (ALE215)	250g Amber Jar
Asbestos ID in Solid Samples	All	NDPs: 0 Tests: 45		X												X			X				
Asbestos Quantification - Full	All	NDPs: 0 Tests: 2		X																			
EPH CWG (Aliphatic) GC (S)	All	NDPs: 0 Tests: 135	X			X			X			X			X			X		X			X
EPH CWG (Aromatic) GC (S)	All	NDPs: 0 Tests: 135	X			X			X			X			X			X		X			X
GRO by GC-FID (S)	All	NDPs: 0 Tests: 135			X			X			X			X			X	X				X	
Metals in solid samples by OES	All	NDPs: 0 Tests: 135	X			X			X			X			X			X		X			X
PAH by GCMS	All	NDPs: 0 Tests: 135	X			X			X			X			X			X		X			X
pH	All	NDPs: 0 Tests: 135		X			X			X			X			X			X		X		
Sample description	All	NDPs: 0 Tests: 134	X			X			X			X			X			X		X			X
Total Organic Carbon	All	NDPs: 0 Tests: 23	X															X					
TPH CWG GC (S)	All	NDPs: 0 Tests: 135	X			X			X			X			X			X		X			X

SDG:	140718-13	**Location:**	Coed Darcy	**Order Number:**	CD0748
Job:	H_ATKINS_LDC-224	**Customer:**	Atkins Global Ltd	**Report Number:**	289703
Client Reference:	Site Wide Trial Pitting	**Attention:**	Jack Lowrie	**Superseded Report:**	280169

SOLID

Results Legend

- X Test
- N No Determination Possible

Lab Sample No(s)			9640331		9640338			9640343			9640347			9640352			9640356			9640361			9640368			9640373			9640464			9640468			9640473			9640409			9640414	
Customer Sample Reference			IP 769		IP 846			IP 846			IP 846			TPE1061			TPE1675			TPE1675			TPE1675			TPE1675			TPE1678			TPE1678			TPE1678			TPE1679			TPE1679	
AGS Reference																																										
Depth (m)			3.00		1.00			1.30			3.30			0.50			0.50			1.50			2.50			3.50			0.50			1.50			2.50			0.50			1.50	
Container			400g Tub (ALE214)	60g VOC (ALE215)	250g Amber Jar	400g Tub (ALE214)	60g VOC (ALE215)	250g Amber Jar	400g Tub (ALE214)	60g VOC (ALE215)	250g Amber Jar	400g Tub (ALE214)	60g VOC (ALE215)	250g Amber Jar	400g Tub (ALE214)	60g VOC (ALE215)	250g Amber Jar	400g Tub (ALE214)	60g VOC (ALE215)	250g Amber Jar	400g Tub (ALE214)	60g VOC (ALE215)	250g Amber Jar	400g Tub (ALE214)	60g VOC (ALE215)	250g Amber Jar	400g Tub (ALE214)	60g VOC (ALE215)	250g Amber Jar	400g Tub (ALE214)	60g VOC (ALE215)	250g Amber Jar	400g Tub (ALE214)	60g VOC (ALE215)	250g Amber Jar	400g Tub (ALE214)	60g VOC (ALE215)	250g Amber Jar	400g Tub (ALE214)	60g VOC (ALE215)	250g Amber Jar	400g Tub (ALE214)
Asbestos ID in Solid Samples	All	NDPs: 0 Tests: 45				X									X			X													X									X			
EPH CWG (Aliphatic) GC (S)	All	NDPs: 0 Tests: 135			X			X			X			X			X			X			X			X			X			X			X			X			X	
EPH CWG (Aromatic) GC (S)	All	NDPs: 0 Tests: 135			X			X			X			X			X			X			X			X			X			X			X			X			X	
GRO by GC-FID (S)	All	NDPs: 0 Tests: 135		X			X			X			X			X			X			X			X			X			X			X			X			X		
Metals in solid samples by OES	All	NDPs: 0 Tests: 135			X			X			X			X			X			X			X			X			X			X			X			X			X	
PAH by GCMS	All	NDPs: 0 Tests: 135			X			X			X			X			X			X			X			X			X			X			X			X			X	
pH	All	NDPs: 0 Tests: 135	X			X			X			X			X			X			X			X			X			X			X			X			X			X
Sample description	All	NDPs: 0 Tests: 134			X			X			X			X			X			X			X			X			X			X			X			X			X	
Total Organic Carbon	All	NDPs: 0 Tests: 23												X						X																						
TPH CWG GC (S)	All	NDPs: 0 Tests: 135			X			X			X			X			X			X			X			X			X			X			X			X			X	

SDG:	140718-13	**Location:**	Coed Darcy	**Order Number:**	CD0748
Job:	H_ATKINS_LDC-224	**Customer:**	Atkins Global Ltd	**Report Number:**	289703
Client Reference:	Site Wide Trial Pitting	**Attention:**	Jack Lowrie	**Superseded Report:**	280169

SOLID

Results Legend

X Test

N No Determination Possible

Lab Sample No(s)			9640414	9640377			9640386			9640392			9640397			9640403			9640436			9640447			9640451			9640455			9640460			9640419			9640424			9640431		
Customer Sample Reference			TPE1679	TPE1680			TPE1680			TPE1680			TPE1680			TPE1680			TPE1688			TPE1688			TPE1688			TPE1688			TPE1688			TPE1689			TPE1689			TPE1689		
AGS Reference																																											
Depth (m)			1.50	0.50			1.50			2.50			3.50			4.50			0.50			1.50			2.50			3.50			5.10			0.50			1.50			2.40		
Container			60g VOC (ALE215)	250g Amber Jar	400g Tub (ALE214)	60g VOC (ALE215)	250g Amber Jar	400g Tub (ALE214)	60g VOC (ALE215)	250g Amber Jar	400g Tub (ALE214)	60g VOC (ALE215)	250g Amber Jar	400g Tub (ALE214)	60g VOC (ALE215)	250g Amber Jar	400g Tub (ALE214)	60g VOC (ALE215)	250g Amber Jar	400g Tub (ALE214)	60g VOC (ALE215)	250g Amber Jar	400g Tub (ALE214)	60g VOC (ALE215)	250g Amber Jar	400g Tub (ALE214)	60g VOC (ALE215)	250g Amber Jar	400g Tub (ALE214)	60g VOC (ALE215)	250g Amber Jar	400g Tub (ALE214)	60g VOC (ALE215)	250g Amber Jar	400g Tub (ALE214)	60g VOC (ALE215)	250g Amber Jar	400g Tub (ALE214)	60g VOC (ALE215)	250g Amber Jar	400g Tub (ALE214)	60g VOC (ALE215)
Asbestos ID in Solid Samples	All	NDPs: 0 Tests: 45			X																	X														X							
EPH CWG (Aliphatic) GC (S)	All	NDPs: 0 Tests: 135		X			X			X			X			X			X			X			X			X			X			X			X			X		
EPH CWG (Aromatic) GC (S)	All	NDPs: 0 Tests: 135		X			X			X			X			X			X			X			X			X			X			X			X			X		
GRO by GC-FID (S)	All	NDPs: 0 Tests: 135	X			X			X			X			X			X			X			X			X			X			X			X			X			X
Metals in solid samples by OES	All	NDPs: 0 Tests: 135		X			X			X			X			X			X			X			X			X			X			X			X			X		
PAH by GCMS	All	NDPs: 0 Tests: 135		X			X			X			X			X			X			X			X			X			X			X			X			X		
pH	All	NDPs: 0 Tests: 135			X			X			X			X			X			X			X			X			X			X			X			X			X	
Sample description	All	NDPs: 0 Tests: 134		X			X			X			X			X			X			X			X			X			X			X						X		
Total Organic Carbon	All	NDPs: 0 Tests: 23								X												X												X								
TPH CWG GC (S)	All	NDPs: 0 Tests: 135		X			X			X			X			X			X			X			X			X			X			X			X			X		

CERTIFICATE OF ANALYSIS

SDG: 140718-13	**Location:** Coed Darcy	**Order Number:** CD0748	
Job: H_ATKINS_LDC-224	**Customer:** Atkins Global Ltd	**Report Number:** 289703	
Client Reference: Site Wide Trial Pitting	**Attention:** Jack Lowrie	**Superseded Report:** 280169	

SOLID

Results Legend

- X Test
- N No Determination Possible

Lab Sample No(s)			9640479			9640483			9640488			9639384			9639392			9639400			9639408			9639418			9639425			9639434			9639444			9639452			9639459			9639476
Customer Sample Reference			TPE1690			TPE1690			TPE1690			TPE1690			TPE1692			TPE1692			TPE1692			TPE1692			TPE1692			TPE1705			TPE1705			TPE1705			TPE1705			TPE1705
AGS Reference																																										
Depth (m)			0.50			1.50			2.50			3.50			0.50			1.50			2.50			3.50			4.50			0.50			1.50			2.50			3.50			4.50
Container			250g Amber Jar	400g Tub (ALE214)	60g VOC (ALE215)	250g Amber Jar	400g Tub (ALE214)	60g VOC (ALE215)	250g Amber Jar	400g Tub (ALE214)	60g VOC (ALE215)	250g Amber Jar	400g Tub (ALE214)	60g VOC (ALE215)	250g Amber Jar	400g Tub (ALE214)	60g VOC (ALE215)	250g Amber Jar	400g Tub (ALE214)	60g VOC (ALE215)	250g Amber Jar	400g Tub (ALE214)	60g VOC (ALE215)	250g Amber Jar	400g Tub (ALE214)	60g VOC (ALE215)	250g Amber Jar	400g Tub (ALE214)	60g VOC (ALE215)	250g Amber Jar	400g Tub (ALE214)	60g VOC (ALE215)	250g Amber Jar	400g Tub (ALE214)	60g VOC (ALE215)	250g Amber Jar	400g Tub (ALE214)	60g VOC (ALE215)	250g Amber Jar	400g Tub (ALE214)	60g VOC (ALE215)	250g Amber Jar
Asbestos ID in Solid Samples	All	NDPs: 0 Tests: 45		X												X																X										
EPH CWG (Aliphatic) GC (S)	All	NDPs: 0 Tests: 135	X			X			X			X			X			X			X			X			X			X			X			X			X			X
EPH CWG (Aromatic) GC (S)	All	NDPs: 0 Tests: 135	X			X			X			X			X			X			X			X			X			X			X			X			X			X
GRO by GC-FID (S)	All	NDPs: 0 Tests: 135			X			X			X			X			X			X			X			X			X			X			X			X			X	
Metals in solid samples by OES	All	NDPs: 0 Tests: 135	X			X			X			X			X			X			X			X			X			X			X			X			X			X
PAH by GCMS	All	NDPs: 0 Tests: 135	X			X			X			X			X			X			X			X			X			X			X			X			X			X
pH	All	NDPs: 0 Tests: 135		X			X			X			X			X			X			X			X			X			X			X			X			X		
Sample description	All	NDPs: 0 Tests: 134	X			X			X			X			X			X			X			X			X			X			X			X			X			X
Total Organic Carbon	All	NDPs: 0 Tests: 23							X																					X												
TPH CWG GC (S)	All	NDPs: 0 Tests: 135	X			X			X			X			X			X			X			X			X			X			X			X			X			X

CERTIFICATE OF ANALYSIS

SDG:	140718-13	**Location:**	Coed Darcy	**Order Number:**	CD0748
Job:	H_ATKINS_LDC-224	**Customer:**	Atkins Global Ltd	**Report Number:**	289703
Client Reference:	Site Wide Trial Pitting	**Attention:**	Jack Lowrie	**Superseded Report:**	280169

SOLID

Results Legend

X **Test**

N **No Determination Possible**

			Lab Sample No(s)	Customer Sample Reference	AGS Reference	Depth (m)	Container	
			9639476	TPE1705		4.50	400g Tub (ALE214)	60g VOC (ALE215)
GRO by GC-FID (S)	All	NDPs: 0 Tests: 135						X
pH	All	NDPs: 0 Tests: 135					X	

CERTIFICATE OF ANALYSIS

SDG:	140718-13	**Location:**	Coed Darcy	**Order Number:**	CD0748
Job:	H_ATKINS_LDC-224	**Customer:**	Atkins Global Ltd	**Report Number:**	289703
Client Reference:	Site Wide Trial Pitting	**Attention:**	Jack Lowrie	**Superseded Report:**	280169

Sample Descriptions

Grain Sizes

very fine	<0.063mm	fine	0.063mm - 0.1mm	medium	0.1mm - 2mm	coarse	2mm - 10mm	very coarse	>10mm

Lab Sample No(s)	Customer Sample Ref.	Depth (m)	Colour	Description	Grain size	Inclusions	Inclusions 2
9639796	IP 42	0.50	Dark Brown	Sandy Clay Loam	0.1 - 2 mm	Stones	Vegetation
9639810	IP 42	1.50	Dark Brown	Sand	0.1 - 2 mm	Stones	None
9639836	IP 42	2.50	Dark Brown	Sand	0.1 - 2 mm	Stones	None
9639848	IP 42	3.50	Dark Brown	Sandy Clay Loam	0.1 - 2 mm	Stones	Metal
9639860	IP 42	4.50	Dark Brown	Sandy Clay Loam	0.1 - 2 mm	Stones	None
9639505	IP 73	0.50	Dark Brown	Sandy Clay Loam	0.1 - 2 mm	Stones	Vegetation
9639487	IP 74	0.50	Dark Brown	Sandy Clay Loam	0.1 - 2 mm	Stones	None
9639496	IP 74	2.50	Dark Brown	Loamy Sand	0.1 - 2 mm	Stones	None
9639758	IP 86	0.50	Dark Brown	Sandy Loam	0.1 - 2 mm	Stones	None
9639770	IP 86	1.50	Dark Brown	Sand	0.1 - 2 mm	Stones	Vegetation
9639783	IP 86	2.50	Dark Brown	Sand	0.1 - 2 mm	Stones	None
9639937	IP 91	0.50	Dark Brown	Sandy Clay Loam	0.1 - 2 mm	Stones	None
9639950	IP 91	1.50	Dark Brown	Sandy Loam	0.1 - 2 mm	Stones	Vegetation
9639977	IP 91	2.50	Dark Brown	Sand	0.1 - 2 mm	Stones	None
9639991	IP 91	3.50	Dark Brown	Sand	0.1 - 2 mm	Stones	None
9639514	IP 100	0.50	Dark Brown	Clay	0.063 - 0.1 mm	Stones	Vegetation
9639709	IP 115	0.50	Dark Brown	Sandy Clay Loam	0.1 - 2 mm	Stones	Vegetation
9639723	IP 115	1.00	Beige	Sandy Clay Loam	0.1 - 2 mm	Stones	None
9639734	IP 115	1.50	Dark Brown	Sandy Clay Loam	0.1 - 2 mm	Stones	None
9639693	IP 119	0.50	Dark Brown	Sandy Clay Loam	0.1 - 2 mm	Stones	Vegetation
9639701	IP 119	1.50	Dark Brown	Loamy Sand	0.1 - 2 mm	Stones	None
9639872	IP 126	0.50	Dark Brown	Sandy Loam	0.1 - 2 mm	Stones	None
9639884	IP 126	1.50	Dark Brown	Loamy Sand	0.1 - 2 mm	Stones	Vegetation
9639898	IP 126	2.50	Dark Brown	Sand	0.1 - 2 mm	Stones	Vegetation
9639912	IP 126	3.50	Dark Brown	Sand	0.1 - 2 mm	Stones	None
9639923	IP 126	4.50	Dark Brown	Sand	0.1 - 2 mm	Stones	None
9640001	IP 157	0.50	Dark Brown	Sandy Clay Loam	0.1 - 2 mm	Stones	None
9640014	IP 157	1.50	Dark Brown	Loamy Sand	0.1 - 2 mm	Stones	Vegetation
9640029	IP 157	2.50	Dark Brown	Loamy Sand	0.1 - 2 mm	Stones	None
9640042	IP 160	0.50	Dark Brown	Sandy Loam	0.1 - 2 mm	Vegetation	Stones
9640054	IP 160	1.50	Dark Brown	Sandy Loam	0.1 - 2 mm	Stones	None
9640067	IP 160	2.50	Dark Brown	Silty Clay Loam	0.063 - 0.1 mm	Stones	None
9640084	IP 160	3.50	Dark Brown	Sandy Clay Loam	0.1 - 2 mm	Stones	None
9640095	IP 160	4.50	Dark Brown	Sandy Loam	0.1 - 2 mm	Stones	None
9639567	IP 171	0.50	Dark Brown	Sandy Loam	0.1 - 2 mm	Vegetation	Stones
9639587	IP 171	1.50	Dark Brown	Sand	0.1 - 2 mm	Stones	None
9639527	IP 202	0.50	Dark Brown	Sandy Loam	0.1 - 2 mm	Stones	Vegetation
9639538	IP 202	1.50	Dark Brown	Loamy Sand	0.1 - 2 mm	Stones	None

CERTIFICATE OF ANALYSIS

SDG: 140718-13 **Location:** Coed Darcy **Order Number:** CD0748
Job: H_ATKINS_LDC-224 **Customer:** Atkins Global Ltd **Report Number:** 289703
Client Reference: Site Wide Trial Pitting **Attention:** Jack Lowrie **Superseded Report:** 280169

			Colour	Description	Grain size	Inclusions	Inclusions 2
9639547	IP 202	2.50	Dark Brown	Sandy Clay Loam	0.1 - 2 mm	Stones	None
9639556	IP 202	3.50	Dark Brown	Loamy Sand	0.1 - 2 mm	Stones	None
9639650	IP 233	0.50	Dark Brown	Sandy Loam	0.1 - 2 mm	Vegetation	Stones
9639659	IP 233	1.50	Dark Brown	Sand	0.1 - 2 mm	Stones	None
9639626	IP 248	0.50	Dark Brown	Sandy Loam	0.1 - 2 mm	Stones	Vegetation
9639633	IP 248	1.50	Dark Brown	Loamy Sand	0.1 - 2 mm	Stones	Vegetation
9639642	IP 248	2.50	Dark Brown	Loamy Sand	0.1 - 2 mm	Stones	Vegetation
9639597	IP 249	0.50	Dark Brown	Sandy Loam	0.1 - 2 mm	Vegetation	Stones
9639606	IP 249	1.50	Dark Brown	Loamy Sand	0.1 - 2 mm	Stones	None
9639615	IP 249	2.50	Dark Brown	Loamy Sand	0.1 - 2 mm	Stones	None
9639667	IP 250	0.50	Dark Brown	Silty Clay Loam	0.1 - 2 mm	Stones	None
9639685	IP 250	1.50	Dark Brown	Loamy Sand	0.1 - 2 mm	Stones	Vegetation
9640119	IP 278	0.50	Dark Brown	Sandy Clay	0.1 - 2 mm	Stones	Vegetation
9640133	IP 278	1.50	Dark Brown	Sandy Loam	0.1 - 2 mm	Stones	None
9640325	IP 465	0.50	Light Brown	Sandy Loam	0.1 - 2 mm	Stones	Vegetation
9640382	IP 465	1.50	Dark Brown	Silt Loam	0.063 - 0.1 mm	Stones	Vegetation
9639964	IP 474	0.50	Light Brown	Sandy Loam	0.1 - 2 mm	Stones	None
9640107	IP 474	2.50	Dark Brown	Sandy Loam	0.1 - 2 mm	Stones	Vegetation
9640219	IP 480	1.00	Light Brown	Clay Loam	0.063 - 0.1 mm	Stones	Vegetation
9640276	IP 480	2.00	Dark Brown	Sandy Loam	0.063 - 0.1 mm	Stones	Vegetation
9640204	IP 493	0.50	Dark Brown	Sandy Clay Loam	0.1 - 2 mm	Concrete/Aggregate	Stones
9640211	IP 493	1.50	Dark Brown	Sandy Loam	0.1 - 2 mm	Stones	Vegetation
9640225	IP 493	2.00	Dark Brown	Silt Loam	0.063 - 0.1 mm	Stones	Oil/Petroleum
9640229	IP 493	3.00	Dark Brown	Stone/Soil	0.1 - 2 mm	Oil/Petroleum	Stones
9639363	IP 494	1.00	Dark Brown	Sandy Loam	0.1 - 2 mm	Stones	Vegetation
9639823	IP 494	2.50	Dark Brown	Silty Clay Loam	0.063 - 0.1 mm	Stones	Vegetation
9640146	IP 501	0.50	Dark Brown	Sandy Clay Loam	0.1 - 2 mm	Concrete/Aggregate	Stones
9640159	IP 501	1.50	Dark Brown	Sandy Clay Loam	0.1 - 2 mm	Stones	Brick
9640170	IP 501	3.50	Grey	Sandy Clay Loam	0.1 - 2 mm	None	None
9639376	IP 503	1.50	Dark Brown	Sandy Clay Loam	0.1 - 2 mm	Stones	Oil/Petroleum
9639467	IP 503	3.50	Dark Brown	Sandy Clay Loam	0.1 - 2 mm	Stones	Oil/Petroleum
9640441	IP 503	0.50	Dark Brown	Sandy Clay Loam	0.1 - 2 mm	Crushed Brick	Stones
9639576	IP 522	0.50	Dark Brown	Sandy Clay Loam	0.1 - 2 mm	Brick	Stones
9639675	IP 522	1.50	Dark Brown	Sandy Clay Loam	0.1 - 2 mm	Vegetation	Stones
9639749	IP 522	3.00	Dark Brown	Loamy Sand	0.1 - 2 mm	Stones	None
9640178	IP 525	2.00	Dark Brown	Sand	0.1 - 2 mm	Stones	Vegetation
9640188	IP 525	3.00	Grey	Sandy Clay Loam	0.1 - 2 mm	None	None
9640196	IP 525	4.00	Dark Brown	Stone/Soil	2 - 10 mm	Stones	None
9640233	IP 551	0.20	Dark Brown	Sandy Loam	0.1 - 2 mm	Concrete/Aggregate	Stones
9640237	IP 551	1.00	Dark Brown	Sandy Clay Loam	0.1 - 2 mm	Stones	Vegetation
9640244	IP 551	3.00	Dark Brown	Stone/Soil	0.063 - 0.1 mm	Stones	Oil/Petroleum

CERTIFICATE OF ANALYSIS

SDG: 140718-13 **Location:** Coed Darcy **Order Number:** CD0748
Job: H_ATKINS_LDC-224 **Customer:** Atkins Global Ltd **Report Number:** 289703
Client Reference: Site Wide Trial Pitting **Attention:** Jack Lowrie **Superseded Report:** 280169

			Colour	Description	Grain size	Inclusions	Inclusions 2
9640292	IP 764	1.00	Dark Brown	Sandy Loam	0.1 - 2 mm	Brick	Tile
9640297	IP 764	1.45	Black	Sandy Loam	0.1 - 2 mm	Vegetation	Oil/Petroleum
9640301	IP 764	2.00	Black	Clay Loam	0.063 - 0.1 mm	Vegetation	None
9640305	IP 764	3.00	Grey	Sandy Loam	0.1 - 2 mm	Stones	Vegetation
9640309	IP 764	4.00	Grey	Sand	0.1 - 2 mm	Stones	None
9640270	IP 765	0.50	Dark Brown	Loamy Sand	0.1 - 2 mm	Concrete/Aggregate	Stones
9640280	IP 765	1.50	Dark Brown	Sandy Clay Loam	0.1 - 2 mm	Vegetation	None
9640287	IP 765	2.50	Dark Brown	Sand	0.1 - 2 mm	None	None
9640248	IP 768	0.50	Dark Brown	Sandy Clay Loam	0.1 - 2 mm	Stones	Vegetation
9640254	IP 768	1.50	Dark Brown	Sandy Loam	0.1 - 2 mm	Stones	None
9640259	IP 768	2.50	Black	Silt Loam	0.063 - 0.1 mm	Vegetation	None
9640264	IP 768	3.50	Grey	Silt Loam	0.063 - 0.1 mm	None	None
9640313	IP 769	0.50	Dark Brown	Sandy Loam	0.1 - 2 mm	Vegetation	Brick
9640318	IP 769	1.00	Dark Brown	Silty Clay Loam	0.063 - 0.1 mm	Vegetation	Stones
9640321	IP 769	1.50	Dark Brown	Sandy Silt Loam	0.1 - 2 mm	Vegetation	None
9640331	IP 769	3.00	Grey	Sandy Silt Loam	0.1 - 2 mm	None	None
9640338	IP 846	1.00	Dark Brown	Loamy Sand	0.1 - 2 mm	Crushed Brick	Concrete/Aggregate
9640343	IP 846	1.30	Black	Silt Loam	0.063 - 0.1 mm	Vegetation	None
9640347	IP 846	3.30	Grey	Sandy Loam	0.1 - 2 mm	Stones	None
9640352	TPE1061	0.50	Dark Brown	Sandy Loam	0.1 - 2 mm	Stones	None
9640356	TPE1675	0.50	Dark Brown	Sandy Loam	0.1 - 2 mm	Stones	None
9640361	TPE1675	1.50	Dark Brown	Sandy Loam	0.1 - 2 mm	Stones	None
9640368	TPE1675	2.50	Dark Brown	Sandy Loam	0.1 - 2 mm	Stones	None
9640373	TPE1675	3.50	Dark Brown	Sandy Loam	0.1 - 2 mm	Stones	None
9640464	TPE1678	0.50	Dark Brown	Sandy Loam	0.1 - 2 mm	Stones	None
9640468	TPE1678	1.50	Dark Brown	Loamy Sand	0.1 - 2 mm	Stones	Vegetation
9640473	TPE1678	2.50	Dark Brown	Sandy Silt Loam	2 - 10 mm	Stones	None
9640409	TPE1679	0.50	Dark Brown	Sandy Loam	0.1 - 2 mm	Stones	Vegetation
9640414	TPE1679	1.50	Dark Brown	Sandy Loam	0.1 - 2 mm	Stones	None
9640377	TPE1680	0.50	Dark Brown	Clay Loam	0.063 - 0.1 mm	Stones	Vegetation
9640386	TPE1680	1.50	Dark Brown	Sandy Loam	0.1 - 2 mm	Stones	None
9640392	TPE1680	2.50	Dark Brown	Sandy Clay	0.1 - 2 mm	Vegetation	None
9640397	TPE1680	3.50	Dark Brown	Sandy Loam	0.1 - 2 mm	Stones	None
9640403	TPE1680	4.50	Dark Brown	Sandy Loam	0.1 - 2 mm	Stones	None
9640436	TPE1688	0.50	Light Brown	Sandy Clay Loam	0.1 - 2 mm	Stones	None
9640447	TPE1688	1.50	Dark Brown	Sandy Loam	0.1 - 2 mm	Stones	None
9640451	TPE1688	2.50	Dark Brown	Sandy Loam	0.1 - 2 mm	Stones	None
9640455	TPE1688	3.50	Dark Brown	Sandy Clay Loam	0.1 - 2 mm	Stones	None
9640460	TPE1688	5.10	Dark Brown	Silty Clay Loam	<0.063 mm	Stones	Vegetation
9640419	TPE1689	0.50	Dark Brown	Sandy Loam	0.1 - 2 mm	Concrete/Aggregate	Stones
9640424	TPE1689	1.50	Dark Brown	Sandy Loam	0.1 - 2 mm	Stones	N/A

CERTIFICATE OF ANALYSIS

SDG:	140718-13	**Location:**	Coed Darcy	**Order Number:**	CD0748
Job:	H_ATKINS_LDC-224	**Customer:**	Atkins Global Ltd	**Report Number:**	289703
Client Reference:	Site Wide Trial Pitting	**Attention:**	Jack Lowrie	**Superseded Report:**	280169

			Colour	Description	Grain size	Inclusions	Inclusions 2
9640431	TPE1689	2.40	Dark Brown	Sandy Loam	0.1 - 2 mm	Stones	None
9639384	TPE1690	3.50	Dark Brown	Sandy Clay Loam	0.1 - 2 mm	Stones	Oil/Petroleum
9640479	TPE1690	0.50	Dark Brown	Sandy Clay Loam	0.1 - 2 mm	Stones	Vegetation
9640483	TPE1690	1.50	Dark Brown	Sandy Clay Loam	0.1 - 2 mm	Stones	None
9640488	TPE1690	2.50	Dark Brown	Sandy Loam	0.1 - 2 mm	Stones	None
9639392	TPE1692	0.50	Dark Brown	Sandy Loam	0.1 - 2 mm	Stones	None
9639400	TPE1692	1.50	Dark Brown	Loamy Sand	0.1 - 2 mm	Stones	Vegetation
9639408	TPE1692	2.50	Dark Brown	Sandy Loam	0.1 - 2 mm	Stones	None
9639418	TPE1692	3.50	Dark Brown	Sandy Loam	0.1 - 2 mm	Stones	Vegetation
9639425	TPE1692	4.50	Dark Brown	Loamy Sand	0.1 - 2 mm	Stones	None
9639434	TPE1705	0.50	Dark Brown	Sandy Clay Loam	0.1 - 2 mm	Stones	None
9639444	TPE1705	1.50	Dark Brown	Sandy Loam	0.1 - 2 mm	Stones	Oil/Petroleum
9639452	TPE1705	2.50	Dark Brown	Sandy Loam	0.1 - 2 mm	Stones	Oil/Petroleum
9639459	TPE1705	3.50	Dark Brown	Loamy Sand	0.1 - 2 mm	Stones	Oil/Petroleum
9639476	TPE1705	4.50	Dark Brown	Loamy Sand	0.1 - 2 mm	Stones	Oil/Petroleum

These descriptions are only intended to act as a cross check if sample identities are questioned, and to provide a log of sample matrices with respect to MCERTS validation. They are not intended as full geological descriptions.

We are accredited to MCERTS for sand, clay and loam/topsoil, or any of these materials - whether these are derived from naturally ocurring soil profiles, or from fill/made ground, as long as these materials constitute the major part of the sample.

Other coarse granular materials such as concrete, gravel and brick are not accredited if they comprise the major part of the sample.

CERTIFICATE OF ANALYSIS

SDG:	140718-13	**Location:**	Coed Darcy	**Order Number:**	CD0748
Job:	H_ATKINS_LDC-224	**Customer:**	Atkins Global Ltd	**Report Number:**	289703
Client Reference:	Site Wide Trial Pitting	**Attention:**	Jack Lowrie	**Superseded Report:**	280169

Results Legend

#	ISO17025 accredited.
M	*m*CERTS accredited.
aq	Aqueous / settled sample.
diss.filt	Dissolved / filtered sample.
tot.unfilt	Total / unfiltered sample.
*	Subcontracted test.
**	% recovery of the surrogate standard to check the efficiency of the method. The results of individual compounds within samples aren't corrected for the recovery
(F)	Trigger breach confirmed
1-5&+§@	Sample deviation (see appendix)

Component	LOD/Units	Method	Customer Sample Ref.	IP 42	IP 42	IP 42	IP 42	IP 42	IP 73
			Depth (m)	0.50	1.50	2.50	3.50	4.50	0.50
			Sample Type	Soil/Solid	Soil/Solid	Soil/Solid	Soil/Solid	Soil/Solid	Soil/Solid
			Date Sampled	15/07/2014	15/07/2014	15/07/2014	15/07/2014	15/07/2014	14/07/2014
			Sample Time	.	.	.	.	.	.
			Date Received	18/07/2014	18/07/2014	18/07/2014	18/07/2014	18/07/2014	18/07/2014
			SDG Ref	140718-13	140718-13	140718-13	140718-13	140718-13	140718-13
			Lab Sample No.(s)	9639796	9639810	9639836	9639848	9639860	9639505
			AGS Reference						
Moisture Content Ratio (% of as received sample)	%	PM024		7.4	7	8.8	10	9.2	7
pH	1 pH Units	TM133		6.7 M	6.66 M	6.29 M	6.37 M	5.95 M	6.29 M
Arsenic	<0.6 mg/kg	TM181		18.8 M	10.9 M	12.7 M	10 M	16.9 M	15.1 M
Cadmium	<0.02 mg/kg	TM181		<0.02 M	0.324 M	1.21 M	0.202 M	0.228 M	<0.02 M
Chromium	<0.9 mg/kg	TM181		18.4 M	11.4 M	13.6 M	13.4 M	12.2 M	15.3 M
Copper	<1.4 mg/kg	TM181		42.6 M	13.9 M	17.7 M	17.1 M	17.1 M	14.9 M
Lead	<0.7 mg/kg	TM181		135 M	16.4 M	19.8 M	15.2 M	15.9 M	13.4 M
Mercury	<0.14 mg/kg	TM181		<0.14 M	<0.14 M	<0.14 M	<0.14 M	<0.14 M	<0.14 M
Nickel	<0.2 mg/kg	TM181		27.2 M	21.9 M	31.9 M	28.7 M	27.1 M	25 M
Selenium	<1 mg/kg	TM181		<1 #	<1 #	<10 #	<1 #	<1 #	<1 #
Vanadium	<0.2 mg/kg	TM181		20.9 #	14.3 #	17.4 #	15.5 #	13.6 #	22.3 #
Zinc	<1.9 mg/kg	TM181		137 M	71.3 M	81.7 M	77.1 M	76.1 M	68.9 M

CERTIFICATE OF ANALYSIS

SDG:	140718-13	**Location:**	Coed Darcy	**Order Number:**	CD0748
Job:	H_ATKINS_LDC-224	**Customer:**	Atkins Global Ltd	**Report Number:**	289703
Client Reference:	Site Wide Trial Pitting	**Attention:**	Jack Lowrie	**Superseded Report:**	280169

Results Legend

#	ISO17025 accredited.
M	*m*CERTS accredited.
aq	Aqueous / settled sample.
diss.filt	Dissolved / filtered sample.
tot.unfilt	Total / unfiltered sample.
*	Subcontracted test.
**	% recovery of the surrogate standard to check the efficiency of the method. The results of individual compounds within samples aren't corrected for the recovery
(F)	Trigger breach confirmed
1-5&+§@	Sample deviation (see appendix)

Component	LOD/Units	Method	Customer Sample Ref.	IP 74	IP 74	IP 86	IP 86	IP 86	IP 91
			Depth (m)	0.50	2.50	0.50	1.50	2.50	0.50
			Sample Type	Soil/Solid	Soil/Solid	Soil/Solid	Soil/Solid	Soil/Solid	Soil/Solid
			Date Sampled	14/07/2014	14/07/2014	15/07/2014	15/07/2014	15/07/2014	15/07/2014
			Sample Time	.	.	.	.	.	.
			Date Received	18/07/2014	18/07/2014	18/07/2014	18/07/2014	18/07/2014	18/07/2014
			SDG Ref	140718-13	140718-13	140718-13	140718-13	140718-13	140718-13
			Lab Sample No.(s)	9639487	9639496	9639758	9639770	9639783	9639937
			AGS Reference						
Moisture Content Ratio (% of as received sample)	%	PM024		8.8	13	9.1	8.2	7.9	15
Soil Organic Matter (SOM)	<0.35 %	TM132							4.07 #
pH	1 pH Units	TM133		6.46 M	5.42 M	7.35 M	6.65 M	6.18 M	6.16 M
Arsenic	<0.6 mg/kg	TM181		10.4 M	6.37 M	24.5 M	15.1 M	10.5 M	25.4 M
Cadmium	<0.02 mg/kg	TM181		<0.02 M	0.779 M	<0.2 M	0.56 M	0.352 M	<0.02 M
Chromium	<0.9 mg/kg	TM181		11.9 M	13.8 M	14.5 M	13.8 M	12.6 M	14.3 M
Copper	<1.4 mg/kg	TM181		20.6 M	15.1 M	27.8 M	16.4 M	<14 M	47.9 M
Lead	<0.7 mg/kg	TM181		14.9 M	13.3 M	22.6 M	67.3 M	19.2 M	48.2 M
Mercury	<0.14 mg/kg	TM181		<0.14 M	<0.14 M	<1.4 M	<0.14 M	<0.14 M	<0.14 M
Nickel	<0.2 mg/kg	TM181		23.8 M	30 M	37.5 M	19.3 M	18.5 M	25.2 M
Selenium	<1 mg/kg	TM181		<1 #	<1 #	<10 #	<10 #	<10 #	<1 #
Vanadium	<0.2 mg/kg	TM181		14.3 #	14.3 #	27.5 #	19.9 #	17.2 #	21.2 #
Zinc	<1.9 mg/kg	TM181		64.8 M	70.8 M	105 M	94.7 M	67.1 M	132 M

CERTIFICATE OF ANALYSIS

SDG:	140718-13	**Location:**	Coed Darcy	**Order Number:**	CD0748
Job:	H_ATKINS_LDC-224	**Customer:**	Atkins Global Ltd	**Report Number:**	289703
Client Reference:	Site Wide Trial Pitting	**Attention:**	Jack Lowrie	**Superseded Report:**	280169

Results Legend

#	ISO17025 accredited.
M	*m*CERTS accredited.
aq	Aqueous / settled sample.
diss.filt	Dissolved / filtered sample.
tot.unfilt	Total / unfiltered sample.
*	Subcontracted test.
**	% recovery of the surrogate standard to check the efficiency of the method. The results of individual compounds within samples aren't corrected for the recovery
(F)	Trigger breach confirmed
1-5&+§@	Sample deviation (see appendix)

Component	LOD/Units	Method	Customer Sample Ref.	IP 91	IP 91	IP 91	IP 100	IP 115	IP 115
			Depth (m)	1.50	2.50	3.50	0.50	0.50	1.00
			Sample Type	Soil/Solid	Soil/Solid	Soil/Solid	Soil/Solid	Soil/Solid	Soil/Solid
			Date Sampled	15/07/2014	15/07/2014	15/07/2014	14/07/2014	15/07/2014	15/07/2014
			Sample Time	.	.	.	.	.	.
			Date Received	18/07/2014	18/07/2014	18/07/2014	18/07/2014	18/07/2014	18/07/2014
			SDG Ref	140718-13	140718-13	140718-13	140718-13	140718-13	140718-13
			Lab Sample No.(s)	9639950	9639977	9639991	9639514	9639709	9639723
			AGS Reference						
Moisture Content Ratio (% of as received sample)	%	PM024		13	8.6	8.3	9.9	18	15
Soil Organic Matter (SOM)	<0.35 %	TM132						6.05 #	
pH	1 pH Units	TM133		5.87 M	5.33 M	6.37 M	5.27 M	6.1 M	6.01 M
Arsenic	<0.6 mg/kg	TM181		14.2 M	11 M	12 M	6.73 M	59.5 M	3.21 M
Cadmium	<0.02 mg/kg	TM181		1.48 M	0.847 M	0.743 M	<0.02 M	0.943 M	<0.02 M
Chromium	<0.9 mg/kg	TM181		15.7 M	12.6 M	12.4 M	9.74 M	13.4 M	15.6 M
Copper	<1.4 mg/kg	TM181		15.6 M	15 M	16.5 M	33.6 M	166 M	3.79 M
Lead	<0.7 mg/kg	TM181		16 M	13.3 M	14.2 M	14.2 M	132 M	10.4 M
Mercury	<0.14 mg/kg	TM181		<0.14 M	<0.14 M	<0.14 M	<0.14 M	<0.14 M	<0.14 M
Nickel	<0.2 mg/kg	TM181		31.9 M	22.5 M	25 M	18.5 M	35.1 M	16.6 M
Selenium	<1 mg/kg	TM181		<1 #	<1 #	<1 #	<1 #	2.66 #	<1 #
Vanadium	<0.2 mg/kg	TM181		21.5 #	15.2 #	15.8 #	14.6 #	18.2 #	11.9 #
Zinc	<1.9 mg/kg	TM181		186 M	69 M	73.5 M	56.2 M	170 M	31.5 M

CERTIFICATE OF ANALYSIS

SDG:	140718-13	**Location:**	Coed Darcy	**Order Number:**	CD0748
Job:	H_ATKINS_LDC-224	**Customer:**	Atkins Global Ltd	**Report Number:**	289703
Client Reference:	Site Wide Trial Pitting	**Attention:**	Jack Lowrie	**Superseded Report:**	280169

Results Legend

#	ISO17025 accredited.
M	*m*CERTS accredited.
aq	Aqueous / settled sample.
diss.filt	Dissolved / filtered sample.
tot.unfilt	Total / unfiltered sample.
*	Subcontracted test.
**	% recovery of the surrogate standard to check the efficiency of the method. The results of individual compounds within samples aren't corrected for the recovery
(F)	Trigger breach confirmed
1-5&+§@	Sample deviation (see appendix)

Component	LOD/Units	Method	Customer Sample Ref.	IP 115	IP 119	IP 119	IP 126	IP 126	IP 126
			Depth (m)	1.50	0.50	1.50	0.50	1.50	2.50
			Sample Type	Soil/Solid	Soil/Solid	Soil/Solid	Soil/Solid	Soil/Solid	Soil/Solid
			Date Sampled	15/07/2014	15/07/2014	15/07/2014	15/07/2014	15/07/2014	15/07/2014
			Sample Time	.	.	.	.	.	.
			Date Received	18/07/2014	18/07/2014	18/07/2014	18/07/2014	18/07/2014	18/07/2014
			SDG Ref	140718-13	140718-13	140718-13	140718-13	140718-13	140718-13
			Lab Sample No.(s)	9639734	9639693	9639701	9639872	9639884	9639898
			AGS Reference						
Moisture Content Ratio (% of as received sample)	%	PM024		15	11	13	9.1	8.8	7.5
Soil Organic Matter (SOM)	<0.35 %	TM132					2.52 #		
pH	1 pH Units	TM133		6.05 M	6.62 M	7.33 M	7.12 M	6.54 M	6.79 M
Arsenic	<0.6 mg/kg	TM181		13.6 M	22.5 M	13.7 M	13.4 M	15.7 M	11.4 M
Cadmium	<0.02 mg/kg	TM181		0.519 M	0.291 M	0.648 M	0.425 M	0.949 M	0.0322 M
Chromium	<0.9 mg/kg	TM181		17.3 M	16 M	20.6 M	14 M	14.3 M	13.2 M
Copper	<1.4 mg/kg	TM181		34.3 M	44.6 M	22.3 M	26.5 M	32.6 M	14.2 M
Lead	<0.7 mg/kg	TM181		28.8 M	32.8 M	19.3 M	25.4 M	16.6 M	14.1 M
Mercury	<0.14 mg/kg	TM181		<0.14 M	<0.14 M	<0.14 M	<0.14 M	<0.14 M	<0.14 M
Nickel	<0.2 mg/kg	TM181		37.2 M	25.8 M	27.5 M	26.4 M	27.8 M	21.4 M
Selenium	<1 mg/kg	TM181		<1 #	<1 #	<1 #	<1 #	<1 #	<1 #
Vanadium	<0.2 mg/kg	TM181		17.7 #	21.2 #	25.8 #	16.3 #	17.7 #	16.6 #
Zinc	<1.9 mg/kg	TM181		100 M	131 M	79.2 M	137 M	132 M	66 M

CERTIFICATE OF ANALYSIS

SDG:	140718-13	**Location:**	Coed Darcy	**Order Number:**	CD0748
Job:	H_ATKINS_LDC-224	**Customer:**	Atkins Global Ltd	**Report Number:**	289703
Client Reference:	Site Wide Trial Pitting	**Attention:**	Jack Lowrie	**Superseded Report:**	280169

Results Legend

#	ISO17025 accredited.
M	*m*CERTS accredited.
aq	Aqueous / settled sample.
diss.filt	Dissolved / filtered sample.
tot.unfilt	Total / unfiltered sample.
*	Subcontracted test.
**	% recovery of the surrogate standard to check the efficiency of the method. The results of individual compounds within samples aren't corrected for the recovery
(F)	Trigger breach confirmed
1-5&+§@	Sample deviation (see appendix)

Component	LOD/Units	Method	Customer Sample Ref.	IP 126	IP 126	IP 157	IP 157	IP 157	IP 160
			Depth (m)	3.50	4.50	0.50	1.50	2.50	0.50
			Sample Type	Soil/Solid	Soil/Solid	Soil/Solid	Soil/Solid	Soil/Solid	Soil/Solid
			Date Sampled	15/07/2014	15/07/2014	15/07/2014	15/07/2014	15/07/2014	15/07/2014
			Sample Time	.	.	.	.	.	.
			Date Received	18/07/2014	18/07/2014	18/07/2014	18/07/2014	18/07/2014	18/07/2014
			SDG Ref	140718-13	140718-13	140718-13	140718-13	140718-13	140718-13
			Lab Sample No.(s)	9639912	9639923	9640001	9640014	9640029	9640042
			AGS Reference						
Moisture Content Ratio (% of as received sample)	%	PM024		7.6	6.4	9.7	8.3	9.1	8.8
pH	1 pH Units	TM133		5.36 M	5.44 M	6.85 M	7.45 M	6.5 M	6.78 M
Arsenic	<0.6 mg/kg	TM181		12.2 M	10.5 M	26.5 M	18.9 M	23.6 M	12.7 M
Cadmium	<0.02 mg/kg	TM181		<0.02 M	0.254 M	<0.02 M	0.461 M	0.536 M	<0.02 M
Chromium	<0.9 mg/kg	TM181		12.4 M	13.2 M	14.2 M	13.5 M	13.6 M	14.1 M
Copper	<1.4 mg/kg	TM181		13.1 M	10.8 M	67.1 M	23 M	31.5 M	26.6 M
Lead	<0.7 mg/kg	TM181		14.4 M	12.1 M	28 M	17.7 M	23.1 M	17.6 M
Mercury	<0.14 mg/kg	TM181		<0.14 M	<0.14 M	<0.14 M	<0.14 M	<0.14 M	<0.14 M
Nickel	<0.2 mg/kg	TM181		25.9 M	26.1 M	25.3 M	23.5 M	24.7 M	24.5 M
Selenium	<1 mg/kg	TM181		<1 #	<1 #	<1 #	<1 #	<1 #	<1 #
Vanadium	<0.2 mg/kg	TM181		15.2 #	19.8 #	18.5 #	16.1 #	19.7 #	17.4 #
Zinc	<1.9 mg/kg	TM181		71.8 M	72.1 M	118 M	81 M	88.8 M	83.2 M

CERTIFICATE OF ANALYSIS

SDG:	140718-13	**Location:**	Coed Darcy	**Order Number:**	CD0748
Job:	H_ATKINS_LDC-224	**Customer:**	Atkins Global Ltd	**Report Number:**	289703
Client Reference:	Site Wide Trial Pitting	**Attention:**	Jack Lowrie	**Superseded Report:**	280169

Results Legend

#	ISO17025 accredited.
M	*m*CERTS accredited.
aq	Aqueous / settled sample.
diss.filt	Dissolved / filtered sample.
tot.unfilt	Total / unfiltered sample.
*	Subcontracted test.
**	% recovery of the surrogate standard to check the efficiency of the method. The results of individual compounds within samples aren't corrected for the recovery
(F)	Trigger breach confirmed
1-5&+§@	Sample deviation (see appendix)

Component	LOD/Units	Method	Customer Sample Ref.	IP 160	IP 160	IP 160	IP 160	IP 171	IP 171
			Depth (m)	1.50	2.50	3.50	4.50	0.50	1.50
			Sample Type	Soil/Solid	Soil/Solid	Soil/Solid	Soil/Solid	Soil/Solid	Soil/Solid
			Date Sampled	15/07/2014	15/07/2014	15/07/2014	15/07/2014	15/07/2014	15/07/2014
			Sample Time	.	.	.	.	.	.
			Date Received	18/07/2014	18/07/2014	18/07/2014	18/07/2014	18/07/2014	18/07/2014
			SDG Ref	140718-13	140718-13	140718-13	140718-13	140718-13	140718-13
			Lab Sample No.(s)	9640054	9640067	9640084	9640095	9639567	9639587
			AGS Reference						
Moisture Content Ratio (% of as received sample)	%	PM024		12	17	10	11	12	10
Soil Organic Matter (SOM)	<0.35 %	TM132		1.84 #					
pH	1 pH Units	TM133		7.13 M	6.5 M	6.7 M	6.31 M	5.31 M	4.89 M
Arsenic	<0.6 mg/kg	TM181		15.9 M	17.6 M	11.3 M	12.6 M	12.2 M	9.66 M
Cadmium	<0.02 mg/kg	TM181		<0.02 M	<0.02 M	<0.02 M	<0.02 M	0.376 M	<0.02 M
Chromium	<0.9 mg/kg	TM181		15.1 M	20.7 M	15.6 M	12.9 M	18.7 M	14.4 M
Copper	<1.4 mg/kg	TM181		33.1 M	68.6 M	30.4 M	23 M	14.4 M	20.6 M
Lead	<0.7 mg/kg	TM181		18.8 M	21.2 M	16.7 M	15.5 M	18.6 M	18.4 M
Mercury	<0.14 mg/kg	TM181		<0.14 M	<0.14 M	<0.14 M	<0.14 M	<0.14 M	<0.14 M
Nickel	<0.2 mg/kg	TM181		21.7 M	22.9 M	23.8 M	23.4 M	21.2 M	24.9 M
Selenium	<1 mg/kg	TM181		<1 #	<1 #	<1 #	<1 #	<1 #	<1 #
Vanadium	<0.2 mg/kg	TM181		20.5 #	25.8 #	20.3 #	17.4 #	19.4 #	18.8 #
Zinc	<1.9 mg/kg	TM181		92.3 M	70.6 M	84.9 M	73 M	328 M	77.5 M

CERTIFICATE OF ANALYSIS

SDG:	140718-13	**Location:**	Coed Darcy	**Order Number:**	CD0748
Job:	H_ATKINS_LDC-224	**Customer:**	Atkins Global Ltd	**Report Number:**	289703
Client Reference:	Site Wide Trial Pitting	**Attention:**	Jack Lowrie	**Superseded Report:**	280169

Results Legend

#	ISO17025 accredited.
M	*m*CERTS accredited.
aq	Aqueous / settled sample.
diss.filt	Dissolved / filtered sample.
tot.unfilt	Total / unfiltered sample.
*	Subcontracted test.
**	% recovery of the surrogate standard to check the efficiency of the method. The results of individual compounds within samples aren't corrected for the recovery
(F)	Trigger breach confirmed
1-5&+§@	Sample deviation (see appendix)

Component	LOD/Units	Method	Customer Sample Ref.	IP 202	IP 202	IP 202	IP 202	IP 233	IP 233
			Depth (m)	0.50	1.50	2.50	3.50	0.50	1.50
			Sample Type	Soil/Solid	Soil/Solid	Soil/Solid	Soil/Solid	Soil/Solid	Soil/Solid
			Date Sampled	15/07/2014	15/07/2014	15/07/2014	15/07/2014	15/07/2014	15/07/2014
			Sample Time	.	.	.	.	.	.
			Date Received	18/07/2014	18/07/2014	18/07/2014	18/07/2014	18/07/2014	18/07/2014
			SDG Ref	140718-13	140718-13	140718-13	140718-13	140718-13	140718-13
			Lab Sample No.(s)	9639527	9639538	9639547	9639556	9639650	9639659
			AGS Reference						
Moisture Content Ratio (% of as received sample)	%	PM024		11	12	14	14	9.4	8.8
Soil Organic Matter (SOM)	<0.35 %	TM132		1.02 #				1.36 #	
pH	1 pH Units	TM133		5.66 M	5.13 M	6.5 M	5.85 M	6.43 M	6.66 M
Arsenic	<0.6 mg/kg	TM181		18.6 M	24.6 M	11.6 M	14.3 M	20.4 M	9.41 M
Cadmium	<0.02 mg/kg	TM181		1.08 M	<0.02 M	0.85 M	0.794 M	1.28 M	0.648 M
Chromium	<0.9 mg/kg	TM181		14.8 M	14.2 M	15.8 M	13 M	16.1 M	13.8 M
Copper	<1.4 mg/kg	TM181		29.1 M	33.5 M	29.1 M	30.8 M	48.1 M	16.8 M
Lead	<0.7 mg/kg	TM181		19.2 M	20.3 M	20.6 M	21.3 M	26.3 M	13.9 M
Mercury	<0.14 mg/kg	TM181		<0.14 M	<0.14 M	<0.14 M	<0.14 M	<0.14 M	<0.14 M
Nickel	<0.2 mg/kg	TM181		23.4 M	25.1 M	20.9 M	20.3 M	28 M	24.3 M
Selenium	<1 mg/kg	TM181		<1 #	<1 #	1.22 #	<1 #	<1 #	<1 #
Vanadium	<0.2 mg/kg	TM181		19.8 #	19.4 #	19.2 #	17.5 #	16.4 #	15.2 #
Zinc	<1.9 mg/kg	TM181		108 M	90.1 M	81.1 M	66.8 M	122 M	62.8 M

CERTIFICATE OF ANALYSIS

SDG:	140718-13	**Location:**	Coed Darcy	**Order Number:**	CD0748
Job:	H_ATKINS_LDC-224	**Customer:**	Atkins Global Ltd	**Report Number:**	289703
Client Reference:	Site Wide Trial Pitting	**Attention:**	Jack Lowrie	**Superseded Report:**	280169

Results Legend

#	ISO17025 accredited.
M	*m*CERTS accredited.
aq	Aqueous / settled sample.
diss.filt	Dissolved / filtered sample.
tot.unfilt	Total / unfiltered sample.
*	Subcontracted test.
**	% recovery of the surrogate standard to check the efficiency of the method. The results of individual compounds within samples aren't corrected for the recovery
(F)	Trigger breach confirmed
1-5&+§@	Sample deviation (see appendix)

Component	LOD/Units	Method	Customer Sample Ref.	IP 248	IP 248	IP 248	IP 249	IP 249	IP 249
			Depth (m)	0.50	1.50	2.50	0.50	1.50	2.50
			Sample Type	Soil/Solid	Soil/Solid	Soil/Solid	Soil/Solid	Soil/Solid	Soil/Solid
			Date Sampled	15/07/2014	15/07/2014	15/07/2014	15/07/2014	15/07/2014	15/07/2014
			Sample Time	.	.	.	.	.	.
			Date Received	18/07/2014	18/07/2014	18/07/2014	18/07/2014	18/07/2014	18/07/2014
			SDG Ref	140718-13	140718-13	140718-13	140718-13	140718-13	140718-13
			Lab Sample No.(s)	9639626	9639633	9639642	9639597	9639606	9639615
			AGS Reference						
Moisture Content Ratio (% of as received sample)	%	PM024		12	15	12	15	11	12
Soil Organic Matter (SOM)	<0.35 %	TM132					2.4 #		
pH	1 pH Units	TM133		6.46 M	6.24 M	6.53 M	6.78 M	6.88 M	5.63 M
Arsenic	<0.6 mg/kg	TM181		526 M	22.7 M	15.2 M	18.3 M	14.7 M	14.5 M
Cadmium	<0.02 mg/kg	TM181		0.47 M	1.35 M	0.896 M	0.951 M	0.8 M	0.788 M
Chromium	<0.9 mg/kg	TM181		14.3 M	15.5 M	15.8 M	13.8 M	14.3 M	17.3 M
Copper	<1.4 mg/kg	TM181		12500 M	42.4 M	23.8 M	26.2 M	27.6 M	28.6 M
Lead	<0.7 mg/kg	TM181		3350 M	28.8 M	20.7 M	22.8 M	20.2 M	20.8 M
Mercury	<0.14 mg/kg	TM181		0.26 M	<0.14 M	<0.14 M	<0.14 M	<0.14 M	<0.14 M
Nickel	<0.2 mg/kg	TM181		79.7 M	23.6 M	28.9 M	16.9 M	22 M	26.4 M
Selenium	<1 mg/kg	TM181		<1 #	<1 #	<1 #	<1 #	<1 #	<1 #
Vanadium	<0.2 mg/kg	TM181		32.3 #	21.7 #	20.5 #	19.6 #	16.8 #	25 #
Zinc	<1.9 mg/kg	TM181		80.5 M	116 M	76.3 M	88.1 M	78.2 M	60.6 M

CERTIFICATE OF ANALYSIS

SDG:	140718-13	**Location:**	Coed Darcy	**Order Number:**	CD0748
Job:	H_ATKINS_LDC-224	**Customer:**	Atkins Global Ltd	**Report Number:**	289703
Client Reference:	Site Wide Trial Pitting	**Attention:**	Jack Lowrie	**Superseded Report:**	280169

Results Legend

#	ISO17025 accredited.
M	*m*CERTS accredited.
aq	Aqueous / settled sample.
diss.filt	Dissolved / filtered sample.
tot.unfilt	Total / unfiltered sample.
*	Subcontracted test.
**	% recovery of the surrogate standard to check the efficiency of the method. The results of individual compounds within samples aren't corrected for the recovery
(F)	Trigger breach confirmed
1-5&+§@	Sample deviation (see appendix)

Component	LOD/Units	Method	Customer Sample Ref.	IP 250	IP 250	IP 278	IP 278	IP 465	IP 465
			Depth (m)	0.50	1.50	0.50	1.50	0.50	1.50
			Sample Type	Soil/Solid	Soil/Solid	Soil/Solid	Soil/Solid	Soil/Solid	Soil/Solid
			Date Sampled	15/07/2014	15/07/2014	15/07/2014	15/07/2014	15/07/2014	15/07/2014
			Sample Time	.	.	.	.	.	.
			Date Received	18/07/2014	18/07/2014	18/07/2014	18/07/2014	18/07/2014	18/07/2014
			SDG Ref	140718-13	140718-13	140718-13	140718-13	140718-13	140718-13
			Lab Sample No.(s)	9639667	9639685	9640119	9640133	9640325	9640382
			AGS Reference						
Moisture Content Ratio (% of as received sample)	%	PM024		6.5	10	16	15	8.7	7.6
Soil Organic Matter (SOM)	<0.35 %	TM132						1.39 #	
pH	1 pH Units	TM133		6.78 M	7.21 M	6.66 M	6.42 M	11 M	6.53 M
Arsenic	<0.6 mg/kg	TM181		15.8 M	20.1 M	63.4 M	34.7 M	12.7 M	7.37 M
Cadmium	<0.02 mg/kg	TM181		<0.02 M	0.98 M	<0.2 M	1.44 M	<0.02 M	0.635 M
Chromium	<0.9 mg/kg	TM181		15.5 M	15.9 M	174 M	16.2 M	15.1 M	12.4 M
Copper	<1.4 mg/kg	TM181		25.3 M	37 M	626 M	73.9 M	30.4 M	13.3 M
Lead	<0.7 mg/kg	TM181		21.1 M	32 M	20.1 M	65.8 M	24.8 M	13.5 M
Mercury	<0.14 mg/kg	TM181		<0.14 M	<0.14 M	<0.14 M	<0.14 M	<0.14 M	<0.14 M
Nickel	<0.2 mg/kg	TM181		31.7 M	29.3 M	258 M	26.5 M	28.2 M	31.5 M
Selenium	<1 mg/kg	TM181		<1 #	<1 #	<10 #	<1 #	<1 #	<1 #
Vanadium	<0.2 mg/kg	TM181		19.4 #	19.1 #	11.8 #	21.6 #	17.3 #	14.3 #
Zinc	<1.9 mg/kg	TM181		81.6 M	98.3 M	105 M	159 M	90.5 M	62.3 M

CERTIFICATE OF ANALYSIS

SDG:	140718-13	**Location:**	Coed Darcy	**Order Number:**	CD0748
Job:	H_ATKINS_LDC-224	**Customer:**	Atkins Global Ltd	**Report Number:**	289703
Client Reference:	Site Wide Trial Pitting	**Attention:**	Jack Lowrie	**Superseded Report:**	280169

Results Legend

#	ISO17025 accredited.
M	*m*CERTS accredited.
aq	Aqueous / settled sample.
diss.filt	Dissolved / filtered sample.
tot.unfilt	Total / unfiltered sample.
*	Subcontracted test.
**	% recovery of the surrogate standard to check the efficiency of the method. The results of individual compounds within samples aren't corrected for the recovery
(F)	Trigger breach confirmed
1-5&+§@	Sample deviation (see appendix)

Component	LOD/Units	Method	Customer Sample Ref.	IP 474	IP 474	IP 480	IP 480	IP 493	IP 493
			Depth (m)	0.50	2.50	1.00	2.00	0.50	1.50
			Sample Type	Soil/Solid	Soil/Solid	Soil/Solid	Soil/Solid	Soil/Solid	Soil/Solid
			Date Sampled	15/07/2014	15/07/2014	15/07/2014	15/07/2014	15/07/2014	15/07/2014
			Sample Time	.	.	.	.	.	.
			Date Received	18/07/2014	18/07/2014	18/07/2014	18/07/2014	18/07/2014	18/07/2014
			SDG Ref	140718-13	140718-13	140718-13	140718-13	140718-13	140718-13
			Lab Sample No.(s)	9639964	9640107	9640219	9640276	9640204	9640211
			AGS Reference						
Moisture Content Ratio (% of as received sample)	%	PM024		8.6	6.4	10	7.7	13	16
Soil Organic Matter (SOM)	<0.35 %	TM132						3.74 #	
pH	1 pH Units	TM133		7.3 M	7.02 M	7.3 M	7.13 M	7.99 M	6.65 M
Arsenic	<0.6 mg/kg	TM181		10.3 M	7.22 M	23.6 M	7.63 M	23 M	51.9 M
Cadmium	<0.02 mg/kg	TM181		<0.02 M	0.444 M	<0.02 M	0.493 M	0.133 M	1.06 M
Chromium	<0.9 mg/kg	TM181		14.2 M	17.4 M	15.1 M	16.1 M	115 M	13.4 M
Copper	<1.4 mg/kg	TM181		18.8 M	12.1 M	59 M	18.2 M	68.8 M	55.3 M
Lead	<0.7 mg/kg	TM181		20.4 M	9.79 M	66.3 M	14.7 M	178 M	33.5 M
Mercury	<0.14 mg/kg	TM181		<0.14 M	<0.14 M	<0.14 M	<0.14 M	<0.14 M	<0.14 M
Nickel	<0.2 mg/kg	TM181		29.9 M	35.8 M	28.2 M	31.3 M	24.1 M	11.6 M
Selenium	<1 mg/kg	TM181		<1 #	<1 #	<1 #	<1 #	4.99 #	1.35 #
Vanadium	<0.2 mg/kg	TM181		16.1 #	15 #	18.3 #	16 #	564 #	22.4 #
Zinc	<1.9 mg/kg	TM181		87.8 M	63.3 M	151 M	70.3 M	306 M	115 M

CERTIFICATE OF ANALYSIS

SDG:	140718-13	**Location:**	Coed Darcy	**Order Number:**	CD0748
Job:	H_ATKINS_LDC-224	**Customer:**	Atkins Global Ltd	**Report Number:**	289703
Client Reference:	Site Wide Trial Pitting	**Attention:**	Jack Lowrie	**Superseded Report:**	280169

Results Legend

#	ISO17025 accredited.
M	*m*CERTS accredited.
aq	Aqueous / settled sample.
diss.filt	Dissolved / filtered sample.
tot.unfilt	Total / unfiltered sample.
*	Subcontracted test.
**	% recovery of the surrogate standard to check the efficiency of the method. The results of individual compounds within samples aren't corrected for the recovery
(F)	Trigger breach confirmed
1-5&+§@	Sample deviation (see appendix)

Component	LOD/Units	Method	Customer Sample Ref.	IP 493	IP 493	IP 494	IP 494	IP 501	IP 501
			Depth (m)	2.00	3.00	1.00	2.50	0.50	1.50
			Sample Type	Soil/Solid	Soil/Solid	Soil/Solid	Soil/Solid	Soil/Solid	Soil/Solid
			Date Sampled	15/07/2014	15/07/2014	15/07/2014	15/07/2014	15/07/2014	15/07/2014
			Sample Time	.	.	.	.	.	.
			Date Received	18/07/2014	18/07/2014	18/07/2014	18/07/2014	18/07/2014	18/07/2014
			SDG Ref	140718-13	140718-13	140718-13	140718-13	140718-13	140718-13
			Lab Sample No.(s)	9640225	9640229	9639363	9639823	9640146	9640159
			AGS Reference						
Moisture Content Ratio (% of as received sample)	%	PM024		9.4	10	13	15	14	15
Soil Organic Matter (SOM)	<0.35 %	TM132				3.05 #		5.05 #	
pH	1 pH Units	TM133		6.53 M	5.84 #	8.03 M	6.19 M	8.05 M	8 M
Arsenic	<0.6 mg/kg	TM181		7.23 M	6.27 #	55.7 M	15.5 M	41.6 M	111 M
Cadmium	<0.02 mg/kg	TM181		0.386 M	0.426 #	0.0263 M	0.964 M	0.778 M	0.922 M
Chromium	<0.9 mg/kg	TM181		11.5 M	13.7 #	17.3 M	15.9 M	28.4 M	272 M
Copper	<1.4 mg/kg	TM181		13.1 M	14 #	212 M	28.2 M	125 M	393 M
Lead	<0.7 mg/kg	TM181		11.3 M	12.4 #	47.5 M	21.8 M	434 M	762 M
Mercury	<0.14 mg/kg	TM181		<0.14 M	<0.14 #	<0.14 M	<0.14 M	<0.14 M	<1.4 M
Nickel	<0.2 mg/kg	TM181		21.8 M	28.1 #	22.7 M	29.6 M	28.8 M	45.6 M
Selenium	<1 mg/kg	TM181		<1 #	<1 #	<1 #	<1 #	<1 #	<10 #
Vanadium	<0.2 mg/kg	TM181		12.5 #	13.5 #	25 #	18.8 #	21.8 #	382 #
Zinc	<1.9 mg/kg	TM181		62.6 M	68.7 #	405 M	116 M	834 M	2110 M

CERTIFICATE OF ANALYSIS

SDG:	140718-13	**Location:**	Coed Darcy	**Order Number:**	CD0748
Job:	H_ATKINS_LDC-224	**Customer:**	Atkins Global Ltd	**Report Number:**	289703
Client Reference:	Site Wide Trial Pitting	**Attention:**	Jack Lowrie	**Superseded Report:**	280169

Results Legend

#	ISO17025 accredited.
M	*m*CERTS accredited.
aq	Aqueous / settled sample.
diss.filt	Dissolved / filtered sample.
tot.unfilt	Total / unfiltered sample.
*	Subcontracted test.
**	% recovery of the surrogate standard to check the efficiency of the method. The results of individual compounds within samples aren't corrected for the recovery
(F)	Trigger breach confirmed
1-5&+§@	Sample deviation (see appendix)

Component	LOD/Units	Method	Customer Sample Ref.	IP 501	IP 503	IP 503	IP 503	IP 522	IP 522
			Depth (m)	3.50	0.50	1.50	3.50	0.50	1.50
			Sample Type	Soil/Solid	Soil/Solid	Soil/Solid	Soil/Solid	Soil/Solid	Soil/Solid
			Date Sampled	15/07/2014	15/07/2014	15/07/2014	15/07/2014	15/07/2014	15/07/2014
			Sample Time	.	.	.	.	.	.
			Date Received	18/07/2014	18/07/2014	18/07/2014	18/07/2014	18/07/2014	18/07/2014
			SDG Ref	140718-13	140718-13	140718-13	140718-13	140718-13	140718-13
			Lab Sample No.(s)	9640170	9640441	9639376	9639467	9639576	9639675
			AGS Reference						
Moisture Content Ratio (% of as received sample)	%	PM024		16	10	12	11	15	17
Soil Organic Matter (SOM)	<0.35 %	TM132							1.79 #
pH	1 pH Units	TM133		6.59 M	6.76 M	6.07 M	6.35 M	6.7 M	6.33 M
Arsenic	<0.6 mg/kg	TM181		5.11 M	25.3 M	10.3 M	9.68 M	52.6 M	16.8 M
Cadmium	<0.02 mg/kg	TM181		0.0905 M	5.03 M	<0.02 M	<0.02 M	3.5 M	0.348 M
Chromium	<0.9 mg/kg	TM181		17.4 M	14.3 M	14.2 M	14.1 M	17.2 M	14.4 M
Copper	<1.4 mg/kg	TM181		1.71 M	62.4 M	13.3 M	13.8 M	496 M	34.7 M
Lead	<0.7 mg/kg	TM181		8.36 M	181 M	15.1 M	14.1 M	301 M	46.6 M
Mercury	<0.14 mg/kg	TM181		<0.14 M	<0.14 M	<0.14 M	<0.14 M	<0.14 M	<0.14 M
Nickel	<0.2 mg/kg	TM181		8.41 M	26.7 M	25.8 M	31.2 M	33.5 M	16.1 M
Selenium	<1 mg/kg	TM181		<1 #	<1 #	<1 #	<1 #	<1 #	<1 #
Vanadium	<0.2 mg/kg	TM181		13 #	19 #	17.2 #	15.2 #	21.8 #	17.9 #
Zinc	<1.9 mg/kg	TM181		24.1 M	1690 M	66.4 M	73.3 M	1390 M	262 M

CERTIFICATE OF ANALYSIS

SDG:	140718-13	**Location:**	Coed Darcy	**Order Number:**	CD0748
Job:	H_ATKINS_LDC-224	**Customer:**	Atkins Global Ltd	**Report Number:**	289703
Client Reference:	Site Wide Trial Pitting	**Attention:**	Jack Lowrie	**Superseded Report:**	280169

Results Legend

#	ISO17025 accredited.
M	*m*CERTS accredited.
aq	Aqueous / settled sample.
diss.filt	Dissolved / filtered sample.
tot.unfilt	Total / unfiltered sample.
*	Subcontracted test.
**	% recovery of the surrogate standard to check the efficiency of the method. The results of individual compounds within samples aren't corrected for the recovery
(F)	Trigger breach confirmed
1-5&+§@	Sample deviation (see appendix)

Component	LOD/Units	Method	Customer Sample Ref.	IP 522	IP 525	IP 525	IP 525	IP 551	IP 551
			Depth (m)	3.00	2.00	3.00	4.00	0.20	1.00
			Sample Type	Soil/Solid	Soil/Solid	Soil/Solid	Soil/Solid	Soil/Solid	Soil/Solid
			Date Sampled	15/07/2014	15/07/2014	15/07/2014	15/07/2014	15/07/2014	15/07/2014
			Sample Time	.	.	.	.	.	.
			Date Received	18/07/2014	18/07/2014	18/07/2014	18/07/2014	18/07/2014	18/07/2014
			SDG Ref	140718-13	140718-13	140718-13	140718-13	140718-13	140718-13
			Lab Sample No.(s)	9639749	9640178	9640188	9640196	9640233	9640237
			AGS Reference						
Moisture Content Ratio (% of as received sample)	%	PM024		10	6.3	18	7.6	18	15
Soil Organic Matter (SOM)	<0.35 %	TM132						9.09 #	
pH	1 pH Units	TM133		6.26 M	8.37 M	5.64 M	7.01 #	8.29 M	6.34 M
Arsenic	<0.6 mg/kg	TM181		10.4 M	166 M	4.48 M	5.53 #	140 M	11.4 M
Cadmium	<0.02 mg/kg	TM181		0.74 M	0.91 M	0.141 M	0.554 #	1.92 M	0.702 M
Chromium	<0.9 mg/kg	TM181		15.4 M	27.4 M	15.2 M	12.4 #	28.2 M	14 M
Copper	<1.4 mg/kg	TM181		14 M	1760 M	6.13 M	10.5 #	601 M	13 M
Lead	<0.7 mg/kg	TM181		13.8 M	523 M	13.8 M	11.5 #	271 M	25.8 M
Mercury	<0.14 mg/kg	TM181		<0.14 M	<0.14 M	<0.14 M	<0.14 #	<0.14 M	<0.14 M
Nickel	<0.2 mg/kg	TM181		31.5 M	84.2 M	13.6 M	22.5 #	59.6 M	16.2 M
Selenium	<1 mg/kg	TM181		<1 #	<10 #	<1 #	<1 #	<1 #	<1 #
Vanadium	<0.2 mg/kg	TM181		14.4 #	29.8 #	20.9 #	12.9 #	35.3 #	15.5 #
Zinc	<1.9 mg/kg	TM181		91.8 M	2550 M	29.2 M	60.7 #	717 M	61.6 M

CERTIFICATE OF ANALYSIS

SDG:	140718-13	**Location:**	Coed Darcy	**Order Number:**	CD0748
Job:	H_ATKINS_LDC-224	**Customer:**	Atkins Global Ltd	**Report Number:**	289703
Client Reference:	Site Wide Trial Pitting	**Attention:**	Jack Lowrie	**Superseded Report:**	280169

Results Legend

#	ISO17025 accredited.
M	*m*CERTS accredited.
aq	Aqueous / settled sample.
diss.filt	Dissolved / filtered sample.
tot.unfilt	Total / unfiltered sample.
*	Subcontracted test.
**	% recovery of the surrogate standard to check the efficiency of the method. The results of individual compounds within samples aren't corrected for the recovery
(F)	Trigger breach confirmed
1-5&+§@	Sample deviation (see appendix)

Component	LOD/Units	Method	Customer Sample Ref.	IP 551	IP 764	IP 764	IP 764	IP 764	IP 764
			Depth (m)	3.00	1.00	1.45	2.00	3.00	4.00
			Sample Type	Soil/Solid	Soil/Solid	Soil/Solid	Soil/Solid	Soil/Solid	Soil/Solid
			Date Sampled	15/07/2014	15/07/2014	15/07/2014	15/07/2014	15/07/2014	15/07/2014
			Sample Time	.	.	.	.	.	.
			Date Received	18/07/2014	18/07/2014	18/07/2014	18/07/2014	18/07/2014	18/07/2014
			SDG Ref	140718-13	140718-13	140718-13	140718-13	140718-13	140718-13
			Lab Sample No.(s)	9640244	9640292	9640297	9640301	9640305	9640309
			AGS Reference						
Moisture Content Ratio (% of as received sample)	%	PM024		7.8	15	58	47	14	17
Soil Organic Matter (SOM)	<0.35 %	TM132			7.57 #				
pH	1 pH Units	TM133		5.81 #	8.05 M	6.28 M	6.94 M	6.96 M	8.42 M
Arsenic	<0.6 mg/kg	TM181		7.41 #	53.2 M	455 M	11.5 M	2.14 M	5.29 M
Cadmium	<0.02 mg/kg	TM181		0.494 #	0.588 M	8.54 M	0.319 M	<0.02 M	<0.02 M
Chromium	<0.9 mg/kg	TM181		11.9 #	18.3 M	13.7 M	15.6 M	13.6 M	9.07 M
Copper	<1.4 mg/kg	TM181		9.68 #	378 M	710 M	18.2 M	11.2 M	13.5 M
Lead	<0.7 mg/kg	TM181		12.5 #	143 M	560 M	21.9 M	11.3 M	10.1 M
Mercury	<0.14 mg/kg	TM181		<0.14 #	0.188 M	0.339 M	<0.14 M	<0.14 M	<0.14 M
Nickel	<0.2 mg/kg	TM181		28.7 #	28.4 M	73.3 M	24.3 M	14.4 M	20.5 M
Selenium	<1 mg/kg	TM181		<1 #	<1 #	<1 #	1.16 #	<1 #	<1 #
Vanadium	<0.2 mg/kg	TM181		13 #	20.4 #	24.8 #	19.4 #	16.8 #	11.4 #
Zinc	<1.9 mg/kg	TM181		66.8 #	302 M	772 M	197 M	33.9 M	51.7 M

CERTIFICATE OF ANALYSIS

SDG:	140718-13	**Location:**	Coed Darcy	**Order Number:**	CD0748
Job:	H_ATKINS_LDC-224	**Customer:**	Atkins Global Ltd	**Report Number:**	289703
Client Reference:	Site Wide Trial Pitting	**Attention:**	Jack Lowrie	**Superseded Report:**	280169

Results Legend

#	ISO17025 accredited.
M	*m*CERTS accredited.
aq	Aqueous / settled sample.
diss.filt	Dissolved / filtered sample.
tot.unfilt	Total / unfiltered sample.
*	Subcontracted test.
**	% recovery of the surrogate standard to check the efficiency of the method. The results of individual compounds within samples aren't corrected for the recovery
(F)	Trigger breach confirmed
1-5&+§@	Sample deviation (see appendix)

Component	LOD/Units	Method	Customer Sample Ref.	IP 765	IP 765	IP 765	IP 768	IP 768	IP 768
			Depth (m)	0.50	1.50	2.50	0.50	1.50	2.50
			Sample Type	Soil/Solid	Soil/Solid	Soil/Solid	Soil/Solid	Soil/Solid	Soil/Solid
			Date Sampled	15/07/2014	15/07/2014	15/07/2014	15/07/2014	15/07/2014	15/07/2014
			Sample Time	.	.	.	.	.	.
			Date Received	18/07/2014	18/07/2014	18/07/2014	18/07/2014	18/07/2014	18/07/2014
			SDG Ref	140718-13	140718-13	140718-13	140718-13	140718-13	140718-13
			Lab Sample No.(s)	9640270	9640280	9640287	9640248	9640254	9640259
			AGS Reference						
Moisture Content Ratio (% of as received sample)	%	PM024		9.8	74	18	5.7	15	79
Soil Organic Matter (SOM)	<0.35 %	TM132					2.17 #		
pH	1 pH Units	TM133		8.64 M	6.71 M	7.32 M	7.98 M	6.94 M	6.21 M
Arsenic	<0.6 mg/kg	TM181		70 M	2.02 M	3.96 M	16 M	24.9 M	5.43 M
Cadmium	<0.02 mg/kg	TM181		0.566 M	0.558 M	0.224 M	<0.2 M	1.13 M	0.105 M
Chromium	<0.9 mg/kg	TM181		16.2 M	6.8 M	12.2 M	18.5 M	14.6 M	2 M
Copper	<1.4 mg/kg	TM181		290 M	9.27 M	20.8 M	18.4 M	49.4 M	8.86 M
Lead	<0.7 mg/kg	TM181		102 M	8.28 M	12.6 M	51.5 M	42.5 M	3.04 M
Mercury	<0.14 mg/kg	TM181		<0.14 M	<0.14 M	<0.14 M	<0.14 M	<0.14 M	<0.14 M
Nickel	<0.2 mg/kg	TM181		24.4 M	10.7 M	36.6 M	45.9 M	23.7 M	9.38 M
Selenium	<1 mg/kg	TM181		<1 #	<1 #	<1 #	<10 #	<1 #	1.56 #
Vanadium	<0.2 mg/kg	TM181		21.7 #	10.8 #	15.3 #	14.3 #	18.8 #	3.25 #
Zinc	<1.9 mg/kg	TM181		340 M	6.68 M	44.7 M	88 M	128 M	3.75 M

CERTIFICATE OF ANALYSIS

SDG:	140718-13	**Location:**	Coed Darcy	**Order Number:**	CD0748
Job:	H_ATKINS_LDC-224	**Customer:**	Atkins Global Ltd	**Report Number:**	289703
Client Reference:	Site Wide Trial Pitting	**Attention:**	Jack Lowrie	**Superseded Report:**	280169

Results Legend

#	ISO17025 accredited.
M	*m*CERTS accredited.
aq	Aqueous / settled sample.
diss.filt	Dissolved / filtered sample.
tot.unfilt	Total / unfiltered sample.
*	Subcontracted test.
**	% recovery of the surrogate standard to check the efficiency of the method. The results of individual compounds within samples aren't corrected for the recovery
(F)	Trigger breach confirmed
1-5&+§@	Sample deviation (see appendix)

Component	LOD/Units	Method	Customer Sample Ref.	IP 768	IP 769	IP 769	IP 769	IP 769	IP 846
			Depth (m)	3.50	0.50	1.00	1.50	3.00	1.00
			Sample Type	Soil/Solid	Soil/Solid	Soil/Solid	Soil/Solid	Soil/Solid	Soil/Solid
			Date Sampled	15/07/2014	15/07/2014	15/07/2014	15/07/2014	15/07/2014	15/07/2014
			Sample Time	.	.	.	.	.	.
			Date Received	18/07/2014	18/07/2014	18/07/2014	18/07/2014	18/07/2014	18/07/2014
			SDG Ref	140718-13	140718-13	140718-13	140718-13	140718-13	140718-13
			Lab Sample No.(s)	9640264	9640313	9640318	9640321	9640331	9640338
			AGS Reference						
Moisture Content Ratio (% of as received sample)	%	PM024		22	7.2	65	48	17	15
Soil Organic Matter (SOM)	<0.35 %	TM132				43.1 #			
pH	1 pH Units	TM133		6.71 M	8.46 M	6.72 M	6.72 M	6.38 M	8.1 M
Arsenic	<0.6 mg/kg	TM181		6.11 M	33.8 M	683 M	4.76 M	19.3 M	218 M
Cadmium	<0.02 mg/kg	TM181		<0.02 M	0.3 M	8.81 M	0.0468 M	<0.02 M	0.189 M
Chromium	<0.9 mg/kg	TM181		22.2 M	15.4 M	9.78 M	5.61 M	19.2 M	19.1 M
Copper	<1.4 mg/kg	TM181		21.5 M	359 M	1300 M	5.57 M	19.3 M	963 M
Lead	<0.7 mg/kg	TM181		17.4 M	147 M	722 M	5.96 M	16 M	363 M
Mercury	<0.14 mg/kg	TM181		<0.14 M	<0.14 M	0.321 M	<0.14 M	<0.14 M	0.168 M
Nickel	<0.2 mg/kg	TM181		32.7 M	35.3 M	88.3 M	5.35 M	31.4 M	33.4 M
Selenium	<1 mg/kg	TM181		<1 #	<1 #	3.42 #	<1 #	<1 #	<1 #
Vanadium	<0.2 mg/kg	TM181		26.6 #	18.4 #	21 #	7.8 #	24.6 #	23.3 #
Zinc	<1.9 mg/kg	TM181		72.6 M	325 M	525 M	6.11 M	68.4 M	1260 M

CERTIFICATE OF ANALYSIS

SDG:	140718-13	**Location:**	Coed Darcy	**Order Number:**	CD0748
Job:	H_ATKINS_LDC-224	**Customer:**	Atkins Global Ltd	**Report Number:**	289703
Client Reference:	Site Wide Trial Pitting	**Attention:**	Jack Lowrie	**Superseded Report:**	280169

Results Legend

#	ISO17025 accredited.
M	*m*CERTS accredited.
aq	Aqueous / settled sample.
diss.filt	Dissolved / filtered sample.
tot.unfilt	Total / unfiltered sample.
*	Subcontracted test.
**	% recovery of the surrogate standard to check the efficiency of the method. The results of individual compounds within samples aren't corrected for the recovery
(F)	Trigger breach confirmed
1-5&+§@	Sample deviation (see appendix)

Component	LOD/Units	Method	Customer Sample Ref.	IP 846	IP 846	TPE1061	TPE1675	TPE1675	TPE1675
			Depth (m)	1.30	3.30	0.50	0.50	1.50	2.50
			Sample Type	Soil/Solid	Soil/Solid	Soil/Solid	Soil/Solid	Soil/Solid	Soil/Solid
			Date Sampled	15/07/2014	15/07/2014	15/07/2014	15/07/2014	15/07/2014	15/07/2014
			Sample Time	.	.	.	.	.	.
			Date Received	18/07/2014	18/07/2014	18/07/2014	18/07/2014	18/07/2014	18/07/2014
			SDG Ref	140718-13	140718-13	140718-13	140718-13	140718-13	140718-13
			Lab Sample No.(s)	9640343	9640347	9640352	9640356	9640361	9640368
			AGS Reference						
Moisture Content Ratio (% of as received sample)	%	PM024		82	13	8.6	12	8.3	10
Soil Organic Matter (SOM)	<0.35 %	TM132				8.05 #		2.79 #	
pH	1 pH Units	TM133		6.63 M	5.18 M	4.78 M	6.54 M	6.78 M	6.08 M
Arsenic	<0.6 mg/kg	TM181		89.9 M	9.39 M	15.5 M	19.2 M	24.5 M	13.8 M
Cadmium	<0.02 mg/kg	TM181		0.422 M	<0.02 M	<0.02 M	0.239 M	0.485 M	0.751 M
Chromium	<0.9 mg/kg	TM181		3.13 M	13.8 M	12.3 M	11.4 M	13.7 M	19.6 M
Copper	<1.4 mg/kg	TM181		14.4 M	18.2 M	10.4 M	50.5 M	16.5 M	12.1 M
Lead	<0.7 mg/kg	TM181		7.1 M	15.3 M	16.9 M	23 M	15.1 M	10.6 M
Mercury	<0.14 mg/kg	TM181		<0.14 M	<0.14 M	<0.14 M	<0.14 M	<0.14 M	<0.14 M
Nickel	<0.2 mg/kg	TM181		11.7 M	33.1 M	24 M	22.3 M	27 M	40.6 M
Selenium	<1 mg/kg	TM181		2.08 #	<1 #	<1 #	<1 #	<1 #	<1 #
Vanadium	<0.2 mg/kg	TM181		8.87 #	17.1 #	17.7 #	14.2 #	20.2 #	29.2 #
Zinc	<1.9 mg/kg	TM181		208 M	80.9 M	65.2 M	71.5 M	35.4 M	56 M

CERTIFICATE OF ANALYSIS

SDG:	140718-13	**Location:**	Coed Darcy	**Order Number:**	CD0748
Job:	H_ATKINS_LDC-224	**Customer:**	Atkins Global Ltd	**Report Number:**	289703
Client Reference:	Site Wide Trial Pitting	**Attention:**	Jack Lowrie	**Superseded Report:**	280169

Results Legend

#	ISO17025 accredited.
M	*m*CERTS accredited.
aq	Aqueous / settled sample.
diss.filt	Dissolved / filtered sample.
tot.unfilt	Total / unfiltered sample.
*	Subcontracted test.
**	% recovery of the surrogate standard to check the efficiency of the method. The results of individual compounds within samples aren't corrected for the recovery
(F)	Trigger breach confirmed
1-5&+§@	Sample deviation (see appendix)

Component	LOD/Units	Method	Customer Sample Ref.	TPE1675	TPE1678	TPE1678	TPE1678	TPE1679	TPE1679
			Depth (m)	3.50	0.50	1.50	2.50	0.50	1.50
			Sample Type	Soil/Solid	Soil/Solid	Soil/Solid	Soil/Solid	Soil/Solid	Soil/Solid
			Date Sampled	15/07/2014	15/07/2014	15/07/2014	15/07/2014	15/07/2014	15/07/2014
			Sample Time	.	.	.	.	.	.
			Date Received	18/07/2014	18/07/2014	18/07/2014	18/07/2014	18/07/2014	18/07/2014
			SDG Ref	140718-13	140718-13	140718-13	140718-13	140718-13	140718-13
			Lab Sample No.(s)	9640373	9640464	9640468	9640473	9640409	9640414
			AGS Reference						
Moisture Content Ratio (% of as received sample)	%	PM024		10	8.5	17	6.5	11	13
pH	1 pH Units	TM133		6.42 M	6.74 M	5.39 M	5.5 M	6.03 M	6.27 M
Arsenic	<0.6 mg/kg	TM181		27.5 M	20.3 M	60.4 M	10.2 M	40.5 M	30.7 M
Cadmium	<0.02 mg/kg	TM181		0.949 M	<0.02 M	0.585 M	0.407 M	<0.02 M	1.83 M
Chromium	<0.9 mg/kg	TM181		13.6 M	13.4 M	12.6 M	12.7 M	33.5 M	22.6 M
Copper	<1.4 mg/kg	TM181		56 M	30.2 M	70.3 M	14.9 M	464 M	15 M
Lead	<0.7 mg/kg	TM181		97.7 M	21 M	47.6 M	9.37 M	497 M	22.8 M
Mercury	<0.14 mg/kg	TM181		<0.14 M	<0.14 M	<0.14 M	<0.14 M	<0.14 M	<0.14 M
Nickel	<0.2 mg/kg	TM181		24.5 M	25.3 M	22.3 M	24.8 M	89 M	60.4 M
Selenium	<1 mg/kg	TM181		<1 #	<1 #	<1 #	<1 #	<1 #	<10 #
Vanadium	<0.2 mg/kg	TM181		18.1 #	16.6 #	18.2 #	12.8 #	24.4 #	36.4 #
Zinc	<1.9 mg/kg	TM181		114 M	86.5 M	75.2 M	39.4 M	2560 M	103 M

CERTIFICATE OF ANALYSIS

SDG:	140718-13	**Location:**	Coed Darcy	**Order Number:**	CD0748
Job:	H_ATKINS_LDC-224	**Customer:**	Atkins Global Ltd	**Report Number:**	289703
Client Reference:	Site Wide Trial Pitting	**Attention:**	Jack Lowrie	**Superseded Report:**	280169

Results Legend

#	ISO17025 accredited.
M	*m*CERTS accredited.
aq	Aqueous / settled sample.
diss.filt	Dissolved / filtered sample.
tot.unfilt	Total / unfiltered sample.
*	Subcontracted test.
**	% recovery of the surrogate standard to check the efficiency of the method. The results of individual compounds within samples aren't corrected for the recovery
(F)	Trigger breach confirmed
1-5&+§@	Sample deviation (see appendix)

Component	LOD/Units	Method	Customer Sample Ref.	TPE1680	TPE1680	TPE1680	TPE1680	TPE1680	TPE1688
			Depth (m)	0.50	1.50	2.50	3.50	4.50	0.50
			Sample Type	Soil/Solid	Soil/Solid	Soil/Solid	Soil/Solid	Soil/Solid	Soil/Solid
			Date Sampled	15/07/2014	15/07/2014	15/07/2014	15/07/2014	15/07/2014	15/07/2014
			Sample Time	.	.	.	.	.	.
			Date Received	18/07/2014	18/07/2014	18/07/2014	18/07/2014	18/07/2014	18/07/2014
			SDG Ref	140718-13	140718-13	140718-13	140718-13	140718-13	140718-13
			Lab Sample No.(s)	9640377	9640386	9640392	9640397	9640403	9640436
			AGS Reference						
Moisture Content Ratio (% of as received sample)	%	PM024		20	11	17	13	12	13
Soil Organic Matter (SOM)	<0.35 %	TM132				0.865 #			
pH	1 pH Units	TM133		7.29 M	7.28 M	6.62 M	6.35 M	6.59 M	6.54 M
Arsenic	<0.6 mg/kg	TM181		46.1 M	11 M	9.46 M	72.3 M	9.49 M	18.4 M
Cadmium	<0.02 mg/kg	TM181		1.26 M	0.503 M	0.405 M	0.556 M	0.457 M	0.46 M
Chromium	<0.9 mg/kg	TM181		13.2 M	12.6 M	19.7 M	13.7 M	16.7 M	13.2 M
Copper	<1.4 mg/kg	TM181		126 M	15 M	9.13 M	88.9 M	31.9 M	38.2 M
Lead	<0.7 mg/kg	TM181		112 M	15.7 M	14.6 M	49.5 M	22.2 M	35 M
Mercury	<0.14 mg/kg	TM181		<0.14 M	<0.14 M	<0.14 M	0.466 M	<0.14 M	<0.14 M
Nickel	<0.2 mg/kg	TM181		30.1 M	26.4 M	24.1 M	32.5 M	35.4 M	23.1 M
Selenium	<1 mg/kg	TM181		<1 #	<1 #	<1 #	1.25 #	<1 #	<1 #
Vanadium	<0.2 mg/kg	TM181		19.6 #	14.3 #	24 #	31.2 #	16.5 #	17.1 #
Zinc	<1.9 mg/kg	TM181		219 M	70.5 M	73.3 M	75.4 M	85.2 M	113 M

CERTIFICATE OF ANALYSIS

SDG:	140718-13	**Location:**	Coed Darcy	**Order Number:**	CD0748
Job:	H_ATKINS_LDC-224	**Customer:**	Atkins Global Ltd	**Report Number:**	289703
Client Reference:	Site Wide Trial Pitting	**Attention:**	Jack Lowrie	**Superseded Report:**	280169

Results Legend

#	ISO17025 accredited.
M	*m*CERTS accredited.
aq	Aqueous / settled sample.
diss.filt	Dissolved / filtered sample.
tot.unfilt	Total / unfiltered sample.
*	Subcontracted test.
**	% recovery of the surrogate standard to check the efficiency of the method. The results of individual compounds within samples aren't corrected for the recovery
(F)	Trigger breach confirmed
1-5&+§@	Sample deviation (see appendix)

Component	LOD/Units	Method	Customer Sample Ref.	TPE1688	TPE1688	TPE1688	TPE1688	TPE1689	TPE1689
			Depth (m)	1.50	2.50	3.50	5.10	0.50	1.50
			Sample Type	Soil/Solid	Soil/Solid	Soil/Solid	Soil/Solid	Soil/Solid	Soil/Solid
			Date Sampled	15/07/2014	15/07/2014	15/07/2014	15/07/2014	15/07/2014	15/07/2014
			Sample Time	.	.	.	.	.	.
			Date Received	18/07/2014	18/07/2014	18/07/2014	18/07/2014	18/07/2014	18/07/2014
			SDG Ref	140718-13	140718-13	140718-13	140718-13	140718-13	140718-13
			Lab Sample No.(s)	9640447	9640451	9640455	9640460	9640419	9640424
			AGS Reference						
Moisture Content Ratio (% of as received sample)	%	PM024		18	12	13	12	9.1	17
Soil Organic Matter (SOM)	<0.35 %	TM132		1.44 #				5.86 #	
pH	1 pH Units	TM133		6.28 M	6.33 M	7.28 M	6.18 M	7.85 M	8.21 M
Arsenic	<0.6 mg/kg	TM181		20.7 M	8.04 M	9.32 M	13.3 M	47.6 M	42.6 M
Cadmium	<0.02 mg/kg	TM181		2.84 M	0.419 M	0.288 M	0.649 M	<0.02 M	1.27 M
Chromium	<0.9 mg/kg	TM181		13.2 M	15.2 M	12.5 M	15.7 M	14.4 M	13.3 M
Copper	<1.4 mg/kg	TM181		40.2 M	16 M	14.2 M	28.6 M	605 M	89.2 M
Lead	<0.7 mg/kg	TM181		20.3 M	15.6 M	14.6 M	23 M	265 M	78.8 M
Mercury	<0.14 mg/kg	TM181		<0.14 M	<0.14 M	<0.14 M	<0.14 M	<0.14 M	<0.14 M
Nickel	<0.2 mg/kg	TM181		13.8 M	21.2 M	21.6 M	41.7 M	58.5 M	25.2 M
Selenium	<1 mg/kg	TM181		1.43 #	<1 #	<1 #	<1 #	<1 #	1.27 #
Vanadium	<0.2 mg/kg	TM181		20.4 #	17.3 #	14.5 #	15 #	27.2 #	18.2 #
Zinc	<1.9 mg/kg	TM181		205 M	55.9 M	68.9 M	87.1 M	1340 M	130 M

CERTIFICATE OF ANALYSIS

SDG:	140718-13	**Location:**	Coed Darcy	**Order Number:**	CD0748
Job:	H_ATKINS_LDC-224	**Customer:**	Atkins Global Ltd	**Report Number:**	289703
Client Reference:	Site Wide Trial Pitting	**Attention:**	Jack Lowrie	**Superseded Report:**	280169

Results Legend

#	ISO17025 accredited.
M	*m*CERTS accredited.
aq	Aqueous / settled sample.
diss.filt	Dissolved / filtered sample.
tot.unfilt	Total / unfiltered sample.
*	Subcontracted test.
**	% recovery of the surrogate standard to check the efficiency of the method. The results of individual compounds within samples aren't corrected for the recovery
(F)	Trigger breach confirmed
1-5&+§@	Sample deviation (see appendix)

Component	LOD/Units	Method	Customer Sample Ref.	TPE1689	TPE1690	TPE1690	TPE1690	TPE1690	TPE1692
			Depth (m)	2.40	0.50	1.50	2.50	3.50	0.50
			Sample Type	Soil/Solid	Soil/Solid	Soil/Solid	Soil/Solid	Soil/Solid	Soil/Solid
			Date Sampled	15/07/2014	15/07/2014	15/07/2014	15/07/2014	15/07/2014	15/07/2014
			Sample Time	.	.	.	.	.	.
			Date Received	18/07/2014	18/07/2014	18/07/2014	18/07/2014	18/07/2014	18/07/2014
			SDG Ref	140718-13	140718-13	140718-13	140718-13	140718-13	140718-13
			Lab Sample No.(s)	9640431	9640479	9640483	9640488	9639384	9639392
			AGS Reference						
Moisture Content Ratio (% of as received sample)	%	PM024		9.3	13	18	15	16	8.8
Soil Organic Matter (SOM)	<0.35 %	TM132					2.76 #		
pH	1 pH Units	TM133		6.53 M	6.63 M	6.03 M	6.13 M	6.16 M	6.69 M
Arsenic	<0.6 mg/kg	TM181		18.4 M	20.5 M	12.5 M	17.6 M	10.2 M	13.7 M
Cadmium	<0.02 mg/kg	TM181		1.66 M	<0.02 M	0.476 M	0.619 M	0.584 M	<0.02 M
Chromium	<0.9 mg/kg	TM181		14.8 M	18.3 M	16.2 M	12.4 M	13.3 M	14 M
Copper	<1.4 mg/kg	TM181		15.2 M	241 M	24.2 M	27.1 M	17.9 M	24.9 M
Lead	<0.7 mg/kg	TM181		24.4 M	163 M	18.1 M	18.6 M	20.8 M	34.1 M
Mercury	<0.14 mg/kg	TM181		<0.14 M	<0.14 M	<0.14 M	<0.14 M	<0.14 M	<0.14 M
Nickel	<0.2 mg/kg	TM181		38.8 M	56.5 M	23.3 M	23.3 M	25.1 M	29.7 M
Selenium	<1 mg/kg	TM181		<10 #	<1 #	<1 #	<1 #	<1 #	<1 #
Vanadium	<0.2 mg/kg	TM181		20.3 #	24.7 #	20.5 #	16.6 #	14.5 #	15.2 #
Zinc	<1.9 mg/kg	TM181		62.4 M	1810 M	57.6 M	64.9 M	81.5 M	113 M

CERTIFICATE OF ANALYSIS

SDG:	140718-13	**Location:**	Coed Darcy	**Order Number:**	CD0748
Job:	H_ATKINS_LDC-224	**Customer:**	Atkins Global Ltd	**Report Number:**	289703
Client Reference:	Site Wide Trial Pitting	**Attention:**	Jack Lowrie	**Superseded Report:**	280169

Results Legend

#	ISO17025 accredited.
M	*m*CERTS accredited.
aq	Aqueous / settled sample.
diss.filt	Dissolved / filtered sample.
tot.unfilt	Total / unfiltered sample.
*	Subcontracted test.
**	% recovery of the surrogate standard to check the efficiency of the method. The results of individual compounds within samples aren't corrected for the recovery
(F)	Trigger breach confirmed
1-5&+§@	Sample deviation (see appendix)

Component	LOD/Units	Method	Customer Sample Ref.	TPE1692	TPE1692	TPE1692	TPE1692	TPE1705	TPE1705
			Depth (m)	1.50	2.50	3.50	4.50	0.50	1.50
			Sample Type	Soil/Solid	Soil/Solid	Soil/Solid	Soil/Solid	Soil/Solid	Soil/Solid
			Date Sampled	15/07/2014	15/07/2014	15/07/2014	15/07/2014	15/07/2014	15/07/2014
			Sample Time	.	.	.	.	.	.
			Date Received	18/07/2014	18/07/2014	18/07/2014	18/07/2014	18/07/2014	18/07/2014
			SDG Ref	140718-13	140718-13	140718-13	140718-13	140718-13	140718-13
			Lab Sample No.(s)	9639400	9639408	9639418	9639425	9639434	9639444
			AGS Reference						
Moisture Content Ratio (% of as received sample)	%	PM024		12	17	14	11	8.2	14
Soil Organic Matter (SOM)	<0.35 %	TM132						1.3 #	
pH	1 pH Units	TM133		6.53 M	5.38 M	6.57 M	6.49 M	6.94 M	6.73 M
Arsenic	<0.6 mg/kg	TM181		13.5 M	7.99 M	10.7 M	7.37 M	8.44 M	19.2 M
Cadmium	<0.02 mg/kg	TM181		0.205 M	0.327 M	<0.02 M	0.478 M	<0.02 M	0.941 M
Chromium	<0.9 mg/kg	TM181		14.2 M	18.6 M	18.5 M	13.6 M	10.4 M	13.5 M
Copper	<1.4 mg/kg	TM181		31.5 M	13.1 M	16.9 M	14.7 M	13.3 M	43.7 M
Lead	<0.7 mg/kg	TM181		17.2 M	16.1 M	17.5 M	15.5 M	13.1 M	29.5 M
Mercury	<0.14 mg/kg	TM181		<0.14 M	<0.14 M	<0.14 M	<0.14 M	<0.14 M	<0.14 M
Nickel	<0.2 mg/kg	TM181		26.8 M	19.7 M	31.4 M	23.2 M	22.2 M	19.2 M
Selenium	<1 mg/kg	TM181		<1 #	<1 #	<1 #	<1 #	<1 #	1.37 #
Vanadium	<0.2 mg/kg	TM181		16.4 #	23.4 #	21 #	16.4 #	12.3 #	16.4 #
Zinc	<1.9 mg/kg	TM181		99.2 M	38.8 M	89 M	63.6 M	61.8 M	103 M

CERTIFICATE OF ANALYSIS

SDG:	140718-13	**Location:**	Coed Darcy	**Order Number:**	CD0748
Job:	H_ATKINS_LDC-224	**Customer:**	Atkins Global Ltd	**Report Number:**	289703
Client Reference:	Site Wide Trial Pitting	**Attention:**	Jack Lowrie	**Superseded Report:**	280169

Results Legend

#	ISO17025 accredited.
M	*m*CERTS accredited.
aq	Aqueous / settled sample.
diss.filt	Dissolved / filtered sample.
tot.unfilt	Total / unfiltered sample.
*	Subcontracted test.
**	% recovery of the surrogate standard to check the efficiency of the method. The results of individual compounds within samples aren't corrected for the recovery
(F)	Trigger breach confirmed
1-5&+§@	Sample deviation (see appendix)

Component	LOD/Units	Method	Customer Sample Ref.	TPE1705	TPE1705	TPE1705			
			Depth (m)	2.50	3.50	4.50			
			Sample Type	Soil/Solid	Soil/Solid	Soil/Solid			
			Date Sampled	15/07/2014	15/07/2014	15/07/2014			
			Sample Time	.	.	.			
			Date Received	18/07/2014	18/07/2014	18/07/2014			
			SDG Ref	140718-13	140718-13	140718-13			
			Lab Sample No.(s)	9639452	9639459	9639476			
			AGS Reference						
Moisture Content Ratio (% of as received sample)	%	PM024		15	11	11			
pH	1 pH Units	TM133		6.52 M	6.52 M	6.54 M			
Arsenic	<0.6 mg/kg	TM181		15.9 M	7.66 M	8.19 M			
Cadmium	<0.02 mg/kg	TM181		0.857 M	0.563 M	0.522 M			
Chromium	<0.9 mg/kg	TM181		14.3 M	11.7 M	11.1 M			
Copper	<1.4 mg/kg	TM181		33.7 M	15.7 M	16.2 M			
Lead	<0.7 mg/kg	TM181		26.2 M	13.2 M	13.2 M			
Mercury	<0.14 mg/kg	TM181		<0.14 M	<0.14 M	<0.14 M			
Nickel	<0.2 mg/kg	TM181		19.9 M	20.1 M	22.2 M			
Selenium	<1 mg/kg	TM181		<1 #	<1 #	<1 #			
Vanadium	<0.2 mg/kg	TM181		17.7 #	12.5 #	12.9 #			
Zinc	<1.9 mg/kg	TM181		95.4 M	60.8 M	74.2 M			

CERTIFICATE OF ANALYSIS

SDG:	140718-13	**Location:**	Coed Darcy	**Order Number:**	CD0748
Job:	H_ATKINS_LDC-224	**Customer:**	Atkins Global Ltd	**Report Number:**	289703
Client Reference:	Site Wide Trial Pitting	**Attention:**	Jack Lowrie	**Superseded Report:**	280169

PAH by GCMS

Results Legend

#	ISO17025 accredited.
M	*m*CERTS accredited.
aq	Aqueous / settled sample.
diss.filt	Dissolved / filtered sample.
tot.unfilt	Total / unfiltered sample.
*	Subcontracted test.
**	% recovery of the surrogate standard to check the efficiency of the method. The results of individual compounds within samples aren't corrected for the recovery
(F)	Trigger breach confirmed
1-5&+§@	Sample deviation (see appendix)

Component	LOD/Units	Method	Customer Sample Ref.	IP 42	IP 42	IP 42	IP 42	IP 42	IP 73
			Depth (m)	0.50	1.50	2.50	3.50	4.50	0.50
			Sample Type	Soil/Solid	Soil/Solid	Soil/Solid	Soil/Solid	Soil/Solid	Soil/Solid
			Date Sampled	15/07/2014	15/07/2014	15/07/2014	15/07/2014	15/07/2014	14/07/2014
			Sample Time	.	.	.	.	.	.
			Date Received	18/07/2014	18/07/2014	18/07/2014	18/07/2014	18/07/2014	18/07/2014
			SDG Ref	140718-13	140718-13	140718-13	140718-13	140718-13	140718-13
			Lab Sample No.(s)	9639796	9639810	9639836	9639848	9639860	9639505
			AGS Reference						
Naphthalene-d8 % recovery**	%	TM218		100	101	105	102	96.4	106
Acenaphthene-d10 % recovery**	%	TM218		99.3	101	103	99.9	90.5	106
Phenanthrene-d10 % recovery**	%	TM218		102	99	101	98	90.6	103
Chrysene-d12 % recovery**	%	TM218		99.3	87.3	90.9	85.4	88.8	92.5
Perylene-d12 % recovery**	%	TM218		108	90.9	96.2	87.2	94.3	88.8
Naphthalene	<9 µg/kg	TM218		31.3 M	21 M	53.2 M	121 M	35.6 M	12.9 M
Acenaphthylene	<12 µg/kg	TM218		18.9 M	<12 M	<12 M	<12 M	<12 M	<12 M
Acenaphthene	<8 µg/kg	TM218		67.1 M	14.1 M	9.77 M	<8 M	<8 M	<8 M
Fluorene	<10 µg/kg	TM218		104 M	67.7 M	38.4 M	<10 M	<10 M	<10 M
Phenanthrene	<15 µg/kg	TM218		488 M	202 M	204 M	153 M	57.9 M	211 M
Anthracene	<16 µg/kg	TM218		229 M	36.5 M	54.3 M	<16 M	<16 M	<16 M
Fluoranthene	<17 µg/kg	TM218		687 M	77.8 M	68.9 M	28.4 M	<17 M	67.3 M
Pyrene	<15 µg/kg	TM218		782 M	73 M	103 M	20.1 M	<15 M	46.1 M
Benz(a)anthracene	<14 µg/kg	TM218		429 M	36.2 M	16.6 M	<14 M	19.2 M	43.3 M
Chrysene	<10 µg/kg	TM218		476 M	83.9 M	80.7 M	53.7 M	32.5 M	139 M
Benzo(b)fluoranthene	<15 µg/kg	TM218		700 M	104 M	82.9 M	56.7 M	38.4 M	160 M
Benzo(k)fluoranthene	<14 µg/kg	TM218		233 M	19.5 M	<14 M	<14 M	<14 M	34.5 M
Benzo(a)pyrene	<15 µg/kg	TM218		456 M	36.4 M	<15 M	<15 M	<15 M	40.9 M
Indeno(1,2,3-cd)pyrene	<18 µg/kg	TM218		254 M	33.1 M	<18 M	<18 M	<18 M	44.1 M
Dibenzo(a,h)anthracene	<23 µg/kg	TM218		82.8 M	<23 M	<23 M	<23 M	<23 M	<23 M
Benzo(g,h,i)perylene	<24 µg/kg	TM218		303 M	44 M	<24 M	<24 M	<24 M	60.1 M
PAH, Total Detected USEPA 16	<118 µg/kg	TM218		5340	849	712	433	184	859

CERTIFICATE OF ANALYSIS

SDG: 140718-13 **Location:** Coed Darcy **Order Number:** CD0748
Job: H_ATKINS_LDC-224 **Customer:** Atkins Global Ltd **Report Number:** 289703
Client Reference: Site Wide Trial Pitting **Attention:** Jack Lowrie **Superseded Report:** 280169

PAH by GCMS

Results Legend
ISO17025 accredited.
M *m*CERTS accredited.
aq Aqueous / settled sample.
diss.filt Dissolved / filtered sample.
tot.unfilt Total / unfiltered sample.
***** Subcontracted test.
****** % recovery of the surrogate standard to check the efficiency of the method. The results of individual compounds within samples aren't corrected for the recovery
(F) Trigger breach confirmed
1-5&+§@ Sample deviation (see appendix)

Component	LOD/Units	Method	Customer Sample Ref.	IP 74	IP 74	IP 86	IP 86	IP 86	IP 91
			Depth (m)	0.50	2.50	0.50	1.50	2.50	0.50
			Sample Type	Soil/Solid	Soil/Solid	Soil/Solid	Soil/Solid	Soil/Solid	Soil/Solid
			Date Sampled	14/07/2014	14/07/2014	15/07/2014	15/07/2014	15/07/2014	15/07/2014
			Sample Time	.	.	.	.	.	.
			Date Received	18/07/2014	18/07/2014	18/07/2014	18/07/2014	18/07/2014	18/07/2014
			SDG Ref	140718-13	140718-13	140718-13	140718-13	140718-13	140718-13
			Lab Sample No.(s)	9639487	9639496	9639758	9639770	9639783	9639937
			AGS Reference						
Naphthalene-d8 % recovery**	%	TM218		107	112	96.7	102	100	109
Acenaphthene-d10 % recovery**	%	TM218		110	110	89.7	102	100	109
Phenanthrene-d10 % recovery**	%	TM218		109	108	90.7	97.8	98.6	110
Chrysene-d12 % recovery**	%	TM218		99	95.4	90.8	92.2	89.5	106
Perylene-d12 % recovery**	%	TM218		97	95.8	98.1	99.6	96.6	109
Naphthalene	<9 µg/kg	TM218		<9 M	13 M	34.9 M	38.2 M	18.2 M	64.8 M
Acenaphthylene	<12 µg/kg	TM218		<12 M	<12 M	<12 M	40.3 M	<12 M	74.9 M
Acenaphthene	<8 µg/kg	TM218		<8 M	<8 M	<8 M	16.3 M	<8 M	579 M
Fluorene	<10 µg/kg	TM218		<10 M	<10 M	<10 M	75.9 M	26 M	546 M
Phenanthrene	<15 µg/kg	TM218		170 M	158 M	77.1 M	270 M	133 M	6190 M
Anthracene	<16 µg/kg	TM218		175 M	<16 M	<16 M	357 M	59.4 M	695 M
Fluoranthene	<17 µg/kg	TM218		<17 M	<17 M	<17 M	200 M	34 M	7430 M
Pyrene	<15 µg/kg	TM218		<15 M	<15 M	<15 M	527 M	64.2 M	5090 M
Benz(a)anthracene	<14 µg/kg	TM218		<14 M	<14 M	<14 M	174 M	<14 M	2550 M
Chrysene	<10 µg/kg	TM218		<10 M	66.6 M	<10 M	244 M	<10 M	2700 M
Benzo(b)fluoranthene	<15 µg/kg	TM218		60.5 M	60 M	27 M	355 M	55.5 M	3110 M
Benzo(k)fluoranthene	<14 µg/kg	TM218		<14 M	<14 M	<14 M	103 M	<14 M	1190 M
Benzo(a)pyrene	<15 µg/kg	TM218		<15 M	<15 M	<15 M	200 M	<15 M	2060 M
Indeno(1,2,3-cd)pyrene	<18 µg/kg	TM218		<18 M	<18 M	<18 M	178 M	<18 M	1170 M
Dibenzo(a,h)anthracene	<23 µg/kg	TM218		<23 M	<23 M	<23 M	65.4 M	<23 M	358 M
Benzo(g,h,i)perylene	<24 µg/kg	TM218		<24 M	<24 M	<24 M	236 M	<24 M	1350 M
PAH, Total Detected USEPA 16	<118 µg/kg	TM218		405	298	139	3080	390	35200

CERTIFICATE OF ANALYSIS

SDG:	140718-13	**Location:**	Coed Darcy	**Order Number:**	CD0748
Job:	H_ATKINS_LDC-224	**Customer:**	Atkins Global Ltd	**Report Number:**	289703
Client Reference:	Site Wide Trial Pitting	**Attention:**	Jack Lowrie	**Superseded Report:**	280169

PAH by GCMS

Results Legend

#	ISO17025 accredited.
M	*m*CERTS accredited.
aq	Aqueous / settled sample.
diss.filt	Dissolved / filtered sample.
tot.unfilt	Total / unfiltered sample.
*	Subcontracted test.
**	% recovery of the surrogate standard to check the efficiency of the method. The results of individual compounds within samples aren't corrected for the recovery
(F)	Trigger breach confirmed
1-5&+§@	Sample deviation (see appendix)

Component	LOD/Units	Method	Customer Sample Ref.	IP 91	IP 91	IP 91	IP 100	IP 115	IP 115
			Depth (m)	1.50	2.50	3.50	0.50	0.50	1.00
			Sample Type	Soil/Solid	Soil/Solid	Soil/Solid	Soil/Solid	Soil/Solid	Soil/Solid
			Date Sampled	15/07/2014	15/07/2014	15/07/2014	14/07/2014	15/07/2014	15/07/2014
			Sample Time	.	.	.	.	.	.
			Date Received	18/07/2014	18/07/2014	18/07/2014	18/07/2014	18/07/2014	18/07/2014
			SDG Ref	140718-13	140718-13	140718-13	140718-13	140718-13	140718-13
			Lab Sample No.(s)	9639950	9639977	9639991	9639514	9639709	9639723
			AGS Reference						
Naphthalene-d8 % recovery**	%	TM218		105	105	112	106	124	112
Acenaphthene-d10 % recovery**	%	TM218		98.9	97.7	111	105	123	112
Phenanthrene-d10 % recovery**	%	TM218		97.7	96.8	108	103	122	109
Chrysene-d12 % recovery**	%	TM218		94.8	90.7	96	91.9	112	95.8
Perylene-d12 % recovery**	%	TM218		102	92.3	95.5	79	115	92.9
Naphthalene	<9 µg/kg	TM218		<9 M	<9 M	<9 M	93.9 M	80.7 M	144 M
Acenaphthylene	<12 µg/kg	TM218		<12 M	<12 M	<12 M	<12 M	<12 M	<12 M
Acenaphthene	<8 µg/kg	TM218		<8 M	<8 M	<8 M	<8 M	11 M	25.6 M
Fluorene	<10 µg/kg	TM218		<10 M	<10 M	<10 M	<10 M	12.3 M	41.5 M
Phenanthrene	<15 µg/kg	TM218		34.6 M	148 M	68.5 M	1870 M	160 M	65.1 M
Anthracene	<16 µg/kg	TM218		<16 M	<16 M	<16 M	<16 M	24.2 M	<16 M
Fluoranthene	<17 µg/kg	TM218		<17 M	<17 M	<17 M	130 M	183 M	<17 M
Pyrene	<15 µg/kg	TM218		<15 M	<15 M	<15 M	26.5 M	156 M	<15 M
Benz(a)anthracene	<14 µg/kg	TM218		<14 M	<14 M	<14 M	<14 M	112 M	<14 M
Chrysene	<10 µg/kg	TM218		19.2 M	71.5 M	36.2 M	841 M	149 M	<10 M
Benzo(b)fluoranthene	<15 µg/kg	TM218		20.5 M	62.1 M	36.1 M	526 M	257 M	24.2 M
Benzo(k)fluoranthene	<14 µg/kg	TM218		<14 M	<14 M	<14 M	<14 M	88.2 M	<14 M
Benzo(a)pyrene	<15 µg/kg	TM218		<15 M	<15 M	<15 M	<15 M	89.8 M	<15 M
Indeno(1,2,3-cd)pyrene	<18 µg/kg	TM218		<18 M	<18 M	<18 M	24.7 M	81.3 M	<18 M
Dibenzo(a,h)anthracene	<23 µg/kg	TM218		<23 M	<23 M	<23 M	53.3 M	31.2 M	<23 M
Benzo(g,h,i)perylene	<24 µg/kg	TM218		<24 M	<24 M	<24 M	27.9 M	96.6 M	<24 M
PAH, Total Detected USEPA 16	<118 µg/kg	TM218		<118	282	141	3590	1530	301

CERTIFICATE OF ANALYSIS

SDG:	140718-13	**Location:**	Coed Darcy	**Order Number:**	CD0748
Job:	H_ATKINS_LDC-224	**Customer:**	Atkins Global Ltd	**Report Number:**	289703
Client Reference:	Site Wide Trial Pitting	**Attention:**	Jack Lowrie	**Superseded Report:**	280169

PAH by GCMS

Results Legend

#	ISO17025 accredited.
M	*m*CERTS accredited.
aq	Aqueous / settled sample.
diss.filt	Dissolved / filtered sample.
tot.unfilt	Total / unfiltered sample.
*	Subcontracted test.
**	% recovery of the surrogate standard to check the efficiency of the method. The results of individual compounds within samples aren't corrected for the recovery
(F)	Trigger breach confirmed
1-5&+§@	Sample deviation (see appendix)

Component	LOD/Units	Method	Customer Sample Ref.	IP 115	IP 119	IP 119	IP 126	IP 126	IP 126
			Depth (m)	1.50	0.50	1.50	0.50	1.50	2.50
			Sample Type	Soil/Solid	Soil/Solid	Soil/Solid	Soil/Solid	Soil/Solid	Soil/Solid
			Date Sampled	15/07/2014	15/07/2014	15/07/2014	15/07/2014	15/07/2014	15/07/2014
			Sample Time	.	.	.	.	.	.
			Date Received	18/07/2014	18/07/2014	18/07/2014	18/07/2014	18/07/2014	18/07/2014
			SDG Ref	140718-13	140718-13	140718-13	140718-13	140718-13	140718-13
			Lab Sample No.(s)	9639734	9639693	9639701	9639872	9639884	9639898
			AGS Reference						
Naphthalene-d8 % recovery**	%	TM218		106	105	105	106	91.8	100
Acenaphthene-d10 % recovery**	%	TM218		103	105	98.6	109	89.5	99.3
Phenanthrene-d10 % recovery**	%	TM218		101	103	97.4	108	86.9	98
Chrysene-d12 % recovery**	%	TM218		88.1	91.3	92.3	97.1	77.6	88.3
Perylene-d12 % recovery**	%	TM218		91.8	87.8	98.2	91	77.8	90.7
Naphthalene	<9 µg/kg	TM218		27.8 M	<9 M	<9 M	<9 M	<9 M	<9 M
Acenaphthylene	<12 µg/kg	TM218		<12 M	<12 M	<12 M	<12 M	<12 M	<12 M
Acenaphthene	<8 µg/kg	TM218		<8 M	<8 M	<8 M	<8 M	<8 M	<8 M
Fluorene	<10 µg/kg	TM218		<10 M	<10 M	<10 M	<10 M	<10 M	<10 M
Phenanthrene	<15 µg/kg	TM218		160 M	65.5 M	50.7 M	144 M	48.7 M	90.2 M
Anthracene	<16 µg/kg	TM218		<16 M	<16 M	<16 M	<16 M	<16 M	<16 M
Fluoranthene	<17 µg/kg	TM218		<17 M	40 M	<17 M	<17 M	<17 M	<17 M
Pyrene	<15 µg/kg	TM218		24.2 M	35.9 M	<15 M	<15 M	<15 M	<15 M
Benz(a)anthracene	<14 µg/kg	TM218		<14 M	19.8 M	<14 M	17.8 M	<14 M	<14 M
Chrysene	<10 µg/kg	TM218		48.5 M	55.8 M	31 M	52.9 M	19.6 M	<10 M
Benzo(b)fluoranthene	<15 µg/kg	TM218		54.8 M	67 M	34.5 M	51.8 M	16.7 M	39.1 M
Benzo(k)fluoranthene	<14 µg/kg	TM218		<14 M	<14 M	<14 M	<14 M	<14 M	<14 M
Benzo(a)pyrene	<15 µg/kg	TM218		<15 M	25.6 M	<15 M	<15 M	<15 M	<15 M
Indeno(1,2,3-cd)pyrene	<18 µg/kg	TM218		<18 M	<18 M	<18 M	<18 M	<18 M	<18 M
Dibenzo(a,h)anthracene	<23 µg/kg	TM218		<23 M	<23 M	<23 M	<23 M	<23 M	<23 M
Benzo(g,h,i)perylene	<24 µg/kg	TM218		<24 M	28.1 M	<24 M	<24 M	<24 M	<24 M
PAH, Total Detected USEPA 16	<118 µg/kg	TM218		316	338	<118	266	<118	129

CERTIFICATE OF ANALYSIS

SDG:	140718-13	**Location:**	Coed Darcy	**Order Number:**	CD0748
Job:	H_ATKINS_LDC-224	**Customer:**	Atkins Global Ltd	**Report Number:**	289703
Client Reference:	Site Wide Trial Pitting	**Attention:**	Jack Lowrie	**Superseded Report:**	280169

PAH by GCMS

Results Legend

#	ISO17025 accredited.
M	*m*CERTS accredited.
aq	Aqueous / settled sample.
diss.filt	Dissolved / filtered sample.
tot.unfilt	Total / unfiltered sample.
*	Subcontracted test.
**	% recovery of the surrogate standard to check the efficiency of the method. The results of individual compounds within samples aren't corrected for the recovery
(F)	Trigger breach confirmed
1-5&+§@	Sample deviation (see appendix)

Component	LOD/Units	Method	Customer Sample Ref.	IP 126	IP 126	IP 157	IP 157	IP 157	IP 160
			Depth (m)	3.50	4.50	0.50	1.50	2.50	0.50
			Sample Type	Soil/Solid	Soil/Solid	Soil/Solid	Soil/Solid	Soil/Solid	Soil/Solid
			Date Sampled	15/07/2014	15/07/2014	15/07/2014	15/07/2014	15/07/2014	15/07/2014
			Sample Time	.	.	.	.	.	.
			Date Received	18/07/2014	18/07/2014	18/07/2014	18/07/2014	18/07/2014	18/07/2014
			SDG Ref	140718-13	140718-13	140718-13	140718-13	140718-13	140718-13
			Lab Sample No.(s)	9639912	9639923	9640001	9640014	9640029	9640042
			AGS Reference						
Naphthalene-d8 % recovery**	%	TM218		104	96.9	108	109	110	105
Acenaphthene-d10 % recovery**	%	TM218		102	89.5	110	108	108	104
Phenanthrene-d10 % recovery**	%	TM218		99.1	88.9	109	105	106	103
Chrysene-d12 % recovery**	%	TM218		87.1	82.9	98.7	93.8	92.9	93
Perylene-d12 % recovery**	%	TM218		89.3	81.7	93.3	94.3	91.8	97
Naphthalene	<9 µg/kg	TM218		<9 M	<9 M	<9 M	<9 M	<9 M	<9 M
Acenaphthylene	<12 µg/kg	TM218		<12 M	<12 M	<12 M	<12 M	<12 M	<12 M
Acenaphthene	<8 µg/kg	TM218		<8 M	<8 M	<8 M	<8 M	<8 M	<8 M
Fluorene	<10 µg/kg	TM218		<10 M	<10 M	<10 M	<10 M	<10 M	<10 M
Phenanthrene	<15 µg/kg	TM218		114 M	31.1 M	83 M	62.6 M	33.4 M	55.2 M
Anthracene	<16 µg/kg	TM218		<16 M	<16 M	<16 M	<16 M	<16 M	<16 M
Fluoranthene	<17 µg/kg	TM218		<17 M	<17 M	19 M	<17 M	<17 M	<17 M
Pyrene	<15 µg/kg	TM218		<15 M	<15 M	<15 M	<15 M	<15 M	<15 M
Benz(a)anthracene	<14 µg/kg	TM218		<14 M	16.2 M	24.3 M	<14 M	22.5 M	<14 M
Chrysene	<10 µg/kg	TM218		38.3 M	16.9 M	39.5 M	36.9 M	20.5 M	31 M
Benzo(b)fluoranthene	<15 µg/kg	TM218		36.3 M	<15 M	38.3 M	36.9 M	22.1 M	41.3 M
Benzo(k)fluoranthene	<14 µg/kg	TM218		<14 M	<14 M	<14 M	<14 M	<14 M	<14 M
Benzo(a)pyrene	<15 µg/kg	TM218		<15 M	<15 M	<15 M	<15 M	<15 M	<15 M
Indeno(1,2,3-cd)pyrene	<18 µg/kg	TM218		<18 M	<18 M	<18 M	<18 M	<18 M	<18 M
Dibenzo(a,h)anthracene	<23 µg/kg	TM218		<23 M	<23 M	<23 M	<23 M	<23 M	<23 M
Benzo(g,h,i)perylene	<24 µg/kg	TM218		<24 M	<24 M	<24 M	<24 M	<24 M	<24 M
PAH, Total Detected USEPA 16	<118 µg/kg	TM218		189	<118	204	136	<118	128

CERTIFICATE OF ANALYSIS

SDG:	140718-13	**Location:**	Coed Darcy	**Order Number:**	CD0748
Job:	H_ATKINS_LDC-224	**Customer:**	Atkins Global Ltd	**Report Number:**	289703
Client Reference:	Site Wide Trial Pitting	**Attention:**	Jack Lowrie	**Superseded Report:**	280169

PAH by GCMS

Results Legend

#	ISO17025 accredited.
M	*m*CERTS accredited.
aq	Aqueous / settled sample.
diss.filt	Dissolved / filtered sample.
tot.unfilt	Total / unfiltered sample.
*	Subcontracted test.
**	% recovery of the surrogate standard to check the efficiency of the method. The results of individual compounds within samples aren't corrected for the recovery
(F)	Trigger breach confirmed
1-5&+§@	Sample deviation (see appendix)

Component	LOD/Units	Method	Customer Sample Ref.	IP 160	IP 160	IP 160	IP 160	IP 171	IP 171
			Depth (m)	1.50	2.50	3.50	4.50	0.50	1.50
			Sample Type	Soil/Solid	Soil/Solid	Soil/Solid	Soil/Solid	Soil/Solid	Soil/Solid
			Date Sampled	15/07/2014	15/07/2014	15/07/2014	15/07/2014	15/07/2014	15/07/2014
			Sample Time	.	.	.	.	.	.
			Date Received	18/07/2014	18/07/2014	18/07/2014	18/07/2014	18/07/2014	18/07/2014
			SDG Ref	140718-13	140718-13	140718-13	140718-13	140718-13	140718-13
			Lab Sample No.(s)	9640054	9640067	9640084	9640095	9639567	9639587
			AGS Reference						
Naphthalene-d8 % recovery**	%	TM218		98	99.4	98.8	97.7	101	97.3
Acenaphthene-d10 % recovery**	%	TM218		95	97.1	96.5	95.8	98.2	98.4
Phenanthrene-d10 % recovery**	%	TM218		93.6	95.3	95.1	95.1	97.3	97.7
Chrysene-d12 % recovery**	%	TM218		86.2	87.5	87.5	87.6	88.1	93.5
Perylene-d12 % recovery**	%	TM218		82.9	87.5	87.9	89.2	90.7	86.8
Naphthalene	<9 µg/kg	TM218		<9 M	<9 M	<9 M	11.4 M	<9 M	<9 M
Acenaphthylene	<12 µg/kg	TM218		<12 M	<12 M	<12 M	<12 M	<12 M	<12 M
Acenaphthene	<8 µg/kg	TM218		<8 M	<8 M	<8 M	<8 M	<8 M	<8 M
Fluorene	<10 µg/kg	TM218		<10 M	<10 M	<10 M	<10 M	<10 M	<10 M
Phenanthrene	<15 µg/kg	TM218		36.5 M	33.1 M	67 M	98.9 M	66.6 M	32.4 M
Anthracene	<16 µg/kg	TM218		<16 M	<16 M	<16 M	<16 M	<16 M	<16 M
Fluoranthene	<17 µg/kg	TM218		<17 M	<17 M	<17 M	<17 M	<17 M	<17 M
Pyrene	<15 µg/kg	TM218		<15 M	<15 M	<15 M	<15 M	<15 M	<15 M
Benz(a)anthracene	<14 µg/kg	TM218		<14 M	<14 M	21 M	<14 M	<14 M	<14 M
Chrysene	<10 µg/kg	TM218		17.1 M	<10 M	21.1 M	31.3 M	19.1 M	18 M
Benzo(b)fluoranthene	<15 µg/kg	TM218		22.8 M	<15 M	19.8 M	35.1 M	28.3 M	33.9 M
Benzo(k)fluoranthene	<14 µg/kg	TM218		<14 M	<14 M	<14 M	<14 M	<14 M	<14 M
Benzo(a)pyrene	<15 µg/kg	TM218		<15 M	<15 M	<15 M	<15 M	<15 M	<15 M
Indeno(1,2,3-cd)pyrene	<18 µg/kg	TM218		<18 M	<18 M	<18 M	<18 M	<18 M	<18 M
Dibenzo(a,h)anthracene	<23 µg/kg	TM218		<23 M	<23 M	<23 M	<23 M	<23 M	<23 M
Benzo(g,h,i)perylene	<24 µg/kg	TM218		<24 M	<24 M	<24 M	<24 M	<24 M	<24 M
PAH, Total Detected USEPA 16	<118 µg/kg	TM218		<118	<118	129	177	<118	<118

CERTIFICATE OF ANALYSIS

SDG:	140718-13	**Location:**	Coed Darcy	**Order Number:**	CD0748
Job:	H_ATKINS_LDC-224	**Customer:**	Atkins Global Ltd	**Report Number:**	289703
Client Reference:	Site Wide Trial Pitting	**Attention:**	Jack Lowrie	**Superseded Report:**	280169

PAH by GCMS

Results Legend

#	ISO17025 accredited.
M	*m*CERTS accredited.
aq	Aqueous / settled sample.
diss.filt	Dissolved / filtered sample.
tot.unfilt	Total / unfiltered sample.
*	Subcontracted test.
**	% recovery of the surrogate standard to check the efficiency of the method. The results of individual compounds within samples aren't corrected for the recovery
(F)	Trigger breach confirmed
1-5&+§@	Sample deviation (see appendix)

Component	LOD/Units	Method	Customer Sample Ref.	IP 202	IP 202	IP 202	IP 202	IP 233	IP 233
			Depth (m)	0.50	1.50	2.50	3.50	0.50	1.50
			Sample Type	Soil/Solid	Soil/Solid	Soil/Solid	Soil/Solid	Soil/Solid	Soil/Solid
			Date Sampled	15/07/2014	15/07/2014	15/07/2014	15/07/2014	15/07/2014	15/07/2014
			Sample Time	.	.	.	.	.	.
			Date Received	18/07/2014	18/07/2014	18/07/2014	18/07/2014	18/07/2014	18/07/2014
			SDG Ref	140718-13	140718-13	140718-13	140718-13	140718-13	140718-13
			Lab Sample No.(s)	9639527	9639538	9639547	9639556	9639650	9639659
			AGS Reference						
Naphthalene-d8 % recovery**	%	TM218		99.6	95.7	101	104	101	97
Acenaphthene-d10 % recovery**	%	TM218		96.4	94	99.6	101	98.5	95.9
Phenanthrene-d10 % recovery**	%	TM218		96.1	91.4	96.6	99	96.9	93.2
Chrysene-d12 % recovery**	%	TM218		86.9	77.8	82.7	84.1	88.9	81.2
Perylene-d12 % recovery**	%	TM218		86.9	69.5	74.4	78.2	89.9	74.5
Naphthalene	<9 µg/kg	TM218		<9 M	<9 M	<9 M	98.6 M	15.1 M	16.7 M
Acenaphthylene	<12 µg/kg	TM218		<12 M	<12 M	<12 M	31.9 M	<12 M	<12 M
Acenaphthene	<8 µg/kg	TM218		<8 M	<8 M	<8 M	<8 M	<8 M	<8 M
Fluorene	<10 µg/kg	TM218		<10 M	<10 M	<10 M	<10 M	<10 M	<10 M
Phenanthrene	<15 µg/kg	TM218		63.7 M	76.2 M	92.9 M	2800 M	94.2 M	131 M
Anthracene	<16 µg/kg	TM218		<16 M	<16 M	<16 M	2830 M	<16 M	<16 M
Fluoranthene	<17 µg/kg	TM218		<17 M	<17 M	<17 M	287 M	79.4 M	<17 M
Pyrene	<15 µg/kg	TM218		<15 M	<15 M	<15 M	61.5 M	57.5 M	<15 M
Benz(a)anthracene	<14 µg/kg	TM218		<14 M	<14 M	<14 M	<14 M	16.7 M	<14 M
Chrysene	<10 µg/kg	TM218		28.2 M	30.1 M	40.8 M	2170 M	63.5 M	57.5 M
Benzo(b)fluoranthene	<15 µg/kg	TM218		28.7 M	27.9 M	28.3 M	3160 M	89.5 M	37.1 M
Benzo(k)fluoranthene	<14 µg/kg	TM218		<14 M	<14 M	<14 M	<14 M	20.9 M	<14 M
Benzo(a)pyrene	<15 µg/kg	TM218		<15 M	<15 M	<15 M	<15 M	32.4 M	<15 M
Indeno(1,2,3-cd)pyrene	<18 µg/kg	TM218		<18 M	<18 M	<18 M	<18 M	25.4 M	<18 M
Dibenzo(a,h)anthracene	<23 µg/kg	TM218		<23 M	<23 M	<23 M	222 M	<23 M	<23 M
Benzo(g,h,i)perylene	<24 µg/kg	TM218		<24 M	<24 M	<24 M	<24 M	30.6 M	<24 M
PAH, Total Detected USEPA 16	<118 µg/kg	TM218		121	134	162	11700	525	243

CERTIFICATE OF ANALYSIS

SDG:	140718-13	**Location:**	Coed Darcy	**Order Number:**	CD0748
Job:	H_ATKINS_LDC-224	**Customer:**	Atkins Global Ltd	**Report Number:**	289703
Client Reference:	Site Wide Trial Pitting	**Attention:**	Jack Lowrie	**Superseded Report:**	280169

PAH by GCMS

Results Legend	
#	ISO17025 accredited.
M	*m*CERTS accredited.
aq	Aqueous / settled sample.
diss.filt	Dissolved / filtered sample.
tot.unfilt	Total / unfiltered sample.
*	Subcontracted test.
**	% recovery of the surrogate standard to check the efficiency of the method. The results of individual compounds within samples aren't corrected for the recovery
(F)	Trigger breach confirmed
1-5&+§@	Sample deviation (see appendix)

Component	LOD/Units	Method	Customer Sample Ref.	IP 248	IP 248	IP 248	IP 249	IP 249	IP 249
			Depth (m)	0.50	1.50	2.50	0.50	1.50	2.50
			Sample Type	Soil/Solid	Soil/Solid	Soil/Solid	Soil/Solid	Soil/Solid	Soil/Solid
			Date Sampled	15/07/2014	15/07/2014	15/07/2014	15/07/2014	15/07/2014	15/07/2014
			Sample Time	.	.	.	.	.	.
			Date Received	18/07/2014	18/07/2014	18/07/2014	18/07/2014	18/07/2014	18/07/2014
			SDG Ref	140718-13	140718-13	140718-13	140718-13	140718-13	140718-13
			Lab Sample No.(s)	9639626	9639633	9639642	9639597	9639606	9639615
			AGS Reference						
Naphthalene-d8 % recovery**	%	TM218		101	95	97	95.4	96.2	101
Acenaphthene-d10 % recovery**	%	TM218		98.6	93.6	96	100	95.4	105
Phenanthrene-d10 % recovery**	%	TM218		97.7	91.6	93.1	100	93.1	105
Chrysene-d12 % recovery**	%	TM218		90.2	79	80.3	98.3	87.8	97.7
Perylene-d12 % recovery**	%	TM218		92.6	71.3	73.1	98.1	83.1	86.8
Naphthalene	<9 µg/kg	TM218		<9 M	<9 M	30.4 M	<9 M	<9 M	103 M
Acenaphthylene	<12 µg/kg	TM218		<12 M	<12 M	<12 M	<12 M	<12 M	<12 M
Acenaphthene	<8 µg/kg	TM218		<8 M	<8 M	<8 M	<8 M	<8 M	19.4 M
Fluorene	<10 µg/kg	TM218		<10 M	<10 M	<10 M	<10 M	<10 M	49.4 M
Phenanthrene	<15 µg/kg	TM218		80.4 M	75.7 M	230 M	35.2 M	44.7 M	666 M
Anthracene	<16 µg/kg	TM218		<16 M	<16 M	<16 M	<16 M	<16 M	26.6 M
Fluoranthene	<17 µg/kg	TM218		49 M	25.3 M	<17 M	23.6 M	<17 M	50.8 M
Pyrene	<15 µg/kg	TM218		35.7 M	17.9 M	<15 M	<15 M	<15 M	<15 M
Benz(a)anthracene	<14 µg/kg	TM218		<14 M	<14 M	<14 M	27.2 M	<14 M	<14 M
Chrysene	<10 µg/kg	TM218		41.5 M	44.2 M	83.5 M	24.2 M	25.4 M	301 M
Benzo(b)fluoranthene	<15 µg/kg	TM218		59.8 M	37.2 M	47.6 M	37.8 M	23.7 M	158 M
Benzo(k)fluoranthene	<14 µg/kg	TM218		<14 M	<14 M	<14 M	<14 M	<14 M	<14 M
Benzo(a)pyrene	<15 µg/kg	TM218		21.6 M	<15 M	<15 M	<15 M	<15 M	<15 M
Indeno(1,2,3-cd)pyrene	<18 µg/kg	TM218		<18 M	<18 M	<18 M	<18 M	<18 M	<18 M
Dibenzo(a,h)anthracene	<23 µg/kg	TM218		<23 M	<23 M	<23 M	<23 M	<23 M	<23 M
Benzo(g,h,i)perylene	<24 µg/kg	TM218		<24 M	<24 M	<24 M	<24 M	<24 M	<24 M
PAH, Total Detected USEPA 16	<118 µg/kg	TM218		288	200	392	148	<118	1370

CERTIFICATE OF ANALYSIS

SDG:	140718-13	**Location:**	Coed Darcy	**Order Number:**	CD0748
Job:	H_ATKINS_LDC-224	**Customer:**	Atkins Global Ltd	**Report Number:**	289703
Client Reference:	Site Wide Trial Pitting	**Attention:**	Jack Lowrie	**Superseded Report:**	280169

PAH by GCMS

Results Legend

#	ISO17025 accredited.
M	*m*CERTS accredited.
aq	Aqueous / settled sample.
diss.filt	Dissolved / filtered sample.
tot.unfilt	Total / unfiltered sample.
*	Subcontracted test.
**	% recovery of the surrogate standard to check the efficiency of the method. The results of individual compounds within samples aren't corrected for the recovery
(F)	Trigger breach confirmed
1-5&+§@	Sample deviation (see appendix)

Component	LOD/Units	Method	Customer Sample Ref.	IP 250	IP 250	IP 278	IP 278	IP 465	IP 465
			Depth (m)	0.50	1.50	0.50	1.50	0.50	1.50
			Sample Type	Soil/Solid	Soil/Solid	Soil/Solid	Soil/Solid	Soil/Solid	Soil/Solid
			Date Sampled	15/07/2014	15/07/2014	15/07/2014	15/07/2014	15/07/2014	15/07/2014
			Sample Time	.	.	.	.	.	.
			Date Received	18/07/2014	18/07/2014	18/07/2014	18/07/2014	18/07/2014	18/07/2014
			SDG Ref	140718-13	140718-13	140718-13	140718-13	140718-13	140718-13
			Lab Sample No.(s)	9639667	9639685	9640119	9640133	9640325	9640382
			AGS Reference						
Naphthalene-d8 % recovery**	%	TM218		108	110	125	111	94.8	93.7
Acenaphthene-d10 % recovery**	%	TM218		107	109	130	111	93.4	95
Phenanthrene-d10 % recovery**	%	TM218		105	106	129	108	92.2	93.1
Chrysene-d12 % recovery**	%	TM218		94.4	95.1	124	96.4	84.3	73.8
Perylene-d12 % recovery**	%	TM218		92.4	96.8	125	97.8	83.7	74.7
Naphthalene	<9 µg/kg	TM218		<9 M	10.8 M	66.4 M	120 M	10.8 M	10.5 M
Acenaphthylene	<12 µg/kg	TM218		<12 M	<12 M	<12 M	<12 M	<12 M	<12 M
Acenaphthene	<8 µg/kg	TM218		<8 M	<8 M	<8 M	<8 M	<8 M	<8 M
Fluorene	<10 µg/kg	TM218		<10 M	<10 M	<10 M	<10 M	<10 M	<10 M
Phenanthrene	<15 µg/kg	TM218		93 M	127 M	259 M	492 M	103 M	120 M
Anthracene	<16 µg/kg	TM218		<16 M	<16 M	<16 M	<16 M	<16 M	<16 M
Fluoranthene	<17 µg/kg	TM218		31.8 M	62.7 M	57.9 M	115 M	<17 M	<17 M
Pyrene	<15 µg/kg	TM218		19.4 M	44.9 M	35.6 M	72.1 M	<15 M	<15 M
Benz(a)anthracene	<14 µg/kg	TM218		19.7 M	27.5 M	42.7 M	59.7 M	18 M	<14 M
Chrysene	<10 µg/kg	TM218		53.7 M	85 M	108 M	232 M	45.7 M	40.6 M
Benzo(b)fluoranthene	<15 µg/kg	TM218		51.3 M	97.6 M	114 M	206 M	34.2 M	26.5 M
Benzo(k)fluoranthene	<14 µg/kg	TM218		<14 M	20.2 M	17.8 M	33 M	<14 M	<14 M
Benzo(a)pyrene	<15 µg/kg	TM218		<15 M	30.6 M	<15 M	48.7 M	<15 M	<15 M
Indeno(1,2,3-cd)pyrene	<18 µg/kg	TM218		<18 M	24 M	32 M	36.8 M	<18 M	<18 M
Dibenzo(a,h)anthracene	<23 µg/kg	TM218		<23 M	<23 M	<23 M	30.8 M	<23 M	<23 M
Benzo(g,h,i)perylene	<24 µg/kg	TM218		<24 M	32.3 M	53.1 M	45.6 M	<24 M	<24 M
PAH, Total Detected USEPA 16	<118 µg/kg	TM218		269	563	786	1490	211	197

CERTIFICATE OF ANALYSIS

SDG:	140718-13	**Location:**	Coed Darcy	**Order Number:**	CD0748
Job:	H_ATKINS_LDC-224	**Customer:**	Atkins Global Ltd	**Report Number:**	289703
Client Reference:	Site Wide Trial Pitting	**Attention:**	Jack Lowrie	**Superseded Report:**	280169

PAH by GCMS

Results Legend

#	ISO17025 accredited.
M	*m*CERTS accredited.
aq	Aqueous / settled sample.
diss.filt	Dissolved / filtered sample.
tot.unfilt	Total / unfiltered sample.
*	Subcontracted test.
**	% recovery of the surrogate standard to check the efficiency of the method. The results of individual compounds within samples aren't corrected for the recovery
(F)	Trigger breach confirmed
1-5&+§@	Sample deviation (see appendix)

Component	LOD/Units	Method	Customer Sample Ref.	IP 474	IP 474	IP 480	IP 480	IP 493	IP 493
			Depth (m)	0.50	2.50	1.00	2.00	0.50	1.50
			Sample Type	Soil/Solid	Soil/Solid	Soil/Solid	Soil/Solid	Soil/Solid	Soil/Solid
			Date Sampled	15/07/2014	15/07/2014	15/07/2014	15/07/2014	15/07/2014	15/07/2014
			Sample Time	.	.	.	.	.	.
			Date Received	18/07/2014	18/07/2014	18/07/2014	18/07/2014	18/07/2014	18/07/2014
			SDG Ref	140718-13	140718-13	140718-13	140718-13	140718-13	140718-13
			Lab Sample No.(s)	9639964	9640107	9640219	9640276	9640204	9640211
			AGS Reference						
Naphthalene-d8 % recovery**	%	TM218		94.9	94	97.4	93.5	94	94.8
Acenaphthene-d10 % recovery**	%	TM218		93.5	94	96.2	94.5	93.1	95.1
Phenanthrene-d10 % recovery**	%	TM218		92.6	91.1	95.2	92.4	92.5	92
Chrysene-d12 % recovery**	%	TM218		85.2	72.9	88.5	72.8	87.4	73.9
Perylene-d12 % recovery**	%	TM218		85.9	73.8	91.5	73.2	91	74
Naphthalene	<9 µg/kg	TM218		<9 M	<9 M	11.1 M	<9 M	36.2 M	<9 M
Acenaphthylene	<12 µg/kg	TM218		<12 M	<12 M	<12 M	<12 M	<12 M	<12 M
Acenaphthene	<8 µg/kg	TM218		<8 M	<8 M	<8 M	<8 M	15.5 M	<8 M
Fluorene	<10 µg/kg	TM218		<10 M	<10 M	<10 M	<10 M	16.2 M	<10 M
Phenanthrene	<15 µg/kg	TM218		80.6 M	64.5 M	105 M	187 M	224 M	33.3 M
Anthracene	<16 µg/kg	TM218		<16 M	<16 M	<16 M	<16 M	26.3 M	<16 M
Fluoranthene	<17 µg/kg	TM218		<17 M	<17 M	53.4 M	24.2 M	370 M	<17 M
Pyrene	<15 µg/kg	TM218		<15 M	<15 M	36.5 M	<15 M	281 M	<15 M
Benz(a)anthracene	<14 µg/kg	TM218		21.4 M	<14 M	24.2 M	<14 M	191 M	20.7 M
Chrysene	<10 µg/kg	TM218		41.3 M	26.3 M	72.3 M	55.6 M	232 M	12.3 M
Benzo(b)fluoranthene	<15 µg/kg	TM218		27.7 M	19 M	71.9 M	40.3 M	342 M	<15 M
Benzo(k)fluoranthene	<14 µg/kg	TM218		<14 M	<14 M	19.4 M	<14 M	125 M	<14 M
Benzo(a)pyrene	<15 µg/kg	TM218		<15 M	<15 M	22.5 M	<15 M	199 M	<15 M
Indeno(1,2,3-cd)pyrene	<18 µg/kg	TM218		<18 M	<18 M	<18 M	<18 M	131 M	<18 M
Dibenzo(a,h)anthracene	<23 µg/kg	TM218		<23 M	<23 M	<23 M	<23 M	48 M	<23 M
Benzo(g,h,i)perylene	<24 µg/kg	TM218		<24 M	<24 M	<24 M	<24 M	166 M	<24 M
PAH, Total Detected USEPA 16	<118 µg/kg	TM218		171	<118	416	308	2400	<118

CERTIFICATE OF ANALYSIS

SDG:	140718-13	**Location:**	Coed Darcy	**Order Number:**	CD0748
Job:	H_ATKINS_LDC-224	**Customer:**	Atkins Global Ltd	**Report Number:**	289703
Client Reference:	Site Wide Trial Pitting	**Attention:**	Jack Lowrie	**Superseded Report:**	280169

PAH by GCMS

Results Legend

#	ISO17025 accredited.
M	*m*CERTS accredited.
aq	Aqueous / settled sample.
diss.filt	Dissolved / filtered sample.
tot.unfilt	Total / unfiltered sample.
*	Subcontracted test.
**	% recovery of the surrogate standard to check the efficiency of the method. The results of individual compounds within samples aren't corrected for the recovery
(F)	Trigger breach confirmed
1-5&+§@	Sample deviation (see appendix)

Component	LOD/Units	Method	Customer Sample Ref.	IP 493	IP 493	IP 494	IP 494	IP 501	IP 501
			Depth (m)	2.00	3.00	1.00	2.50	0.50	1.50
			Sample Type	Soil/Solid	Soil/Solid	Soil/Solid	Soil/Solid	Soil/Solid	Soil/Solid
			Date Sampled	15/07/2014	15/07/2014	15/07/2014	15/07/2014	15/07/2014	15/07/2014
			Sample Time	.	.	.	.	.	.
			Date Received	18/07/2014	18/07/2014	18/07/2014	18/07/2014	18/07/2014	18/07/2014
			SDG Ref	140718-13	140718-13	140718-13	140718-13	140718-13	140718-13
			Lab Sample No.(s)	9640225	9640229	9639363	9639823	9640146	9640159
			AGS Reference						
Naphthalene-d8 % recovery**	%	TM218		99.1	90.8	100	92.7	100	100
Acenaphthene-d10 % recovery**	%	TM218		99.5	96.7	97.3	99.2	93.4	93.3
Phenanthrene-d10 % recovery**	%	TM218		97	94	96.7	95.4	93.1	92.9
Chrysene-d12 % recovery**	%	TM218		93.3	76.1	90.4	81.6	92.5	93.2
Perylene-d12 % recovery**	%	TM218		97.2	77.3	94.3	85.1	101	101
Naphthalene	<9 µg/kg	TM218		167 M	376 #	24.7 M	561 M	29.7 M	38.2 M
Acenaphthylene	<12 µg/kg	TM218		32.8 M	59.8 #	20.1 M	44.6 M	17.1 M	60.9 M
Acenaphthene	<8 µg/kg	TM218		96.9 M	167 #	<8 M	291 M	43.5 M	19.5 M
Fluorene	<10 µg/kg	TM218		117 M	151 #	<10 M	177 M	36.9 M	19.3 M
Phenanthrene	<15 µg/kg	TM218		126 M	194 #	149 M	78.3 M	357 M	199 M
Anthracene	<16 µg/kg	TM218		<16 M	<16 #	39.2 M	<16 M	47.9 M	38.4 M
Fluoranthene	<17 µg/kg	TM218		<17 M	<17 #	323 M	23.5 M	664 M	446 M
Pyrene	<15 µg/kg	TM218		<15 M	<15 #	258 M	18.5 M	511 M	340 M
Benz(a)anthracene	<14 µg/kg	TM218		<14 M	<14 #	155 M	<14 M	376 M	248 M
Chrysene	<10 µg/kg	TM218		33.9 M	50.2 #	246 M	25.4 M	468 M	290 M
Benzo(b)fluoranthene	<15 µg/kg	TM218		26.8 M	29.1 #	461 M	19 M	815 M	545 M
Benzo(k)fluoranthene	<14 µg/kg	TM218		<14 M	<14 #	139 M	<14 M	272 M	177 M
Benzo(a)pyrene	<15 µg/kg	TM218		<15 M	<15 #	277 M	<15 M	494 M	355 M
Indeno(1,2,3-cd)pyrene	<18 µg/kg	TM218		<18 M	<18 #	182 M	<18 M	322 M	259 M
Dibenzo(a,h)anthracene	<23 µg/kg	TM218		<23 M	<23 #	72.2 M	<23 M	112 M	79.5 M
Benzo(g,h,i)perylene	<24 µg/kg	TM218		<24 M	<24 #	199 M	<24 M	415 M	346 M
PAH, Total Detected USEPA 16	<118 µg/kg	TM218		601	1030	2550	1240	4980	3460

CERTIFICATE OF ANALYSIS

SDG:	140718-13	**Location:**	Coed Darcy	**Order Number:**	CD0748
Job:	H_ATKINS_LDC-224	**Customer:**	Atkins Global Ltd	**Report Number:**	289703
Client Reference:	Site Wide Trial Pitting	**Attention:**	Jack Lowrie	**Superseded Report:**	280169

PAH by GCMS

Results Legend

#	ISO17025 accredited.
M	*m*CERTS accredited.
aq	Aqueous / settled sample.
diss.filt	Dissolved / filtered sample.
tot.unfilt	Total / unfiltered sample.
*	Subcontracted test.
**	% recovery of the surrogate standard to check the efficiency of the method. The results of individual compounds within samples aren't corrected for the recovery
(F)	Trigger breach confirmed
1-5&+§@	Sample deviation (see appendix)

Component	LOD/Units	Method	Customer Sample Ref.	IP 501	IP 503	IP 503	IP 503	IP 522	IP 522
			Depth (m)	3.50	0.50	1.50	3.50	0.50	1.50
			Sample Type	Soil/Solid	Soil/Solid	Soil/Solid	Soil/Solid	Soil/Solid	Soil/Solid
			Date Sampled	15/07/2014	15/07/2014	15/07/2014	15/07/2014	15/07/2014	15/07/2014
			Sample Time	.	.	.	.	.	.
			Date Received	18/07/2014	18/07/2014	18/07/2014	18/07/2014	18/07/2014	18/07/2014
			SDG Ref	140718-13	140718-13	140718-13	140718-13	140718-13	140718-13
			Lab Sample No.(s)	9640170	9640441	9639376	9639467	9639576	9639675
			AGS Reference						
Naphthalene-d8 % recovery**	%	TM218		97.8	107	96.2	97.3	94	98.6
Acenaphthene-d10 % recovery**	%	TM218		102	107	97.1	101	93.8	100
Phenanthrene-d10 % recovery**	%	TM218		100	106	95.4	101	92.5	97.6
Chrysene-d12 % recovery**	%	TM218		91.9	97	93.9	93.7	86.6	93.1
Perylene-d12 % recovery**	%	TM218		96.5	104	87.6	85	89.9	83.2
Naphthalene	<9 µg/kg	TM218		<9 M	33.5 M	<9 M	<9 M	58.6 M	15.2 M
Acenaphthylene	<12 µg/kg	TM218		<12 M	<12 M	<12 M	<12 M	<12 M	<12 M
Acenaphthene	<8 µg/kg	TM218		<8 M	<8 M	22.9 M	<8 M	11.4 M	<8 M
Fluorene	<10 µg/kg	TM218		<10 M	<10 M	<10 M	<10 M	21.6 M	<10 M
Phenanthrene	<15 µg/kg	TM218		<15 M	260 M	<15 M	54.3 M	180 M	30.8 M
Anthracene	<16 µg/kg	TM218		<16 M	22.2 M	<16 M	<16 M	<16 M	<16 M
Fluoranthene	<17 µg/kg	TM218		<17 M	164 M	<17 M	<17 M	186 M	22.4 M
Pyrene	<15 µg/kg	TM218		<15 M	112 M	<15 M	<15 M	130 M	<15 M
Benz(a)anthracene	<14 µg/kg	TM218		<14 M	72.8 M	<14 M	<14 M	99.9 M	<14 M
Chrysene	<10 µg/kg	TM218		<10 M	159 M	15.3 M	23.4 M	153 M	28.6 M
Benzo(b)fluoranthene	<15 µg/kg	TM218		<15 M	191 M	<15 M	17.4 M	218 M	42.3 M
Benzo(k)fluoranthene	<14 µg/kg	TM218		<14 M	43.6 M	<14 M	<14 M	73.9 M	<14 M
Benzo(a)pyrene	<15 µg/kg	TM218		<15 M	75.1 M	<15 M	<15 M	120 M	<15 M
Indeno(1,2,3-cd)pyrene	<18 µg/kg	TM218		<18 M	45 M	<18 M	<18 M	119 M	<18 M
Dibenzo(a,h)anthracene	<23 µg/kg	TM218		<23 M	<23 M	<23 M	<23 M	38 M	<23 M
Benzo(g,h,i)perylene	<24 µg/kg	TM218		<24 M	55.8 M	<24 M	<24 M	156 M	<24 M
PAH, Total Detected USEPA 16	<118 µg/kg	TM218		<118	1230	<118	<118	1560	139

CERTIFICATE OF ANALYSIS

SDG:	140718-13	**Location:**	Coed Darcy	**Order Number:**	CD0748
Job:	H_ATKINS_LDC-224	**Customer:**	Atkins Global Ltd	**Report Number:**	289703
Client Reference:	Site Wide Trial Pitting	**Attention:**	Jack Lowrie	**Superseded Report:**	280169

PAH by GCMS

Results Legend	
#	ISO17025 accredited.
M	*m*CERTS accredited.
aq	Aqueous / settled sample.
diss.filt	Dissolved / filtered sample.
tot.unfilt	Total / unfiltered sample.
*	Subcontracted test.
**	% recovery of the surrogate standard to check the efficiency of the method. The results of individual compounds within samples aren't corrected for the recovery
(F)	Trigger breach confirmed
1-5&+§@	Sample deviation (see appendix)

Component	LOD/Units	Method	Customer Sample Ref.	IP 522	IP 525	IP 525	IP 525	IP 551	IP 551
			Depth (m)	3.00	2.00	3.00	4.00	0.20	1.00
			Sample Type	Soil/Solid	Soil/Solid	Soil/Solid	Soil/Solid	Soil/Solid	Soil/Solid
			Date Sampled	15/07/2014	15/07/2014	15/07/2014	15/07/2014	15/07/2014	15/07/2014
			Sample Time	.	.	.	.	.	.
			Date Received	18/07/2014	18/07/2014	18/07/2014	18/07/2014	18/07/2014	18/07/2014
			SDG Ref	140718-13	140718-13	140718-13	140718-13	140718-13	140718-13
			Lab Sample No.(s)	9639749	9640178	9640188	9640196	9640233	9640237
			AGS Reference						
Naphthalene-d8 % recovery**	%	TM218		108	101	105	109	96.2	100
Acenaphthene-d10 % recovery**	%	TM218		108	98.9	102	106	96.5	101
Phenanthrene-d10 % recovery**	%	TM218		105	96.1	99.1	104	96.2	100
Chrysene-d12 % recovery**	%	TM218		95	83.6	87.2	101	97.3	93.8
Perylene-d12 % recovery**	%	TM218		98.7	85.6	85.7	108	104	97.5
Naphthalene	<9 µg/kg	TM218		<9 M	62.6 M	<9 M	<9 #	103 M	87.9 M
Acenaphthylene	<12 µg/kg	TM218		<12 M	<12 M	<12 M	<12 #	43.6 M	28.6 M
Acenaphthene	<8 µg/kg	TM218		9.9 M	<8 M	<8 M	<8 #	677 M	86.4 M
Fluorene	<10 µg/kg	TM218		18.1 M	<10 M	<10 M	<10 #	611 M	408 M
Phenanthrene	<15 µg/kg	TM218		42.3 M	139 M	<15 M	30.3 #	3870 M	472 M
Anthracene	<16 µg/kg	TM218		<16 M	<16 M	<16 M	<16 #	1090 M	96 M
Fluoranthene	<17 µg/kg	TM218		<17 M	196 M	<17 M	<17 #	7740 M	43.2 M
Pyrene	<15 µg/kg	TM218		<15 M	141 M	<15 M	<15 #	5530 M	57.6 M
Benz(a)anthracene	<14 µg/kg	TM218		<14 M	114 M	<14 M	<14 #	5360 M	<14 M
Chrysene	<10 µg/kg	TM218		14.2 M	127 M	<10 M	<10 #	4140 M	37.5 M
Benzo(b)fluoranthene	<15 µg/kg	TM218		<15 M	201 M	<15 M	<15 #	6830 M	57.8 M
Benzo(k)fluoranthene	<14 µg/kg	TM218		<14 M	53.5 M	<14 M	<14 #	2480 M	<14 M
Benzo(a)pyrene	<15 µg/kg	TM218		<15 M	107 M	<15 M	<15 #	4980 M	28.3 M
Indeno(1,2,3-cd)pyrene	<18 µg/kg	TM218		<18 M	81.4 M	<18 M	<18 #	2400 M	24.5 M
Dibenzo(a,h)anthracene	<23 µg/kg	TM218		<23 M	31.6 M	<23 M	<23 #	1020 M	<23 M
Benzo(g,h,i)perylene	<24 µg/kg	TM218		<24 M	95.6 M	<24 M	<24 #	2750 M	30.4 M
PAH, Total Detected USEPA 16	<118 µg/kg	TM218		<118	1350	<118	<118	49700	1460

CERTIFICATE OF ANALYSIS

SDG:	140718-13	**Location:**	Coed Darcy	**Order Number:**	CD0748
Job:	H_ATKINS_LDC-224	**Customer:**	Atkins Global Ltd	**Report Number:**	289703
Client Reference:	Site Wide Trial Pitting	**Attention:**	Jack Lowrie	**Superseded Report:**	280169

PAH by GCMS

Results Legend

#	ISO17025 accredited.
M	*m*CERTS accredited.
aq	Aqueous / settled sample.
diss.filt	Dissolved / filtered sample.
tot.unfilt	Total / unfiltered sample.
*	Subcontracted test.
**	% recovery of the surrogate standard to check the efficiency of the method. The results of individual compounds within samples aren't corrected for the recovery
(F)	Trigger breach confirmed
1-5&+§@	Sample deviation (see appendix)

Component	LOD/Units	Method	Customer Sample Ref.	IP 551	IP 764	IP 764	IP 764	IP 764	IP 764
			Depth (m)	3.00	1.00	1.45	2.00	3.00	4.00
			Sample Type	Soil/Solid	Soil/Solid	Soil/Solid	Soil/Solid	Soil/Solid	Soil/Solid
			Date Sampled	15/07/2014	15/07/2014	15/07/2014	15/07/2014	15/07/2014	15/07/2014
			Sample Time	.	.	.	.	.	.
			Date Received	18/07/2014	18/07/2014	18/07/2014	18/07/2014	18/07/2014	18/07/2014
			SDG Ref	140718-13	140718-13	140718-13	140718-13	140718-13	140718-13
			Lab Sample No.(s)	9640244	9640292	9640297	9640301	9640305	9640309
			AGS Reference						
Naphthalene-d8 % recovery**	%	TM218		93.2	109	126	114	110	108
Acenaphthene-d10 % recovery**	%	TM218		97.6	113	112	105	108	107
Phenanthrene-d10 % recovery**	%	TM218		96.9	112	110	98.1	106	105
Chrysene-d12 % recovery**	%	TM218		78.9	107	106	87.7	94.3	93.5
Perylene-d12 % recovery**	%	TM218		79.2	116	114	88.5	94.2	94.5
Naphthalene	<9 µg/kg	TM218		166 #	103 M	<9 M	<9 M	<9 M	<9 M
Acenaphthylene	<12 µg/kg	TM218		24.4 #	26.8 M	130 M	<12 M	<12 M	<12 M
Acenaphthene	<8 µg/kg	TM218		98.1 #	30.4 M	1200 M	<8 M	<8 M	<8 M
Fluorene	<10 µg/kg	TM218		173 #	28.5 M	1380 M	<10 M	<10 M	<10 M
Phenanthrene	<15 µg/kg	TM218		327 #	479 M	2660 M	39.1 M	20.6 M	43.9 M
Anthracene	<16 µg/kg	TM218		65.3 #	67.8 M	1190 M	<16 M	<16 M	<16 M
Fluoranthene	<17 µg/kg	TM218		<17 #	1000 M	3900 M	79.1 M	<17 M	<17 M
Pyrene	<15 µg/kg	TM218		<15 #	756 M	3140 M	64.8 M	<15 M	<15 M
Benz(a)anthracene	<14 µg/kg	TM218		19.5 #	581 M	1970 M	38.2 M	<14 M	<14 M
Chrysene	<10 µg/kg	TM218		23.4 #	803 M	1760 M	48.2 M	16.5 M	13.4 M
Benzo(b)fluoranthene	<15 µg/kg	TM218		<15 #	1610 M	2820 M	63 M	<15 M	<15 M
Benzo(k)fluoranthene	<14 µg/kg	TM218		<14 #	554 M	899 M	<14 M	<14 M	<14 M
Benzo(a)pyrene	<15 µg/kg	TM218		<15 #	880 M	1910 M	46.5 M	<15 M	<15 M
Indeno(1,2,3-cd)pyrene	<18 µg/kg	TM218		<18 #	701 M	1210 M	<18 M	<18 M	<18 M
Dibenzo(a,h)anthracene	<23 µg/kg	TM218		<23 #	261 M	457 M	<23 M	<23 M	<23 M
Benzo(g,h,i)perylene	<24 µg/kg	TM218		<24 #	845 M	1460 M	<24 M	<24 M	<24 M
PAH, Total Detected USEPA 16	<118 µg/kg	TM218		896	8730	26100	379	<118	<118

CERTIFICATE OF ANALYSIS

SDG:	140718-13	**Location:**	Coed Darcy	**Order Number:**	CD0748
Job:	H_ATKINS_LDC-224	**Customer:**	Atkins Global Ltd	**Report Number:**	289703
Client Reference:	Site Wide Trial Pitting	**Attention:**	Jack Lowrie	**Superseded Report:**	280169

PAH by GCMS

Results Legend

#	ISO17025 accredited.
M	*m*CERTS accredited.
aq	Aqueous / settled sample.
diss.filt	Dissolved / filtered sample.
tot.unfilt	Total / unfiltered sample.
*	Subcontracted test.
**	% recovery of the surrogate standard to check the efficiency of the method. The results of individual compounds within samples aren't corrected for the recovery
(F)	Trigger breach confirmed
1-5&+§@	Sample deviation (see appendix)

Component	LOD/Units	Method	Customer Sample Ref.	IP 765	IP 765	IP 765	IP 768	IP 768	IP 768
			Depth (m)	0.50	1.50	2.50	0.50	1.50	2.50
			Sample Type	Soil/Solid	Soil/Solid	Soil/Solid	Soil/Solid	Soil/Solid	Soil/Solid
			Date Sampled	15/07/2014	15/07/2014	15/07/2014	15/07/2014	15/07/2014	15/07/2014
			Sample Time	.	.	.	.	.	.
			Date Received	18/07/2014	18/07/2014	18/07/2014	18/07/2014	18/07/2014	18/07/2014
			SDG Ref	140718-13	140718-13	140718-13	140718-13	140718-13	140718-13
			Lab Sample No.(s)	9640270	9640280	9640287	9640248	9640254	9640259
			AGS Reference						
Naphthalene-d8 % recovery**	%	TM218		91.3	174	96.7	100	100	155
Acenaphthene-d10 % recovery**	%	TM218		89.2	171	97.5	97.6	100	150
Phenanthrene-d10 % recovery**	%	TM218		88.7	165	93.4	97.7	99	143
Chrysene-d12 % recovery**	%	TM218		83.8	163	73.4	90.9	102	128
Perylene-d12 % recovery**	%	TM218		86.5	180	74.9	93.6	98	132
Naphthalene	<9 µg/kg	TM218		51.9 M	<9 M	14.8 M	36.4 M	60.2 M	<9 M
Acenaphthylene	<12 µg/kg	TM218		<24 M	<12 M	<12 M	<12 M	<12 M	<12 M
Acenaphthene	<8 µg/kg	TM218		30.1 M	<8 M	<8 M	9.94 M	203 M	<8 M
Fluorene	<10 µg/kg	TM218		24.2 M	<10 M	<10 M	20.7 M	301 M	<10 M
Phenanthrene	<15 µg/kg	TM218		271 M	<15 M	41.9 M	408 M	1380 M	<15 M
Anthracene	<16 µg/kg	TM218		69 M	<16 M	<16 M	41.4 M	224 M	<16 M
Fluoranthene	<17 µg/kg	TM218		607 M	<17 M	<17 M	262 M	1590 M	<17 M
Pyrene	<15 µg/kg	TM218		491 M	<15 M	<15 M	187 M	1100 M	<15 M
Benz(a)anthracene	<14 µg/kg	TM218		400 M	<14 M	<14 M	158 M	878 M	<14 M
Chrysene	<10 µg/kg	TM218		537 M	<10 M	<10 M	298 M	1040 M	<10 M
Benzo(b)fluoranthene	<15 µg/kg	TM218		937 M	<15 M	<15 M	356 M	1030 M	<15 M
Benzo(k)fluoranthene	<14 µg/kg	TM218		297 M	<14 M	<14 M	95.1 M	549 M	<14 M
Benzo(a)pyrene	<15 µg/kg	TM218		568 M	<15 M	<15 M	147 M	774 M	<15 M
Indeno(1,2,3-cd)pyrene	<18 µg/kg	TM218		417 M	<18 M	<18 M	128 M	471 M	<18 M
Dibenzo(a,h)anthracene	<23 µg/kg	TM218		145 M	<23 M	<23 M	55.9 M	182 M	<23 M
Benzo(g,h,i)perylene	<24 µg/kg	TM218		550 M	<24 M	<24 M	159 M	514 M	<24 M
PAH, Total Detected USEPA 16	<118 µg/kg	TM218		5400	<118	<118	2360	10300	<118

CERTIFICATE OF ANALYSIS

SDG:	140718-13	**Location:**	Coed Darcy	**Order Number:**	CD0748
Job:	H_ATKINS_LDC-224	**Customer:**	Atkins Global Ltd	**Report Number:**	289703
Client Reference:	Site Wide Trial Pitting	**Attention:**	Jack Lowrie	**Superseded Report:**	280169

PAH by GCMS

Results Legend

#	ISO17025 accredited.
M	*m*CERTS accredited.
aq	Aqueous / settled sample.
diss.filt	Dissolved / filtered sample.
tot.unfilt	Total / unfiltered sample.
*	Subcontracted test.
**	% recovery of the surrogate standard to check the efficiency of the method. The results of individual compounds within samples aren't corrected for the recovery
(F)	Trigger breach confirmed
1-5&+§@	Sample deviation (see appendix)

Component	LOD/Units	Method	Customer Sample Ref.	IP 768	IP 769	IP 769	IP 769	IP 769	IP 846
			Depth (m)	3.50	0.50	1.00	1.50	3.00	1.00
			Sample Type	Soil/Solid	Soil/Solid	Soil/Solid	Soil/Solid	Soil/Solid	Soil/Solid
			Date Sampled	15/07/2014	15/07/2014	15/07/2014	15/07/2014	15/07/2014	15/07/2014
			Sample Time	.	.	.	.	.	.
			Date Received	18/07/2014	18/07/2014	18/07/2014	18/07/2014	18/07/2014	18/07/2014
			SDG Ref	140718-13	140718-13	140718-13	140718-13	140718-13	140718-13
			Lab Sample No.(s)	9640264	9640313	9640318	9640321	9640331	9640338
			AGS Reference						
Naphthalene-d8 % recovery**	%	TM218		97.3	101	110	117	109	114
Acenaphthene-d10 % recovery**	%	TM218		96.3	99.9	111	113	107	117
Phenanthrene-d10 % recovery**	%	TM218		93.4	99.2	108	108	106	116
Chrysene-d12 % recovery**	%	TM218		89.6	89.9	97.5	103	96.5	109
Perylene-d12 % recovery**	%	TM218		83.2	94.4	102	101	101	115
Naphthalene	<9 µg/kg	TM218		<9 M	96.3 M	1920 M	<9 M	<9 M	362 M
Acenaphthylene	<12 µg/kg	TM218		<12 M	16.1 M	<12 M	<12 M	<12 M	79.4 M
Acenaphthene	<8 µg/kg	TM218		<8 M	40.5 M	1380 M	<8 M	<8 M	45.9 M
Fluorene	<10 µg/kg	TM218		<10 M	69.9 M	1530 M	<10 M	<10 M	43.4 M
Phenanthrene	<15 µg/kg	TM218		46.1 M	469 M	366 M	<15 M	41.1 M	764 M
Anthracene	<16 µg/kg	TM218		<16 M	79 M	70.2 M	<16 M	<16 M	125 M
Fluoranthene	<17 µg/kg	TM218		<17 M	848 M	159 M	<17 M	<17 M	1640 M
Pyrene	<15 µg/kg	TM218		<15 M	645 M	114 M	<15 M	<15 M	1190 M
Benz(a)anthracene	<14 µg/kg	TM218		<14 M	503 M	<14 M	<14 M	<14 M	795 M
Chrysene	<10 µg/kg	TM218		22.9 M	597 M	<10 M	<10 M	34.5 M	930 M
Benzo(b)fluoranthene	<15 µg/kg	TM218		<15 M	912 M	81.2 M	<15 M	21.7 M	2010 M
Benzo(k)fluoranthene	<14 µg/kg	TM218		<14 M	361 M	<14 M	<14 M	<14 M	521 M
Benzo(a)pyrene	<15 µg/kg	TM218		<15 M	580 M	<15 M	<15 M	<15 M	1070 M
Indeno(1,2,3-cd)pyrene	<18 µg/kg	TM218		<18 M	420 M	53.3 M	<18 M	<18 M	747 M
Dibenzo(a,h)anthracene	<23 µg/kg	TM218		<23 M	163 M	<23 M	<23 M	<23 M	261 M
Benzo(g,h,i)perylene	<24 µg/kg	TM218		<24 M	497 M	83.9 M	<24 M	<24 M	886 M
PAH, Total Detected USEPA 16	<118 µg/kg	TM218		<118	6300	5760	<118	<118	11500

CERTIFICATE OF ANALYSIS

SDG:	140718-13	**Location:**	Coed Darcy	**Order Number:**	CD0748
Job:	H_ATKINS_LDC-224	**Customer:**	Atkins Global Ltd	**Report Number:**	289703
Client Reference:	Site Wide Trial Pitting	**Attention:**	Jack Lowrie	**Superseded Report:**	280169

PAH by GCMS

Results Legend

#	ISO17025 accredited.
M	*m*CERTS accredited.
aq	Aqueous / settled sample.
diss.filt	Dissolved / filtered sample.
tot.unfilt	Total / unfiltered sample.
*	Subcontracted test.
**	% recovery of the surrogate standard to check the efficiency of the method. The results of individual compounds within samples aren't corrected for the recovery
(F)	Trigger breach confirmed
1-5&+§@	Sample deviation (see appendix)

Component	LOD/Units	Method	Customer Sample Ref.	IP 846	IP 846	TPE1061	TPE1675	TPE1675	TPE1675
			Depth (m)	1.30	3.30	0.50	0.50	1.50	2.50
			Sample Type	Soil/Solid	Soil/Solid	Soil/Solid	Soil/Solid	Soil/Solid	Soil/Solid
			Date Sampled	15/07/2014	15/07/2014	15/07/2014	15/07/2014	15/07/2014	15/07/2014
			Sample Time	.	.	.	.	.	.
			Date Received	18/07/2014	18/07/2014	18/07/2014	18/07/2014	18/07/2014	18/07/2014
			SDG Ref	140718-13	140718-13	140718-13	140718-13	140718-13	140718-13
			Lab Sample No.(s)	9640343	9640347	9640352	9640356	9640361	9640368
			AGS Reference						
Naphthalene-d8 % recovery**	%	TM218		138	110	94.8	95.6	100	107
Acenaphthene-d10 % recovery**	%	TM218		132	109	93.3	94.1	98.7	106
Phenanthrene-d10 % recovery**	%	TM218		124	107	92	92.7	96.5	105
Chrysene-d12 % recovery**	%	TM218		114	98.8	84.3	85.1	87.1	96.2
Perylene-d12 % recovery**	%	TM218		117	106	81.2	87.7	89.1	96.8
Naphthalene	<9 µg/kg	TM218		<9 M	<9 M	12.9 M	<9 M	10.8 M	<9 M
Acenaphthylene	<12 µg/kg	TM218		<12 M	<12 M	<12 M	<12 M	<12 M	<12 M
Acenaphthene	<8 µg/kg	TM218		<8 M	<8 M	<8 M	<8 M	<8 M	<8 M
Fluorene	<10 µg/kg	TM218		<10 M	<10 M	<10 M	<10 M	<10 M	<10 M
Phenanthrene	<15 µg/kg	TM218		92.5 M	38 M	261 M	106 M	161 M	667 M
Anthracene	<16 µg/kg	TM218		<16 M	<16 M	<16 M	<16 M	<16 M	<16 M
Fluoranthene	<17 µg/kg	TM218		<17 M	<17 M	21 M	24.1 M	34.8 M	92.8 M
Pyrene	<15 µg/kg	TM218		<15 M	<15 M	<15 M	<15 M	<15 M	34.9 M
Benz(a)anthracene	<14 µg/kg	TM218		<14 M	<14 M	<14 M	23.7 M	<14 M	<14 M
Chrysene	<10 µg/kg	TM218		<10 M	18.8 M	104 M	62.3 M	<10 M	352 M
Benzo(b)fluoranthene	<15 µg/kg	TM218		<15 M	17.7 M	72.8 M	48.5 M	83.8 M	209 M
Benzo(k)fluoranthene	<14 µg/kg	TM218		<14 M	<14 M	<14 M	<14 M	<14 M	<14 M
Benzo(a)pyrene	<15 µg/kg	TM218		<15 M	<15 M	<15 M	<15 M	<15 M	<15 M
Indeno(1,2,3-cd)pyrene	<18 µg/kg	TM218		<18 M	<18 M	<18 M	<18 M	<18 M	20 M
Dibenzo(a,h)anthracene	<23 µg/kg	TM218		<23 M	<23 M	<23 M	<23 M	<23 M	41.2 M
Benzo(g,h,i)perylene	<24 µg/kg	TM218		<24 M	<24 M	<24 M	<24 M	<24 M	29.1 M
PAH, Total Detected USEPA 16	<118 µg/kg	TM218		<118	<118	472	265	290	1450

CERTIFICATE OF ANALYSIS

SDG:	140718-13	**Location:**	Coed Darcy	**Order Number:**	CD0748
Job:	H_ATKINS_LDC-224	**Customer:**	Atkins Global Ltd	**Report Number:**	289703
Client Reference:	Site Wide Trial Pitting	**Attention:**	Jack Lowrie	**Superseded Report:**	280169

PAH by GCMS

Results Legend

#	ISO17025 accredited.
M	*m*CERTS accredited.
aq	Aqueous / settled sample.
diss.filt	Dissolved / filtered sample.
tot.unfilt	Total / unfiltered sample.
*	Subcontracted test.
**	% recovery of the surrogate standard to check the efficiency of the method. The results of individual compounds within samples aren't corrected for the recovery
(F)	Trigger breach confirmed
1-5&+§@	Sample deviation (see appendix)

Component	LOD/Units	Method	Customer Sample Ref.	TPE1675	TPE1678	TPE1678	TPE1678	TPE1679	TPE1679
			Depth (m)	3.50	0.50	1.50	2.50	0.50	1.50
			Sample Type	Soil/Solid	Soil/Solid	Soil/Solid	Soil/Solid	Soil/Solid	Soil/Solid
			Date Sampled	15/07/2014	15/07/2014	15/07/2014	15/07/2014	15/07/2014	15/07/2014
			Sample Time	.	.	.	.	.	.
			Date Received	18/07/2014	18/07/2014	18/07/2014	18/07/2014	18/07/2014	18/07/2014
			SDG Ref	140718-13	140718-13	140718-13	140718-13	140718-13	140718-13
			Lab Sample No.(s)	9640373	9640464	9640468	9640473	9640409	9640414
			AGS Reference						
Naphthalene-d8 % recovery**	%	TM218		101	94.7	109	105	93.9	107
Acenaphthene-d10 % recovery**	%	TM218		99.2	93.7	108	104	92	107
Phenanthrene-d10 % recovery**	%	TM218		97	92.4	106	104	91.3	106
Chrysene-d12 % recovery**	%	TM218		87.9	85.2	94.1	94.2	83.4	94.6
Perylene-d12 % recovery**	%	TM218		87.7	87.9	91.5	96.7	84.7	96.2
Naphthalene	<9 µg/kg	TM218		53.5 M	<9 M	49.9 M	463 M	79.5 M	36.8 M
Acenaphthylene	<12 µg/kg	TM218		<12 M	<12 M	<12 M	<12 M	<12 M	<12 M
Acenaphthene	<8 µg/kg	TM218		<8 M	<8 M	<8 M	<8 M	<8 M	<8 M
Fluorene	<10 µg/kg	TM218		<10 M	<10 M	<10 M	<10 M	<10 M	<10 M
Phenanthrene	<15 µg/kg	TM218		346 M	44.2 M	211 M	354 M	1130 M	244 M
Anthracene	<16 µg/kg	TM218		<16 M	<16 M	<16 M	<16 M	<16 M	<16 M
Fluoranthene	<17 µg/kg	TM218		59 M	<17 M	93.4 M	62.7 M	133 M	85.6 M
Pyrene	<15 µg/kg	TM218		20.9 M	<15 M	66 M	26.5 M	55 M	57.2 M
Benz(a)anthracene	<14 µg/kg	TM218		22.5 M	17.2 M	30.3 M	<14 M	<14 M	38.9 M
Chrysene	<10 µg/kg	TM218		101 M	23.9 M	125 M	221 M	429 M	132 M
Benzo(b)fluoranthene	<15 µg/kg	TM218		107 M	28.7 M	106 M	148 M	255 M	151 M
Benzo(k)fluoranthene	<14 µg/kg	TM218		<14 M	<14 M	30.8 M	<14 M	<14 M	31.9 M
Benzo(a)pyrene	<15 µg/kg	TM218		<15 M	<15 M	28.7 M	<15 M	23.9 M	50.9 M
Indeno(1,2,3-cd)pyrene	<18 µg/kg	TM218		<18 M	<18 M	29.8 M	<18 M	31.7 M	46.6 M
Dibenzo(a,h)anthracene	<23 µg/kg	TM218		<23 M	<23 M	<23 M	26.5 M	42.4 M	<23 M
Benzo(g,h,i)perylene	<24 µg/kg	TM218		<24 M	<24 M	41.1 M	29.3 M	35.9 M	57.3 M
PAH, Total Detected USEPA 16	<118 µg/kg	TM218		710	<118	813	1330	2220	933

CERTIFICATE OF ANALYSIS

SDG:	140718-13	**Location:**	Coed Darcy	**Order Number:**	CD0748
Job:	H_ATKINS_LDC-224	**Customer:**	Atkins Global Ltd	**Report Number:**	289703
Client Reference:	Site Wide Trial Pitting	**Attention:**	Jack Lowrie	**Superseded Report:**	280169

PAH by GCMS

Results Legend

#	ISO17025 accredited.
M	*m*CERTS accredited.
aq	Aqueous / settled sample.
diss.filt	Dissolved / filtered sample.
tot.unfilt	Total / unfiltered sample.
*	Subcontracted test.
**	% recovery of the surrogate standard to check the efficiency of the method. The results of individual compounds within samples aren't corrected for the recovery
(F)	Trigger breach confirmed
1-5&+§@	Sample deviation (see appendix)

Component	LOD/Units	Method	Customer Sample Ref.	TPE1680	TPE1680	TPE1680	TPE1680	TPE1680	TPE1688
			Depth (m)	0.50	1.50	2.50	3.50	4.50	0.50
			Sample Type	Soil/Solid	Soil/Solid	Soil/Solid	Soil/Solid	Soil/Solid	Soil/Solid
			Date Sampled	15/07/2014	15/07/2014	15/07/2014	15/07/2014	15/07/2014	15/07/2014
			Sample Time	.	.	.	.	.	.
			Date Received	18/07/2014	18/07/2014	18/07/2014	18/07/2014	18/07/2014	18/07/2014
			SDG Ref	140718-13	140718-13	140718-13	140718-13	140718-13	140718-13
			Lab Sample No.(s)	9640377	9640386	9640392	9640397	9640403	9640436
			AGS Reference						
Naphthalene-d8 % recovery**	%	TM218		94	103	104	101	102	95.4
Acenaphthene-d10 % recovery**	%	TM218		92.7	101	103	99.5	102	93.7
Phenanthrene-d10 % recovery**	%	TM218		92.1	99.2	100	96.7	99.8	92.6
Chrysene-d12 % recovery**	%	TM218		84	87.2	89.6	84.1	90.3	84.1
Perylene-d12 % recovery**	%	TM218		84.3	89.4	90.6	82	94.2	86
Naphthalene	<9 µg/kg	TM218		24.6 M	70.5 M	<9 M	74.3 M	27.2 M	<9 M
Acenaphthylene	<12 µg/kg	TM218		<12 M	<12 M	<12 M	<12 M	<12 M	<12 M
Acenaphthene	<8 µg/kg	TM218		<8 M	<8 M	<8 M	<8 M	<8 M	<8 M
Fluorene	<10 µg/kg	TM218		<10 M	<10 M	<10 M	12.1 M	<10 M	<10 M
Phenanthrene	<15 µg/kg	TM218		201 M	85.5 M	34.5 M	2930 M	132 M	73.9 M
Anthracene	<16 µg/kg	TM218		21.8 M	<16 M	<16 M	<16 M	<16 M	<16 M
Fluoranthene	<17 µg/kg	TM218		247 M	<17 M	<17 M	374 M	<17 M	25.7 M
Pyrene	<15 µg/kg	TM218		183 M	<15 M	<15 M	217 M	<15 M	18.2 M
Benz(a)anthracene	<14 µg/kg	TM218		90.1 M	<14 M	<14 M	75.5 M	18.5 M	22.8 M
Chrysene	<10 µg/kg	TM218		140 M	31.6 M	<10 M	<10 M	52.6 M	37.7 M
Benzo(b)fluoranthene	<15 µg/kg	TM218		172 M	27.8 M	<15 M	879 M	57.5 M	39.3 M
Benzo(k)fluoranthene	<14 µg/kg	TM218		56 M	<14 M	<14 M	58.5 M	<14 M	<14 M
Benzo(a)pyrene	<15 µg/kg	TM218		86.1 M	<15 M	<15 M	22.8 M	<15 M	<15 M
Indeno(1,2,3-cd)pyrene	<18 µg/kg	TM218		58.1 M	<18 M	<18 M	76.2 M	<18 M	<18 M
Dibenzo(a,h)anthracene	<23 µg/kg	TM218		<23 M	<23 M	<23 M	156 M	<23 M	<23 M
Benzo(g,h,i)perylene	<24 µg/kg	TM218		76.5 M	<24 M	<24 M	89.5 M	<24 M	<24 M
PAH, Total Detected USEPA 16	<118 µg/kg	TM218		1360	215	<118	4970	288	218

CERTIFICATE OF ANALYSIS

SDG:	140718-13	**Location:**	Coed Darcy	**Order Number:**	CD0748
Job:	H_ATKINS_LDC-224	**Customer:**	Atkins Global Ltd	**Report Number:**	289703
Client Reference:	Site Wide Trial Pitting	**Attention:**	Jack Lowrie	**Superseded Report:**	280169

PAH by GCMS

Results Legend

#	ISO17025 accredited.
M	*m*CERTS accredited.
aq	Aqueous / settled sample.
diss.filt	Dissolved / filtered sample.
tot.unfilt	Total / unfiltered sample.
*	Subcontracted test.
**	% recovery of the surrogate standard to check the efficiency of the method. The results of individual compounds within samples aren't corrected for the recovery
(F)	Trigger breach confirmed
1-5&+§@	Sample deviation (see appendix)

Component	LOD/Units	Method	Customer Sample Ref.	TPE1688	TPE1688	TPE1688	TPE1688	TPE1689	TPE1689
			Depth (m)	1.50	2.50	3.50	5.10	0.50	1.50
			Sample Type	Soil/Solid	Soil/Solid	Soil/Solid	Soil/Solid	Soil/Solid	Soil/Solid
			Date Sampled	15/07/2014	15/07/2014	15/07/2014	15/07/2014	15/07/2014	15/07/2014
			Sample Time	.	.	.	.	.	.
			Date Received	18/07/2014	18/07/2014	18/07/2014	18/07/2014	18/07/2014	18/07/2014
			SDG Ref	140718-13	140718-13	140718-13	140718-13	140718-13	140718-13
			Lab Sample No.(s)	9640447	9640451	9640455	9640460	9640419	9640424
			AGS Reference						
Naphthalene-d8 % recovery**	%	TM218		102	110	106	93.4	94	101
Acenaphthene-d10 % recovery**	%	TM218		99.5	108	98.4	93.8	90.6	105
Phenanthrene-d10 % recovery**	%	TM218		97.1	106	97.1	91.5	88.4	104
Chrysene-d12 % recovery**	%	TM218		86	94.8	90.6	71.5	80.3	97.3
Perylene-d12 % recovery**	%	TM218		87.3	97.1	92.5	69.8	71.3	99
Naphthalene	<9 µg/kg	TM218		18.6 M	120 M	66.5 M	12.4 M	<45 M	87.6 M
Acenaphthylene	<12 µg/kg	TM218		<12 M	<12 M	<12 M	<12 M	<60 M	<12 M
Acenaphthene	<8 µg/kg	TM218		<8 M	<8 M	<8 M	<8 M	<40 M	11.2 M
Fluorene	<10 µg/kg	TM218		<10 M	<10 M	<10 M	<10 M	<50 M	20.8 M
Phenanthrene	<15 µg/kg	TM218		<15 M	71.2 M	53.8 M	94 M	255 M	400 M
Anthracene	<16 µg/kg	TM218		<16 M	<16 M	<16 M	<16 M	<80 M	19.2 M
Fluoranthene	<17 µg/kg	TM218		<17 M	<17 M	<17 M	<17 M	118 M	214 M
Pyrene	<15 µg/kg	TM218		<15 M	<15 M	<15 M	<15 M	101 M	145 M
Benz(a)anthracene	<14 µg/kg	TM218		<14 M	18.6 M	<14 M	<14 M	<70 M	118 M
Chrysene	<10 µg/kg	TM218		<10 M	<10 M	18.6 M	33.6 M	187 M	177 M
Benzo(b)fluoranthene	<15 µg/kg	TM218		<15 M	34.8 M	19.1 M	<15 M	144 M	172 M
Benzo(k)fluoranthene	<14 µg/kg	TM218		<14 M	32.4 M	<14 M	<14 M	<70 M	32 M
Benzo(a)pyrene	<15 µg/kg	TM218		<15 M	<15 M	<15 M	<15 M	<75 M	50.9 M
Indeno(1,2,3-cd)pyrene	<18 µg/kg	TM218		<18 M	<18 M	<18 M	<18 M	<90 M	42.3 M
Dibenzo(a,h)anthracene	<23 µg/kg	TM218		<23 M	<23 M	<23 M	<23 M	<115 M	<23 M
Benzo(g,h,i)perylene	<24 µg/kg	TM218		<24 M	<24 M	<24 M	<24 M	<120 M	52.3 M
PAH, Total Detected USEPA 16	<118 µg/kg	TM218		<118	277	158	140	805	1540

CERTIFICATE OF ANALYSIS

SDG:	140718-13	**Location:**	Coed Darcy	**Order Number:**	CD0748
Job:	H_ATKINS_LDC-224	**Customer:**	Atkins Global Ltd	**Report Number:**	289703
Client Reference:	Site Wide Trial Pitting	**Attention:**	Jack Lowrie	**Superseded Report:**	280169

PAH by GCMS

Results Legend

#	ISO17025 accredited.
M	*m*CERTS accredited.
aq	Aqueous / settled sample.
diss.filt	Dissolved / filtered sample.
tot.unfilt	Total / unfiltered sample.
*	Subcontracted test.
**	% recovery of the surrogate standard to check the efficiency of the method. The results of individual compounds within samples aren't corrected for the recovery
(F)	Trigger breach confirmed
1-5&+§@	Sample deviation (see appendix)

Component	LOD/Units	Method	Customer Sample Ref.	TPE1689	TPE1690	TPE1690	TPE1690	TPE1690	TPE1692
			Depth (m)	2.40	0.50	1.50	2.50	3.50	0.50
			Sample Type	Soil/Solid	Soil/Solid	Soil/Solid	Soil/Solid	Soil/Solid	Soil/Solid
			Date Sampled	15/07/2014	15/07/2014	15/07/2014	15/07/2014	15/07/2014	15/07/2014
			Sample Time	.	.	.	.	.	.
			Date Received	18/07/2014	18/07/2014	18/07/2014	18/07/2014	18/07/2014	18/07/2014
			SDG Ref	140718-13	140718-13	140718-13	140718-13	140718-13	140718-13
			Lab Sample No.(s)	9640431	9640479	9640483	9640488	9639384	9639392
			AGS Reference						
Naphthalene-d8 % recovery**	%	TM218		99.7	94.5	99.8	99.2	108	103
Acenaphthene-d10 % recovery**	%	TM218		97.9	93.6	96.4	97	106	96.5
Phenanthrene-d10 % recovery**	%	TM218		95.8	92.2	95.1	95.2	105	100
Chrysene-d12 % recovery**	%	TM218		84.8	85.4	86.8	87.3	94.3	100
Perylene-d12 % recovery**	%	TM218		85.6	88.1	86	87.3	96	106
Naphthalene	<9 µg/kg	TM218		50.5 M	15.6 M	<9 M	57.3 M	124 M	15.4 M
Acenaphthylene	<12 µg/kg	TM218		<12 M	<12 M	<12 M	<12 M	<12 M	<12 M
Acenaphthene	<8 µg/kg	TM218		<8 M	<8 M	<8 M	<8 M	<8 M	<8 M
Fluorene	<10 µg/kg	TM218		<10 M	<10 M	<10 M	<10 M	21.1 M	<10 M
Phenanthrene	<15 µg/kg	TM218		564 M	58.1 M	22.5 M	138 M	114 M	96.7 M
Anthracene	<16 µg/kg	TM218		<16 M	<16 M	<16 M	<16 M	<16 M	<16 M
Fluoranthene	<17 µg/kg	TM218		39.4 M	39.8 M	<17 M	21.9 M	<17 M	40.8 M
Pyrene	<15 µg/kg	TM218		<15 M	28 M	<15 M	<15 M	19.3 M	40.1 M
Benz(a)anthracene	<14 µg/kg	TM218		20.9 M	33.7 M	25.3 M	27.2 M	<14 M	20.9 M
Chrysene	<10 µg/kg	TM218		<10 M	48.4 M	12.8 M	56.7 M	41.4 M	53.2 M
Benzo(b)fluoranthene	<15 µg/kg	TM218		97.1 M	75.7 M	27.1 M	31.5 M	22.5 M	73.8 M
Benzo(k)fluoranthene	<14 µg/kg	TM218		<14 M	18.5 M	<14 M	<14 M	<14 M	<14 M
Benzo(a)pyrene	<15 µg/kg	TM218		<15 M	19 M	<15 M	<15 M	<15 M	17.8 M
Indeno(1,2,3-cd)pyrene	<18 µg/kg	TM218		<18 M	<18 M	<18 M	<18 M	<18 M	<18 M
Dibenzo(a,h)anthracene	<23 µg/kg	TM218		<23 M	<23 M	<23 M	<23 M	<23 M	<23 M
Benzo(g,h,i)perylene	<24 µg/kg	TM218		<24 M	<24 M	<24 M	<24 M	<24 M	<24 M
PAH, Total Detected USEPA 16	<118 µg/kg	TM218		772	337	<118	332	342	359

CERTIFICATE OF ANALYSIS

SDG:	140718-13	**Location:**	Coed Darcy	**Order Number:**	CD0748
Job:	H_ATKINS_LDC-224	**Customer:**	Atkins Global Ltd	**Report Number:**	289703
Client Reference:	Site Wide Trial Pitting	**Attention:**	Jack Lowrie	**Superseded Report:**	280169

PAH by GCMS

Results Legend

#	ISO17025 accredited.
M	*m*CERTS accredited.
aq	Aqueous / settled sample.
diss.filt	Dissolved / filtered sample.
tot.unfilt	Total / unfiltered sample.
*	Subcontracted test.
**	% recovery of the surrogate standard to check the efficiency of the method. The results of individual compounds within samples aren't corrected for the recovery
(F)	Trigger breach confirmed
1-5&+§@	Sample deviation (see appendix)

Component	LOD/Units	Method	Customer Sample Ref.	TPE1692	TPE1692	TPE1692	TPE1692	TPE1705	TPE1705
			Depth (m)	1.50	2.50	3.50	4.50	0.50	1.50
			Sample Type	Soil/Solid	Soil/Solid	Soil/Solid	Soil/Solid	Soil/Solid	Soil/Solid
			Date Sampled	15/07/2014	15/07/2014	15/07/2014	15/07/2014	15/07/2014	15/07/2014
			Sample Time	.	.	.	.	.	.
			Date Received	18/07/2014	18/07/2014	18/07/2014	18/07/2014	18/07/2014	18/07/2014
			SDG Ref	140718-13	140718-13	140718-13	140718-13	140718-13	140718-13
			Lab Sample No.(s)	9639400	9639408	9639418	9639425	9639434	9639444
			AGS Reference						
Naphthalene-d8 % recovery**	%	TM218		96.8	99	98.2	95.2	106	98.3
Acenaphthene-d10 % recovery**	%	TM218		94.3	100	95.9	95.4	105	98.9
Phenanthrene-d10 % recovery**	%	TM218		92.6	99.7	93.5	94	103	96.6
Chrysene-d12 % recovery**	%	TM218		84.5	92.1	87	89.9	92.8	94.9
Perylene-d12 % recovery**	%	TM218		83	85.6	88.9	80.4	93.4	87.6
Naphthalene	<9 µg/kg	TM218		<9 M	<9 M	19.3 M	21.5 M	11.8 M	261 M
Acenaphthylene	<12 µg/kg	TM218		<12 M	<12 M	<12 M	<12 M	<12 M	<12 M
Acenaphthene	<8 µg/kg	TM218		<8 M	<8 M	<8 M	<8 M	<8 M	<8 M
Fluorene	<10 µg/kg	TM218		<10 M	<10 M	<10 M	<10 M	<10 M	<10 M
Phenanthrene	<15 µg/kg	TM218		65.8 M	20.9 M	64.5 M	38.1 M	129 M	80.7 M
Anthracene	<16 µg/kg	TM218		<16 M	<16 M	<16 M	<16 M	<16 M	<16 M
Fluoranthene	<17 µg/kg	TM218		<17 M	<17 M	<17 M	<17 M	<17 M	22.3 M
Pyrene	<15 µg/kg	TM218		<15 M	<15 M	<15 M	<15 M	17.4 M	21.4 M
Benz(a)anthracene	<14 µg/kg	TM218		19.2 M	<14 M	23.6 M	<14 M	21 M	<14 M
Chrysene	<10 µg/kg	TM218		31.1 M	<10 M	27.4 M	14 M	58 M	46.1 M
Benzo(b)fluoranthene	<15 µg/kg	TM218		18.6 M	<15 M	19 M	19.5 M	41.7 M	28.6 M
Benzo(k)fluoranthene	<14 µg/kg	TM218		<14 M	<14 M	<14 M	<14 M	<14 M	<14 M
Benzo(a)pyrene	<15 µg/kg	TM218		<15 M	<15 M	<15 M	<15 M	<15 M	<15 M
Indeno(1,2,3-cd)pyrene	<18 µg/kg	TM218		<18 M	<18 M	<18 M	<18 M	<18 M	<18 M
Dibenzo(a,h)anthracene	<23 µg/kg	TM218		<23 M	<23 M	<23 M	<23 M	<23 M	<23 M
Benzo(g,h,i)perylene	<24 µg/kg	TM218		<24 M	<24 M	<24 M	<24 M	<24 M	<24 M
PAH, Total Detected USEPA 16	<118 µg/kg	TM218		135	<118	154	<118	279	460

CERTIFICATE OF ANALYSIS

SDG:	140718-13	**Location:**	Coed Darcy	**Order Number:**	CD0748
Job:	H_ATKINS_LDC-224	**Customer:**	Atkins Global Ltd	**Report Number:**	289703
Client Reference:	Site Wide Trial Pitting	**Attention:**	Jack Lowrie	**Superseded Report:**	280169

PAH by GCMS

Results Legend

#	ISO17025 accredited.
M	*m*CERTS accredited.
aq	Aqueous / settled sample.
diss.filt	Dissolved / filtered sample.
tot.unfilt	Total / unfiltered sample.
*	Subcontracted test.
**	% recovery of the surrogate standard to check the efficiency of the method. The results of individual compounds within samples aren't corrected for the recovery
(F)	Trigger breach confirmed
1-5&+§@	Sample deviation (see appendix)

Component	LOD/Units	Method	Customer Sample Ref.	TPE1705	TPE1705	TPE1705			
			Depth (m)	2.50	3.50	4.50			
			Sample Type	Soil/Solid	Soil/Solid	Soil/Solid			
			Date Sampled	15/07/2014	15/07/2014	15/07/2014			
			Sample Time	.	.	.			
			Date Received	18/07/2014	18/07/2014	18/07/2014			
			SDG Ref	140718-13	140718-13	140718-13			
			Lab Sample No.(s)	9639452	9639459	9639476			
			AGS Reference						
Naphthalene-d8 % recovery**	%	TM218		106	103	96.1			
Acenaphthene-d10 % recovery**	%	TM218		103	102	97.7			
Phenanthrene-d10 % recovery**	%	TM218		101	99.8	96			
Chrysene-d12 % recovery**	%	TM218		88.4	87.7	88.1			
Perylene-d12 % recovery**	%	TM218		91.2	89.4	79.5			
Naphthalene	<9 µg/kg	TM218		2390 M	6590 M	1550 M			
Acenaphthylene	<12 µg/kg	TM218		<12 M	<12 M	<12 M			
Acenaphthene	<8 µg/kg	TM218		15.2 M	36.8 M	17.6 M			
Fluorene	<10 µg/kg	TM218		<10 M	14 M	<10 M			
Phenanthrene	<15 µg/kg	TM218		92.9 M	151 M	114 M			
Anthracene	<16 µg/kg	TM218		<16 M	<16 M	<16 M			
Fluoranthene	<17 µg/kg	TM218		<17 M	<17 M	<17 M			
Pyrene	<15 µg/kg	TM218		<15 M	<15 M	<15 M			
Benz(a)anthracene	<14 µg/kg	TM218		<14 M	<14 M	<14 M			
Chrysene	<10 µg/kg	TM218		28.2 M	40.5 M	42.3 M			
Benzo(b)fluoranthene	<15 µg/kg	TM218		26.3 M	31.4 M	25.2 M			
Benzo(k)fluoranthene	<14 µg/kg	TM218		<14 M	<14 M	<14 M			
Benzo(a)pyrene	<15 µg/kg	TM218		<15 M	<15 M	<15 M			
Indeno(1,2,3-cd)pyrene	<18 µg/kg	TM218		<18 M	<18 M	<18 M			
Dibenzo(a,h)anthracene	<23 µg/kg	TM218		<23 M	<23 M	<23 M			
Benzo(g,h,i)perylene	<24 µg/kg	TM218		<24 M	<24 M	<24 M			
PAH, Total Detected USEPA 16	<118 µg/kg	TM218		2550	6870	1740			

CERTIFICATE OF ANALYSIS

SDG: 140718-13 **Location:** Coed Darcy **Order Number:** CD0748
Job: H_ATKINS_LDC-224 **Customer:** Atkins Global Ltd **Report Number:** 289703
Client Reference: Site Wide Trial Pitting **Attention:** Jack Lowrie **Superseded Report:** 280169

TPH CWG (S)

Results Legend
ISO17025 accredited.
M *m*CERTS accredited.
aq Aqueous / settled sample.
diss.filt Dissolved / filtered sample.
tot.unfilt Total / unfiltered sample.
***** Subcontracted test.
****** % recovery of the surrogate standard to check the efficiency of the method. The results of individual compounds within samples aren't corrected for the recovery
(F) Trigger breach confirmed
1-5&+§@ Sample deviation (see appendix)

Component	LOD/Units	Method	Customer Sample Ref.	IP 42	IP 42	IP 42	IP 42	IP 42	IP 73
			Depth (m)	0.50	1.50	2.50	3.50	4.50	0.50
			Sample Type	Soil/Solid	Soil/Solid	Soil/Solid	Soil/Solid	Soil/Solid	Soil/Solid
			Date Sampled	15/07/2014	15/07/2014	15/07/2014	15/07/2014	15/07/2014	14/07/2014
			Sample Time	.	.	.	.	.	.
			Date Received	18/07/2014	18/07/2014	18/07/2014	18/07/2014	18/07/2014	18/07/2014
			SDG Ref	140718-13	140718-13	140718-13	140718-13	140718-13	140718-13
			Lab Sample No.(s)	9639796	9639810	9639836	9639848	9639860	9639505
			AGS Reference						
GRO Surrogate % recovery**	%	TM089		81	119	112	82	116	109
GRO TOT (Moisture Corrected)	<44 µg/kg	TM089		1820 M	1420 M	21600 M	3620 M	16100 M	<176 M
Methyl tertiary butyl ether (MTBE)	<5 µg/kg	TM089		<20 M	<20 M	<20 M	<20 M	27.5 M	<20 M
Benzene	<10 µg/kg	TM089		<40 M	<40 M	<40 M	<40 M	<40 M	<40 M
Toluene	<2 µg/kg	TM089		<8 M	<8 M	<8 M	<8 M	<8 M	<8 M
Ethylbenzene	<3 µg/kg	TM089		<12 M	29 M	<12 M	<12 M	<12 M	<12 M
m,p-Xylene	<6 µg/kg	TM089		<24 M	<24 M	<24 M	<24 M	<24 M	<24 M
o-Xylene	<3 µg/kg	TM089		<12 M	12.9 M	<12 M	<12 M	<12 M	<12 M
sum of detected mpo xylene by GC	<9 µg/kg	TM089		<9	<36	<9	<9	<9	<9
sum of detected BTEX by GC	<24 µg/kg	TM089		<24	<96	<24	<24	<24	<24
Aliphatics >C5-C6	<10 µg/kg	TM089		<40	<40	<40	<40	61.6	<40
Aliphatics >C6-C8	<10 µg/kg	TM089		42.1	63.4	621	134	2530	<40
Aliphatics >C8-C10	<10 µg/kg	TM089		155	296	5190	695	4850	<40
Aliphatics >C10-C12	<10 µg/kg	TM089		896	488	7370	1390	3220	<40
Aliphatics >C12-C16	<100 µg/kg	TM173		<100	43100	18800	<100	6110	<100
Aliphatics >C16-C21	<100 µg/kg	TM173		<100	65600	67100	<100	9320	<100
Aliphatics >C21-C35	<100 µg/kg	TM173		12800	21800	86500	<100	8140	<100
Aliphatics >C35-C44	<100 µg/kg	TM173		<100	<100	6750	<100	<100	<100
Total Aliphatics >C12-C44	<100 µg/kg	TM173		12800	131000	179000	<100	23600	<100
Aromatics >EC5-EC7	<10 µg/kg	TM089		<40	<40	<40	<40	<40	<40
Aromatics >EC7-EC8	<10 µg/kg	TM089		<40	<40	<40	<40	<40	<40
Aromatics >EC8-EC10	<10 µg/kg	TM089		119	240	3460	463	3240	<40
Aromatics >EC10-EC12	<10 µg/kg	TM089		598	326	4910	926	2150	<40
Aromatics >EC12-EC16	<100 µg/kg	TM173		14600	11600	4970	<100	<100	<100
Aromatics >EC16-EC21	<100 µg/kg	TM173		95300	31200	34800	<100	5060	<100
Aromatics >EC21-EC35	<100 µg/kg	TM173		143000	8580	43900	<100	4430	<100
Aromatics >EC35-EC44	<100 µg/kg	TM173		30300	<100	5290	<100	<100	<100
Aromatics >EC40-EC44	<100 µg/kg	TM173		10100	<100	1660	<100	<100	<100
Total Aromatics >EC12-EC44	<100 µg/kg	TM173		283000	51300	88900	<100	9490	<100
Total Aliphatics & Aromatics >C5-C44	<100 µg/kg	TM173		297000	183000	290000	3620	49100	<100

CERTIFICATE OF ANALYSIS

SDG: 140718-13 **Location:** Coed Darcy **Order Number:** CD0748
Job: H_ATKINS_LDC-224 **Customer:** Atkins Global Ltd **Report Number:** 289703
Client Reference: Site Wide Trial Pitting **Attention:** Jack Lowrie **Superseded Report:** 280169

TPH CWG (S)

Results Legend
ISO17025 accredited.
M *m*CERTS accredited.
aq Aqueous / settled sample.
diss.filt Dissolved / filtered sample.
tot.unfilt Total / unfiltered sample.
***** Subcontracted test.
****** % recovery of the surrogate standard to check the efficiency of the method. The results of individual compounds within samples aren't corrected for the recovery
(F) Trigger breach confirmed
1-5&+§@ Sample deviation (see appendix)

Component	LOD/Units	Method	Customer Sample Ref.	IP 74	IP 74	IP 86	IP 86	IP 86	IP 91
			Depth (m)	0.50	2.50	0.50	1.50	2.50	0.50
			Sample Type	Soil/Solid	Soil/Solid	Soil/Solid	Soil/Solid	Soil/Solid	Soil/Solid
			Date Sampled	14/07/2014	14/07/2014	15/07/2014	15/07/2014	15/07/2014	15/07/2014
			Sample Time	.	.	.	.	.	.
			Date Received	18/07/2014	18/07/2014	18/07/2014	18/07/2014	18/07/2014	18/07/2014
			SDG Ref	140718-13	140718-13	140718-13	140718-13	140718-13	140718-13
			Lab Sample No.(s)	9639487	9639496	9639758	9639770	9639783	9639937
			AGS Reference						
GRO Surrogate % recovery**	%	TM089		89	114	80	81	117	79
GRO TOT (Moisture Corrected)	<44 µg/kg	TM089		<176 M	<176 M	<176 M	676 M	249 M	<176 M
Methyl tertiary butyl ether (MTBE)	<5 µg/kg	TM089		<20 M	<20 M	<20 M	<20 M	<20 M	<20 M
Benzene	<10 µg/kg	TM089		<40 M	<40 M	<40 M	<40 M	<40 M	<40 M
Toluene	<2 µg/kg	TM089		<8 M	<8 M	<8 M	<8 M	<8 M	9.44 M
Ethylbenzene	<3 µg/kg	TM089		<12 M	<12 M	<12 M	<12 M	<12 M	<12 M
m,p-Xylene	<6 µg/kg	TM089		<24 M	<24 M	<24 M	<24 M	<24 M	<24 M
o-Xylene	<3 µg/kg	TM089		<12 M	<12 M	<12 M	<12 M	<12 M	<12 M
sum of detected mpo xylene by GC	<9 µg/kg	TM089		<9	<9	<9	<9	<36	<9
sum of detected BTEX by GC	<24 µg/kg	TM089		<24	<24	<24	<24	<96	<24
Aliphatics >C5-C6	<10 µg/kg	TM089		<40	<40	<40	<40	<40	<40
Aliphatics >C6-C8	<10 µg/kg	TM089		<40	<40	<40	<40	<40	<40
Aliphatics >C8-C10	<10 µg/kg	TM089		<40	<40	<40	59.9	47.8	<40
Aliphatics >C10-C12	<10 µg/kg	TM089		<40	<40	<40	319	86.9	<40
Aliphatics >C12-C16	<100 µg/kg	TM173		<100	<100	2720	117000	96700	<100
Aliphatics >C16-C21	<100 µg/kg	TM173		<100	<100	39900	365000	399000	8530
Aliphatics >C21-C35	<100 µg/kg	TM173		<100	<100	98400	446000	507000	42900
Aliphatics >C35-C44	<100 µg/kg	TM173		<100	<100	18500	58400	58900	<100
Total Aliphatics >C12-C44	<100 µg/kg	TM173		<100	<100	160000	986000	1060000	51400
Total Aliphatics & Aromatics >C12-C44	<100 µg/kg	TM173					1650000		
Aromatics >EC5-EC7	<10 µg/kg	TM089		<40	<40	<40	<40	<40	<40
Aromatics >EC7-EC8	<10 µg/kg	TM089		<40	<40	<40	<40	<40	<40
Aromatics >EC8-EC10	<10 µg/kg	TM089		<40	<40	<40	47.9	<40	<40
Aromatics >EC10-EC12	<10 µg/kg	TM089		<40	<40	<40	212	57.6	<40
Aromatics >EC12-EC16	<100 µg/kg	TM173		<100	<100	<100	16200	34400	<100
Aromatics >EC16-EC21	<100 µg/kg	TM173		<100	<100	6850	174000	222000	<100
Aromatics >EC21-EC35	<100 µg/kg	TM173		157	1000	93000	387000	352000	22900
Aromatics >EC35-EC44	<100 µg/kg	TM173		<100	<100	74500	90900	57700	12200
Aromatics >EC40-EC44	<100 µg/kg	TM173		<100	<100	30700	34200	21300	4970
Total Aromatics >EC12-EC44	<100 µg/kg	TM173		157	1000	174000	668000	666000	35100
Total Aliphatics & Aromatics >C5-C44	<100 µg/kg	TM173		166	1010	334000	1650000	1730000	86500
Aromatics >EC35-EC44 (RAW)	-	TM173					83500		

CERTIFICATE OF ANALYSIS

SDG: 140718-13 **Location:** Coed Darcy **Order Number:** CD0748
Job: H_ATKINS_LDC-224 **Customer:** Atkins Global Ltd **Report Number:** 289703
Client Reference: Site Wide Trial Pitting **Attention:** Jack Lowrie **Superseded Report:** 280169

TPH CWG (S)

Results Legend	
#	ISO17025 accredited.
M	*m*CERTS accredited.
aq	Aqueous / settled sample.
diss.filt	Dissolved / filtered sample.
tot.unfilt	Total / unfiltered sample.
*	Subcontracted test.
**	% recovery of the surrogate standard to check the efficiency of the method. The results of individual compounds within samples aren't corrected for the recovery
(F)	Trigger breach confirmed
1-5&+§@	Sample deviation (see appendix)

Component	LOD/Units	Method	Customer Sample Ref.	IP 91	IP 91	IP 91	IP 100	IP 115	IP 115
			Depth (m)	1.50	2.50	3.50	0.50	0.50	1.00
			Sample Type	Soil/Solid	Soil/Solid	Soil/Solid	Soil/Solid	Soil/Solid	Soil/Solid
			Date Sampled	15/07/2014	15/07/2014	15/07/2014	14/07/2014	15/07/2014	15/07/2014
			Sample Time	.	.	.	.	.	.
			Date Received	18/07/2014	18/07/2014	18/07/2014	18/07/2014	18/07/2014	18/07/2014
			SDG Ref	140718-13	140718-13	140718-13	140718-13	140718-13	140718-13
			Lab Sample No.(s)	9639950	9639977	9639991	9639514	9639709	9639723
			AGS Reference						
GRO Surrogate % recovery**	%	TM089		84	92	85	120	70	94
GRO TOT (Moisture Corrected)	<44 µg/kg	TM089		<176 M	<176 M	<176 M	<176 M	303 M	1560 M
Methyl tertiary butyl ether (MTBE)	<5 µg/kg	TM089		<20 M	<20 M	<20 M	<20 M	<20 M	<20 M
Benzene	<10 µg/kg	TM089		<40 M	<40 M	<40 M	<40 M	<40 M	<40 M
Toluene	<2 µg/kg	TM089		30.8 M	<8 M	<8 M	<8 M	92.3 M	<8 M
Ethylbenzene	<3 µg/kg	TM089		<12 M	<12 M	<12 M	<12 M	20.9 M	<12 M
m,p-Xylene	<6 µg/kg	TM089		<24 M	<24 M	<24 M	<24 M	<24 M	<24 M
o-Xylene	<3 µg/kg	TM089		<12 M	<12 M	<12 M	<12 M	16 M	<12 M
sum of detected mpo xylene by GC	<9 µg/kg	TM089		<9	<9	<9	<9	16	<9
sum of detected BTEX by GC	<24 µg/kg	TM089		30.8	<24	<24	<24	129	<24
Aliphatics >C5-C6	<10 µg/kg	TM089		<40	<40	<40	<40	<40	<40
Aliphatics >C6-C8	<10 µg/kg	TM089		<40	<40	<40	<40	<40	<40
Aliphatics >C8-C10	<10 µg/kg	TM089		<40	<40	<40	<40	<40	156
Aliphatics >C10-C12	<10 µg/kg	TM089		<40	<40	<40	<40	45.5	735
Aliphatics >C12-C16	<100 µg/kg	TM173		<100	<100	<100	<100	1100	<100
Aliphatics >C16-C21	<100 µg/kg	TM173		<100	<100	<100	<100	11700	<100
Aliphatics >C21-C35	<100 µg/kg	TM173		7190	<100	<100	<100	49000	<100
Aliphatics >C35-C44	<100 µg/kg	TM173		1260	<100	<100	<100	6700	<100
Total Aliphatics >C12-C44	<100 µg/kg	TM173		8450	<100	<100	<100	68500	<100
Aromatics >EC5-EC7	<10 µg/kg	TM089		<40	<40	<40	<40	<40	<40
Aromatics >EC7-EC8	<10 µg/kg	TM089		<40	<40	<40	<40	92.3	<40
Aromatics >EC8-EC10	<10 µg/kg	TM089		<40	<40	<40	<40	61.5	107
Aromatics >EC10-EC12	<10 µg/kg	TM089		<40	<40	<40	<40	<40	491
Aromatics >EC12-EC16	<100 µg/kg	TM173		<100	<100	282	<100	<100	5920
Aromatics >EC16-EC21	<100 µg/kg	TM173		<100	<100	189	<100	3400	<100
Aromatics >EC21-EC35	<100 µg/kg	TM173		<100	<100	1550	<100	52900	4190
Aromatics >EC35-EC44	<100 µg/kg	TM173		<100	<100	1220	<100	25200	<100
Aromatics >EC40-EC44	<100 µg/kg	TM173		<100	<100	482	<100	7570	<100
Total Aromatics >EC12-EC44	<100 µg/kg	TM173		<100	<100	3240	<100	81600	10100
Total Aliphatics & Aromatics >C5-C44	<100 µg/kg	TM173		8450	<100	3250	<100	150000	11600

CERTIFICATE OF ANALYSIS

SDG: 140718-13 **Location:** Coed Darcy **Order Number:** CD0748
Job: H_ATKINS_LDC-224 **Customer:** Atkins Global Ltd **Report Number:** 289703
Client Reference: Site Wide Trial Pitting **Attention:** Jack Lowrie **Superseded Report:** 280169

TPH CWG (S)

Results Legend
ISO17025 accredited.
M *m*CERTS accredited.
aq Aqueous / settled sample.
diss.filt Dissolved / filtered sample.
tot.unfilt Total / unfiltered sample.
***** Subcontracted test.
****** % recovery of the surrogate standard to check the efficiency of the method. The results of individual compounds within samples aren't corrected for the recovery
(F) Trigger breach confirmed
1-5&+§@ Sample deviation (see appendix)

Component	LOD/Units	Method	Customer Sample Ref.	IP 115	IP 119	IP 119	IP 126	IP 126	IP 126
			Depth (m)	1.50	0.50	1.50	0.50	1.50	2.50
			Sample Type	Soil/Solid	Soil/Solid	Soil/Solid	Soil/Solid	Soil/Solid	Soil/Solid
			Date Sampled	15/07/2014	15/07/2014	15/07/2014	15/07/2014	15/07/2014	15/07/2014
			Sample Time	.	.	.	.	.	.
			Date Received	18/07/2014	18/07/2014	18/07/2014	18/07/2014	18/07/2014	18/07/2014
			SDG Ref	140718-13	140718-13	140718-13	140718-13	140718-13	140718-13
			Lab Sample No.(s)	9639734	9639693	9639701	9639872	9639884	9639898
			AGS Reference						
GRO Surrogate % recovery**	%	TM089		83	84	85	116	98	117
GRO TOT (Moisture Corrected)	<44 µg/kg	TM089		1560 M	<176 M	<176 M	<176 M	<176 M	<176 M
Methyl tertiary butyl ether (MTBE)	<5 µg/kg	TM089		<20 M	<20 M	<20 M	<20 M	<20 M	<20 M
Benzene	<10 µg/kg	TM089		<40 M	<40 M	<40 M	<40 M	<40 M	<40 M
Toluene	<2 µg/kg	TM089		<8 M	<8 M	<8 M	<8 M	<8 M	<8 M
Ethylbenzene	<3 µg/kg	TM089		<12 M	<12 M	<12 M	<12 M	<12 M	<12 M
m,p-Xylene	<6 µg/kg	TM089		<24 M	<24 M	<24 M	<24 M	<24 M	<24 M
o-Xylene	<3 µg/kg	TM089		<12 M	<12 M	<12 M	<12 M	<12 M	<12 M
sum of detected mpo xylene by GC	<9 µg/kg	TM089		<9	<9	<9	<9	<9	<36
sum of detected BTEX by GC	<24 µg/kg	TM089		<24	<24	<24	<24	<24	<96
Aliphatics >C5-C6	<10 µg/kg	TM089		<40	<40	<40	<40	<40	<40
Aliphatics >C6-C8	<10 µg/kg	TM089		76.7	<40	<40	<40	<40	<40
Aliphatics >C8-C10	<10 µg/kg	TM089		224	<40	<40	<40	<40	<40
Aliphatics >C10-C12	<10 µg/kg	TM089		625	<40	<40	<40	<40	<40
Aliphatics >C12-C16	<100 µg/kg	TM173		<100	<100	<100	<100	<100	<100
Aliphatics >C16-C21	<100 µg/kg	TM173		4400	<100	<100	<100	<100	<100
Aliphatics >C21-C35	<100 µg/kg	TM173		19000	<100	<100	<100	<100	<100
Aliphatics >C35-C44	<100 µg/kg	TM173		2010	<100	<100	<100	<100	<100
Total Aliphatics >C12-C44	<100 µg/kg	TM173		25400	<100	<100	<100	<100	<100
Aromatics >EC5-EC7	<10 µg/kg	TM089		<40	<40	<40	<40	<40	<40
Aromatics >EC7-EC8	<10 µg/kg	TM089		<40	<40	<40	<40	<40	<40
Aromatics >EC8-EC10	<10 µg/kg	TM089		155	<40	<40	<40	<40	<40
Aromatics >EC10-EC12	<10 µg/kg	TM089		417	<40	<40	<40	<40	<40
Aromatics >EC12-EC16	<100 µg/kg	TM173		<100	<100	<100	<100	<100	<100
Aromatics >EC16-EC21	<100 µg/kg	TM173		<100	<100	<100	<100	<100	<100
Aromatics >EC21-EC35	<100 µg/kg	TM173		11800	722	1650	<100	<100	<100
Aromatics >EC35-EC44	<100 µg/kg	TM173		662	2110	<100	<100	<100	<100
Aromatics >EC40-EC44	<100 µg/kg	TM173		<100	1180	<100	<100	<100	<100
Total Aromatics >EC12-EC44	<100 µg/kg	TM173		12500	2830	1650	<100	<100	<100
Total Aliphatics & Aromatics >C5-C44	<100 µg/kg	TM173		39400	2840	1650	<100	<100	<100

CERTIFICATE OF ANALYSIS

SDG: 140718-13 **Location:** Coed Darcy **Order Number:** CD0748
Job: H_ATKINS_LDC-224 **Customer:** Atkins Global Ltd **Report Number:** 289703
Client Reference: Site Wide Trial Pitting **Attention:** Jack Lowrie **Superseded Report:** 280169

TPH CWG (S)

Results Legend	
#	ISO17025 accredited.
M	*m*CERTS accredited.
aq	Aqueous / settled sample.
diss.filt	Dissolved / filtered sample.
tot.unfilt	Total / unfiltered sample.
*	Subcontracted test.
**	% recovery of the surrogate standard to check the efficiency of the method. The results of individual compounds within samples aren't corrected for the recovery
(F)	Trigger breach confirmed
1-5&+§@	Sample deviation (see appendix)

Component	LOD/Units	Method	Customer Sample Ref.	IP 126	IP 126	IP 157	IP 157	IP 157	IP 160
			Depth (m)	3.50	4.50	0.50	1.50	2.50	0.50
			Sample Type	Soil/Solid	Soil/Solid	Soil/Solid	Soil/Solid	Soil/Solid	Soil/Solid
			Date Sampled	15/07/2014	15/07/2014	15/07/2014	15/07/2014	15/07/2014	15/07/2014
			Sample Time	.	.	.	.	.	.
			Date Received	18/07/2014	18/07/2014	18/07/2014	18/07/2014	18/07/2014	18/07/2014
			SDG Ref	140718-13	140718-13	140718-13	140718-13	140718-13	140718-13
			Lab Sample No.(s)	9639912	9639923	9640001	9640014	9640029	9640042
			AGS Reference						
GRO Surrogate % recovery**	%	TM089		122	85	91	111	84	109
GRO TOT (Moisture Corrected)	<44 µg/kg	TM089		<176 M	<176 M	<176 M	<176 M	<176 M	<176 M
Methyl tertiary butyl ether (MTBE)	<5 µg/kg	TM089		<20 M	<20 M	<20 M	<20 M	<20 M	<20 M
Benzene	<10 µg/kg	TM089		<40 M	<40 M	<40 M	<40 M	<40 M	<40 M
Toluene	<2 µg/kg	TM089		<8 M	<8 M	<8 M	<8 M	<8 M	<8 M
Ethylbenzene	<3 µg/kg	TM089		<12 M	<12 M	<12 M	<12 M	<12 M	<12 M
m,p-Xylene	<6 µg/kg	TM089		<24 M	<24 M	<24 M	<24 M	<24 M	<24 M
o-Xylene	<3 µg/kg	TM089		<12 M	<12 M	<12 M	<12 M	<12 M	<12 M
sum of detected mpo xylene by GC	<9 µg/kg	TM089		<36	<9	<9	<9	<9	<36
sum of detected BTEX by GC	<24 µg/kg	TM089		<96	<24	<24	<24	<24	<96
Aliphatics >C5-C6	<10 µg/kg	TM089		<40	<40	<40	<40	<40	<40
Aliphatics >C6-C8	<10 µg/kg	TM089		<40	<40	<40	<40	<40	<40
Aliphatics >C8-C10	<10 µg/kg	TM089		<40	<40	<40	<40	<40	<40
Aliphatics >C10-C12	<10 µg/kg	TM089		<40	<40	<40	<40	<40	<40
Aliphatics >C12-C16	<100 µg/kg	TM173		<100	<100	<100	<100	<100	<100
Aliphatics >C16-C21	<100 µg/kg	TM173		<100	<100	<100	<100	<100	3590
Aliphatics >C21-C35	<100 µg/kg	TM173		<100	<100	<100	<100	<100	12900
Aliphatics >C35-C44	<100 µg/kg	TM173		<100	<100	<100	<100	<100	783
Total Aliphatics >C12-C44	<100 µg/kg	TM173		<100	<100	<100	<100	<100	17200
Aromatics >EC5-EC7	<10 µg/kg	TM089		<40	<40	<40	<40	<40	<40
Aromatics >EC7-EC8	<10 µg/kg	TM089		<40	<40	<40	<40	<40	<40
Aromatics >EC8-EC10	<10 µg/kg	TM089		<40	<40	<40	<40	<40	<40
Aromatics >EC10-EC12	<10 µg/kg	TM089		<40	<40	<40	<40	<40	<40
Aromatics >EC12-EC16	<100 µg/kg	TM173		<100	<100	<100	<100	<100	<100
Aromatics >EC16-EC21	<100 µg/kg	TM173		<100	<100	<100	<100	<100	952
Aromatics >EC21-EC35	<100 µg/kg	TM173		<100	<100	<100	<100	<100	9620
Aromatics >EC35-EC44	<100 µg/kg	TM173		<100	<100	<100	<100	<100	3580
Aromatics >EC40-EC44	<100 µg/kg	TM173		<100	<100	<100	<100	<100	1590
Total Aromatics >EC12-EC44	<100 µg/kg	TM173		<100	<100	<100	<100	<100	14200
Total Aliphatics & Aromatics >C5-C44	<100 µg/kg	TM173		<100	<100	<100	<100	<100	31400

CERTIFICATE OF ANALYSIS

SDG: 140718-13 **Location:** Coed Darcy **Order Number:** CD0748
Job: H_ATKINS_LDC-224 **Customer:** Atkins Global Ltd **Report Number:** 289703
Client Reference: Site Wide Trial Pitting **Attention:** Jack Lowrie **Superseded Report:** 280169

TPH CWG (S)

Results Legend	
#	ISO17025 accredited.
M	*m*CERTS accredited.
aq	Aqueous / settled sample.
diss.filt	Dissolved / filtered sample.
tot.unfilt	Total / unfiltered sample.
*	Subcontracted test.
**	% recovery of the surrogate standard to check the efficiency of the method. The results of individual compounds within samples aren't corrected for the recovery
(F)	Trigger breach confirmed
1-5&+§@	Sample deviation (see appendix)

Component	LOD/Units	Method	Customer Sample Ref.	IP 160	IP 160	IP 160	IP 160	IP 171	IP 171
			Depth (m)	1.50	2.50	3.50	4.50	0.50	1.50
			Sample Type	Soil/Solid	Soil/Solid	Soil/Solid	Soil/Solid	Soil/Solid	Soil/Solid
			Date Sampled	15/07/2014	15/07/2014	15/07/2014	15/07/2014	15/07/2014	15/07/2014
			Sample Time	.	.	.	.	.	.
			Date Received	18/07/2014	18/07/2014	18/07/2014	18/07/2014	18/07/2014	18/07/2014
			SDG Ref	140718-13	140718-13	140718-13	140718-13	140718-13	140718-13
			Lab Sample No.(s)	9640054	9640067	9640084	9640095	9639567	9639587
			AGS Reference						
GRO Surrogate % recovery**	%	TM089		112	119	111	110	115	113
GRO TOT (Moisture Corrected)	<44 µg/kg	TM089		<176 M	1390 M	1260 M	912 M	<176 M	<176 M
Methyl tertiary butyl ether (MTBE)	<5 µg/kg	TM089		<20 M	<20 M	<20 M	<20 M	<20 M	<20 M
Benzene	<10 µg/kg	TM089		<40 M	<40 M	<40 M	<40 M	<40 M	<40 M
Toluene	<2 µg/kg	TM089		<8 M	<8 M	<8 M	<8 M	<8 M	<8 M
Ethylbenzene	<3 µg/kg	TM089		<12 M	<12 M	<12 M	<12 M	<12 M	<12 M
m,p-Xylene	<6 µg/kg	TM089		<24 M	<24 M	<24 M	<24 M	<24 M	<24 M
o-Xylene	<3 µg/kg	TM089		<12 M	<12 M	<12 M	<12 M	<12 M	<12 M
sum of detected mpo xylene by GC	<9 µg/kg	TM089		<36	<36	<36	<36	<36	<36
sum of detected BTEX by GC	<24 µg/kg	TM089		<96	<96	<96	<96	<96	<96
Aliphatics >C5-C6	<10 µg/kg	TM089		<40	<40	<40	<40	<40	<40
Aliphatics >C6-C8	<10 µg/kg	TM089		<40	121	233	151	<40	<40
Aliphatics >C8-C10	<10 µg/kg	TM089		<40	387	369	251	<40	<40
Aliphatics >C10-C12	<10 µg/kg	TM089		<40	352	224	187	<40	<40
Aliphatics >C12-C16	<100 µg/kg	TM173		<100	<100	<100	<100	<100	<100
Aliphatics >C16-C21	<100 µg/kg	TM173		<100	<100	<100	<100	<100	<100
Aliphatics >C21-C35	<100 µg/kg	TM173		<100	<100	<100	<100	<100	<100
Aliphatics >C35-C44	<100 µg/kg	TM173		<100	<100	<100	<100	<100	<100
Total Aliphatics >C12-C44	<100 µg/kg	TM173		<100	<100	<100	<100	<100	<100
Aromatics >EC5-EC7	<10 µg/kg	TM089		<40	<40	<40	<40	<40	<40
Aromatics >EC7-EC8	<10 µg/kg	TM089		<40	<40	<40	<40	<40	<40
Aromatics >EC8-EC10	<10 µg/kg	TM089		<40	261	250	172	<40	<40
Aromatics >EC10-EC12	<10 µg/kg	TM089		<40	235	150	125	<40	<40
Aromatics >EC12-EC16	<100 µg/kg	TM173		<100	<100	<100	<100	<100	<100
Aromatics >EC16-EC21	<100 µg/kg	TM173		<100	<100	<100	<100	<100	<100
Aromatics >EC21-EC35	<100 µg/kg	TM173		792	<100	<100	<100	<100	2040
Aromatics >EC35-EC44	<100 µg/kg	TM173		2000	<100	<100	<100	<100	<100
Aromatics >EC40-EC44	<100 µg/kg	TM173		1070	<100	<100	<100	<100	<100
Total Aromatics >EC12-EC44	<100 µg/kg	TM173		2790	<100	<100	<100	<100	2040
Total Aliphatics & Aromatics >C5-C44	<100 µg/kg	TM173		2790	1390	1260	913	<100	2040

CERTIFICATE OF ANALYSIS

SDG: 140718-13 **Location:** Coed Darcy **Order Number:** CD0748
Job: H_ATKINS_LDC-224 **Customer:** Atkins Global Ltd **Report Number:** 289703
Client Reference: Site Wide Trial Pitting **Attention:** Jack Lowrie **Superseded Report:** 280169

TPH CWG (S)

Results Legend	
#	ISO17025 accredited.
M	*m*CERTS accredited.
aq	Aqueous / settled sample.
diss.filt	Dissolved / filtered sample.
tot.unfilt	Total / unfiltered sample.
*	Subcontracted test.
**	% recovery of the surrogate standard to check the efficiency of the method. The results of individual compounds within samples aren't corrected for the recovery
(F)	Trigger breach confirmed
1-5&+§@	Sample deviation (see appendix)

Component	LOD/Units	Method	Customer Sample Ref.	IP 202	IP 202	IP 202	IP 202	IP 233	IP 233
			Depth (m)	0.50	1.50	2.50	3.50	0.50	1.50
			Sample Type	Soil/Solid	Soil/Solid	Soil/Solid	Soil/Solid	Soil/Solid	Soil/Solid
			Date Sampled	15/07/2014	15/07/2014	15/07/2014	15/07/2014	15/07/2014	15/07/2014
			Sample Time	.	.	.	.	.	.
			Date Received	18/07/2014	18/07/2014	18/07/2014	18/07/2014	18/07/2014	18/07/2014
			SDG Ref	140718-13	140718-13	140718-13	140718-13	140718-13	140718-13
			Lab Sample No.(s)	9639527	9639538	9639547	9639556	9639650	9639659
			AGS Reference						
GRO Surrogate % recovery**	%	TM089		112	112	104	62	107	103
GRO TOT (Moisture Corrected)	<44 µg/kg	TM089		<176 M	<176 M	<176 M	<176 M	<176 M	<176 M
Methyl tertiary butyl ether (MTBE)	<5 µg/kg	TM089		<20 M	<20 M	<20 M	<20 M	<20 M	<20 M
Benzene	<10 µg/kg	TM089		<40 M	<40 M	<40 M	<40 M	<40 M	<40 M
Toluene	<2 µg/kg	TM089		<8 M	<8 M	<8 M	<8 M	<8 M	<8 M
Ethylbenzene	<3 µg/kg	TM089		<12 M	<12 M	<12 M	<12 M	<12 M	<12 M
m,p-Xylene	<6 µg/kg	TM089		<24 M	<24 M	<24 M	<24 M	<24 M	<24 M
o-Xylene	<3 µg/kg	TM089		<12 M	<12 M	<12 M	<12 M	<12 M	<12 M
sum of detected mpo xylene by GC	<9 µg/kg	TM089		<9	<36	<36	<36	<36	<36
sum of detected BTEX by GC	<24 µg/kg	TM089		<24	<96	<96	<96	<96	<96
Aliphatics >C5-C6	<10 µg/kg	TM089		<40	<40	<40	<40	<40	<40
Aliphatics >C6-C8	<10 µg/kg	TM089		<40	<40	<40	<40	<40	<40
Aliphatics >C8-C10	<10 µg/kg	TM089		<40	<40	<40	<40	<40	<40
Aliphatics >C10-C12	<10 µg/kg	TM089		<40	<40	<40	<40	<40	<40
Aliphatics >C12-C16	<100 µg/kg	TM173		<100	<100	<100	<100	<100	<100
Aliphatics >C16-C21	<100 µg/kg	TM173		<100	<100	<100	<100	<100	<100
Aliphatics >C21-C35	<100 µg/kg	TM173		<100	600	<100	<100	<100	<100
Aliphatics >C35-C44	<100 µg/kg	TM173		<100	<100	<100	<100	<100	<100
Total Aliphatics >C12-C44	<100 µg/kg	TM173		<100	600	<100	<100	<100	<100
Aromatics >EC5-EC7	<10 µg/kg	TM089		<40	<40	<40	<40	<40	<40
Aromatics >EC7-EC8	<10 µg/kg	TM089		<40	<40	<40	<40	<40	<40
Aromatics >EC8-EC10	<10 µg/kg	TM089		<40	<40	<40	<40	<40	<40
Aromatics >EC10-EC12	<10 µg/kg	TM089		<40	<40	<40	<40	<40	<40
Aromatics >EC12-EC16	<100 µg/kg	TM173		<100	<100	<100	<100	<100	<100
Aromatics >EC16-EC21	<100 µg/kg	TM173		<100	<100	<100	<100	<100	<100
Aromatics >EC21-EC35	<100 µg/kg	TM173		<100	781	<100	4090	<100	<100
Aromatics >EC35-EC44	<100 µg/kg	TM173		<100	3360	<100	10700	<100	<100
Aromatics >EC40-EC44	<100 µg/kg	TM173		<100	2420	<100	4950	<100	<100
Total Aromatics >EC12-EC44	<100 µg/kg	TM173		<100	4140	<100	14800	<100	<100
Total Aliphatics & Aromatics >C5-C44	<100 µg/kg	TM173		<100	4860	<100	14800	<100	<100

CERTIFICATE OF ANALYSIS

SDG: 140718-13 **Location:** Coed Darcy **Order Number:** CD0748
Job: H_ATKINS_LDC-224 **Customer:** Atkins Global Ltd **Report Number:** 289703
Client Reference: Site Wide Trial Pitting **Attention:** Jack Lowrie **Superseded Report:** 280169

TPH CWG (S)

Results Legend		Customer Sample Ref.	IP 248	IP 248	IP 248	IP 249	IP 249	IP 249
#	ISO17025 accredited.							
M	*m*CERTS accredited.							
aq	Aqueous / settled sample.	Depth (m)	0.50	1.50	2.50	0.50	1.50	2.50
diss.filt	Dissolved / filtered sample.	Sample Type	Soil/Solid	Soil/Solid	Soil/Solid	Soil/Solid	Soil/Solid	Soil/Solid
tot.unfilt	Total / unfiltered sample.	Date Sampled	15/07/2014	15/07/2014	15/07/2014	15/07/2014	15/07/2014	15/07/2014
*	Subcontracted test.	Sample Time	.	.	.	.	.	.
**	% recovery of the surrogate standard to check the efficiency of the method. The results of individual compounds within samples aren't corrected for the recovery	Date Received	18/07/2014	18/07/2014	18/07/2014	18/07/2014	18/07/2014	18/07/2014
		SDG Ref	140718-13	140718-13	140718-13	140718-13	140718-13	140718-13
(F)	Trigger breach confirmed	Lab Sample No.(s)	9639626	9639633	9639642	9639597	9639606	9639615
1-5&+§@	Sample deviation (see appendix)	AGS Reference						

Component	LOD/Units	Method						
GRO Surrogate % recovery**	%	TM089	108	102	93	116	113	78
GRO TOT (Moisture Corrected)	<44 µg/kg	TM089	<176 M	<176 M	<176 M	<176 M	<176 M	373000 M
Methyl tertiary butyl ether (MTBE)	<5 µg/kg	TM089	<20 M	<20 M	<20 M	<20 M	<20 M	<50 M
Benzene	<10 µg/kg	TM089	<40 M	<40 M	<40 M	<40 M	<40 M	<100 M
Toluene	<2 µg/kg	TM089	<8 M	<8 M	<8 M	<8 M	<8 M	<20 M
Ethylbenzene	<3 µg/kg	TM089	<12 M	<12 M	<12 M	<12 M	<12 M	<30 M
m,p-Xylene	<6 µg/kg	TM089	<24 M	<24 M	<24 M	<24 M	<24 M	<60 M
o-Xylene	<3 µg/kg	TM089	<12 M	<12 M	<12 M	<12 M	<12 M	<30 M
sum of detected mpo xylene by GC	<9 µg/kg	TM089	<9	<36	<36	<36	<36	<9
sum of detected BTEX by GC	<24 µg/kg	TM089	<24	<96	<96	<96	<96	<24
Aliphatics >C5-C6	<10 µg/kg	TM089	<40	<40	<40	<40	<40	<100
Aliphatics >C6-C8	<10 µg/kg	TM089	<40	<40	<40	<40	<40	147
Aliphatics >C8-C10	<10 µg/kg	TM089	<40	<40	<40	<40	<40	43200
Aliphatics >C10-C12	<10 µg/kg	TM089	<40	<40	<40	<40	48.2	181000
Aliphatics >C12-C16	<100 µg/kg	TM173	<100	<100	<100	<100	<100	121000
Aliphatics >C16-C21	<100 µg/kg	TM173	<100	<100	<100	<100	<100	128000
Aliphatics >C21-C35	<100 µg/kg	TM173	<100	995	<100	<100	1410	<100
Aliphatics >C35-C44	<100 µg/kg	TM173	<100	<100	<100	<100	<100	<100
Total Aliphatics >C12-C44	<100 µg/kg	TM173	<100	995	<100	<100	1410	249000
Aromatics >EC5-EC7	<10 µg/kg	TM089	<40	<40	<40	<40	<40	<100
Aromatics >EC7-EC8	<10 µg/kg	TM089	<40	<40	<40	<40	<40	<100
Aromatics >EC8-EC10	<10 µg/kg	TM089	<40	<40	<40	<40	<40	28800
Aromatics >EC10-EC12	<10 µg/kg	TM089	<40	<40	<40	<40	<40	120000
Aromatics >EC12-EC16	<100 µg/kg	TM173	<100	<100	<100	<100	<100	33800
Aromatics >EC16-EC21	<100 µg/kg	TM173	<100	<100	<100	<100	<100	42600
Aromatics >EC21-EC35	<100 µg/kg	TM173	<100	2680	1430	<100	2280	7290
Aromatics >EC35-EC44	<100 µg/kg	TM173	<100	3770	<100	<100	386	<100
Aromatics >EC40-EC44	<100 µg/kg	TM173	<100	2390	<100	<100	<100	<100
Total Aromatics >EC12-EC44	<100 µg/kg	TM173	<100	6450	1430	<100	2660	83600
Total Aliphatics & Aromatics >C5-C44	<100 µg/kg	TM173	<100	7440	1440	<100	4240	706000

CERTIFICATE OF ANALYSIS

SDG:	140718-13	**Location:**	Coed Darcy	**Order Number:**	CD0748
Job:	H_ATKINS_LDC-224	**Customer:**	Atkins Global Ltd	**Report Number:**	289703
Client Reference:	Site Wide Trial Pitting	**Attention:**	Jack Lowrie	**Superseded Report:**	280169

TPH CWG (S)

Results Legend

#	ISO17025 accredited.
M	*m*CERTS accredited.
aq	Aqueous / settled sample.
diss.filt	Dissolved / filtered sample.
tot.unfilt	Total / unfiltered sample.
*	Subcontracted test.
**	% recovery of the surrogate standard to check the efficiency of the method. The results of individual compounds within samples aren't corrected for the recovery
(F)	Trigger breach confirmed
1-5&+§@	Sample deviation (see appendix)

Component	LOD/Units	Method	Customer Sample Ref.	IP 250	IP 250	IP 278	IP 278	IP 465	IP 465
			Depth (m)	0.50	1.50	0.50	1.50	0.50	1.50
			Sample Type	Soil/Solid	Soil/Solid	Soil/Solid	Soil/Solid	Soil/Solid	Soil/Solid
			Date Sampled	15/07/2014	15/07/2014	15/07/2014	15/07/2014	15/07/2014	15/07/2014
			Sample Time	.	.	.	.	.	.
			Date Received	18/07/2014	18/07/2014	18/07/2014	18/07/2014	18/07/2014	18/07/2014
			SDG Ref	140718-13	140718-13	140718-13	140718-13	140718-13	140718-13
			Lab Sample No.(s)	9639667	9639685	9640119	9640133	9640325	9640382
			AGS Reference						
GRO Surrogate % recovery**	%	TM089		85	91	103	90	111	122
GRO TOT (Moisture Corrected)	<44 µg/kg	TM089		<176 M	<176 M	<176 M	<176 M	<176 M	<176 M
Methyl tertiary butyl ether (MTBE)	<5 µg/kg	TM089		<20 M	<20 M	<20 M	<20 M	<20 M	<20 M
Benzene	<10 µg/kg	TM089		<40 M	<40 M	<40 M	<40 M	<40 M	<40 M
Toluene	<2 µg/kg	TM089		<8 M	<8 M	<8 M	<8 M	<8 M	<8 M
Ethylbenzene	<3 µg/kg	TM089		<12 M	<12 M	<12 M	<12 M	<12 M	<12 M
m,p-Xylene	<6 µg/kg	TM089		<24 M	<24 M	<24 M	<24 M	<24 M	<24 M
o-Xylene	<3 µg/kg	TM089		<12 M	<12 M	<12 M	<12 M	<12 M	<12 M
sum of detected mpo xylene by GC	<9 µg/kg	TM089		<9	<9	<36	<36	<36	<36
sum of detected BTEX by GC	<24 µg/kg	TM089		<24	<24	<96	<96	<96	<96
Aliphatics >C5-C6	<10 µg/kg	TM089		<40	<40	<40	<40	<40	<40
Aliphatics >C6-C8	<10 µg/kg	TM089		<40	<40	<40	<40	<40	<40
Aliphatics >C8-C10	<10 µg/kg	TM089		<40	<40	<40	<40	<40	<40
Aliphatics >C10-C12	<10 µg/kg	TM089		<40	<40	<40	<40	<40	<40
Aliphatics >C12-C16	<100 µg/kg	TM173		<100	<100	<100	812	<100	<100
Aliphatics >C16-C21	<100 µg/kg	TM173		<100	838	23500	<100	<100	<100
Aliphatics >C21-C35	<100 µg/kg	TM173		761	2530	97500	2600	<100	<100
Aliphatics >C35-C44	<100 µg/kg	TM173		<100	295	14000	<100	<100	<100
Total Aliphatics >C12-C44	<100 µg/kg	TM173		761	3660	135000	3410	<100	<100
Aromatics >EC5-EC7	<10 µg/kg	TM089		<40	<40	<40	<40	<40	<40
Aromatics >EC7-EC8	<10 µg/kg	TM089		<40	<40	<40	<40	<40	<40
Aromatics >EC8-EC10	<10 µg/kg	TM089		<40	<40	<40	<40	<40	<40
Aromatics >EC10-EC12	<10 µg/kg	TM089		<40	<40	<40	<40	<40	<40
Aromatics >EC12-EC16	<100 µg/kg	TM173		<100	<100	<100	349	<100	<100
Aromatics >EC16-EC21	<100 µg/kg	TM173		<100	440	2950	1310	<100	<100
Aromatics >EC21-EC35	<100 µg/kg	TM173		<100	6750	76700	13800	<100	<100
Aromatics >EC35-EC44	<100 µg/kg	TM173		<100	1520	28000	3880	<100	<100
Aromatics >EC40-EC44	<100 µg/kg	TM173		<100	<100	9640	<100	<100	<100
Total Aromatics >EC12-EC44	<100 µg/kg	TM173		<100	8710	108000	19300	<100	<100
Total Aliphatics & Aromatics >C5-C44	<100 µg/kg	TM173		761	12400	243000	22800	<100	<100

CERTIFICATE OF ANALYSIS

SDG: 140718-13 **Location:** Coed Darcy **Order Number:** CD0748
Job: H_ATKINS_LDC-224 **Customer:** Atkins Global Ltd **Report Number:** 289703
Client Reference: Site Wide Trial Pitting **Attention:** Jack Lowrie **Superseded Report:** 280169

TPH CWG (S)

Results Legend	
#	ISO17025 accredited.
M	*m*CERTS accredited.
aq	Aqueous / settled sample.
diss.filt	Dissolved / filtered sample.
tot.unfilt	Total / unfiltered sample.
*	Subcontracted test.
**	% recovery of the surrogate standard to check the efficiency of the method. The results of individual compounds within samples aren't corrected for the recovery
(F)	Trigger breach confirmed
1-5&+§@	Sample deviation (see appendix)

Component	LOD/Units	Method	Customer Sample Ref.	IP 474	IP 474	IP 480	IP 480	IP 493	IP 493
			Depth (m)	0.50	2.50	1.00	2.00	0.50	1.50
			Sample Type	Soil/Solid	Soil/Solid	Soil/Solid	Soil/Solid	Soil/Solid	Soil/Solid
			Date Sampled	15/07/2014	15/07/2014	15/07/2014	15/07/2014	15/07/2014	15/07/2014
			Sample Time	.	.	.	.	.	.
			Date Received	18/07/2014	18/07/2014	18/07/2014	18/07/2014	18/07/2014	18/07/2014
			SDG Ref	140718-13	140718-13	140718-13	140718-13	140718-13	140718-13
			Lab Sample No.(s)	9639964	9640107	9640219	9640276	9640204	9640211
			AGS Reference						
GRO Surrogate % recovery**	%	TM089		120	121	111	115	105	121
GRO TOT (Moisture Corrected)	<44 µg/kg	TM089		<176 M	<176 M	<176 M	<176 M	455 M	<176 M
Methyl tertiary butyl ether (MTBE)	<5 µg/kg	TM089		<20 M	<20 M	<20 M	<20 M	<20 M	<20 M
Benzene	<10 µg/kg	TM089		<40 M	<40 M	<40 M	<40 M	<40 M	<40 M
Toluene	<2 µg/kg	TM089		<8 M	<8 M	<8 M	<8 M	<8 M	<8 M
Ethylbenzene	<3 µg/kg	TM089		<12 M	<12 M	<12 M	<12 M	<12 M	<12 M
m,p-Xylene	<6 µg/kg	TM089		<24 M	<24 M	<24 M	<24 M	<24 M	<24 M
o-Xylene	<3 µg/kg	TM089		<12 M	<12 M	<12 M	<12 M	<12 M	<12 M
sum of detected mpo xylene by GC	<9 µg/kg	TM089		<36	<36	<36	<36	<36	<36
sum of detected BTEX by GC	<24 µg/kg	TM089		<96	<96	<96	<96	<96	<96
Aliphatics >C5-C6	<10 µg/kg	TM089		<40	<40	<40	<40	<40	<40
Aliphatics >C6-C8	<10 µg/kg	TM089		<40	<40	<40	<40	<40	<40
Aliphatics >C8-C10	<10 µg/kg	TM089		<40	<40	<40	<40	74.8	<40
Aliphatics >C10-C12	<10 µg/kg	TM089		<40	<40	<40	<40	174	41.7
Aliphatics >C12-C16	<100 µg/kg	TM173		<100	2240	<100	<100	<100	6270
Aliphatics >C16-C21	<100 µg/kg	TM173		<100	<100	<100	<100	<100	516
Aliphatics >C21-C35	<100 µg/kg	TM173		<100	<100	<100	<100	17500	5740
Aliphatics >C35-C44	<100 µg/kg	TM173		<100	<100	<100	<100	2520	1740
Total Aliphatics >C12-C44	<100 µg/kg	TM173		<100	2240	<100	<100	20000	14300
Aromatics >EC5-EC7	<10 µg/kg	TM089		<40	<40	<40	<40	<40	<40
Aromatics >EC7-EC8	<10 µg/kg	TM089		<40	<40	<40	<40	<40	<40
Aromatics >EC8-EC10	<10 µg/kg	TM089		<40	<40	<40	<40	55.2	<40
Aromatics >EC10-EC12	<10 µg/kg	TM089		<40	<40	<40	<40	116	<40
Aromatics >EC12-EC16	<100 µg/kg	TM173		<100	<100	<100	<100	<100	<100
Aromatics >EC16-EC21	<100 µg/kg	TM173		<100	<100	<100	<100	2170	<100
Aromatics >EC21-EC35	<100 µg/kg	TM173		<100	1050	<100	<100	26700	5320
Aromatics >EC35-EC44	<100 µg/kg	TM173		<100	<100	<100	<100	9550	4290
Aromatics >EC40-EC44	<100 µg/kg	TM173		<100	<100	<100	<100	3860	1740
Total Aromatics >EC12-EC44	<100 µg/kg	TM173		<100	1050	<100	<100	38400	9610
Total Aliphatics & Aromatics >C5-C44	<100 µg/kg	TM173		<100	3300	<100	<100	58900	24000

CERTIFICATE OF ANALYSIS

SDG:	140718-13	**Location:**	Coed Darcy	**Order Number:**	CD0748
Job:	H_ATKINS_LDC-224	**Customer:**	Atkins Global Ltd	**Report Number:**	289703
Client Reference:	Site Wide Trial Pitting	**Attention:**	Jack Lowrie	**Superseded Report:**	280169

TPH CWG (S)

Results Legend

#	ISO17025 accredited.
M	*m*CERTS accredited.
aq	Aqueous / settled sample.
diss.filt	Dissolved / filtered sample.
tot.unfilt	Total / unfiltered sample.
*	Subcontracted test.
**	% recovery of the surrogate standard to check the efficiency of the method. The results of individual compounds within samples aren't corrected for the recovery
(F)	Trigger breach confirmed
1-5&+§@	Sample deviation (see appendix)

Component	LOD/Units	Method	Customer Sample Ref.	IP 493	IP 493	IP 494	IP 494	IP 501	IP 501
			Depth (m)	2.00	3.00	1.00	2.50	0.50	1.50
			Sample Type	Soil/Solid	Soil/Solid	Soil/Solid	Soil/Solid	Soil/Solid	Soil/Solid
			Date Sampled	15/07/2014	15/07/2014	15/07/2014	15/07/2014	15/07/2014	15/07/2014
			Sample Time	.	.	.	.	.	.
			Date Received	18/07/2014	18/07/2014	18/07/2014	18/07/2014	18/07/2014	18/07/2014
			SDG Ref	140718-13	140718-13	140718-13	140718-13	140718-13	140718-13
			Lab Sample No.(s)	9640225	9640229	9639363	9639823	9640146	9640159
			AGS Reference						
GRO Surrogate % recovery**	%	TM089		114	111	96	76	99	111
GRO TOT (Moisture Corrected)	<44 µg/kg	TM089		169000 M	228000 #	<176 M	259000 M	281 M	<176 M
Methyl tertiary butyl ether (MTBE)	<5 µg/kg	TM089		<20 M	<20 #	<20 M	<20 M	<20 M	<20 M
Benzene	<10 µg/kg	TM089		<40 M	<40 #	<40 M	<40 M	<40 M	<40 M
Toluene	<2 µg/kg	TM089		<8 M	<8 #	<8 M	<8 M	<8 M	<8 M
Ethylbenzene	<3 µg/kg	TM089		<12 M	<12 #	<12 M	<12 M	<12 M	<12 M
m,p-Xylene	<6 µg/kg	TM089		<24 M	<24 #	<24 M	<24 M	<24 M	<24 M
o-Xylene	<3 µg/kg	TM089		<12 M	<12 #	<12 M	<12 M	<12 M	<12 M
sum of detected mpo xylene by GC	<9 µg/kg	TM089		<36	<36	<9	<9	<36	<9
sum of detected BTEX by GC	<24 µg/kg	TM089		<96	<96	<24	<24	<96	<24
Aliphatics >C5-C6	<10 µg/kg	TM089		<40	<40	<40	<40	<40	<40
Aliphatics >C6-C8	<10 µg/kg	TM089		1730	3170	<40	3920	<40	<40
Aliphatics >C8-C10	<10 µg/kg	TM089		29400	43000	<40	53400	65.5	<40
Aliphatics >C10-C12	<10 µg/kg	TM089		71000	92000	<40	99900	79.6	<40
Aliphatics >C12-C16	<100 µg/kg	TM173		454000	500000	7700	1800000	<100	5170
Aliphatics >C16-C21	<100 µg/kg	TM173		14100	13500	24400	84800	5190	11000
Aliphatics >C21-C35	<100 µg/kg	TM173		<100	<100	190000	896	33600	71000
Aliphatics >C35-C44	<100 µg/kg	TM173		<100	<100	122000	<100	9890	67700
Total Aliphatics >C12-C44	<100 µg/kg	TM173		468000	513000	344000	1890000	48600	155000
Aromatics >EC5-EC7	<10 µg/kg	TM089		<40	<40	<40	<40	<40	<40
Aromatics >EC7-EC8	<10 µg/kg	TM089		<40	<40	<40	<40	<40	<40
Aromatics >EC8-EC10	<10 µg/kg	TM089		19600	28700	<40	35600	45.6	<40
Aromatics >EC10-EC12	<10 µg/kg	TM089		47300	61400	<40	66600	52.7	<40
Aromatics >EC12-EC16	<100 µg/kg	TM173		111000	115000	<100	29700	<100	<100
Aromatics >EC16-EC21	<100 µg/kg	TM173		5570	5830	1640	5800	11400	5840
Aromatics >EC21-EC35	<100 µg/kg	TM173		<100	<100	27300	4570	72200	84800
Aromatics >EC35-EC44	<100 µg/kg	TM173		<100	<100	10900	1390	52800	138000
Aromatics >EC40-EC44	<100 µg/kg	TM173		<100	<100	1490	<100	23400	68400
Total Aromatics >EC12-EC44	<100 µg/kg	TM173		116000	121000	39800	41500	136000	228000
Total Aliphatics & Aromatics >C5-C44	<100 µg/kg	TM173		753000	863000	384000	2190000	185000	383000

CERTIFICATE OF ANALYSIS

SDG:	140718-13	**Location:**	Coed Darcy	**Order Number:**	CD0748
Job:	H_ATKINS_LDC-224	**Customer:**	Atkins Global Ltd	**Report Number:**	289703
Client Reference:	Site Wide Trial Pitting	**Attention:**	Jack Lowrie	**Superseded Report:**	280169

TPH CWG (S)

Results Legend

#	ISO17025 accredited.
M	*m*CERTS accredited.
aq	Aqueous / settled sample.
diss.filt	Dissolved / filtered sample.
tot.unfilt	Total / unfiltered sample.
*	Subcontracted test.
**	% recovery of the surrogate standard to check the efficiency of the method. The results of individual compounds within samples aren't corrected for the recovery
(F)	Trigger breach confirmed
1-5&+§@	Sample deviation (see appendix)

Component	LOD/Units	Method	Customer Sample Ref.	IP 501	IP 503	IP 503	IP 503	IP 522	IP 522
			Depth (m)	3.50	0.50	1.50	3.50	0.50	1.50
			Sample Type	Soil/Solid	Soil/Solid	Soil/Solid	Soil/Solid	Soil/Solid	Soil/Solid
			Date Sampled	15/07/2014	15/07/2014	15/07/2014	15/07/2014	15/07/2014	15/07/2014
			Sample Time	.	.	.	.	.	.
			Date Received	18/07/2014	18/07/2014	18/07/2014	18/07/2014	18/07/2014	18/07/2014
			SDG Ref	140718-13	140718-13	140718-13	140718-13	140718-13	140718-13
			Lab Sample No.(s)	9640170	9640441	9639376	9639467	9639576	9639675
			AGS Reference						
GRO Surrogate % recovery**	%	TM089		119	123	95	97	92	99
GRO TOT (Moisture Corrected)	<44 µg/kg	TM089		<176 M	<176 M	175000 M	66500 M	<176 M	1640 M
Methyl tertiary butyl ether (MTBE)	<5 µg/kg	TM089		<20 M	<20 M	<20 M	<20 M	<20 M	<20 M
Benzene	<10 µg/kg	TM089		<40 M	<40 M	130 M	<40 M	<40 M	<40 M
Toluene	<2 µg/kg	TM089		<8 M	<8 M	<8 M	<8 M	<8 M	<8 M
Ethylbenzene	<3 µg/kg	TM089		<12 M	<12 M	<12 M	<12 M	<12 M	<12 M
m,p-Xylene	<6 µg/kg	TM089		<24 M	<24 M	<24 M	<24 M	<24 M	<24 M
o-Xylene	<3 µg/kg	TM089		<12 M	<12 M	<12 M	<12 M	<12 M	<12 M
sum of detected mpo xylene by GC	<9 µg/kg	TM089		<9	<9	<36	<9	<9	<9
sum of detected BTEX by GC	<24 µg/kg	TM089		<24	<24	130	<24	<24	<24
Aliphatics >C5-C6	<10 µg/kg	TM089		<40	<40	91.2	<40	<40	<40
Aliphatics >C6-C8	<10 µg/kg	TM089		<40	<40	1840	328	<40	92.4
Aliphatics >C8-C10	<10 µg/kg	TM089		<40	<40	21700	5540	<40	200
Aliphatics >C10-C12	<10 µg/kg	TM089		<40	<40	81700	34200	<40	718
Aliphatics >C12-C16	<100 µg/kg	TM173		<100	4510	381000	651000	<100	20100
Aliphatics >C16-C21	<100 µg/kg	TM173		<100	2090	14500	23400	<100	1660
Aliphatics >C21-C35	<100 µg/kg	TM173		<100	27900	<100	<100	<100	<100
Aliphatics >C35-C44	<100 µg/kg	TM173		<100	3730	<100	<100	<100	<100
Total Aliphatics >C12-C44	<100 µg/kg	TM173		<100	38200	395000	675000	<100	21800
Aromatics >EC5-EC7	<10 µg/kg	TM089		<40	<40	130	<40	<40	<40
Aromatics >EC7-EC8	<10 µg/kg	TM089		<40	<40	<40	<40	<40	<40
Aromatics >EC8-EC10	<10 µg/kg	TM089		<40	<40	14500	3700	<40	139
Aromatics >EC10-EC12	<10 µg/kg	TM089		<40	<40	54500	22800	<40	478
Aromatics >EC12-EC16	<100 µg/kg	TM173		<100	<100	5060	14000	<100	<100
Aromatics >EC16-EC21	<100 µg/kg	TM173		<100	2570	1470	2980	1350	<100
Aromatics >EC21-EC35	<100 µg/kg	TM173		<100	18100	<100	<100	14800	<100
Aromatics >EC35-EC44	<100 µg/kg	TM173		<100	4560	<100	<100	1330	<100
Aromatics >EC40-EC44	<100 µg/kg	TM173		<100	<100	<100	<100	<100	<100
Total Aromatics >EC12-EC44	<100 µg/kg	TM173		<100	25200	6530	16900	17400	<100
Total Aliphatics & Aromatics >C5-C44	<100 µg/kg	TM173		<100	63500	577000	758000	17400	23400

CERTIFICATE OF ANALYSIS

SDG: 140718-13 **Location:** Coed Darcy **Order Number:** CD0748
Job: H_ATKINS_LDC-224 **Customer:** Atkins Global Ltd **Report Number:** 289703
Client Reference: Site Wide Trial Pitting **Attention:** Jack Lowrie **Superseded Report:** 280169

TPH CWG (S)

Results Legend
- **#** ISO17025 accredited.
- **M** *m*CERTS accredited.
- **aq** Aqueous / settled sample.
- **diss.filt** Dissolved / filtered sample.
- **tot.unfilt** Total / unfiltered sample.
- ***** Subcontracted test.
- ****** % recovery of the surrogate standard to check the efficiency of the method. The results of individual compounds within samples aren't corrected for the recovery
- **(F)** Trigger breach confirmed
- **1-5&+§@** Sample deviation (see appendix)

Component	LOD/Units	Method	Customer Sample Ref.	IP 522	IP 525	IP 525	IP 525	IP 551	IP 551
			Depth (m)	3.00	2.00	3.00	4.00	0.20	1.00
			Sample Type	Soil/Solid	Soil/Solid	Soil/Solid	Soil/Solid	Soil/Solid	Soil/Solid
			Date Sampled	15/07/2014	15/07/2014	15/07/2014	15/07/2014	15/07/2014	15/07/2014
			Sample Time	.	.	.	.	.	.
			Date Received	18/07/2014	18/07/2014	18/07/2014	18/07/2014	18/07/2014	18/07/2014
			SDG Ref	140718-13	140718-13	140718-13	140718-13	140718-13	140718-13
			Lab Sample No.(s)	9639749	9640178	9640188	9640196	9640233	9640237
			AGS Reference						
GRO Surrogate % recovery**	%	TM089		93 2	113	113	122	106	112
GRO TOT (Moisture Corrected)	<44 µg/kg	TM089		8590 2 M	485 M	<176 M	926 #	1850 M	195000 M
Methyl tertiary butyl ether (MTBE)	<5 µg/kg	TM089		<20 2 M	<20 M	<20 M	<20 #	<20 M	<20 M
Benzene	<10 µg/kg	TM089		<40 2 M	<40 M	<40 M	<40 #	<40 M	<40 M
Toluene	<2 µg/kg	TM089		<8 2 M	<8 M	<8 M	<8 #	<8 M	<8 M
Ethylbenzene	<3 µg/kg	TM089		<12 2 M	<12 M	<12 M	<12 #	<12 M	<12 M
m,p-Xylene	<6 µg/kg	TM089		<24 2 M	<24 M	<24 M	<24 #	<24 M	<24 M
o-Xylene	<3 µg/kg	TM089		<12 2 M	<12 M	<12 M	<12 #	<12 M	<12 M
sum of detected mpo xylene by GC	<9 µg/kg	TM089		<9 2	<9	<36	<36	<36	<9
sum of detected BTEX by GC	<24 µg/kg	TM089		<24 2	<24	<96	<96	<96	<24
Aliphatics >C5-C6	<10 µg/kg	TM089		<40 2	<40	<40	<40	<40	62.5
Aliphatics >C6-C8	<10 µg/kg	TM089		190 2	<40	<40	322	70.8	4210
Aliphatics >C8-C10	<10 µg/kg	TM089		699 2	107	<40	156	611	64300
Aliphatics >C10-C12	<10 µg/kg	TM089		4330 2	158	81.7	186	448	50000
Aliphatics >C12-C16	<100 µg/kg	TM173		37400	<100	<100	<100	77600	241000
Aliphatics >C16-C21	<100 µg/kg	TM173		9050	<100	<100	<100	320000	175000
Aliphatics >C21-C35	<100 µg/kg	TM173		<100	<100	<100	<100	339000	39500
Aliphatics >C35-C44	<100 µg/kg	TM173		<100	<100	<100	<100	21400	<100
Total Aliphatics >C12-C44	<100 µg/kg	TM173		46500	<100	<100	<100	759000	455000
Aromatics >EC5-EC7	<10 µg/kg	TM089		<40 2	<40	<40	<40	<40	<40
Aromatics >EC7-EC8	<10 µg/kg	TM089		<40 2	<40	<40	<40	<40	<40
Aromatics >EC8-EC10	<10 µg/kg	TM089		466 2	77.9	<40	108	407	42800
Aromatics >EC10-EC12	<10 µg/kg	TM089		2890 2	106	53.7	124	299	33300
Aromatics >EC12-EC16	<100 µg/kg	TM173		<100	<100	<100	<100	6220	61800
Aromatics >EC16-EC21	<100 µg/kg	TM173		<100	2200	<100	<100	32200	76900
Aromatics >EC21-EC35	<100 µg/kg	TM173		<100	20400	1070	<100	97000	22200
Aromatics >EC35-EC44	<100 µg/kg	TM173		<100	18700	<100	<100	25600	<100
Aromatics >EC40-EC44	<100 µg/kg	TM173		<100	9720	<100	<100	10600	<100
Total Aromatics >EC12-EC44	<100 µg/kg	TM173		<100	41300	1070	<100	161000	161000
Total Aliphatics & Aromatics >C5-C44	<100 µg/kg	TM173		55100	41700	1270	926	921000	810000

CERTIFICATE OF ANALYSIS

SDG:	140718-13	**Location:**	Coed Darcy	**Order Number:**	CD0748
Job:	H_ATKINS_LDC-224	**Customer:**	Atkins Global Ltd	**Report Number:**	289703
Client Reference:	Site Wide Trial Pitting	**Attention:**	Jack Lowrie	**Superseded Report:**	280169

TPH CWG (S)

Results Legend

#	ISO17025 accredited.
M	*m*CERTS accredited.
aq	Aqueous / settled sample.
diss.filt	Dissolved / filtered sample.
tot.unfilt	Total / unfiltered sample.
*	Subcontracted test.
**	% recovery of the surrogate standard to check the efficiency of the method. The results of individual compounds within samples aren't corrected for the recovery
(F)	Trigger breach confirmed
1-5&+§@	Sample deviation (see appendix)

Component	LOD/Units	Method	Customer Sample Ref.	IP 551	IP 764	IP 764	IP 764	IP 764	IP 764
			Depth (m)	3.00	1.00	1.45	2.00	3.00	4.00
			Sample Type	Soil/Solid	Soil/Solid	Soil/Solid	Soil/Solid	Soil/Solid	Soil/Solid
			Date Sampled	15/07/2014	15/07/2014	15/07/2014	15/07/2014	15/07/2014	15/07/2014
			Sample Time	.	.	.	.	.	.
			Date Received	18/07/2014	18/07/2014	18/07/2014	18/07/2014	18/07/2014	18/07/2014
			SDG Ref	140718-13	140718-13	140718-13	140718-13	140718-13	140718-13
			Lab Sample No.(s)	9640244	9640292	9640297	9640301	9640305	9640309
			AGS Reference						
GRO Surrogate % recovery**	%	TM089		114	46	83	54	51	63
GRO TOT (Moisture Corrected)	<44 µg/kg	TM089		495000 #	3310 M	329000 M	<176 M	<176 M	16600 M
Methyl tertiary butyl ether (MTBE)	<5 µg/kg	TM089		<20 #	<20 M	<20 M	<20 M	<20 M	<20 M
Benzene	<10 µg/kg	TM089		<40 #	<40 M	<40 M	<40 M	<40 M	<40 M
Toluene	<2 µg/kg	TM089		<8 #	<8 M	<8 M	<8 M	<8 M	<8 M
Ethylbenzene	<3 µg/kg	TM089		<12 #	<12 M	<12 M	<12 M	<12 M	<12 M
m,p-Xylene	<6 µg/kg	TM089		<24 #	<24 M	<24 M	<24 M	<24 M	<24 M
o-Xylene	<3 µg/kg	TM089		<12 #	<12 M	<12 M	<12 M	<12 M	<12 M
sum of detected mpo xylene by GC	<9 µg/kg	TM089		<9	<9	<36	<9	<36	<36
sum of detected BTEX by GC	<24 µg/kg	TM089		<24	<24	<96	<24	<96	<96
Aliphatics >C5-C6	<10 µg/kg	TM089		57.5	<40	504	<40	<40	<40
Aliphatics >C6-C8	<10 µg/kg	TM089		12400	456	69300	<40	<40	288
Aliphatics >C8-C10	<10 µg/kg	TM089		205000	896	104000	<40	<40	2200
Aliphatics >C10-C12	<10 µg/kg	TM089		84200	800	51800	<40	<40	7600
Aliphatics >C12-C16	<100 µg/kg	TM173		322000	15500	1110000	<100	<100	<100
Aliphatics >C16-C21	<100 µg/kg	TM173		169000	91400	421000	<100	<100	<100
Aliphatics >C21-C35	<100 µg/kg	TM173		16800	322000	114000	44900	<100	<100
Aliphatics >C35-C44	<100 µg/kg	TM173		<100	226000	36200	<100	<100	<100
Total Aliphatics >C12-C44	<100 µg/kg	TM173		507000	655000	1680000	44900	<100	<100
Aromatics >EC5-EC7	<10 µg/kg	TM089		<40	<40	74.4	<40	<40	<40
Aromatics >EC7-EC8	<10 µg/kg	TM089		<40	<40	<40	<40	<40	<40
Aromatics >EC8-EC10	<10 µg/kg	TM089		137000	598	69100	<40	<40	1470
Aromatics >EC10-EC12	<10 µg/kg	TM089		56100	534	34500	<40	<40	5070
Aromatics >EC12-EC16	<100 µg/kg	TM173		96900	<100	196000	<100	<100	<100
Aromatics >EC16-EC21	<100 µg/kg	TM173		66500	4600	111000	3050	<100	<100
Aromatics >EC21-EC35	<100 µg/kg	TM173		6340	177000	311000	168000	<100	<100
Aromatics >EC35-EC44	<100 µg/kg	TM173		<100	190000	76700	33700	<100	<100
Aromatics >EC40-EC44	<100 µg/kg	TM173		<100	84000	24800	7440	<100	<100
Total Aromatics >EC12-EC44	<100 µg/kg	TM173		170000	372000	694000	204000	<100	<100
Total Aliphatics & Aromatics >C5-C44	<100 µg/kg	TM173		1170000	1030000	2710000	249000	<100	16600

CERTIFICATE OF ANALYSIS

SDG: 140718-13 **Location:** Coed Darcy **Order Number:** CD0748
Job: H_ATKINS_LDC-224 **Customer:** Atkins Global Ltd **Report Number:** 289703
Client Reference: Site Wide Trial Pitting **Attention:** Jack Lowrie **Superseded Report:** 280169

TPH CWG (S)

Results Legend	
#	ISO17025 accredited.
M	*m*CERTS accredited.
aq	Aqueous / settled sample.
diss.filt	Dissolved / filtered sample.
tot.unfilt	Total / unfiltered sample.
*	Subcontracted test.
**	% recovery of the surrogate standard to check the efficiency of the method. The results of individual compounds within samples aren't corrected for the recovery
(F)	Trigger breach confirmed
1-5&+§@	Sample deviation (see appendix)

Component	LOD/Units	Method	Customer Sample Ref.	IP 765	IP 765	IP 765	IP 768	IP 768	IP 768
			Depth (m)	0.50	1.50	2.50	0.50	1.50	2.50
			Sample Type	Soil/Solid	Soil/Solid	Soil/Solid	Soil/Solid	Soil/Solid	Soil/Solid
			Date Sampled	15/07/2014	15/07/2014	15/07/2014	15/07/2014	15/07/2014	15/07/2014
			Sample Time	.	.	.	.	.	.
			Date Received	18/07/2014	18/07/2014	18/07/2014	18/07/2014	18/07/2014	18/07/2014
			SDG Ref	140718-13	140718-13	140718-13	140718-13	140718-13	140718-13
			Lab Sample No.(s)	9640270	9640280	9640287	9640248	9640254	9640259
			AGS Reference						
GRO Surrogate % recovery**	%	TM089		76	78	92	98	109	36
GRO TOT (Moisture Corrected)	<44 µg/kg	TM089		<176 M	<880 M	<176 M	546 M	18100 M	1530 M
Methyl tertiary butyl ether (MTBE)	<5 µg/kg	TM089		<20 M	<100 M	<20 M	<20 M	<20 M	<20 M
Benzene	<10 µg/kg	TM089		<40 M	<200 M	<40 M	<40 M	<40 M	<40 M
Toluene	<2 µg/kg	TM089		<8 M	<40 M	<8 M	<8 M	<8 M	<8 M
Ethylbenzene	<3 µg/kg	TM089		<12 M	<60 M	<12 M	<12 M	<12 M	<12 M
m,p-Xylene	<6 µg/kg	TM089		<24 M	<120 M	<24 M	<24 M	<24 M	<24 M
o-Xylene	<3 µg/kg	TM089		<12 M	<60 M	<12 M	<12 M	<12 M	<12 M
sum of detected mpo xylene by GC	<9 µg/kg	TM089		<9	<9	<36	<9	<36	<9
sum of detected BTEX by GC	<24 µg/kg	TM089		<24	<24	<96	<24	<96	<24
Aliphatics >C5-C6	<10 µg/kg	TM089		<40	<200	<40	<40	<40	211
Aliphatics >C6-C8	<10 µg/kg	TM089		<40	<200	<40	49.8	198	547
Aliphatics >C8-C10	<10 µg/kg	TM089		<40	<200	<40	70	3350	168
Aliphatics >C10-C12	<10 µg/kg	TM089		<40	<200	<40	199	7380	293
Aliphatics >C12-C16	<100 µg/kg	TM173		4080	<100	<100	19000	19600	3130
Aliphatics >C16-C21	<100 µg/kg	TM173		17600	4830	<100	3080	20400	4390
Aliphatics >C21-C35	<100 µg/kg	TM173		80800	198000	<100	<100	30100	198000
Aliphatics >C35-C44	<100 µg/kg	TM173		61500	4370	<100	<100	7400	<100
Total Aliphatics >C12-C44	<100 µg/kg	TM173		164000	207000	<100	22100	77500	206000
Aromatics >EC5-EC7	<10 µg/kg	TM089		<40	<200	<40	<40	<40	<40
Aromatics >EC7-EC8	<10 µg/kg	TM089		<40	<200	<40	<40	<40	<40
Aromatics >EC8-EC10	<10 µg/kg	TM089		<40	<200	<40	64.7	2230	110
Aromatics >EC10-EC12	<10 µg/kg	TM089		<40	<200	<40	134	4920	197
Aromatics >EC12-EC16	<100 µg/kg	TM173		<100	391	<100	<100	4060	898
Aromatics >EC16-EC21	<100 µg/kg	TM173		5910	12700	<100	<100	20900	10400
Aromatics >EC21-EC35	<100 µg/kg	TM173		89400	778000	<100	<100	81600	462000
Aromatics >EC35-EC44	<100 µg/kg	TM173		82500	150000	<100	<100	28400	184000
Aromatics >EC40-EC44	<100 µg/kg	TM173		37600	40800	<100	<100	11000	44600
Total Aromatics >EC12-EC44	<100 µg/kg	TM173		178000	941000	<100	<100	135000	657000
Total Aliphatics & Aromatics >C5-C44	<100 µg/kg	TM173		342000	1150000	<100	22600	231000	865000

CERTIFICATE OF ANALYSIS

SDG:	140718-13	**Location:**	Coed Darcy	**Order Number:**	CD0748
Job:	H_ATKINS_LDC-224	**Customer:**	Atkins Global Ltd	**Report Number:**	289703
Client Reference:	Site Wide Trial Pitting	**Attention:**	Jack Lowrie	**Superseded Report:**	280169

TPH CWG (S)

Results Legend

#	ISO17025 accredited.
M	*m*CERTS accredited.
aq	Aqueous / settled sample.
diss.filt	Dissolved / filtered sample.
tot.unfilt	Total / unfiltered sample.
*	Subcontracted test.
**	% recovery of the surrogate standard to check the efficiency of the method. The results of individual compounds within samples aren't corrected for the recovery
(F)	Trigger breach confirmed
1-5&+§@	Sample deviation (see appendix)

Component	LOD/Units	Method	Customer Sample Ref.	IP 768	IP 769	IP 769	IP 769	IP 769	IP 846
			Depth (m)	3.50	0.50	1.00	1.50	3.00	1.00
			Sample Type	Soil/Solid	Soil/Solid	Soil/Solid	Soil/Solid	Soil/Solid	Soil/Solid
			Date Sampled	15/07/2014	15/07/2014	15/07/2014	15/07/2014	15/07/2014	15/07/2014
			Sample Time	.	.	.	.	.	.
			Date Received	18/07/2014	18/07/2014	18/07/2014	18/07/2014	18/07/2014	18/07/2014
			SDG Ref	140718-13	140718-13	140718-13	140718-13	140718-13	140718-13
			Lab Sample No.(s)	9640264	9640313	9640318	9640321	9640331	9640338
			AGS Reference						
GRO Surrogate % recovery**	%	TM089		88	77	121	53	78	77
GRO TOT (Moisture Corrected)	<44 µg/kg	TM089		<176 M	529 M	4810000 3 M	5740 M	<176 M	<176 M
Methyl tertiary butyl ether (MTBE)	<5 µg/kg	TM089		<20 M	<20 M	<100 M	269 M	<20 M	<20 M
Benzene	<10 µg/kg	TM089		<40 M	<40 M	<200 M	<40 M	<40 M	<40 M
Toluene	<2 µg/kg	TM089		<8 M	<8 M	<40 M	<8 M	<8 M	<8 M
Ethylbenzene	<3 µg/kg	TM089		<12 M	<12 M	<60 M	<12 M	<12 M	<12 M
m,p-Xylene	<6 µg/kg	TM089		<24 M	<24 M	<120 M	<24 M	<24 M	<24 M
o-Xylene	<3 µg/kg	TM089		<12 M	<12 M	<60 M	<12 M	<12 M	<12 M
sum of detected mpo xylene by GC	<9 µg/kg	TM089		<9	<9	<9	<9	<9	<9
sum of detected BTEX by GC	<24 µg/kg	TM089		<24	<24	<24	<24	<24	<24
Aliphatics >C5-C6	<10 µg/kg	TM089		<40	<40	609	342	<40	<40
Aliphatics >C6-C8	<10 µg/kg	TM089		<40	<40	246000	4290	<40	<40
Aliphatics >C8-C10	<10 µg/kg	TM089		<40	75.4	1320000	418	<40	<40
Aliphatics >C10-C12	<10 µg/kg	TM089		<40	208	1420000	61.1	<40	<40
Aliphatics >C12-C16	<100 µg/kg	TM173		865	1370	838000	<100	<100	11400
Aliphatics >C16-C21	<100 µg/kg	TM173		2000	15100	154000	<100	<100	58300
Aliphatics >C21-C35	<100 µg/kg	TM173		8010	84000	69700	34200	<100	78100
Aliphatics >C35-C44	<100 µg/kg	TM173		<100	50600	9040	<100	<100	29700
Total Aliphatics >C12-C44	<100 µg/kg	TM173		10900	151000	1070000	34200	<100	178000
Aromatics >EC5-EC7	<10 µg/kg	TM089		<40	<40	<200	<40	<40	<40
Aromatics >EC7-EC8	<10 µg/kg	TM089		<40	<40	<200	<40	<40	<40
Aromatics >EC8-EC10	<10 µg/kg	TM089		<40	63.5	879000	321	<40	<40
Aromatics >EC10-EC12	<10 µg/kg	TM089		<40	139	943000	42	<40	<40
Aromatics >EC12-EC16	<100 µg/kg	TM173		<100	1330	106000	<100	<100	412
Aromatics >EC16-EC21	<100 µg/kg	TM173		<100	8440	47600	<100	<100	7530
Aromatics >EC21-EC35	<100 µg/kg	TM173		4730	70900	369000	271000	<100	74700
Aromatics >EC35-EC44	<100 µg/kg	TM173		<100	49600	67200	51100	<100	39200
Aromatics >EC40-EC44	<100 µg/kg	TM173		<100	20800	12200	13300	<100	15900
Total Aromatics >EC12-EC44	<100 µg/kg	TM173		4730	130000	591000	322000	<100	122000
Total Aliphatics & Aromatics >C5-C44	<100 µg/kg	TM173		15600	282000	6460000	362000	<100	299000
Aromatics >EC16-EC35	<100 µg/kg	TM173			79300				

CERTIFICATE OF ANALYSIS

SDG: 140718-13 **Location:** Coed Darcy **Order Number:** CD0748
Job: H_ATKINS_LDC-224 **Customer:** Atkins Global Ltd **Report Number:** 289703
Client Reference: Site Wide Trial Pitting **Attention:** Jack Lowrie **Superseded Report:** 280169

TPH CWG (S)

Results Legend
ISO17025 accredited.
M *m*CERTS accredited.
aq Aqueous / settled sample.
diss.filt Dissolved / filtered sample.
tot.unfilt Total / unfiltered sample.
***** Subcontracted test.
****** % recovery of the surrogate standard to check the efficiency of the method. The results of individual compounds within samples aren't corrected for the recovery
(F) Trigger breach confirmed
1-5&+§@ Sample deviation (see appendix)

Component	LOD/Units	Method	Customer Sample Ref.	IP 846	IP 846	TPE1061	TPE1675	TPE1675	TPE1675
			Depth (m)	1.30	3.30	0.50	0.50	1.50	2.50
			Sample Type	Soil/Solid	Soil/Solid	Soil/Solid	Soil/Solid	Soil/Solid	Soil/Solid
			Date Sampled	15/07/2014	15/07/2014	15/07/2014	15/07/2014	15/07/2014	15/07/2014
			Sample Time	.	.	.	.	.	.
			Date Received	18/07/2014	18/07/2014	18/07/2014	18/07/2014	18/07/2014	18/07/2014
			SDG Ref	140718-13	140718-13	140718-13	140718-13	140718-13	140718-13
			Lab Sample No.(s)	9640343	9640347	9640352	9640356	9640361	9640368
			AGS Reference						
GRO Surrogate % recovery**	%	TM089		47	63	99	102	79	108
GRO TOT (Moisture Corrected)	<44 µg/kg	TM089		<176 M	<176 M	<176 M	<176 M	<176 M	<176 M
Methyl tertiary butyl ether (MTBE)	<5 µg/kg	TM089		<20 M	<20 M	<20 M	<20 M	<20 M	<20 M
Benzene	<10 µg/kg	TM089		<40 M	<40 M	<40 M	<40 M	<40 M	<40 M
Toluene	<2 µg/kg	TM089		<8 M	<8 M	<8 M	<8 M	<8 M	<8 M
Ethylbenzene	<3 µg/kg	TM089		<12 M	<12 M	<12 M	<12 M	<12 M	<12 M
m,p-Xylene	<6 µg/kg	TM089		<24 M	<24 M	<24 M	<24 M	<24 M	<24 M
o-Xylene	<3 µg/kg	TM089		<12 M	<12 M	<12 M	<12 M	<12 M	<12 M
sum of detected mpo xylene by GC	<9 µg/kg	TM089		<9	<9	<9	<9	<9	<9
sum of detected BTEX by GC	<24 µg/kg	TM089		<24	<24	<24	<24	<24	<24
Aliphatics >C5-C6	<10 µg/kg	TM089		<40	<40	<40	<40	<40	<40
Aliphatics >C6-C8	<10 µg/kg	TM089		<40	<40	<40	<40	<40	<40
Aliphatics >C8-C10	<10 µg/kg	TM089		<40	<40	<40	<40	<40	<40
Aliphatics >C10-C12	<10 µg/kg	TM089		<40	<40	<40	<40	<40	<40
Aliphatics >C12-C16	<100 µg/kg	TM173		<100	<100	<100	<100	<100	<100
Aliphatics >C16-C21	<100 µg/kg	TM173		3510	<100	<100	<100	<100	<100
Aliphatics >C21-C35	<100 µg/kg	TM173		126000	5420	<100	<100	<100	<100
Aliphatics >C35-C44	<100 µg/kg	TM173		<100	<100	<100	<100	<100	<100
Total Aliphatics >C12-C44	<100 µg/kg	TM173		130000	5420	<100	<100	<100	<100
Aromatics >EC5-EC7	<10 µg/kg	TM089		<40	<40	<40	<40	<40	<40
Aromatics >EC7-EC8	<10 µg/kg	TM089		<40	<40	<40	<40	<40	<40
Aromatics >EC8-EC10	<10 µg/kg	TM089		<40	<40	<40	<40	<40	<40
Aromatics >EC10-EC12	<10 µg/kg	TM089		<40	<40	<40	<40	<40	<40
Aromatics >EC12-EC16	<100 µg/kg	TM173		<100	<100	<100	<100	<100	<100
Aromatics >EC16-EC21	<100 µg/kg	TM173		15200	995	<100	<100	<100	<100
Aromatics >EC21-EC35	<100 µg/kg	TM173		1530000	11300	<100	<100	<100	<100
Aromatics >EC35-EC44	<100 µg/kg	TM173		269000	13000	<100	<100	<100	<100
Aromatics >EC40-EC44	<100 µg/kg	TM173		52700	6150	<100	<100	<100	<100
Total Aromatics >EC12-EC44	<100 µg/kg	TM173		1820000	25300	<100	<100	<100	<100
Total Aliphatics & Aromatics >C5-C44	<100 µg/kg	TM173		1950000	30700	<100	<100	<100	<100

CERTIFICATE OF ANALYSIS

SDG:	140718-13	**Location:**	Coed Darcy	**Order Number:**	CD0748
Job:	H_ATKINS_LDC-224	**Customer:**	Atkins Global Ltd	**Report Number:**	289703
Client Reference:	Site Wide Trial Pitting	**Attention:**	Jack Lowrie	**Superseded Report:**	280169

TPH CWG (S)

Results Legend

#	ISO17025 accredited.
M	*m*CERTS accredited.
aq	Aqueous / settled sample.
diss.filt	Dissolved / filtered sample.
tot.unfilt	Total / unfiltered sample.
*	Subcontracted test.
**	% recovery of the surrogate standard to check the efficiency of the method. The results of individual compounds within samples aren't corrected for the recovery
(F)	Trigger breach confirmed
1-5&+§@	Sample deviation (see appendix)

Component	LOD/Units	Method	Customer Sample Ref.	TPE1675	TPE1678	TPE1678	TPE1678	TPE1679	TPE1679
			Depth (m)	3.50	0.50	1.50	2.50	0.50	1.50
			Sample Type	Soil/Solid	Soil/Solid	Soil/Solid	Soil/Solid	Soil/Solid	Soil/Solid
			Date Sampled	15/07/2014	15/07/2014	15/07/2014	15/07/2014	15/07/2014	15/07/2014
			Sample Time	.	.	.	.	.	.
			Date Received	18/07/2014	18/07/2014	18/07/2014	18/07/2014	18/07/2014	18/07/2014
			SDG Ref	140718-13	140718-13	140718-13	140718-13	140718-13	140718-13
			Lab Sample No.(s)	9640373	9640464	9640468	9640473	9640409	9640414
			AGS Reference						
GRO Surrogate % recovery**	%	TM089		97	112	89	104	88	101
GRO TOT (Moisture Corrected)	<44 µg/kg	TM089		6640 M	<176 M	<176 M	887 M	<176 M	<176 M
Methyl tertiary butyl ether (MTBE)	<5 µg/kg	TM089		<20 M	<20 M	<20 M	<20 M	<20 M	<20 M
Benzene	<10 µg/kg	TM089		<40 M	<40 M	<40 M	<40 M	<40 M	<40 M
Toluene	<2 µg/kg	TM089		<8 M	<8 M	<8 M	<8 M	<8 M	<8 M
Ethylbenzene	<3 µg/kg	TM089		<12 M	<12 M	<12 M	16 M	<12 M	<12 M
m,p-Xylene	<6 µg/kg	TM089		<24 M	<24 M	<24 M	72.7 M	<24 M	<24 M
o-Xylene	<3 µg/kg	TM089		<12 M	<12 M	<12 M	44.9 M	<12 M	<12 M
sum of detected mpo xylene by GC	<9 µg/kg	TM089		<9	<36	<36	118	<9	<9
sum of detected BTEX by GC	<24 µg/kg	TM089		<24	<96	<96	134	<24	<24
Aliphatics >C5-C6	<10 µg/kg	TM089		<40	<40	<40	<40	<40	<40
Aliphatics >C6-C8	<10 µg/kg	TM089		485	<40	<40	65.2	<40	<40
Aliphatics >C8-C10	<10 µg/kg	TM089		2580	<40	<40	242	<40	<40
Aliphatics >C10-C12	<10 µg/kg	TM089		1090	<40	<40	156	<40	<40
Aliphatics >C12-C16	<100 µg/kg	TM173		<100	<100	<100	<100	<100	<100
Aliphatics >C16-C21	<100 µg/kg	TM173		<100	<100	<100	<100	<100	<100
Aliphatics >C21-C35	<100 µg/kg	TM173		<100	<100	<100	<100	<100	<100
Aliphatics >C35-C44	<100 µg/kg	TM173		<100	<100	<100	<100	<100	<100
Total Aliphatics >C12-C44	<100 µg/kg	TM173		<100	<100	<100	<100	<100	<100
Aromatics >EC5-EC7	<10 µg/kg	TM089		<40	<40	<40	<40	<40	<40
Aromatics >EC7-EC8	<10 µg/kg	TM089		<40	<40	<40	<40	<40	<40
Aromatics >EC8-EC10	<10 µg/kg	TM089		1720	<40	<40	295	<40	<40
Aromatics >EC10-EC12	<10 µg/kg	TM089		726	<40	<40	105	<40	<40
Aromatics >EC12-EC16	<100 µg/kg	TM173		<100	<100	<100	<100	<100	<100
Aromatics >EC16-EC21	<100 µg/kg	TM173		<100	<100	<100	<100	<100	<100
Aromatics >EC21-EC35	<100 µg/kg	TM173		<100	<100	14500	<100	<100	<100
Aromatics >EC35-EC44	<100 µg/kg	TM173		<100	<100	<100	<100	<100	<100
Aromatics >EC40-EC44	<100 µg/kg	TM173		<100	<100	<100	<100	<100	<100
Total Aromatics >EC12-EC44	<100 µg/kg	TM173		<100	<100	14500	<100	<100	<100
Total Aliphatics & Aromatics >C5-C44	<100 µg/kg	TM173		6640	<100	14500	887	<100	<100

CERTIFICATE OF ANALYSIS

SDG:	140718-13	**Location:**	Coed Darcy	**Order Number:**	CD0748
Job:	H_ATKINS_LDC-224	**Customer:**	Atkins Global Ltd	**Report Number:**	289703
Client Reference:	Site Wide Trial Pitting	**Attention:**	Jack Lowrie	**Superseded Report:**	280169

TPH CWG (S)

Results Legend

#	ISO17025 accredited.
M	*m*CERTS accredited.
aq	Aqueous / settled sample.
diss.filt	Dissolved / filtered sample.
tot.unfilt	Total / unfiltered sample.
*	Subcontracted test.
**	% recovery of the surrogate standard to check the efficiency of the method. The results of individual compounds within samples aren't corrected for the recovery
(F)	Trigger breach confirmed
1-5&+§@	Sample deviation (see appendix)

Component	LOD/Units	Method	Customer Sample Ref.	TPE1680	TPE1680	TPE1680	TPE1680	TPE1680	TPE1688
			Depth (m)	0.50	1.50	2.50	3.50	4.50	0.50
			Sample Type	Soil/Solid	Soil/Solid	Soil/Solid	Soil/Solid	Soil/Solid	Soil/Solid
			Date Sampled	15/07/2014	15/07/2014	15/07/2014	15/07/2014	15/07/2014	15/07/2014
			Sample Time	.	.	.	.	.	.
			Date Received	18/07/2014	18/07/2014	18/07/2014	18/07/2014	18/07/2014	18/07/2014
			SDG Ref	140718-13	140718-13	140718-13	140718-13	140718-13	140718-13
			Lab Sample No.(s)	9640377	9640386	9640392	9640397	9640403	9640436
			AGS Reference						
GRO Surrogate % recovery**	%	TM089		110	128	115	73	99	90
GRO TOT (Moisture Corrected)	<44 µg/kg	TM089		<176 M	62300 M	<176 M	30200 M	2150 M	<176 M
Methyl tertiary butyl ether (MTBE)	<5 µg/kg	TM089		<20 M	<20 M	<20 M	<20 M	<20 M	<20 M
Benzene	<10 µg/kg	TM089		<40 M	<40 M	<40 M	<40 M	<40 M	<40 M
Toluene	<2 µg/kg	TM089		<8 M	<8 M	<8 M	<8 M	<8 M	<8 M
Ethylbenzene	<3 µg/kg	TM089		<12 M	<12 M	<12 M	<12 M	<12 M	<12 M
m,p-Xylene	<6 µg/kg	TM089		<24 M	<24 M	<24 M	<24 M	<24 M	<24 M
o-Xylene	<3 µg/kg	TM089		<12 M	<12 M	<12 M	<12 M	<12 M	<12 M
sum of detected mpo xylene by GC	<9 µg/kg	TM089		<9	<9	<9	<9	<9	<9
sum of detected BTEX by GC	<24 µg/kg	TM089		<24	<24	<24	<24	<24	<24
Aliphatics >C5-C6	<10 µg/kg	TM089		<40	107	<40	296	<40	<40
Aliphatics >C6-C8	<10 µg/kg	TM089		<40	16300	<40	9120	340	<40
Aliphatics >C8-C10	<10 µg/kg	TM089		<40	20700	<40	8560	469	<40
Aliphatics >C10-C12	<10 µg/kg	TM089		<40	6880	<40	3900	600	<40
Aliphatics >C12-C16	<100 µg/kg	TM173		<100	<100	<100	1470	<100	<100
Aliphatics >C16-C21	<100 µg/kg	TM173		<100	<100	<100	1080	<100	<100
Aliphatics >C21-C35	<100 µg/kg	TM173		<100	<100	<100	991	<100	<100
Aliphatics >C35-C44	<100 µg/kg	TM173		<100	<100	<100	<100	<100	<100
Total Aliphatics >C12-C44	<100 µg/kg	TM173		<100	<100	<100	3540	<100	<100
Aromatics >EC5-EC7	<10 µg/kg	TM089		<40	<40	<40	<40	<40	<40
Aromatics >EC7-EC8	<10 µg/kg	TM089		<40	<40	<40	<40	<40	<40
Aromatics >EC8-EC10	<10 µg/kg	TM089		<40	13800	<40	5710	313	<40
Aromatics >EC10-EC12	<10 µg/kg	TM089		<40	4580	<40	2600	400	<40
Aromatics >EC12-EC16	<100 µg/kg	TM173		<100	<100	<100	316	<100	<100
Aromatics >EC16-EC21	<100 µg/kg	TM173		921	<100	<100	2340	<100	<100
Aromatics >EC21-EC35	<100 µg/kg	TM173		8750	<100	<100	5500	<100	<100
Aromatics >EC35-EC44	<100 µg/kg	TM173		943	<100	<100	300	<100	<100
Aromatics >EC40-EC44	<100 µg/kg	TM173		<100	<100	<100	<100	<100	<100
Total Aromatics >EC12-EC44	<100 µg/kg	TM173		10600	<100	<100	8460	<100	<100
Total Aliphatics & Aromatics >C5-C44	<100 µg/kg	TM173		10600	62300	<100	42200	2150	<100

CERTIFICATE OF ANALYSIS

SDG: 140718-13 **Location:** Coed Darcy **Order Number:** CD0748
Job: H_ATKINS_LDC-224 **Customer:** Atkins Global Ltd **Report Number:** 289703
Client Reference: Site Wide Trial Pitting **Attention:** Jack Lowrie **Superseded Report:** 280169

TPH CWG (S)

Results Legend		Customer Sample Ref.	TPE1688	TPE1688	TPE1688	TPE1688	TPE1689	TPE1689
#	ISO17025 accredited.							
M	*m*CERTS accredited.							
aq	Aqueous / settled sample.	Depth (m)	1.50	2.50	3.50	5.10	0.50	1.50
diss.filt	Dissolved / filtered sample.	Sample Type	Soil/Solid	Soil/Solid	Soil/Solid	Soil/Solid	Soil/Solid	Soil/Solid
tot.unfilt	Total / unfiltered sample.	Date Sampled	15/07/2014	15/07/2014	15/07/2014	15/07/2014	15/07/2014	15/07/2014
*	Subcontracted test.	Sample Time	.	.	.	.	.	.
**	% recovery of the surrogate standard to check the efficiency of the method. The results of individual compounds within samples aren't corrected for the recovery	Date Received	18/07/2014	18/07/2014	18/07/2014	18/07/2014	18/07/2014	18/07/2014
		SDG Ref	140718-13	140718-13	140718-13	140718-13	140718-13	140718-13
(F)	Trigger breach confirmed	Lab Sample No.(s)	9640447	9640451	9640455	9640460	9640419	9640424
1-5&+§@	Sample deviation (see appendix)	AGS Reference						

Component	LOD/Units	Method						
GRO Surrogate % recovery**	%	TM089	110	122	129	102	77	112
GRO TOT (Moisture Corrected)	<44 µg/kg	TM089	457 M	8660 M	3960 M	<176 M	<176 M	2970 M
Methyl tertiary butyl ether (MTBE)	<5 µg/kg	TM089	<20 M	<20 M	<20 M	<20 M	<20 M	<20 M
Benzene	<10 µg/kg	TM089	<40 M	45.2 M	<40 M	<40 M	<40 M	<40 M
Toluene	<2 µg/kg	TM089	<8 M	<8 M	<8 M	<8 M	<8 M	<8 M
Ethylbenzene	<3 µg/kg	TM089	<12 M	<12 M	<12 M	<12 M	<12 M	<12 M
m,p-Xylene	<6 µg/kg	TM089	<24 M	<24 M	<24 M	<24 M	<24 M	<24 M
o-Xylene	<3 µg/kg	TM089	<12 M	<12 M	<12 M	<12 M	<12 M	<12 M
sum of detected mpo xylene by GC	<9 µg/kg	TM089	<36	<9	<36	<9	<9	<36
sum of detected BTEX by GC	<24 µg/kg	TM089	<96	45.2	<96	<24	<24	<96
Aliphatics >C5-C6	<10 µg/kg	TM089	<40	418	196	<40	<40	61.2
Aliphatics >C6-C8	<10 µg/kg	TM089	87.1	2510	1610	<40	<40	528
Aliphatics >C8-C10	<10 µg/kg	TM089	134	1730	779	<40	<40	968
Aliphatics >C10-C12	<10 µg/kg	TM089	77.4	1690	511	<40	<40	463
Aliphatics >C12-C16	<100 µg/kg	TM173	<100	<100	<100	<100	<100	<100
Aliphatics >C16-C21	<100 µg/kg	TM173	<100	<100	<100	<100	<100	<100
Aliphatics >C21-C35	<100 µg/kg	TM173	<100	<100	<100	<100	<100	<100
Aliphatics >C35-C44	<100 µg/kg	TM173	<100	<100	<100	<100	<100	<100
Total Aliphatics >C12-C44	<100 µg/kg	TM173	<100	<100	<100	<100	<100	<100
Aromatics >EC5-EC7	<10 µg/kg	TM089	<40	45.2	<40	<40	<40	<40
Aromatics >EC7-EC8	<10 µg/kg	TM089	<40	<40	<40	<40	<40	<40
Aromatics >EC8-EC10	<10 µg/kg	TM089	89.5	1150	519	<40	<40	646
Aromatics >EC10-EC12	<10 µg/kg	TM089	52	1130	340	<40	<40	310
Aromatics >EC12-EC16	<100 µg/kg	TM173	<100	<100	<100	<100	5870	3090
Aromatics >EC16-EC21	<100 µg/kg	TM173	<100	<100	<100	<100	2000000	16400
Aromatics >EC21-EC35	<100 µg/kg	TM173	<100	<100	<100	<100	91600	12600
Aromatics >EC35-EC44	<100 µg/kg	TM173	<100	<100	<100	<100	20300	4040
Aromatics >EC40-EC44	<100 µg/kg	TM173	<100	<100	<100	<100	8700	1660
Total Aromatics >EC12-EC44	<100 µg/kg	TM173	<100	<100	<100	<100	2120000	36100
Total Aliphatics & Aromatics >C5-C44	<100 µg/kg	TM173	457	8660	3960	<100	2120000	39100

CERTIFICATE OF ANALYSIS

SDG:	140718-13	**Location:**	Coed Darcy	**Order Number:**	CD0748
Job:	H_ATKINS_LDC-224	**Customer:**	Atkins Global Ltd	**Report Number:**	289703
Client Reference:	Site Wide Trial Pitting	**Attention:**	Jack Lowrie	**Superseded Report:**	280169

TPH CWG (S)

Results Legend

#	ISO17025 accredited.
M	*m*CERTS accredited.
aq	Aqueous / settled sample.
diss.filt	Dissolved / filtered sample.
tot.unfilt	Total / unfiltered sample.
*	Subcontracted test.
**	% recovery of the surrogate standard to check the efficiency of the method. The results of individual compounds within samples aren't corrected for the recovery
(F)	Trigger breach confirmed
1-5&+§@	Sample deviation (see appendix)

Component	LOD/Units	Method	Customer Sample Ref.	TPE1689	TPE1690	TPE1690	TPE1690	TPE1690	TPE1692
			Depth (m)	2.40	0.50	1.50	2.50	3.50	0.50
			Sample Type	Soil/Solid	Soil/Solid	Soil/Solid	Soil/Solid	Soil/Solid	Soil/Solid
			Date Sampled	15/07/2014	15/07/2014	15/07/2014	15/07/2014	15/07/2014	15/07/2014
			Sample Time	.	.	.	.	.	.
			Date Received	18/07/2014	18/07/2014	18/07/2014	18/07/2014	18/07/2014	18/07/2014
			SDG Ref	140718-13	140718-13	140718-13	140718-13	140718-13	140718-13
			Lab Sample No.(s)	9640431	9640479	9640483	9640488	9639384	9639392
			AGS Reference						
GRO Surrogate % recovery**	%	TM089		74	109	118	99	111	105
GRO TOT (Moisture Corrected)	<44 µg/kg	TM089		5830 M	<176 M	22100 M	199000 M	1210000 M	632 M
Methyl tertiary butyl ether (MTBE)	<5 µg/kg	TM089		<20 M	<20 M	<20 M	<100 M	11700 M	<20 M
Benzene	<10 µg/kg	TM089		<40 M	<40 M	<40 M	<200 M	<200 M	<40 M
Toluene	<2 µg/kg	TM089		<8 M	<8 M	<8 M	<40 M	<40 M	<8 M
Ethylbenzene	<3 µg/kg	TM089		<12 M	<12 M	<12 M	<60 M	<60 M	<12 M
m,p-Xylene	<6 µg/kg	TM089		<24 M	<24 M	<24 M	<120 M	<120 M	<24 M
o-Xylene	<3 µg/kg	TM089		<12 M	<12 M	<12 M	<60 M	<60 M	<12 M
sum of detected mpo xylene by GC	<9 µg/kg	TM089		<36	<9	<9	<9	<9	<9
sum of detected BTEX by GC	<24 µg/kg	TM089		<96	<24	<24	<24	<24	<24
Aliphatics >C5-C6	<10 µg/kg	TM089		217	<40	203	<200	16500	<40
Aliphatics >C6-C8	<10 µg/kg	TM089		1210	46	3700	21700	253000	87.8
Aliphatics >C8-C10	<10 µg/kg	TM089		2020	43.7	9170	90200	432000	168
Aliphatics >C10-C12	<10 µg/kg	TM089		622	<40	1720	16200	123000	140
Aliphatics >C12-C16	<100 µg/kg	TM173		<100	<100	<100	<100	90700	<100
Aliphatics >C16-C21	<100 µg/kg	TM173		<100	<100	<100	<100	104000	<100
Aliphatics >C21-C35	<100 µg/kg	TM173		<100	36000	<100	<100	52500	9770
Aliphatics >C35-C44	<100 µg/kg	TM173		<100	23800	<100	<100	<100	2720
Total Aliphatics >C12-C44	<100 µg/kg	TM173		<100	59800	<100	<100	247000	12500
Aromatics >EC5-EC7	<10 µg/kg	TM089		<40	<40	<40	<200	<200	<40
Aromatics >EC7-EC8	<10 µg/kg	TM089		<40	<40	<40	<200	<200	<40
Aromatics >EC8-EC10	<10 µg/kg	TM089		1340	<40	6110	60100	288000	112
Aromatics >EC10-EC12	<10 µg/kg	TM089		415	<40	1150	10800	82200	93.2
Aromatics >EC12-EC16	<100 µg/kg	TM173		<100	<100	<100	<100	5640	<100
Aromatics >EC16-EC21	<100 µg/kg	TM173		8410	<100	<100	<100	17600	<100
Aromatics >EC21-EC35	<100 µg/kg	TM173		<100	<100	<100	<100	22200	5310
Aromatics >EC35-EC44	<100 µg/kg	TM173		<100	<100	<100	<100	4850	<100
Aromatics >EC40-EC44	<100 µg/kg	TM173		<100	<100	<100	<100	260	2250
Total Aromatics >EC12-EC44	<100 µg/kg	TM173		8410	<100	<100	<100	50300	5310
Total Aliphatics & Aromatics >C5-C44	<100 µg/kg	TM173		14200	59900	22100	199000	1490000	18400

CERTIFICATE OF ANALYSIS

SDG:	140718-13	**Location:**	Coed Darcy	**Order Number:**	CD0748
Job:	H_ATKINS_LDC-224	**Customer:**	Atkins Global Ltd	**Report Number:**	289703
Client Reference:	Site Wide Trial Pitting	**Attention:**	Jack Lowrie	**Superseded Report:**	280169

TPH CWG (S)

Results Legend

#	ISO17025 accredited.
M	*m*CERTS accredited.
aq	Aqueous / settled sample.
diss.filt	Dissolved / filtered sample.
tot.unfilt	Total / unfiltered sample.
*	Subcontracted test.
**	% recovery of the surrogate standard to check the efficiency of the method. The results of individual compounds within samples aren't corrected for the recovery
(F)	Trigger breach confirmed
1-5&+§@	Sample deviation (see appendix)

Component	LOD/Units	Method	Customer Sample Ref.	TPE1692	TPE1692	TPE1692	TPE1692	TPE1705	TPE1705
			Depth (m)	1.50	2.50	3.50	4.50	0.50	1.50
			Sample Type	Soil/Solid	Soil/Solid	Soil/Solid	Soil/Solid	Soil/Solid	Soil/Solid
			Date Sampled	15/07/2014	15/07/2014	15/07/2014	15/07/2014	15/07/2014	15/07/2014
			Sample Time	.	.	.	.	.	.
			Date Received	18/07/2014	18/07/2014	18/07/2014	18/07/2014	18/07/2014	18/07/2014
			SDG Ref	140718-13	140718-13	140718-13	140718-13	140718-13	140718-13
			Lab Sample No.(s)	9639400	9639408	9639418	9639425	9639434	9639444
			AGS Reference						
GRO Surrogate % recovery**	%	TM089		97	109	105	114	96	108
GRO TOT (Moisture Corrected)	<44 µg/kg	TM089		6480 M	4870 M	6880 M	6780 M	1020 M	57900 M
Methyl tertiary butyl ether (MTBE)	<5 µg/kg	TM089		<20 M	<20 M	<20 M	<20 M	<20 M	<20 M
Benzene	<10 µg/kg	TM089		<40 M	<40 M	<40 M	<40 M	<40 M	54.5 M
Toluene	<2 µg/kg	TM089		<8 M	<8 M	<8 M	<8 M	<8 M	<8 M
Ethylbenzene	<3 µg/kg	TM089		<12 M	<12 M	<12 M	<12 M	<12 M	<12 M
m,p-Xylene	<6 µg/kg	TM089		<24 M	<24 M	<24 M	<24 M	<24 M	<24 M
o-Xylene	<3 µg/kg	TM089		<12 M	<12 M	<12 M	<12 M	<12 M	<12 M
sum of detected mpo xylene by GC	<9 µg/kg	TM089		<36	<9	<36	<9	<36	<36
sum of detected BTEX by GC	<24 µg/kg	TM089		<96	<24	<96	<24	<96	<96
Aliphatics >C5-C6	<10 µg/kg	TM089		171	1370	382	338	162	474
Aliphatics >C6-C8	<10 µg/kg	TM089		791	3170	2870	2480	191	7540
Aliphatics >C8-C10	<10 µg/kg	TM089		567	155	1380	1580	87.1	18100
Aliphatics >C10-C12	<10 µg/kg	TM089		2740	<40	789	782	298	11800
Aliphatics >C12-C16	<100 µg/kg	TM173		<100	<100	<100	<100	<100	43300
Aliphatics >C16-C21	<100 µg/kg	TM173		<100	<100	<100	<100	<100	61000
Aliphatics >C21-C35	<100 µg/kg	TM173		<100	<100	<100	<100	<100	47300
Aliphatics >C35-C44	<100 µg/kg	TM173		<100	<100	<100	<100	<100	10300
Total Aliphatics >C12-C44	<100 µg/kg	TM173		<100	<100	<100	<100	<100	162000
Aromatics >EC5-EC7	<10 µg/kg	TM089		<40	46.8	<40	<40	<40	54.5
Aromatics >EC7-EC8	<10 µg/kg	TM089		<40	<40	<40	<40	<40	<40
Aromatics >EC8-EC10	<10 µg/kg	TM089		379	103	920	1060	70.8	12100
Aromatics >EC10-EC12	<10 µg/kg	TM089		1830	<40	525	521	198	7840
Aromatics >EC12-EC16	<100 µg/kg	TM173		<100	<100	<100	<100	191	<100
Aromatics >EC16-EC21	<100 µg/kg	TM173		<100	<100	<100	<100	468	7880
Aromatics >EC21-EC35	<100 µg/kg	TM173		<100	<100	<100	<100	1740	25400
Aromatics >EC35-EC44	<100 µg/kg	TM173		<100	<100	<100	<100	2380	11500
Aromatics >EC40-EC44	<100 µg/kg	TM173		<100	<100	<100	<100	1280	5530
Total Aromatics >EC12-EC44	<100 µg/kg	TM173		<100	<100	<100	<100	4780	44800
Total Aliphatics & Aromatics >C5-C44	<100 µg/kg	TM173		6480	4870	6880	6780	5800	265000

CERTIFICATE OF ANALYSIS

SDG:	140718-13	**Location:**	Coed Darcy	**Order Number:**	CD0748
Job:	H_ATKINS_LDC-224	**Customer:**	Atkins Global Ltd	**Report Number:**	289703
Client Reference:	Site Wide Trial Pitting	**Attention:**	Jack Lowrie	**Superseded Report:**	280169

TPH CWG (S)

Results Legend

#	ISO17025 accredited.
M	*m*CERTS accredited.
aq	Aqueous / settled sample.
diss.filt	Dissolved / filtered sample.
tot.unfilt	Total / unfiltered sample.
*	Subcontracted test.
**	% recovery of the surrogate standard to check the efficiency of the method. The results of individual compounds within samples aren't corrected for the recovery
(F)	Trigger breach confirmed
1-5&+§@	Sample deviation (see appendix)

Component	LOD/Units	Method	Customer Sample Ref.	TPE1705	TPE1705	TPE1705			
			Depth (m)	2.50	3.50	4.50			
			Sample Type	Soil/Solid	Soil/Solid	Soil/Solid			
			Date Sampled	15/07/2014	15/07/2014	15/07/2014			
			Sample Time	.	.	.			
			Date Received	18/07/2014	18/07/2014	18/07/2014			
			SDG Ref	140718-13	140718-13	140718-13			
			Lab Sample No.(s)	9639452	9639459	9639476			
			AGS Reference						
GRO Surrogate % recovery**	%	TM089		135	135	133			
GRO TOT (Moisture Corrected)	<44 µg/kg	TM089		199000 M	912000 M	71900 M			
Methyl tertiary butyl ether (MTBE)	<5 µg/kg	TM089		<20 M	<100 M	<20 M			
Benzene	<10 µg/kg	TM089		569 M	370 M	130 M			
Toluene	<2 µg/kg	TM089		<8 M	<40 M	<8 M			
Ethylbenzene	<3 µg/kg	TM089		<12 M	<60 M	<12 M			
m,p-Xylene	<6 µg/kg	TM089		<24 M	<120 M	<24 M			
o-Xylene	<3 µg/kg	TM089		<12 M	<60 M	<12 M			
sum of detected mpo xylene by GC	<9 µg/kg	TM089		<36	<180	<36			
sum of detected BTEX by GC	<24 µg/kg	TM089		569	<480	130			
Aliphatics >C5-C6	<10 µg/kg	TM089		9320	10900	2110			
Aliphatics >C6-C8	<10 µg/kg	TM089		49900	205000	18800			
Aliphatics >C8-C10	<10 µg/kg	TM089		52100	294000	22600			
Aliphatics >C10-C12	<10 µg/kg	TM089		31600	123000	7960			
Aliphatics >C12-C16	<100 µg/kg	TM173		23200	41300	4090			
Aliphatics >C16-C21	<100 µg/kg	TM173		4610	<100	<100			
Aliphatics >C21-C35	<100 µg/kg	TM173		9340	<100	<100			
Aliphatics >C35-C44	<100 µg/kg	TM173		<100	<100	<100			
Total Aliphatics >C12-C44	<100 µg/kg	TM173		37200	41300	4090			
Aromatics >EC5-EC7	<10 µg/kg	TM089		569	370	130			
Aromatics >EC7-EC8	<10 µg/kg	TM089		<40	<200	<40			
Aromatics >EC8-EC10	<10 µg/kg	TM089		34700	196000	15000			
Aromatics >EC10-EC12	<10 µg/kg	TM089		21100	82000	5310			
Aromatics >EC12-EC16	<100 µg/kg	TM173		7310	19100	7330			
Aromatics >EC16-EC21	<100 µg/kg	TM173		<100	<100	<100			
Aromatics >EC21-EC35	<100 µg/kg	TM173		<100	<100	<100			
Aromatics >EC35-EC44	<100 µg/kg	TM173		<100	<100	<100			
Aromatics >EC40-EC44	<100 µg/kg	TM173		<100	<100	<100			
Total Aromatics >EC12-EC44	<100 µg/kg	TM173		7310	19100	7330			
Total Aliphatics & Aromatics >C5-C44	<100 µg/kg	TM173		244000	973000	83400			

CERTIFICATE OF ANALYSIS

SDG:	140718-13	**Location:**	Coed Darcy	**Order Number:**	CD0748
Job:	H_ATKINS_LDC-224	**Customer:**	Atkins Global Ltd	**Report Number:**	289703
Client Reference:	Site Wide Trial Pitting	**Attention:**	Jack Lowrie	**Superseded Report:**	280169

Asbestos Identification - Solid Samples

		Date of Analysis	Analysed By	Comments	Amosite (Brown) Asbestos	Chrysotile (White) Asbestos	Crocidolite (Blue) Asbestos	Fibrous Actinolite	Fibrous Anthophyllite	Fibrous Tremolite	Non-Asbestos Fibre
Cust. Sample Ref. Depth (m) Sample Type Date Sampled Date Receieved SDG Original Sample Method Number	IP 42 0.50 SOLID 15/07/2014 00:00:00 140718-13 9639796 TM048	28/7/14	Simon Postlewhite	-	Not Detected (#)	Not Detected (#)	Not Detected (#)	Not Detected (#)	Not Detected (#)	Not Detected (#)	Not Detected
Cust. Sample Ref. Depth (m) Sample Type Date Sampled Date Receieved SDG Original Sample Method Number	IP 73 0.50 SOLID 14/07/2014 00:00:00 140718-13 9639505 TM048	28/7/14	Simon Postlewhite	-	Not Detected (#)	Not Detected (#)	Not Detected (#)	Not Detected (#)	Not Detected (#)	Not Detected (#)	Not Detected
Cust. Sample Ref. Depth (m) Sample Type Date Sampled Date Receieved SDG Original Sample Method Number	IP 74 0.50 SOLID 14/07/2014 00:00:00 140718-13 9639487 TM048	29/7/14	Paul Fenney	-	Not Detected (#)	Not Detected (#)	Not Detected (#)	Not Detected (#)	Not Detected (#)	Not Detected (#)	Not Detected
Cust. Sample Ref. Depth (m) Sample Type Date Sampled Date Receieved SDG Original Sample Method Number	IP 86 0.50 SOLID 15/07/2014 00:00:00 140718-13 9639758 TM048	29/7/14	Paul Fenney	-	Not Detected (#)	Not Detected (#)	Not Detected (#)	Not Detected (#)	Not Detected (#)	Not Detected (#)	Not Detected
Cust. Sample Ref. Depth (m) Sample Type Date Sampled Date Receieved SDG Original Sample Method Number	IP 91 0.50 SOLID 15/07/2014 00:00:00 140718-13 9639937 TM048	29/7/14	Lauren Sargeant	-	Not Detected (#)	Not Detected (#)	Not Detected (#)	Not Detected (#)	Not Detected (#)	Not Detected (#)	Not Detected

CERTIFICATE OF ANALYSIS

SDG: 140718-13 **Location:** Coed Darcy **Order Number:** CD0748
Job: H_ATKINS_LDC-224 **Customer:** Atkins Global Ltd **Report Number:** 289703
Client Reference: Site Wide Trial Pitting **Attention:** Jack Lowrie **Superseded Report:** 280169

		Date of Analysis	Analysed By	Comments	Amosite (Brown) Asbestos	Chrysotile (White) Asbestos	Crocidolite (Blue) Asbestos	Fibrous Actinolite	Fibrous Anthophyllite	Fibrous Tremolite	Non-Asbestos Fibre
Cust. Sample Ref. Depth (m) Sample Type Date Sampled Date Receieved SDG Original Sample Method Number	IP 100 0.50 SOLID 14/07/2014 00:00:00 140718-13 9639514 TM048	28/7/14	Simon Postlewhite	-	Not Detected (#)	Not Detected (#)	Not Detected (#)	Not Detected (#)	Not Detected (#)	Not Detected (#)	Not Detected
Cust. Sample Ref. Depth (m) Sample Type Date Sampled Date Receieved SDG Original Sample Method Number	IP 115 0.50 SOLID 15/07/2014 00:00:00 140718-13 9639709 TM048	29/7/14	Lauren Sargeant	-	Not Detected (#)	Not Detected (#)	Not Detected (#)	Not Detected (#)	Not Detected (#)	Not Detected (#)	Not Detected
Cust. Sample Ref. Depth (m) Sample Type Date Sampled Date Receieved SDG Original Sample Method Number	IP 115 1.00 SOLID 15/07/2014 00:00:00 140718-13 9639723 TM048	29/7/14	Paul Fenney	-	Not Detected (#)	Not Detected (#)	Not Detected (#)	Not Detected (#)	Not Detected (#)	Not Detected (#)	Not Detected
Cust. Sample Ref. Depth (m) Sample Type Date Sampled Date Receieved SDG Original Sample Method Number	IP 119 0.50 SOLID 15/07/2014 00:00:00 140718-13 9639693 TM048	29/7/14	Lauren Sargeant	-	Not Detected (#)	Not Detected (#)	Not Detected (#)	Not Detected (#)	Not Detected (#)	Not Detected (#)	Not Detected
Cust. Sample Ref. Depth (m) Sample Type Date Sampled Date Receieved SDG Original Sample Method Number	IP 126 0.50 SOLID 15/07/2014 00:00:00 140718-13 9639872 TM048	28/7/14	Kevin Bowron	-	Not Detected (#)	Not Detected (#)	Not Detected (#)	Not Detected (#)	Not Detected (#)	Not Detected (#)	Not Detected
Cust. Sample Ref. Depth (m) Sample Type Date Sampled Date Receieved SDG Original Sample Method Number	IP 157 0.50 SOLID 15/07/2014 00:00:00 140718-13 9640001 TM048	28/7/14	Simon Postlewhite	-	Not Detected (#)	Not Detected (#)	Not Detected (#)	Not Detected (#)	Not Detected (#)	Not Detected (#)	Not Detected

CERTIFICATE OF ANALYSIS

SDG: 140718-13 **Location:** Coed Darcy **Order Number:** CD0748
Job: H_ATKINS_LDC-224 **Customer:** Atkins Global Ltd **Report Number:** 289703
Client Reference: Site Wide Trial Pitting **Attention:** Jack Lowrie **Superseded Report:** 280169

		Date of Analysis	Analysed By	Comments	Amosite (Brown) Asbestos	Chrysotile (White) Asbestos	Crocidolite (Blue) Asbestos	Fibrous Actinolite	Fibrous Anthophyllite	Fibrous Tremolite	Non-Asbestos Fibre
Cust. Sample Ref. Depth (m) Sample Type Date Sampled Date Receieved SDG Original Sample Method Number	IP 160 0.50 SOLID 15/07/2014 00:00:00 140718-13 9640042 TM048	28/7/14	Kevin Gill	-	Not Detected (#)	Not Detected (#)	Not Detected (#)	Not Detected (#)	Not Detected (#)	Not Detected (#)	Not Detected
Cust. Sample Ref. Depth (m) Sample Type Date Sampled Date Receieved SDG Original Sample Method Number	IP 171 0.50 SOLID 15/07/2014 00:00:00 140718-13 9639567 TM048	29/7/14	Lauren Sargeant	-	Not Detected (#)	Not Detected (#)	Not Detected (#)	Not Detected (#)	Not Detected (#)	Not Detected (#)	Not Detected
Cust. Sample Ref. Depth (m) Sample Type Date Sampled Date Receieved SDG Original Sample Method Number	IP 202 0.50 SOLID 15/07/2014 00:00:00 140718-13 9639527 TM048	28/7/14	Simon Postlewhite	-	Not Detected (#)	Not Detected (#)	Not Detected (#)	Not Detected (#)	Not Detected (#)	Not Detected (#)	Not Detected
Cust. Sample Ref. Depth (m) Sample Type Date Sampled Date Receieved SDG Original Sample Method Number	IP 233 0.50 SOLID 15/07/2014 00:00:00 140718-13 9639650 TM048	29/7/14	Lauren Sargeant	-	Not Detected (#)	Not Detected (#)	Not Detected (#)	Not Detected (#)	Not Detected (#)	Not Detected (#)	Not Detected
Cust. Sample Ref. Depth (m) Sample Type Date Sampled Date Receieved SDG Original Sample Method Number	IP 248 0.50 SOLID 15/07/2014 00:00:00 140718-13 9639626 TM048	29/7/14	Lauren Sargeant	-	Not Detected (#)	Not Detected (#)	Not Detected (#)	Not Detected (#)	Not Detected (#)	Not Detected (#)	Not Detected
Cust. Sample Ref. Depth (m) Sample Type Date Sampled Date Receieved SDG Original Sample Method Number	IP 249 0.50 SOLID 15/07/2014 00:00:00 140718-13 9639597 TM048	28/7/14	Kevin Gill	-	Not Detected (#)	Not Detected (#)	Not Detected (#)	Not Detected (#)	Not Detected (#)	Not Detected (#)	Detected

CERTIFICATE OF ANALYSIS

SDG: 140718-13 **Location:** Coed Darcy **Order Number:** CD0748
Job: H_ATKINS_LDC-224 **Customer:** Atkins Global Ltd **Report Number:** 289703
Client Reference: Site Wide Trial Pitting **Attention:** Jack Lowrie **Superseded Report:** 280169

		Date of Analysis	Analysed By	Comments	Amosite (Brown) Asbestos	Chrysotile (White) Asbestos	Crocidolite (Blue) Asbestos	Fibrous Actinolite	Fibrous Anthophyllite	Fibrous Tremolite	Non-Asbestos Fibre
Cust. Sample Ref. Depth (m) Sample Type Date Sampled Date Receieved SDG Original Sample Method Number	IP 250 0.50 SOLID 15/07/2014 00:00:00 140718-13 9639667 TM048	28/7/14	Simon Postlewhite	-	Not Detected (#)	Not Detected (#)	Not Detected (#)	Not Detected (#)	Not Detected (#)	Not Detected (#)	Not Detected
Cust. Sample Ref. Depth (m) Sample Type Date Sampled Date Receieved SDG Original Sample Method Number	IP 278 0.50 SOLID 15/07/2014 00:00:00 140718-13 9640119 TM048	28/7/14	Kevin Gill	-	Not Detected (#)	Not Detected (#)	Not Detected (#)	Not Detected (#)	Not Detected (#)	Not Detected (#)	Detected
Cust. Sample Ref. Depth (m) Sample Type Date Sampled Date Receieved SDG Original Sample Method Number	IP 465 0.50 SOLID 15/07/2014 00:00:00 140718-13 9640325 TM048	28/7/14	Simon Postlewhite	-	Not Detected (#)	Not Detected (#)	Not Detected (#)	Not Detected (#)	Not Detected (#)	Not Detected (#)	Not Detected
Cust. Sample Ref. Depth (m) Sample Type Date Sampled Date Receieved SDG Original Sample Method Number	IP 474 0.50 SOLID 15/07/2014 00:00:00 140718-13 9639964 TM048	29/7/14	Paul Fenney	-	Not Detected (#)	Not Detected (#)	Not Detected (#)	Not Detected (#)	Not Detected (#)	Not Detected (#)	Not Detected
Cust. Sample Ref. Depth (m) Sample Type Date Sampled Date Receieved SDG Original Sample Method Number	IP 480 1.00 SOLID 15/07/2014 00:00:00 140718-13 9640219 TM048	29/7/14	Lauren Sargeant	-	Not Detected (#)	Not Detected (#)	Not Detected (#)	Not Detected (#)	Not Detected (#)	Not Detected (#)	Not Detected
Cust. Sample Ref. Depth (m) Sample Type Date Sampled Date Receieved SDG Original Sample Method Number	IP 493 0.50 SOLID 15/07/2014 00:00:00 140718-13 9640204 TM048	28/7/14	Kevin Gill	-	Not Detected (#)	Not Detected (#)	Not Detected (#)	Not Detected (#)	Not Detected (#)	Not Detected (#)	Not Detected

CERTIFICATE OF ANALYSIS

SDG: 140718-13 **Location:** Coed Darcy **Order Number:** CD0748
Job: H_ATKINS_LDC-224 **Customer:** Atkins Global Ltd **Report Number:** 289703
Client Reference: Site Wide Trial Pitting **Attention:** Jack Lowrie **Superseded Report:** 280169

		Date of Analysis	Analysed By	Comments	Amosite (Brown) Asbestos	Chrysotile (White) Asbestos	Crocidolite (Blue) Asbestos	Fibrous Actinolite	Fibrous Anthophyllite	Fibrous Tremolite	Non-Asbestos Fibre
Cust. Sample Ref. Depth (m) Sample Type Date Sampled Date Receieved SDG Original Sample Method Number	IP 494 1.00 SOLID 15/07/2014 00:00:00 140718-13 9639363 TM048	29/7/14	Lauren Sargeant	Loose fibres in soil	Not Detected (#)	Trace (#)	Not Detected (#)	Not Detected (#)	Not Detected (#)	Not Detected (#)	Not Detected
Cust. Sample Ref. Depth (m) Sample Type Date Sampled Date Receieved SDG Original Sample Method Number	IP 501 0.50 SOLID 15/07/2014 00:00:00 140718-13 9640146 TM048	28/7/14	Kevin Gill	-	Not Detected (#)	Not Detected (#)	Not Detected (#)	Not Detected (#)	Not Detected (#)	Not Detected (#)	Not Detected
Cust. Sample Ref. Depth (m) Sample Type Date Sampled Date Receieved SDG Original Sample Method Number	IP 503 0.50 SOLID 15/07/2014 00:00:00 140718-13 9640441 TM048	28/7/14	Kevin Gill	-	Not Detected (#)	Not Detected (#)	Not Detected (#)	Not Detected (#)	Not Detected (#)	Not Detected (#)	Not Detected
Cust. Sample Ref. Depth (m) Sample Type Date Sampled Date Receieved SDG Original Sample Method Number	IP 522 0.50 SOLID 15/07/2014 00:00:00 140718-13 9639576 TM048	29/7/14	Lauren Sargeant	-	Not Detected (#)	Not Detected (#)	Not Detected (#)	Not Detected (#)	Not Detected (#)	Not Detected (#)	Not Detected
Cust. Sample Ref. Depth (m) Sample Type Date Sampled Date Receieved SDG Original Sample Method Number	IP 551 0.20 SOLID 15/07/2014 00:00:00 140718-13 9640233 TM048	28/7/14	Simon Postlewhite	-	Not Detected (#)	Not Detected (#)	Not Detected (#)	Not Detected (#)	Not Detected (#)	Not Detected (#)	Not Detected
Cust. Sample Ref. Depth (m) Sample Type Date Sampled Date Receieved SDG Original Sample Method Number	IP 551 1.00 SOLID 15/07/2014 00:00:00 140718-13 9640237 TM048	29/7/14	Lauren Sargeant	-	Not Detected (#)	Not Detected (#)	Not Detected (#)	Not Detected (#)	Not Detected (#)	Not Detected (#)	Not Detected

CERTIFICATE OF ANALYSIS

SDG: 140718-13 **Location:** Coed Darcy **Order Number:** CD0748
Job: H_ATKINS_LDC-224 **Customer:** Atkins Global Ltd **Report Number:** 289703
Client Reference: Site Wide Trial Pitting **Attention:** Jack Lowrie **Superseded Report:** 280169

		Date of Analysis	Analysed By	Comments	Amosite (Brown) Asbestos	Chrysotile (White) Asbestos	Crocidolite (Blue) Asbestos	Fibrous Actinolite	Fibrous Anthophyllite	Fibrous Tremolite	Non-Asbestos Fibre
Cust. Sample Ref. Depth (m) Sample Type Date Sampled Date Receieved SDG Original Sample Method Number	IP 764 1.00 SOLID 15/07/2014 00:00:00 140718-13 9640292 TM048	28/7/14	Simon Postlewhite	-	Not Detected (#)	Not Detected (#)	Not Detected (#)	Not Detected (#)	Not Detected (#)	Not Detected (#)	Not Detected
Cust. Sample Ref. Depth (m) Sample Type Date Sampled Date Receieved SDG Original Sample Method Number	IP 765 0.50 SOLID 15/07/2014 00:00:00 140718-13 9640270 TM048	29/7/14	Lauren Sargeant	Soil containing debris typical of A.I.B	Detected (#)	Not Detected (#)	Not Detected (#)	Not Detected (#)	Not Detected (#)	Not Detected (#)	Not Detected
Cust. Sample Ref. Depth (m) Sample Type Date Sampled Date Receieved SDG Original Sample Method Number	IP 768 0.50 SOLID 15/07/2014 00:00:00 140718-13 9640248 TM048	29/7/14	Paul Fenney	Loose fibres in soil	Not Detected (#)	Detected (#)	Not Detected (#)	Not Detected (#)	Not Detected (#)	Not Detected (#)	Not Detected
Cust. Sample Ref. Depth (m) Sample Type Date Sampled Date Receieved SDG Original Sample Method Number	IP 769 0.50 SOLID 15/07/2014 00:00:00 140718-13 9640313 TM048	28/7/14	Kevin Gill	-	Not Detected (#)	Not Detected (#)	Not Detected (#)	Not Detected (#)	Not Detected (#)	Not Detected (#)	Not Detected
Cust. Sample Ref. Depth (m) Sample Type Date Sampled Date Receieved SDG Original Sample Method Number	IP 769 1.00 SOLID 15/07/2014 00:00:00 140718-13 9640318 TM048	28/7/14	Kevin Gill	-	Not Detected (#)	Not Detected (#)	Not Detected (#)	Not Detected (#)	Not Detected (#)	Not Detected (#)	Not Detected
Cust. Sample Ref. Depth (m) Sample Type Date Sampled Date Receieved SDG Original Sample Method Number	IP 846 1.00 SOLID 15/07/2014 00:00:00 140718-13 9640338 TM048	28/7/14	Kevin Gill	-	Not Detected (#)	Not Detected (#)	Not Detected (#)	Not Detected (#)	Not Detected (#)	Not Detected (#)	Not Detected

CERTIFICATE OF ANALYSIS

SDG: 140718-13 **Location:** Coed Darcy **Order Number:** CD0748
Job: H_ATKINS_LDC-224 **Customer:** Atkins Global Ltd **Report Number:** 289703
Client Reference: Site Wide Trial Pitting **Attention:** Jack Lowrie **Superseded Report:** 280169

		Date of Analysis	Analysed By	Comments	Amosite (Brown) Asbestos	Chrysotile (White) Asbestos	Crocidolite (Blue) Asbestos	Fibrous Actinolite	Fibrous Anthophyllite	Fibrous Tremolite	Non-Asbestos Fibre
Cust. Sample Ref. Depth (m) Sample Type Date Sampled Date Receieved SDG Original Sample Method Number	TPE1061 0.50 SOLID 15/07/2014 00:00:00 140718-13 9640352 TM048	28/7/14	Simon Postlewhite	-	Not Detected (#)	Not Detected (#)	Not Detected (#)	Not Detected (#)	Not Detected (#)	Not Detected (#)	Not Detected
Cust. Sample Ref. Depth (m) Sample Type Date Sampled Date Receieved SDG Original Sample Method Number	TPE1675 0.50 SOLID 15/07/2014 00:00:00 140718-13 9640356 TM048	28/7/14	Kevin Bowron	-	Not Detected (#)	Not Detected (#)	Not Detected (#)	Not Detected (#)	Not Detected (#)	Not Detected (#)	Not Detected
Cust. Sample Ref. Depth (m) Sample Type Date Sampled Date Receieved SDG Original Sample Method Number	TPE1678 0.50 SOLID 15/07/2014 00:00:00 140718-13 9640464 TM048	29/7/14	Paul Fenney	-	Not Detected (#)	Not Detected (#)	Not Detected (#)	Not Detected (#)	Not Detected (#)	Not Detected (#)	Not Detected
Cust. Sample Ref. Depth (m) Sample Type Date Sampled Date Receieved SDG Original Sample Method Number	TPE1679 0.50 SOLID 15/07/2014 00:00:00 140718-13 9640409 TM048	29/7/14	Paul Fenney	-	Not Detected (#)	Not Detected (#)	Not Detected (#)	Not Detected (#)	Not Detected (#)	Not Detected (#)	Not Detected
Cust. Sample Ref. Depth (m) Sample Type Date Sampled Date Receieved SDG Original Sample Method Number	TPE1680 0.50 SOLID 15/07/2014 00:00:00 140718-13 9640377 TM048	29/7/14	Paul Fenney	-	Not Detected (#)	Not Detected (#)	Not Detected (#)	Not Detected (#)	Not Detected (#)	Not Detected (#)	Not Detected
Cust. Sample Ref. Depth (m) Sample Type Date Sampled Date Receieved SDG Original Sample Method Number	TPE1688 0.50 SOLID 15/07/2014 00:00:00 140718-13 9640436 TM048	28/7/14	Kevin Bowron	-	Not Detected (#)	Not Detected (#)	Not Detected (#)	Not Detected (#)	Not Detected (#)	Not Detected (#)	Not Detected

CERTIFICATE OF ANALYSIS

SDG: 140718-13 **Location:** Coed Darcy **Order Number:** CD0748
Job: H_ATKINS_LDC-224 **Customer:** Atkins Global Ltd **Report Number:** 289703
Client Reference: Site Wide Trial Pitting **Attention:** Jack Lowrie **Superseded Report:** 280169

		Date of Analysis	Analysed By	Comments	Amosite (Brown) Asbestos	Chrysotile (White) Asbestos	Crocidolite (Blue) Asbestos	Fibrous Actinolite	Fibrous Anthophyllite	Fibrous Tremolite	Non-Asbestos Fibre
Cust. Sample Ref. Depth (m) Sample Type Date Sampled Date Receieved SDG Original Sample Method Number	TPE1689 0.50 SOLID 15/07/2014 00:00:00 140718-13 9640419 TM048	28/7/14	Simon Postlewhite	-	Not Detected (#)	Not Detected (#)	Not Detected (#)	Not Detected (#)	Not Detected (#)	Not Detected (#)	Not Detected
Cust. Sample Ref. Depth (m) Sample Type Date Sampled Date Receieved SDG Original Sample Method Number	TPE1690 0.50 SOLID 15/07/2014 00:00:00 140718-13 9640479 TM048	28/7/14	Simon Postlewhite	-	Not Detected (#)	Not Detected (#)	Not Detected (#)	Not Detected (#)	Not Detected (#)	Not Detected (#)	Not Detected
Cust. Sample Ref. Depth (m) Sample Type Date Sampled Date Receieved SDG Original Sample Method Number	TPE1692 0.50 SOLID 15/07/2014 00:00:00 140718-13 9639392 TM048	29/7/14	Paul Fenney	-	Not Detected (#)	Not Detected (#)	Not Detected (#)	Not Detected (#)	Not Detected (#)	Not Detected (#)	Not Detected
Cust. Sample Ref. Depth (m) Sample Type Date Sampled Date Receieved SDG Original Sample Method Number	TPE1705 0.50 SOLID 15/07/2014 00:00:00 140718-13 9639434 TM048	28/7/14	Kevin Gill	-	Not Detected (#)	Not Detected (#)	Not Detected (#)	Not Detected (#)	Not Detected (#)	Not Detected (#)	Not Detected

CERTIFICATE OF ANALYSIS

SDG:	140718-13	**Location:**	Coed Darcy	**Order Number:**	CD0748
Job:	H_ATKINS_LDC-224	**Customer:**	Atkins Global Ltd	**Report Number:**	289703
Client Reference:	Site Wide Trial Pitting	**Attention:**	Jack Lowrie	**Superseded Report:**	280169

Asbestos Quantification - Full

		Additional Asbestos Components (Using TM048)	Analysts Comments	Asbestos Quantification - Gravimetric - %	Asbestos Quantification - PCOM Evaluation - %	Asbestos Quantification - Total - %
Cust. Sample Ref. Depth (m) Sample Type Date Sampled Date Receieved SDG Original Sample Method Number	IP 765 0.50 SOLID 15/07/2014 00:00:00 140718-13 9640270 TM 304	Chrysotile (#)	Loose fibres in soil	<0.001 (#)	<0.001 (#)	<0.001 (#)
Cust. Sample Ref. Depth (m) Sample Type Date Sampled Date Receieved SDG Original Sample Method Number	IP 768 0.50 SOLID 15/07/2014 00:00:00 140718-13 9640248 TM 304	None (#)	N/C	<0.001 (#)	<0.001 (#)	<0.001 (#)

CERTIFICATE OF ANALYSIS

SDG:	140718-13	**Location:**	Coed Darcy	**Order Number:**	CD0748
Job:	H_ATKINS_LDC-224	**Customer:**	Atkins Global Ltd	**Report Number:**	289703
Client Reference:	Site Wide Trial Pitting	**Attention:**	Jack Lowrie	**Superseded Report:**	280169

Table of Results - Appendix

Method No	Reference	Description	Wet/Dry Sample [1]	Surrogate Corrected
ASB_PREP				
PM001		Preparation of Samples for Metals Analysis		
PM024	Modified BS 1377	Soil preparation including homogenisation, moisture screens of soils for Asbestos Containing Material		
TM 304				
TM048	HSG 248, Asbestos: The analysts' guide for sampling, analysis and clearance procedures	Identification of Asbestos in Bulk Material		
TM089	Modified: US EPA Methods 8020 & 602	Determination of Gasoline Range Hydrocarbons (GRO) and BTEX (MTBE) compounds by Headspace GC-FID (C4-C12)		
TM132	In - house Method	ELTRA CS800 Operators Guide		
TM133	BS 1377: Part 3 1990;BS 6068-2.5	Determination of pH in Soil and Water using the GLpH pH Meter		
TM173	Analysis of Petroleum Hydrocarbons in Environmental Media – Total Petroleum Hydrocarbon Criteria	Determination of Speciated Extractable Petroleum Hydrocarbons in Soils by GC-FID		
TM181	US EPA Method 6010B	Determination of Routine Metals in Soil by iCap 6500 Duo ICP-OES		
TM218	Microwave extraction – EPA method 3546	Microwave extraction - EPA method 3546		

[1] Applies to Solid samples only. DRY indicates samples have been dried at 35°C. NA = not applicable.

CERTIFICATE OF ANALYSIS

SDG:	140718-13	**Location:**	Coed Darcy	**Order Number:**	CD0748
Job:	H_ATKINS_LDC-224	**Customer:**	Atkins Global Ltd	**Report Number:**	289703
Client Reference:	Site Wide Trial Pitting	**Attention:**	Jack Lowrie	**Superseded Report:**	280169

Test Completion Dates

Lab Sample No(s)	9639796	9639810	9639836	9639848	9639860	9639505	9639487	9639496	9639758	9639770
Customer Sample Ref.	IP 42	IP 42	IP 42	IP 42	IP 42	IP 73	IP 74	IP 74	IP 86	IP 86
AGS Ref.										
Depth	0.50	1.50	2.50	3.50	4.50	0.50	0.50	2.50	0.50	1.50
Type	SOLID	SOLID	SOLID	SOLID	SOLID	SOLID	SOLID	SOLID	SOLID	SOLID
Asbestos ID in Solid Samples	29-Jul-2014					29-Jul-2014	29-Jul-2014		29-Jul-2014	
EPH CWG (Aliphatic) GC (S)	29-Jul-2014	29-Jul-2014	29-Jul-2014	29-Jul-2014	29-Jul-2014	30-Jul-2014	30-Jul-2014	29-Jul-2014	29-Jul-2014	30-Jul-2014
EPH CWG (Aromatic) GC (S)	29-Jul-2014	29-Jul-2014	29-Jul-2014	29-Jul-2014	29-Jul-2014	30-Jul-2014	30-Jul-2014	29-Jul-2014	29-Jul-2014	30-Jul-2014
GRO by GC-FID (S)	29-Jul-2014	27-Jul-2014	28-Jul-2014	29-Jul-2014	28-Jul-2014	28-Jul-2014	29-Jul-2014	28-Jul-2014	29-Jul-2014	29-Jul-2014
Metals in solid samples by OES	25-Jul-2014	23-Jul-2014	22-Jul-2014	23-Jul-2014	23-Jul-2014	25-Jul-2014	25-Jul-2014	23-Jul-2014	28-Jul-2014	23-Jul-2014
PAH by GCMS	28-Jul-2014	25-Jul-2014	25-Jul-2014	25-Jul-2014	26-Jul-2014	25-Jul-2014	25-Jul-2014	29-Jul-2014	26-Jul-2014	26-Jul-2014
pH	24-Jul-2014	23-Jul-2014	23-Jul-2014	23-Jul-2014	23-Jul-2014	28-Jul-2014	25-Jul-2014	23-Jul-2014	24-Jul-2014	23-Jul-2014
Sample description	22-Jul-2014	21-Jul-2014	19-Jul-2014	21-Jul-2014	21-Jul-2014	23-Jul-2014	23-Jul-2014	18-Jul-2014	22-Jul-2014	21-Jul-2014
TPH CWG GC (S)	29-Jul-2014	29-Jul-2014	29-Jul-2014	29-Jul-2014	29-Jul-2014	30-Jul-2014	30-Jul-2014	29-Jul-2014	29-Jul-2014	30-Jul-2014

Lab Sample No(s)	9639783	9639937	9639950	9639977	9639991	9639514	9639709	9639723	9639734	9639693
Customer Sample Ref.	IP 86	IP 91	IP 91	IP 91	IP 91	IP 100	IP 115	IP 115	IP 115	IP 119
AGS Ref.										
Depth	2.50	0.50	1.50	2.50	3.50	0.50	0.50	1.00	1.50	0.50
Type	SOLID	SOLID	SOLID	SOLID	SOLID	SOLID	SOLID	SOLID	SOLID	SOLID
Asbestos ID in Solid Samples		29-Jul-2014				29-Jul-2014	29-Jul-2014	29-Jul-2014		29-Jul-2014
EPH CWG (Aliphatic) GC (S)	29-Jul-2014	30-Jul-2014	29-Jul-2014	29-Jul-2014	29-Jul-2014	30-Jul-2014	29-Jul-2014	30-Jul-2014	29-Jul-2014	30-Jul-2014
EPH CWG (Aromatic) GC (S)	29-Jul-2014	30-Jul-2014	29-Jul-2014	29-Jul-2014	29-Jul-2014	30-Jul-2014	29-Jul-2014	30-Jul-2014	29-Jul-2014	30-Jul-2014
GRO by GC-FID (S)	27-Jul-2014	29-Jul-2014	29-Jul-2014	29-Jul-2014	29-Jul-2014	28-Jul-2014	29-Jul-2014	29-Jul-2014	29-Jul-2014	29-Jul-2014
Metals in solid samples by OES	23-Jul-2014	25-Jul-2014	22-Jul-2014	23-Jul-2014	22-Jul-2014	25-Jul-2014	25-Jul-2014	25-Jul-2014	24-Jul-2014	25-Jul-2014
PAH by GCMS	26-Jul-2014	25-Jul-2014	30-Jul-2014	30-Jul-2014	29-Jul-2014	25-Jul-2014	25-Jul-2014	25-Jul-2014	25-Jul-2014	25-Jul-2014
pH	23-Jul-2014	28-Jul-2014	23-Jul-2014	23-Jul-2014	23-Jul-2014	28-Jul-2014	24-Jul-2014	25-Jul-2014	23-Jul-2014	25-Jul-2014
Sample description	21-Jul-2014	23-Jul-2014	18-Jul-2014	18-Jul-2014	18-Jul-2014	23-Jul-2014	23-Jul-2014	23-Jul-2014	21-Jul-2014	23-Jul-2014
Total Organic Carbon		28-Jul-2014					28-Jul-2014			
TPH CWG GC (S)	29-Jul-2014	30-Jul-2014	29-Jul-2014	29-Jul-2014	29-Jul-2014	30-Jul-2014	29-Jul-2014	30-Jul-2014	29-Jul-2014	30-Jul-2014

Lab Sample No(s)	9639701	9639872	9639884	9639898	9639912	9639923	9640001	9640014	9640029	9640042
Customer Sample Ref.	IP 119	IP 126	IP 126	IP 126	IP 126	IP 126	IP 157	IP 157	IP 157	IP 160
AGS Ref.										
Depth	1.50	0.50	1.50	2.50	3.50	4.50	0.50	1.50	2.50	0.50
Type	SOLID	SOLID	SOLID	SOLID	SOLID	SOLID	SOLID	SOLID	SOLID	SOLID
Asbestos ID in Solid Samples		29-Jul-2014					29-Jul-2014			29-Jul-2014
EPH CWG (Aliphatic) GC (S)	29-Jul-2014	29-Jul-2014	29-Jul-2014	29-Jul-2014	29-Jul-2014	29-Jul-2014	30-Jul-2014	29-Jul-2014	29-Jul-2014	29-Jul-2014
EPH CWG (Aromatic) GC (S)	29-Jul-2014	29-Jul-2014	29-Jul-2014	29-Jul-2014	29-Jul-2014	29-Jul-2014	30-Jul-2014	29-Jul-2014	29-Jul-2014	29-Jul-2014
GRO by GC-FID (S)	29-Jul-2014	28-Jul-2014	28-Jul-2014	27-Jul-2014	27-Jul-2014	29-Jul-2014	29-Jul-2014	28-Jul-2014	29-Jul-2014	27-Jul-2014
Metals in solid samples by OES	22-Jul-2014	25-Jul-2014	24-Jul-2014	23-Jul-2014	23-Jul-2014	23-Jul-2014	25-Jul-2014	24-Jul-2014	24-Jul-2014	25-Jul-2014
PAH by GCMS	30-Jul-2014	25-Jul-2014	26-Jul-2014	26-Jul-2014	25-Jul-2014	26-Jul-2014	25-Jul-2014	29-Jul-2014	29-Jul-2014	25-Jul-2014
pH	23-Jul-2014	24-Jul-2014	23-Jul-2014	22-Jul-2014	23-Jul-2014	23-Jul-2014	28-Jul-2014	28-Jul-2014	23-Jul-2014	25-Jul-2014
Sample description	18-Jul-2014	22-Jul-2014	21-Jul-2014	21-Jul-2014	21-Jul-2014	21-Jul-2014	23-Jul-2014	21-Jul-2014	21-Jul-2014	23-Jul-2014
Total Organic Carbon		24-Jul-2014								
TPH CWG GC (S)	29-Jul-2014	29-Jul-2014	29-Jul-2014	29-Jul-2014	29-Jul-2014	29-Jul-2014	30-Jul-2014	29-Jul-2014	29-Jul-2014	29-Jul-2014

Lab Sample No(s)	9640054	9640067	9640084	9640095	9639567	9639587	9639527	9639538	9639547	9639556
Customer Sample Ref.	IP 160	IP 160	IP 160	IP 160	IP 171	IP 171	IP 202	IP 202	IP 202	IP 202
AGS Ref.										
Depth	1.50	2.50	3.50	4.50	0.50	1.50	0.50	1.50	2.50	3.50
Type	SOLID	SOLID	SOLID	SOLID	SOLID	SOLID	SOLID	SOLID	SOLID	SOLID
Asbestos ID in Solid Samples					29-Jul-2014		29-Jul-2014			
EPH CWG (Aliphatic) GC (S)	30-Jul-2014	30-Jul-2014	30-Jul-2014	29-Jul-2014	29-Jul-2014	29-Jul-2014	29-Jul-2014	29-Jul-2014	29-Jul-2014	29-Jul-2014
EPH CWG (Aromatic) GC (S)	30-Jul-2014	30-Jul-2014	30-Jul-2014	29-Jul-2014	29-Jul-2014	29-Jul-2014	29-Jul-2014	29-Jul-2014	29-Jul-2014	29-Jul-2014
GRO by GC-FID (S)	27-Jul-2014	27-Jul-2014	27-Jul-2014	27-Jul-2014	27-Jul-2014	27-Jul-2014	27-Jul-2014	27-Jul-2014	27-Jul-2014	27-Jul-2014
Metals in solid samples by OES	25-Jul-2014	25-Jul-2014	25-Jul-2014	25-Jul-2014	23-Jul-2014	22-Jul-2014	24-Jul-2014	22-Jul-2014	23-Jul-2014	22-Jul-2014
PAH by GCMS	28-Jul-2014	28-Jul-2014	28-Jul-2014	28-Jul-2014	28-Jul-2014	28-Jul-2014	28-Jul-2014	29-Jul-2014	29-Jul-2014	30-Jul-2014
pH	24-Jul-2014	24-Jul-2014	24-Jul-2014	24-Jul-2014	25-Jul-2014	23-Jul-2014	25-Jul-2014	23-Jul-2014	23-Jul-2014	23-Jul-2014
Sample description	23-Jul-2014	23-Jul-2014	23-Jul-2014	23-Jul-2014	21-Jul-2014	18-Jul-2014	21-Jul-2014	18-Jul-2014	18-Jul-2014	18-Jul-2014
Total Organic Carbon	25-Jul-2014						24-Jul-2014			
TPH CWG GC (S)	30-Jul-2014	30-Jul-2014	30-Jul-2014	29-Jul-2014	29-Jul-2014	29-Jul-2014	29-Jul-2014	29-Jul-2014	29-Jul-2014	29-Jul-2014

CERTIFICATE OF ANALYSIS

SDG: 140718-13 **Location:** Coed Darcy **Order Number:** CD0748
Job: H_ATKINS_LDC-224 **Customer:** Atkins Global Ltd **Report Number:** 289703
Client Reference: Site Wide Trial Pitting **Attention:** Jack Lowrie **Superseded Report:** 280169

Lab Sample No(s)	9639650	9639659	9639626	9639633	9639642	9639597	9639606	9639615	9639667	9639685
Customer Sample Ref.	IP 233	IP 233	IP 248	IP 248	IP 248	IP 249	IP 249	IP 249	IP 250	IP 250
AGS Ref.										
Depth	0.50	1.50	0.50	1.50	2.50	0.50	1.50	2.50	0.50	1.50
Type	SOLID	SOLID	SOLID	SOLID	SOLID	SOLID	SOLID	SOLID	SOLID	SOLID
Asbestos ID in Solid Samples	29-Jul-2014		29-Jul-2014			29-Jul-2014			29-Jul-2014	
EPH CWG (Aliphatic) GC (S)	29-Jul-2014	29-Jul-2014	29-Jul-2014	29-Jul-2014	29-Jul-2014	29-Jul-2014	29-Jul-2014	29-Jul-2014	30-Jul-2014	29-Jul-2014
EPH CWG (Aromatic) GC (S)	29-Jul-2014	29-Jul-2014	29-Jul-2014	29-Jul-2014	29-Jul-2014	29-Jul-2014	29-Jul-2014	29-Jul-2014	30-Jul-2014	29-Jul-2014
GRO by GC-FID (S)	27-Jul-2014	27-Jul-2014	27-Jul-2014	27-Jul-2014	27-Jul-2014	27-Jul-2014	27-Jul-2014	28-Jul-2014	29-Jul-2014	29-Jul-2014
Metals in solid samples by OES	24-Jul-2014	23-Jul-2014	23-Jul-2014	23-Jul-2014	23-Jul-2014	24-Jul-2014	23-Jul-2014	23-Jul-2014	25-Jul-2014	22-Jul-2014
PAH by GCMS	28-Jul-2014	29-Jul-2014	28-Jul-2014	29-Jul-2014	29-Jul-2014	24-Jul-2014	28-Jul-2014	29-Jul-2014	25-Jul-2014	29-Jul-2014
pH	24-Jul-2014	23-Jul-2014	28-Jul-2014	23-Jul-2014	23-Jul-2014	21-Jul-2014	23-Jul-2014	23-Jul-2014	25-Jul-2014	23-Jul-2014
Sample description	21-Jul-2014	18-Jul-2014	21-Jul-2014	18-Jul-2014	18-Jul-2014	21-Jul-2014	18-Jul-2014	18-Jul-2014	23-Jul-2014	18-Jul-2014
Total Organic Carbon	24-Jul-2014					24-Jul-2014				
TPH CWG GC (S)	29-Jul-2014	29-Jul-2014	29-Jul-2014	29-Jul-2014	29-Jul-2014	29-Jul-2014	29-Jul-2014	29-Jul-2014	30-Jul-2014	29-Jul-2014

Lab Sample No(s)	9640119	9640133	9640325	9640382	9639964	9640107	9640219	9640276	9640204	9640211
Customer Sample Ref.	IP 278	IP 278	IP 465	IP 465	IP 474	IP 474	IP 480	IP 480	IP 493	IP 493
AGS Ref.										
Depth	0.50	1.50	0.50	1.50	0.50	2.50	1.00	2.00	0.50	1.50
Type	SOLID	SOLID	SOLID	SOLID	SOLID	SOLID	SOLID	SOLID	SOLID	SOLID
Asbestos ID in Solid Samples	29-Jul-2014		29-Jul-2014		29-Jul-2014		29-Jul-2014		29-Jul-2014	
EPH CWG (Aliphatic) GC (S)	29-Jul-2014	29-Jul-2014	29-Jul-2014	29-Jul-2014	29-Jul-2014	29-Jul-2014	29-Jul-2014	29-Jul-2014	29-Jul-2014	29-Jul-2014
EPH CWG (Aromatic) GC (S)	29-Jul-2014	29-Jul-2014	29-Jul-2014	29-Jul-2014	29-Jul-2014	29-Jul-2014	29-Jul-2014	29-Jul-2014	29-Jul-2014	29-Jul-2014
GRO by GC-FID (S)	27-Jul-2014	27-Jul-2014	27-Jul-2014	27-Jul-2014	27-Jul-2014	27-Jul-2014	27-Jul-2014	27-Jul-2014	27-Jul-2014	27-Jul-2014
Metals in solid samples by OES	28-Jul-2014	22-Jul-2014	25-Jul-2014	22-Jul-2014	25-Jul-2014	22-Jul-2014	25-Jul-2014	22-Jul-2014	28-Jul-2014	22-Jul-2014
PAH by GCMS	25-Jul-2014	29-Jul-2014	23-Jul-2014	22-Jul-2014	23-Jul-2014	22-Jul-2014	23-Jul-2014	22-Jul-2014	23-Jul-2014	22-Jul-2014
pH	24-Jul-2014	23-Jul-2014	24-Jul-2014	23-Jul-2014	21-Jul-2014	23-Jul-2014	24-Jul-2014	23-Jul-2014	25-Jul-2014	23-Jul-2014
Sample description	23-Jul-2014	18-Jul-2014	21-Jul-2014	19-Jul-2014	21-Jul-2014	18-Jul-2014	21-Jul-2014	19-Jul-2014	21-Jul-2014	18-Jul-2014
Total Organic Carbon			28-Jul-2014						24-Jul-2014	
TPH CWG GC (S)	29-Jul-2014	29-Jul-2014	29-Jul-2014	29-Jul-2014	29-Jul-2014	29-Jul-2014	29-Jul-2014	29-Jul-2014	29-Jul-2014	29-Jul-2014

Lab Sample No(s)	9640225	9640229	9639363	9639823	9640146	9640159	9640170	9639376	9639467	9640441
Customer Sample Ref.	IP 493	IP 493	IP 494	IP 494	IP 501	IP 501	IP 501	IP 503	IP 503	IP 503
AGS Ref.										
Depth	2.00	3.00	1.00	2.50	0.50	1.50	3.50	1.50	3.50	0.50
Type	SOLID	SOLID	SOLID	SOLID	SOLID	SOLID	SOLID	SOLID	SOLID	SOLID
Asbestos ID in Solid Samples			29-Jul-2014		29-Jul-2014					29-Jul-2014
EPH CWG (Aliphatic) GC (S)	29-Jul-2014	29-Jul-2014	29-Jul-2014	29-Jul-2014	29-Jul-2014	29-Jul-2014	29-Jul-2014	29-Jul-2014	29-Jul-2014	30-Jul-2014
EPH CWG (Aromatic) GC (S)	29-Jul-2014	29-Jul-2014	29-Jul-2014	29-Jul-2014	29-Jul-2014	29-Jul-2014	29-Jul-2014	29-Jul-2014	29-Jul-2014	30-Jul-2014
GRO by GC-FID (S)	27-Jul-2014	27-Jul-2014	28-Jul-2014	28-Jul-2014	27-Jul-2014	28-Jul-2014	28-Jul-2014	26-Jul-2014	30-Jul-2014	26-Jul-2014
Metals in solid samples by OES	22-Jul-2014	22-Jul-2014	25-Jul-2014	22-Jul-2014	28-Jul-2014	28-Jul-2014	23-Jul-2014	25-Jul-2014	25-Jul-2014	28-Jul-2014
PAH by GCMS	23-Jul-2014	22-Jul-2014	28-Jul-2014	22-Jul-2014	26-Jul-2014	26-Jul-2014	26-Jul-2014	28-Jul-2014	28-Jul-2014	26-Jul-2014
pH	23-Jul-2014	23-Jul-2014	24-Jul-2014	23-Jul-2014	25-Jul-2014	25-Jul-2014	23-Jul-2014	23-Jul-2014	23-Jul-2014	25-Jul-2014
Sample description	19-Jul-2014	19-Jul-2014	22-Jul-2014	18-Jul-2014	22-Jul-2014	21-Jul-2014	21-Jul-2014	22-Jul-2014	22-Jul-2014	23-Jul-2014
Total Organic Carbon			24-Jul-2014		24-Jul-2014					
TPH CWG GC (S)	29-Jul-2014	29-Jul-2014	29-Jul-2014	29-Jul-2014	29-Jul-2014	29-Jul-2014	29-Jul-2014	29-Jul-2014	30-Jul-2014	30-Jul-2014

Lab Sample No(s)	9639576	9639675	9639749	9640178	9640188	9640196	9640233	9640237	9640244	9640292
Customer Sample Ref.	IP 522	IP 522	IP 522	IP 525	IP 525	IP 525	IP 551	IP 551	IP 551	IP 764
AGS Ref.										
Depth	0.50	1.50	3.00	2.00	3.00	4.00	0.20	1.00	3.00	1.00
Type	SOLID	SOLID	SOLID	SOLID	SOLID	SOLID	SOLID	SOLID	SOLID	SOLID
Asbestos ID in Solid Samples	29-Jul-2014						29-Jul-2014	29-Jul-2014		29-Jul-2014
EPH CWG (Aliphatic) GC (S)	29-Jul-2014	29-Jul-2014	29-Jul-2014	29-Jul-2014	29-Jul-2014	29-Jul-2014	29-Jul-2014	29-Jul-2014	29-Jul-2014	30-Jul-2014
EPH CWG (Aromatic) GC (S)	29-Jul-2014	29-Jul-2014	29-Jul-2014	29-Jul-2014	29-Jul-2014	29-Jul-2014	29-Jul-2014	29-Jul-2014	29-Jul-2014	30-Jul-2014
GRO by GC-FID (S)	26-Jul-2014	26-Jul-2014	28-Jul-2014	28-Jul-2014	27-Jul-2014	27-Jul-2014	27-Jul-2014	28-Jul-2014	28-Jul-2014	29-Jul-2014
Metals in solid samples by OES	28-Jul-2014	25-Jul-2014	24-Jul-2014	23-Jul-2014	23-Jul-2014	22-Jul-2014	28-Jul-2014	24-Jul-2014	22-Jul-2014	25-Jul-2014
PAH by GCMS	23-Jul-2014	28-Jul-2014	28-Jul-2014	25-Jul-2014	25-Jul-2014	23-Jul-2014	23-Jul-2014	28-Jul-2014	22-Jul-2014	25-Jul-2014
pH	24-Jul-2014	23-Jul-2014	23-Jul-2014	23-Jul-2014	23-Jul-2014	23-Jul-2014	25-Jul-2014	25-Jul-2014	23-Jul-2014	24-Jul-2014
Sample description	21-Jul-2014	22-Jul-2014	22-Jul-2014	21-Jul-2014	21-Jul-2014	18-Jul-2014	21-Jul-2014	21-Jul-2014	19-Jul-2014	23-Jul-2014
Total Organic Carbon		25-Jul-2014					28-Jul-2014			28-Jul-2014
TPH CWG GC (S)	29-Jul-2014	29-Jul-2014	29-Jul-2014	29-Jul-2014	29-Jul-2014	29-Jul-2014	29-Jul-2014	29-Jul-2014	29-Jul-2014	30-Jul-2014

CERTIFICATE OF ANALYSIS

SDG:	140718-13	**Location:**	Coed Darcy	**Order Number:**	CD0748
Job:	H_ATKINS_LDC-224	**Customer:**	Atkins Global Ltd	**Report Number:**	289703
Client Reference:	Site Wide Trial Pitting	**Attention:**	Jack Lowrie	**Superseded Report:**	280169

Lab Sample No(s)	9640297	9640301	9640305	9640309	9640270	9640280	9640287	9640248	9640254	9640259
Customer Sample Ref.	IP 764	IP 764	IP 764	IP 764	IP 765	IP 765	IP 765	IP 768	IP 768	IP 768
AGS Ref.										
Depth	1.45	2.00	3.00	4.00	0.50	1.50	2.50	0.50	1.50	2.50
Type	SOLID	SOLID	SOLID	SOLID	SOLID	SOLID	SOLID	SOLID	SOLID	SOLID
Asbestos ID in Solid Samples					29-Jul-2014			29-Jul-2014		
Asbestos Quantification - Full					12-Aug-2014			12-Aug-2014		
EPH CWG (Aliphatic) GC (S)	29-Jul-2014	29-Jul-2014	29-Jul-2014	29-Jul-2014	29-Jul-2014	29-Jul-2014	29-Jul-2014	29-Jul-2014	29-Jul-2014	29-Jul-2014
EPH CWG (Aromatic) GC (S)	29-Jul-2014	29-Jul-2014	29-Jul-2014	29-Jul-2014	29-Jul-2014	29-Jul-2014	29-Jul-2014	29-Jul-2014	29-Jul-2014	29-Jul-2014
GRO by GC-FID (S)	27-Jul-2014	29-Jul-2014	27-Jul-2014	26-Jul-2014	28-Jul-2014	30-Jul-2014	27-Jul-2014	27-Jul-2014	27-Jul-2014	28-Jul-2014
Metals in solid samples by OES	28-Jul-2014	25-Jul-2014	25-Jul-2014	25-Jul-2014	25-Jul-2014	22-Jul-2014	22-Jul-2014	24-Jul-2014	22-Jul-2014	22-Jul-2014
PAH by GCMS	30-Jul-2014	28-Jul-2014	28-Jul-2014	28-Jul-2014	23-Jul-2014	23-Jul-2014	22-Jul-2014	28-Jul-2014	28-Jul-2014	28-Jul-2014
pH	23-Jul-2014	23-Jul-2014	23-Jul-2014	23-Jul-2014	25-Jul-2014	23-Jul-2014	23-Jul-2014	24-Jul-2014	23-Jul-2014	23-Jul-2014
Sample description	22-Jul-2014	22-Jul-2014	22-Jul-2014	22-Jul-2014	21-Jul-2014	18-Jul-2014	18-Jul-2014	21-Jul-2014	18-Jul-2014	18-Jul-2014
Total Organic Carbon								24-Jul-2014		
TPH CWG GC (S)	29-Jul-2014	29-Jul-2014	29-Jul-2014	29-Jul-2014	29-Jul-2014	30-Jul-2014	29-Jul-2014	29-Jul-2014	29-Jul-2014	29-Jul-2014

Lab Sample No(s)	9640264	9640313	9640318	9640321	9640331	9640338	9640343	9640347	9640352	9640356
Customer Sample Ref.	IP 768	IP 769	IP 769	IP 769	IP 769	IP 846	IP 846	IP 846	TPE1061	TPE1675
AGS Ref.										
Depth	3.50	0.50	1.00	1.50	3.00	1.00	1.30	3.30	0.50	0.50
Type	SOLID	SOLID	SOLID	SOLID	SOLID	SOLID	SOLID	SOLID	SOLID	SOLID
Asbestos ID in Solid Samples		29-Jul-2014	29-Jul-2014			29-Jul-2014			29-Jul-2014	29-Jul-2014
EPH CWG (Aliphatic) GC (S)	29-Jul-2014	30-Jul-2014	29-Jul-2014	29-Jul-2014	29-Jul-2014	30-Jul-2014	29-Jul-2014	29-Jul-2014	29-Jul-2014	29-Jul-2014
EPH CWG (Aromatic) GC (S)	29-Jul-2014	30-Jul-2014	29-Jul-2014	29-Jul-2014	29-Jul-2014	30-Jul-2014	29-Jul-2014	29-Jul-2014	29-Jul-2014	29-Jul-2014
GRO by GC-FID (S)	27-Jul-2014	28-Jul-2014	30-Jul-2014	29-Jul-2014	28-Jul-2014	28-Jul-2014	29-Jul-2014	28-Jul-2014	28-Jul-2014	28-Jul-2014
Metals in solid samples by OES	22-Jul-2014	25-Jul-2014	29-Jul-2014	22-Jul-2014	22-Jul-2014	28-Jul-2014	22-Jul-2014	22-Jul-2014	25-Jul-2014	25-Jul-2014
PAH by GCMS	28-Jul-2014	25-Jul-2014	29-Jul-2014	26-Jul-2014	28-Jul-2014	25-Jul-2014	30-Jul-2014	28-Jul-2014	23-Jul-2014	23-Jul-2014
pH	23-Jul-2014	24-Jul-2014	24-Jul-2014	23-Jul-2014	23-Jul-2014	25-Jul-2014	23-Jul-2014	23-Jul-2014	24-Jul-2014	24-Jul-2014
Sample description	18-Jul-2014	23-Jul-2014	23-Jul-2014	18-Jul-2014	18-Jul-2014	23-Jul-2014	18-Jul-2014	18-Jul-2014	21-Jul-2014	21-Jul-2014
Total Organic Carbon			28-Jul-2014						24-Jul-2014	
TPH CWG GC (S)	29-Jul-2014	30-Jul-2014	30-Jul-2014	29-Jul-2014	29-Jul-2014	30-Jul-2014	29-Jul-2014	29-Jul-2014	29-Jul-2014	29-Jul-2014

Lab Sample No(s)	9640361	9640368	9640373	9640464	9640468	9640473	9640409	9640414	9640377	9640386
Customer Sample Ref.	TPE1675	TPE1675	TPE1675	TPE1678	TPE1678	TPE1678	TPE1679	TPE1679	TPE1680	TPE1680
AGS Ref.										
Depth	1.50	2.50	3.50	0.50	1.50	2.50	0.50	1.50	0.50	1.50
Type	SOLID	SOLID	SOLID	SOLID	SOLID	SOLID	SOLID	SOLID	SOLID	SOLID
Asbestos ID in Solid Samples				29-Jul-2014			29-Jul-2014		29-Jul-2014	
EPH CWG (Aliphatic) GC (S)	29-Jul-2014	29-Jul-2014	29-Jul-2014	29-Jul-2014	29-Jul-2014	29-Jul-2014	29-Jul-2014	29-Jul-2014	29-Jul-2014	29-Jul-2014
EPH CWG (Aromatic) GC (S)	29-Jul-2014	29-Jul-2014	29-Jul-2014	29-Jul-2014	29-Jul-2014	29-Jul-2014	29-Jul-2014	29-Jul-2014	29-Jul-2014	29-Jul-2014
GRO by GC-FID (S)	30-Jul-2014	28-Jul-2014	28-Jul-2014	27-Jul-2014	27-Jul-2014	27-Jul-2014	28-Jul-2014	28-Jul-2014	28-Jul-2014	28-Jul-2014
Metals in solid samples by OES	22-Jul-2014	22-Jul-2014	22-Jul-2014	25-Jul-2014	23-Jul-2014	24-Jul-2014	28-Jul-2014	22-Jul-2014	25-Jul-2014	22-Jul-2014
PAH by GCMS	26-Jul-2014	25-Jul-2014	26-Jul-2014	23-Jul-2014	25-Jul-2014	25-Jul-2014	23-Jul-2014	25-Jul-2014	23-Jul-2014	26-Jul-2014
pH	23-Jul-2014	23-Jul-2014	23-Jul-2014	24-Jul-2014	23-Jul-2014	23-Jul-2014	24-Jul-2014	23-Jul-2014	24-Jul-2014	23-Jul-2014
Sample description	18-Jul-2014	18-Jul-2014	18-Jul-2014	21-Jul-2014	21-Jul-2014	22-Jul-2014	21-Jul-2014	18-Jul-2014	21-Jul-2014	18-Jul-2014
Total Organic Carbon	22-Jul-2014									
TPH CWG GC (S)	30-Jul-2014	29-Jul-2014	29-Jul-2014	29-Jul-2014	29-Jul-2014	29-Jul-2014	29-Jul-2014	29-Jul-2014	29-Jul-2014	29-Jul-2014

Lab Sample No(s)	9640392	9640397	9640403	9640436	9640447	9640451	9640455	9640460	9640419	9640424
Customer Sample Ref.	TPE1680	TPE1680	TPE1680	TPE1688	TPE1688	TPE1688	TPE1688	TPE1688	TPE1689	TPE1689
AGS Ref.										
Depth	2.50	3.50	4.50	0.50	1.50	2.50	3.50	5.10	0.50	1.50
Type	SOLID	SOLID	SOLID	SOLID	SOLID	SOLID	SOLID	SOLID	SOLID	SOLID
Asbestos ID in Solid Samples				29-Jul-2014					29-Jul-2014	
EPH CWG (Aliphatic) GC (S)	29-Jul-2014	29-Jul-2014	29-Jul-2014	29-Jul-2014	29-Jul-2014	29-Jul-2014	29-Jul-2014	29-Jul-2014	29-Jul-2014	29-Jul-2014
EPH CWG (Aromatic) GC (S)	29-Jul-2014	29-Jul-2014	29-Jul-2014	29-Jul-2014	29-Jul-2014	29-Jul-2014	29-Jul-2014	29-Jul-2014	29-Jul-2014	29-Jul-2014
GRO by GC-FID (S)	28-Jul-2014	28-Jul-2014	28-Jul-2014	28-Jul-2014	27-Jul-2014	27-Jul-2014	27-Jul-2014	27-Jul-2014	27-Jul-2014	27-Jul-2014
Metals in solid samples by OES	24-Jul-2014	23-Jul-2014	22-Jul-2014	25-Jul-2014	22-Jul-2014	22-Jul-2014	23-Jul-2014	22-Jul-2014	28-Jul-2014	22-Jul-2014
PAH by GCMS	26-Jul-2014	26-Jul-2014	26-Jul-2014	23-Jul-2014	26-Jul-2014	26-Jul-2014	30-Jul-2014	22-Jul-2014	23-Jul-2014	26-Jul-2014
pH	23-Jul-2014	23-Jul-2014	23-Jul-2014	24-Jul-2014	23-Jul-2014	23-Jul-2014	23-Jul-2014	23-Jul-2014	25-Jul-2014	23-Jul-2014
Sample description	22-Jul-2014	18-Jul-2014	18-Jul-2014	21-Jul-2014	18-Jul-2014	18-Jul-2014	21-Jul-2014	19-Jul-2014	21-Jul-2014	18-Jul-2014
Total Organic Carbon	25-Jul-2014				24-Jul-2014				28-Jul-2014	
TPH CWG GC (S)	29-Jul-2014	29-Jul-2014	29-Jul-2014	29-Jul-2014	29-Jul-2014	29-Jul-2014	29-Jul-2014	29-Jul-2014	29-Jul-2014	29-Jul-2014

CERTIFICATE OF ANALYSIS

SDG:	140718-13	**Location:**	Coed Darcy	**Order Number:**	CD0748
Job:	H_ATKINS_LDC-224	**Customer:**	Atkins Global Ltd	**Report Number:**	289703
Client Reference:	Site Wide Trial Pitting	**Attention:**	Jack Lowrie	**Superseded Report:**	280169

Lab Sample No(s)	9640431	9639384	9640479	9640483	9640488	9639392	9639400	9639408	9639418	9639425
Customer Sample Ref.	TPE1689	TPE1690	TPE1690	TPE1690	TPE1690	TPE1692	TPE1692	TPE1692	TPE1692	TPE1692
AGS Ref.										
Depth	2.40	3.50	0.50	1.50	2.50	0.50	1.50	2.50	3.50	4.50
Type	SOLID	SOLID	SOLID	SOLID	SOLID	SOLID	SOLID	SOLID	SOLID	SOLID
Asbestos ID in Solid Samples			29-Jul-2014			29-Jul-2014				
EPH CWG (Aliphatic) GC (S)	29-Jul-2014	29-Jul-2014	29-Jul-2014	29-Jul-2014	29-Jul-2014	30-Jul-2014	29-Jul-2014	29-Jul-2014	29-Jul-2014	29-Jul-2014
EPH CWG (Aromatic) GC (S)	29-Jul-2014	29-Jul-2014	29-Jul-2014	29-Jul-2014	29-Jul-2014	30-Jul-2014	29-Jul-2014	29-Jul-2014	29-Jul-2014	29-Jul-2014
GRO by GC-FID (S)	27-Jul-2014	28-Jul-2014	27-Jul-2014	27-Jul-2014	28-Jul-2014	27-Jul-2014	26-Jul-2014	27-Jul-2014	26-Jul-2014	27-Jul-2014
Metals in solid samples by OES	22-Jul-2014	24-Jul-2014	29-Jul-2014	24-Jul-2014	22-Jul-2014	25-Jul-2014	25-Jul-2014	22-Jul-2014	25-Jul-2014	22-Jul-2014
PAH by GCMS	26-Jul-2014	28-Jul-2014	23-Jul-2014	28-Jul-2014	28-Jul-2014	26-Jul-2014	28-Jul-2014	28-Jul-2014	28-Jul-2014	28-Jul-2014
pH	23-Jul-2014	23-Jul-2014	24-Jul-2014	23-Jul-2014	23-Jul-2014	24-Jul-2014	23-Jul-2014	23-Jul-2014	23-Jul-2014	23-Jul-2014
Sample description	18-Jul-2014	22-Jul-2014	21-Jul-2014	22-Jul-2014	18-Jul-2014	23-Jul-2014	22-Jul-2014	18-Jul-2014	22-Jul-2014	19-Jul-2014
Total Organic Carbon					22-Jul-2014					
TPH CWG GC (S)	29-Jul-2014	29-Jul-2014	29-Jul-2014	29-Jul-2014	29-Jul-2014	30-Jul-2014	29-Jul-2014	29-Jul-2014	29-Jul-2014	29-Jul-2014

Lab Sample No(s)	9639434	9639444	9639452	9639459	9639476
Customer Sample Ref.	TPE1705	TPE1705	TPE1705	TPE1705	TPE1705
AGS Ref.					
Depth	0.50	1.50	2.50	3.50	4.50
Type	SOLID	SOLID	SOLID	SOLID	SOLID
Asbestos ID in Solid Samples	29-Jul-2014				
EPH CWG (Aliphatic) GC (S)	30-Jul-2014	29-Jul-2014	29-Jul-2014	29-Jul-2014	29-Jul-2014
EPH CWG (Aromatic) GC (S)	30-Jul-2014	29-Jul-2014	29-Jul-2014	29-Jul-2014	29-Jul-2014
GRO by GC-FID (S)	26-Jul-2014	26-Jul-2014	26-Jul-2014	27-Jul-2014	27-Jul-2014
Metals in solid samples by OES	25-Jul-2014	22-Jul-2014	22-Jul-2014	22-Jul-2014	22-Jul-2014
PAH by GCMS	25-Jul-2014	28-Jul-2014	25-Jul-2014	25-Jul-2014	28-Jul-2014
pH	24-Jul-2014	23-Jul-2014	23-Jul-2014	23-Jul-2014	23-Jul-2014
Sample description	23-Jul-2014	19-Jul-2014	19-Jul-2014	19-Jul-2014	19-Jul-2014
Total Organic Carbon	28-Jul-2014				
TPH CWG GC (S)	30-Jul-2014	29-Jul-2014	29-Jul-2014	29-Jul-2014	29-Jul-2014

SDG:	140718-13	**Location:**	Coed Darcy	**Order Number:**	CD0748
Job:	H_ATKINS_LDC-224	**Customer:**	Atkins Global Ltd	**Report Number:**	289703
Client Reference:	Site Wide Trial Pitting	**Attention:**	Jack Lowrie	**Superseded Report:**	280169

Appendix

General

1. Results are expressed on a dry weight basis (dried at 35ºC) for all soil analyses except for the following: NRA and CEN Leach tests, flash point LOI, pH, ammonium as NH4 by the BRE method, VOC TICS and SVOC TICS.

2. Samples will be run in duplicate upon request, but an additional charge may be incurred

3. If sufficient sample is received a sub sample will be retained free of charge for 30 days after analysis is completed (e-mailed) for all sample types unless the sample is destroyed on testing. The prepared soil sub sample that is analysed for asbestos will be retained for a period of 6 months after the analysis date. All bulk samples will be retained for a period of 6 months after the analysis date. All samples received and not scheduled will be disposed of one month after the date of receipt unless we are instructed to the contrary. Once the initial period has expired, a storage charge will be applied for each month or part thereof until the client cancels the request for sample storage. ALcontrol Laboratories reserve the right to charge for samples received and stored but not analysed.

4. With respect to turnaround, we will always endeavour to meet client requirements wherever possible, but turnaround times cannot be absolutely guaranteed due to so many variables beyond our control.

5. We take responsibility for any test performed by sub-contractors (marked with an asterisk). We endeavour to use UKAS/MCERTS Accredited Laboratories, who either complete a quality questionnaire or are audited by ourselves. For some determinands there are no UKAS/MCERTS Accredited Laboratories, in this instance a laboratory with a known track record will be utilised.

6. When requested, the individual sub sample scheduled will be analysed in house for the presence of asbestos fibres and asbestos containing material by our documented in house method TM048 based on HSG 248 (2005), which is accredited to ISO17025. If a specific asbestos fibre type is not found this will be reported as “Not detected”. If no asbestos fibre types are found all will be reported as “Not detected” and the sub sample analysed deemed to be clear of asbestos. If an asbestos fibre type is found it will be reported as detected (for each fibre type found). Testing can be carried out on asbestos positive samples, but, due to Health and Safety considerations, may be replaced by alternative tests or reported as No Determination Possible. The quantity of asbestos present is not determined unless specifically requested.

7. If no separate volatile sample is supplied by the client, or if a headspace or sediment is present in the volatile sample, the integrity of the data may be compromised. This will be flagged up as an invalid VOC on the test schedule and the result marked as deviating on the test certificate.

8. If appropriate preserved bottles are not received preservation will take place on receipt. However, the integrity of the data may be compromised.

9. NDP -No determination possible due to insufficient/unsuitable sample.

10. Metals in water are performed on a filtered sample, and therefore represent dissolved metals -total metals must be requested separately.

11. Results relate only to the items tested.

12. LODs for wet tests reported on a dry weight basis are not corrected for moisture content.

13. **Surrogate recoveries** -Most of our organic methods include surrogates, the recovery of which is monitored and reported. For EPH, MO, PAH, GRO and VOCs on soils the result is not surrogate corrected, but a percentage recovery is quoted. Acceptable limits for most organic methods are 70 -130 %.

14. **Product analyses** -Organic analyses on products can only be semi-quantitative due to the matrix effects and high dilution factors
employed.

15. Phenols monohydric by HPLC include phenol, cresols (2-Methylphenol, 3-Methylphenol and 4-Methylphenol) and Xylenols (2,3 Dimethylphenol, 2,4 Dimethylphenol, 2,5 Dimethylphenol, 2,6 Dimethylphenol, 3,4 Dimethyphenol, 3,5 Dimethylphenol).

16. Total of 5 speciated phenols by HPLC includes Phenol, 2,3,5-Trimethyl Phenol, 2-Isopropylphenol, Cresols and Xylenols (as detailed in 15).

17. Stones/debris are not routinely removed. We always endeavour to take a representative sub sample from the received sample.

18. In certain circumstances the method detection limit may be elevated due to the sample being outside the calibration range. Other factors that may contribute to this include possible interferences. In both cases the sample would be diluted which would cause the method detection limit to be raised.

19. Mercury results quoted on soils will not include volatile mercury as the analysis is performed on a dried and crushed sample.

20. For the BSEN 12457-3 two batch process to allow the cumulative release to be calculated, the volume of the leachate produced is measured and filtered for all tests. We therefore cannot carry out any unfiltered analysis. The tests affected include volatiles GCFID/GCMS and all subcontracted analysis.

21. For all leachate preparations (NRA, DIN, TCLP, BSEN 12457-1, 2, 3) volatile loss may occur, as we do not employ zero headspace extraction.

22. We are accredited to MCERTS for sand, clay and loam/topsoil, or any of these materials - whether these are derived from naturally occurring soil profiles, or from fill/made ground, as long as these materials constitute the major part of the sample. Other coarse granular material such as concrete, gravel and brick are not accredited if they comprise the major part of the sample.

23. Analysis and identification of specific compounds using GCFID is by retention time only, and we routinely calibrate and quantify for benzene, toluene, ethylbenzenes and xylenes (BTEX). For total volatiles in the C5 -C12 range, the total area of the chromatogram is integrated and expressed as ug/kg or ug/l. Although this analysis is commonly used for the quantification of gasoline range organics (GRO), the system will also detect other compounds such as chlorinated solvents, and this may lead to a falsely high result with respect to hydrocarbons only. It is not possible to specifically identify these non-hydrocarbons, as standards are not routinely run for any other compounds, and for more definitive identification, volatiles by GCMS should be utilised.

Sample Deviations

1	Container with Headspace provided for volatiles analysis
2	Incorrect container received
3	Deviation from method
4	Holding time exceeded before sample received
5	Samples exceeded holding time before presevation was performed
§	Sampled on date not provided
♦	Sample holding time exceeded in laboratory
@	Sample holding time exceeded due to sampled on date
&	Sample Holding Time exceeded - Late arrival of instructions.

Asbestos

Identification of Asbestos in Bulk Materials & Soils

The results for identification of asbestos in bulk materials are obtained from supplied bulk materials which have been examined to determine the presence of asbestos fibres using Alcontrol Laboratories (Hawarden) in-house method of transmitted/polarised light microscopy and central stop dispersion staining, based on HSG 248 (2005).

The results for identification of asbestos in soils are obtained from a homogenised sub sample which has been examined to determine the presence of asbestos fibres using Alcontrol Laboratories (Hawarden) in-house method of transmitted/polarised light microscopy and central stop dispersion staining, based on HSG 248 (2005).

Asbestos Type	Common Name
Chrysotile	White Asbestos
Amosite	Brown Asbestos
Crocidolite	Blue Asbestos
Fibrous Actinolite	-
Fibrous Anthophyllite	-
Fibrous Tremolite	-

Visual Estimation Of Fibre Content

Estimation of fibre content is not permitted as part of our UKAS accredited test other than: - Trace - Where only one or two asbestos fibres were identified.

Further guidance on typical asbestos fibre content of manufactured products can be found in HSG 264.

The identification of asbestos containing materials and soils falls within our schedule of tests for which we hold UKAS accreditation, however opinions, interpretations and all other information contained in the report are outside the scope of UKAS accreditation.

ALcontrol Laboratories

Unit 7-8 Hawarden Business Park
Manor Road (off Manor Lane)
Hawarden
Deeside
CH5 3US
Tel: (01244) 528700
Fax: (01244) 528701
email: mkt@alcontrol.com
Website: www.alcontrol.com

Atkins Global Ltd
Project Jonah site office
Llan Coed House
Suite 24
Coed Darcy
Llandarcy
SA10 6HJ

Attention: Alex Mann

PRELIMINARY/INTERIM REPORT

Date:	22 April 2015
Customer:	H_ATKINS_LDC
Sample Delivery Group (SDG):	150411-62
Your Reference:	POS
Location:	Coed Darcy
Report No:	310084

We received 63 samples on Saturday April 11, 2015 and 63 of these samples were scheduled for analysis which was completed on Wednesday April 22, 2015. Accredited laboratory tests are defined within the report, but opinions, interpretations and on-site data expressed herein are outside the scope of ISO 17025 accreditation.

Should this report require incorporation into client reports, it must be used in its entirety and not simply with the data sections alone.

All chemical testing (unless subcontracted) is performed at ALcontrol Hawarden Laboratories.

This is a preliminary report which has not had final authorisation.

Approved By:

Alcontrol Laboratories is a trading division of ALcontrol UK Limited
Registered Office: Units 7 & 8 Hawarden Business Park, Manor Road, Hawarden, Deeside, CH5 3US. Registered in England and Wales No.

PRELIMINARY/INTERIM REPORT

SDG:	150411-62	**Location:**	Coed Darcy	**Order Number:**	CD1181
Job:	H_ATKINS_LDC-335	**Customer:**	Atkins Global Ltd	**Report Number:**	310084
Client Reference:	POS	**Attention:**	Alex Mann	**Superseded Report:**	

Received Sample Overview

Lab Sample No(s)	Customer Sample Ref.	AGS Ref.	Depth (m)	Sampled Date
11163038	POS 036		0.50 - 0.50	08/04/2015
11163043	POS 036		1.50 - 1.50	08/04/2015
11163033	POS 037		0.50 - 0.50	08/04/2015
11163029	POS 038		0.50 - 0.50	08/04/2015
11163017	POS 039		0.50 - 0.50	08/04/2015
11163024	POS 039		1.50 - 1.50	08/04/2015
11163007	POS 040		0.50 - 0.50	08/04/2015
11163012	POS 040		1.50 - 1.50	08/04/2015
11163002	POS 041		0.50 - 0.50	08/04/2015
11162985	POS 042		0.50 - 0.50	08/04/2015
11162971	POS 043		0.50 - 0.50	08/04/2015
11162978	POS 043		1.50 - 1.50	08/04/2015
11162967	POS 044		0.50 - 0.50	08/04/2015
11163176	POS 044		1.50 - 1.50	08/04/2015
11162957	POS 045		0.50 - 0.50	08/04/2015
11162963	POS 045		1.10 - 1.10	08/04/2015
11162953	POS 046		0.50 - 0.50	08/04/2015
11162944	POS 047		0.50 - 0.50	08/04/2015
11162949	POS 047		1.50 - 1.50	08/04/2015
11162927	POS 048		0.50 - 0.50	08/04/2015
11162931	POS 048		1.50 - 1.50	08/04/2015
11162940	POS 048		2.50 - 2.50	08/04/2015
11162919	POS 049		0.50 - 0.50	08/04/2015
11162923	POS 049		1.50	08/04/2015
11162911	POS 050		0.50 - 0.50	08/04/2015
11162915	POS 050		1.50 - 1.50	08/04/2015
11162902	POS 051		0.50 - 0.50	08/04/2015
11162906	POS 051		1.50 - 1.50	08/04/2015
11163180	POS 052		0.50 - 0.50	08/04/2015
11163185	POS 052		1.50 - 1.50	08/04/2015
11163189	POS 053		0.50 - 0.50	08/04/2015
11162894	POS 055		0.50 - 0.50	08/04/2015
11163049	POS 055		0.50 - 0.50	09/04/2015
11163057	POS 055		1.50 - 1.50	09/04/2015
11162898	POS 056		0.50 - 0.50	08/04/2015
11163061	POS 056		0.50 - 0.50	09/04/2015
11163066	POS 056		1.50 - 1.50	09/04/2015
11163070	POS 056		2.50 - 2.50	09/04/2015
11163075	POS 057		0.50 - 0.50	09/04/2015
11163079	POS 057		1.50 - 1.50	09/04/2015
11163083	POS 057		2.50 - 2.50	09/04/2015
11163107	POS 060		0.50 - 0.50	08/04/2015
11163111	POS 060		1.50 - 1.50	08/04/2015
11163118	POS 060		2.60 - 2.60	08/04/2015
11163123	POS 060		3.80 - 3.80	08/04/2015
11163087	POS 061		0.50 - 0.50	09/04/2015
11163091	POS 061		1.50 - 1.50	08/04/2015
11163097	POS 061		2.50 - 2.50	08/04/2015
11163167	POS 062		0.50 - 0.50	08/04/2015
11163171	POS 062		3.50 - 3.50	08/04/2015
11163152	POS 063		1.50 - 1.50	08/04/2015
11163162	POS 063		0.50 - 0.50	08/04/2015
11163143	POS 064		0.50 - 0.50	08/04/2015
11163147	POS 064		1.50 - 1.50	08/04/2015
11163128	POS 065		0.50 - 0.50	08/04/2015
11163134	POS 065		1.80 - 1.80	08/04/2015

PRELIMINARY/INTERIM REPORT

SDG:	150411-62	**Location:**	Coed Darcy	**Order Number:**	CD1181
Job:	H_ATKINS_LDC-335	**Customer:**	Atkins Global Ltd	**Report Number:**	310084
Client Reference:	POS	**Attention:**	Alex Mann	**Superseded Report:**	

11163139	POS 065	3.20 - 3.20	08/04/2015
11163053	ZDHP 001	0.50 - 0.50	09/04/2015
11163101	ZDHP 002	0.50 - 0.50	09/04/2015
11163157	ZDHP 003	0.50 - 0.50	09/04/2015
11162890	ZGHP 002	0.50 - 0.50	08/04/2015
11162935	ZGHP 003	0.50 - 0.50	08/04/2015
11162993	ZGHP 004	0.50 - 0.50	08/04/2015

Only received samples which have had analysis scheduled will be shown on the following pages.

PRELIMINARY/INTERIM REPORT

SDG:	150411-62	**Location:**	Coed Darcy	**Order Number:**	CD1181
Job:	H_ATKINS_LDC-335	**Customer:**	Atkins Global Ltd	**Report Number:**	310084
Client Reference:	POS	**Attention:**	Alex Mann	**Superseded Report:**	

SOLID

Results Legend

X Test

N No Determination Possible

Lab Sample No(s)	Customer Sample Reference	AGS Reference	Depth (m)	Container
11162890	ZGHP 002		0.50 - 0.50	250g Amber Jar (AL)
				400g Tub (ALE214)
				60g VOC (ALE215)
11162935	ZGHP 003		0.50 - 0.50	250g Amber Jar (AL)
				400g Tub (ALE214)
				60g VOC (ALE215)
11162944	POS 047		0.50 - 0.50	250g Amber Jar (AL)
				400g Tub (ALE214)
				60g VOC (ALE215)
11162927	POS 048		0.50 - 0.50	250g Amber Jar (AL)
				400g Tub (ALE214)
				60g VOC (ALE215)
11162931	POS 048		1.50 - 1.50	250g Amber Jar (AL)
				400g Tub (ALE214)
				60g VOC (ALE215)
11162940	POS 048		2.50 - 2.50	250g Amber Jar (AL)
				400g Tub (ALE214)
				60g VOC (ALE215)
11162919	POS 049		0.50 - 0.50	250g Amber Jar (AL)
				400g Tub (ALE214)
				60g VOC (ALE215)
11162923	POS 049		1.50	250g Amber Jar (AL)
				400g Tub (ALE214)
				60g VOC (ALE215)
11162911	POS 050		0.50 - 0.50	250g Amber Jar (AL)
				400g Tub (ALE214)
				60g VOC (ALE215)
11162915	POS 050		1.50 - 1.50	250g Amber Jar (AL)
				60g VOC (ALE215)
11162902	POS 051		0.50 - 0.50	250g Amber Jar (AL)
				400g Tub (ALE214)
				60g VOC (ALE215)
11162906	POS 051		1.50 - 1.50	250g Amber Jar (AL)
				400g Tub (ALE214)
				60g VOC (ALE215)
11162894	POS 055		0.50 - 0.50	250g Amber Jar (AL)
				400g Tub (ALE214)
				60g VOC (ALE215)
11162898	POS 056		0.50 - 0.50	250g Amber Jar (AL)
				400g Tub (ALE214)
				60g VOC (ALE215)

			250g Amber Jar (AL)	400g Tub (ALE214)	60g VOC (ALE215)	250g Amber Jar (AL)	400g Tub (ALE214)	60g VOC (ALE215)	250g Amber Jar (AL)	400g Tub (ALE214)	60g VOC (ALE215)	250g Amber Jar (AL)	400g Tub (ALE214)	60g VOC (ALE215)	250g Amber Jar (AL)	400g Tub (ALE214)	60g VOC (ALE215)	250g Amber Jar (AL)	400g Tub (ALE214)	60g VOC (ALE215)	250g Amber Jar (AL)	400g Tub (ALE214)	60g VOC (ALE215)	250g Amber Jar (AL)	400g Tub (ALE214)	60g VOC (ALE215)	250g Amber Jar (AL)	400g Tub (ALE214)	60g VOC (ALE215)	250g Amber Jar (AL)	400g Tub (ALE214)	60g VOC (ALE215)
Asbestos ID in Solid Samples	All	NDPs: 0 Tests: 35		X			X			X		X							X					X					X		
EPH CWG (Aliphatic) GC (S)	All	NDPs: 0 Tests: 63	X		X			X		X	X			X			X			X			X		X			X			X	
EPH CWG (Aromatic) GC (S)	All	NDPs: 0 Tests: 63	X		X			X		X	X			X			X			X			X		X			X			X	
GRO by GC-FID (S)	All	NDPs: 0 Tests: 63		X			X					X			X			X			X			X			X			X			X
Metals in solid samples by OES	All	NDPs: 0 Tests: 63	X		X			X		X	X			X			X			X			X		X			X			X	
PAH by GCMS	All	NDPs: 0 Tests: 63	X		X			X		X	X			X			X			X			X		X			X			X	
pH	All	NDPs: 0 Tests: 63		X			X			X		X			X			X			X			X			X			X			X
Sample description	All	NDPs: 0 Tests: 62	X		X			X		X	X			X			X			X			X		X			X			X	
Semi Volatile Organic Compounds	All	NDPs: 0 Tests: 10	X																X									X				
Total Organic Carbon	All	NDPs: 0 Tests: 19	X								X					X									X			X				
TPH CWG GC (S)	All	NDPs: 0 Tests: 63	X		X			X		X	X			X			X			X			X		X			X			X	
VOC MS (S)	All	NDPs: 0 Tests: 10		X															X									X				

PRELIMINARY/INTERIM REPORT

SDG: 150411-62
Job: H_ATKINS_LDC-335
Client Reference: POS
Location: Coed Darcy
Customer: Atkins Global Ltd
Attention: Alex Mann
Order Number: CD1181
Report Number: 310084
Superseded Report:

SOLID

Results Legend

X Test

N No Determination Possible

Lab Sample No(s)			11162993			11163017			11163007			11163012			11163002			11162985			11162971			11162978			11162967			11162957			11162963			11162953			11162944	11162949		
Customer Sample Reference			ZGHP 004			POS 039			POS 040			POS 040			POS 041			POS 042			POS 043			POS 043			POS 044			POS 045			POS 045			POS 046			POS 047	POS 047		
AGS Reference																																										
Depth (m)			0.50 - 0.50			0.50 - 0.50			0.50 - 0.50			1.50 - 1.50			0.50 - 0.50			0.50 - 0.50			0.50 - 0.50			1.50 - 1.50			0.50 - 0.50			0.50 - 0.50			1.10 - 1.10			0.50 - 0.50			0.50 - 0.50	1.50 - 1.50		
Container			250g Amber Jar (AL	400g Tub (ALE214)	60g VOC (ALE215)	250g Amber Jar (AL	400g Tub (ALE214)	60g VOC (ALE215)	250g Amber Jar (AL	400g Tub (ALE214)	60g VOC (ALE215)	250g Amber Jar (AL	400g Tub (ALE214)	60g VOC (ALE215)	250g Amber Jar (AL	400g Tub (ALE214)	60g VOC (ALE215)	250g Amber Jar (AL	400g Tub (ALE214)	60g VOC (ALE215)	250g Amber Jar (AL	400g Tub (ALE214)	60g VOC (ALE215)	250g Amber Jar (AL	400g Tub (ALE214)	60g VOC (ALE215)	250g Amber Jar (AL	400g Tub (ALE214)	60g VOC (ALE215)	250g Amber Jar (AL	400g Tub (ALE214)	60g VOC (ALE215)	250g Amber Jar (AL	400g Tub (ALE214)	60g VOC (ALE215)	250g Amber Jar (AL	400g Tub (ALE214)	60g VOC (ALE215)	60g VOC (ALE215)	250g Amber Jar (AL	400g Tub (ALE214)	60g VOC (ALE215)
Asbestos ID in Solid Samples	All	NDPs: 0 Tests: 35		X			X			X						X			X			X						X			X						X					
EPH CWG (Aliphatic) GC (S)	All	NDPs: 0 Tests: 63	X			X			X			X			X			X			X			X			X			X			X			X				X		
EPH CWG (Aromatic) GC (S)	All	NDPs: 0 Tests: 63	X			X			X			X			X			X			X			X			X			X			X			X				X		
GRO by GC-FID (S)	All	NDPs: 0 Tests: 63			X			X			X			X			X			X			X			X			X			X			X			X	X			X
Metals in solid samples by OES	All	NDPs: 0 Tests: 63	X			X			X			X			X			X			X			X			X			X			X			X				X		
PAH by GCMS	All	NDPs: 0 Tests: 63	X			X			X			X			X			X			X			X			X			X			X			X				X		
PCBs by GCMS	All	NDPs: 0 Tests: 8							X			X			X			X																								
pH	All	NDPs: 0 Tests: 63		X			X			X			X			X			X			X			X			X			X			X			X				X	
Sample description	All	NDPs: 0 Tests: 62	X			X			X			X			X			X			X			X			X			X						X				X		
Semi Volatile Organic Compounds	All	NDPs: 0 Tests: 10				X			X												X			X												X						
Total Organic Carbon	All	NDPs: 0 Tests: 19										X						X															X							X		
TPH CWG GC (S)	All	NDPs: 0 Tests: 63	X			X			X			X			X			X			X			X			X			X			X			X				X		
VOC MS (S)	All	NDPs: 0 Tests: 10						X			X													X			X												X				

PRELIMINARY/INTERIM REPORT

SDG:	150411-62	**Location:**	Coed Darcy	**Order Number:**	CD1181
Job:	H_ATKINS_LDC-335	**Customer:**	Atkins Global Ltd	**Report Number:**	310084
Client Reference:	POS	**Attention:**	Alex Mann	**Superseded Report:**	

SOLID

Results Legend

X Test

N No Determination Possible

Lab Sample No(s)			11163053			11163038			11163043			11163033			11163029			11163024			11163049			11163057			11163061			11163066			11163070			11163075			11163079			11163083
Customer Sample Reference			ZDHP 001			POS 036			POS 036			POS 037			POS 038			POS 039			POS 055			POS 055			POS 056			POS 056			POS 056			POS 057			POS 057			POS 057
AGS Reference																																										
Depth (m)			0.50 - 0.50			0.50 - 0.50			1.50 - 1.50			0.50 - 0.50			0.50 - 0.50			1.50 - 1.50			0.50 - 0.50			1.50 - 1.50			0.50 - 0.50			1.50 - 1.50			2.50 - 2.50			0.50 - 0.50			1.50 - 1.50			2.50 - 2.50
Container			250g Amber Jar (AL	400g Tub (ALE214)	60g VOC (ALE215)	250g Amber Jar (AL	400g Tub (ALE214)	60g VOC (ALE215)	250g Amber Jar (AL	400g Tub (ALE214)	60g VOC (ALE215)	250g Amber Jar (AL	400g Tub (ALE214)	60g VOC (ALE215)	250g Amber Jar (AL	400g Tub (ALE214)	60g VOC (ALE215)	250g Amber Jar (AL	400g Tub (ALE214)	60g VOC (ALE215)	250g Amber Jar (AL	400g Tub (ALE214)	60g VOC (ALE215)	250g Amber Jar (AL	400g Tub (ALE214)	60g VOC (ALE215)	250g Amber Jar (AL	400g Tub (ALE214)	60g VOC (ALE215)	250g Amber Jar (AL	400g Tub (ALE214)	60g VOC (ALE215)	250g Amber Jar (AL	400g Tub (ALE214)	60g VOC (ALE215)	250g Amber Jar (AL	400g Tub (ALE214)	60g VOC (ALE215)	250g Amber Jar (AL	400g Tub (ALE214)	60g VOC (ALE215)	250g Amber Jar (AL
Asbestos ID in Solid Samples	All	NDPs: 0 Tests: 35		X			X						X			X						X						X									X					
EPH CWG (Aliphatic) GC (S)	All	NDPs: 0 Tests: 63	X			X			X			X			X			X			X			X			X			X			X			X			X			X
EPH CWG (Aromatic) GC (S)	All	NDPs: 0 Tests: 63	X			X			X			X			X			X			X			X			X			X			X			X			X			X
GRO by GC-FID (S)	All	NDPs: 0 Tests: 63			X			X			X			X			X			X			X			X			X			X			X			X			X	
Metals in solid samples by OES	All	NDPs: 0 Tests: 63	X			X			X			X			X			X			X			X			X			X			X			X			X			X
PAH by GCMS	All	NDPs: 0 Tests: 63	X			X			X			X			X			X			X			X			X			X			X			X			X			X
PCBs by GCMS	All	NDPs: 0 Tests: 8				X			X			X			X																											
pH	All	NDPs: 0 Tests: 63		X			X			X			X			X			X			X			X			X			X			X			X			X		
Sample description	All	NDPs: 0 Tests: 62	X			X			X			X			X			X			X			X			X			X			X			X			X			X
Semi Volatile Organic Compounds	All	NDPs: 0 Tests: 10				X																																				
Total Organic Carbon	All	NDPs: 0 Tests: 19	X									X									X									X												
TPH CWG GC (S)	All	NDPs: 0 Tests: 63	X			X			X			X			X			X			X			X			X			X			X			X			X			X
VOC MS (S)	All	NDPs: 0 Tests: 10						X																																		

17:15:11 22/04/2015

PRELIMINARY/INTERIM REPORT

SDG:	150411-62	**Location:**	Coed Darcy	**Order Number:**	CD1181
Job:	H_ATKINS_LDC-335	**Customer:**	Atkins Global Ltd	**Report Number:**	310084
Client Reference:	POS	**Attention:**	Alex Mann	**Superseded Report:**	

SOLID

Results Legend

- X — **Test**
- N — **No Determination Possible**

Lab Sample No(s)					1163101		1163083			1163107			1163111			1163118			1163123			1163087
Customer Sample Reference					ZDHP 002		POS 057			POS 060			POS 060			POS 060			POS 060			POS 061
AGS Reference																						
Depth (m)					0.50 - 0.50		2.50 - 2.50			0.50 - 0.50			1.50 - 1.50			2.60 - 2.60			3.80 - 3.80			0.50 - 0.50
Container			250g Amber Jar (AL	400g Tub (ALE214)	60g VOC (ALE215)	400g Tub (ALE214)	60g VOC (ALE215)	250g Amber Jar (AL	400g Tub (ALE214)	60g VOC (ALE215)	250g Amber Jar (AL	400g Tub (ALE214)	60g VOC (ALE215)	250g Amber Jar (AL	400g Tub (ALE214)	60g VOC (ALE215)	250g Amber Jar (AL	400g Tub (ALE214)	60g VOC (ALE215)	250g Amber Jar (AL	400g Tub (ALE214)	60g VOC (ALE215)
Asbestos ID in Solid Samples	All	NDPs: 0 Tests: 35		X					X												X	
EPH CWG (Aliphatic) GC (S)	All	NDPs: 0 Tests: 63	X					X			X			X			X			X		
EPH CWG (Aromatic) GC (S)	All	NDPs: 0 Tests: 63	X					X			X			X			X			X		
GRO by GC-FID (S)	All	NDPs: 0 Tests: 63			X		X			X			X			X			X			X
Metals in solid samples by OES	All	NDPs: 0 Tests: 63	X					X			X			X			X			X		
PAH by GCMS	All	NDPs: 0 Tests: 63	X					X			X			X			X			X		
pH	All	NDPs: 0 Tests: 63		X		X			X			X			X			X			X	
Sample description	All	NDPs: 0 Tests: 62	X					X			X			X			X			X		
Total Organic Carbon	All	NDPs: 0 Tests: 19									X									X		
TPH CWG GC (S)	All	NDPs: 0 Tests: 63	X					X			X			X			X			X		

Lab Sample No(s)					1163091			1163097			1163143		1163147			1163128			1163134			1163139
Customer Sample Reference					POS 061			POS 061			POS 064		POS 064			POS 065			POS 065			POS 065
AGS Reference																						
Depth (m)					1.50 - 1.50			2.50 - 2.50			0.50 - 0.50		1.50 - 1.50			0.50 - 0.50			1.80 - 1.80			3.20 - 3.20
Container			250g Amber Jar (AL	400g Tub (ALE214)	60g VOC (ALE215)	250g Amber Jar (AL	400g Tub (ALE214)	60g VOC (ALE215)	250g Amber Jar (AL	400g Tub (ALE214)	60g VOC (ALE215)	250g Amber Jar (AL	400g Tub (ALE214)	250g Amber Jar (AL	400g Tub (ALE214)	60g VOC (ALE215)	250g Amber Jar (AL	400g Tub (ALE214)	60g VOC (ALE215)	250g Amber Jar (AL	400g Tub (ALE214)	60g VOC (ALE215)
Asbestos ID in Solid Samples	All	NDPs: 0 Tests: 35								X					X							
EPH CWG (Aliphatic) GC (S)	All	NDPs: 0 Tests: 63	X			X			X			X		X			X			X		
EPH CWG (Aromatic) GC (S)	All	NDPs: 0 Tests: 63	X			X			X			X		X			X			X		
GRO by GC-FID (S)	All	NDPs: 0 Tests: 63			X			X			X					X			X			X
Metals in solid samples by OES	All	NDPs: 0 Tests: 63	X			X			X			X		X			X			X		
PAH by GCMS	All	NDPs: 0 Tests: 63	X			X			X			X		X			X			X		
pH	All	NDPs: 0 Tests: 63		X			X			X			X		X			X			X	
Sample description	All	NDPs: 0 Tests: 62	X			X			X			X		X			X			X		
Total Organic Carbon	All	NDPs: 0 Tests: 19										X		X								
TPH CWG GC (S)	All	NDPs: 0 Tests: 63	X			X			X			X		X			X			X		

PRELIMINARY/INTERIM REPORT

SDG:	150411-62	**Location:**	Coed Darcy	**Order Number:**	CD1181
Job:	H_ATKINS_LDC-335	**Customer:**	Atkins Global Ltd	**Report Number:**	310084
Client Reference:	POS	**Attention:**	Alex Mann	**Superseded Report:**	

SOLID

Results Legend

X **Test**

N **No Determination Possible**

		Lab Sample No(s)	Customer Sample Reference	AGS Reference	Depth (m)	Container
Asbestos ID in Solid Samples	All	NDPs: 0 Tests: 35				250g Amber Jar (AL)
						400g Tub (ALE214)
		11163157	ZDHP 003		0.50 - 0.50	60g VOC (ALE215)
		11163176	POS 044		1.50 - 1.50	250g Amber Jar (AL)
		11163180	POS 052		0.50 - 0.50	400g Tub (ALE214)
		11163185	POS 052		1.50 - 1.50	60g VOC (ALE215)
		11163189	POS 053		0.50 - 0.50	250g Amber Jar (AL)
		11163167	POS 062		0.50 - 0.50	400g Tub (ALE214)
		11163171	POS 062		3.50 - 3.50	60g VOC (ALE215)
		11163152	POS 063		1.50 - 1.50	250g Amber Jar (AL)
		11163162	POS 063		0.50 - 0.50	400g Tub (ALE214)
		11163147	POS 064		1.50 - 1.50	60g VOC (ALE215)
EPH CWG (Aliphatic) GC (S)	All	NDPs: 0 Tests: 63				
EPH CWG (Aromatic) GC (S)	All	NDPs: 0 Tests: 63				
GRO by GC-FID (S)	All	NDPs: 0 Tests: 63				
Metals in solid samples by OES	All	NDPs: 0 Tests: 63				
PAH by GCMS	All	NDPs: 0 Tests: 63				
pH	All	NDPs: 0 Tests: 63				
Sample description	All	NDPs: 0 Tests: 62				
Semi Volatile Organic Compounds	All	NDPs: 0 Tests: 10				
Total Organic Carbon	All	NDPs: 0 Tests: 19				
TPH CWG GC (S)	All	NDPs: 0 Tests: 63				
VOC MS (S)	All	NDPs: 0 Tests: 10				

PRELIMINARY/INTERIM REPORT

SDG:	150411-62	**Location:**	Coed Darcy	**Order Number:**	CD1181
Job:	H_ATKINS_LDC-335	**Customer:**	Atkins Global Ltd	**Report Number:**	310084
Client Reference:	POS	**Attention:**	Alex Mann	**Superseded Report:**	

Sample Descriptions

Grain Sizes

very fine	<0.063mm	fine	0.063mm - 0.1mm	medium	0.1mm - 2mm	coarse	2mm - 10mm	very coarse	>10mm

Lab Sample No(s)	Customer Sample Ref.	Depth (m)	Colour	Description	Grain size	Inclusions	Inclusions 2
11163038	POS 036	0.50 - 0.50	Dark Brown	Loamy Sand	0.1 - 2 mm	Stones	Brick
11163043	POS 036	1.50 - 1.50	Dark Brown	Sandy Silt Loam	0.1 - 2 mm	Stones	Vegetation
11163033	POS 037	0.50 - 0.50	Dark Brown	Loamy Sand	0.1 - 2 mm	Stones	None
11163029	POS 038	0.50 - 0.50	Dark Brown	Sandy Loam	0.1 - 2 mm	Brick	Stones
11163017	POS 039	0.50 - 0.50	Dark Brown	Loamy Sand	0.1 - 2 mm	Stones	None
11163024	POS 039	1.50 - 1.50	Dark Brown	Sandy Silt Loam	0.1 - 2 mm	Stones	Vegetation
11163007	POS 040	0.50 - 0.50	Dark Brown	Loamy Sand	0.1 - 2 mm	Vegetation	Stones
11163012	POS 040	1.50 - 1.50	Dark Brown	Sandy Silt Loam	0.1 - 2 mm	Stones	None
11163002	POS 041	0.50 - 0.50	Dark Brown	Loamy Sand	0.1 - 2 mm	Stones	None
11162985	POS 042	0.50 - 0.50	Dark Brown	Loamy Sand	0.1 - 2 mm	Stones	None
11162971	POS 043	0.50 - 0.50	Dark Brown	Loamy Sand	0.1 - 2 mm	Stones	None
11162978	POS 043	1.50 - 1.50	Dark Brown	Loamy Sand	0.1 - 2 mm	Stones	Vegetation
11162967	POS 044	0.50 - 0.50	Dark Brown	Loamy Sand	0.1 - 2 mm	Concrete/Aggregate	Stones
11163176	POS 044	1.50 - 1.50	Dark Brown	Sandy Loam	0.1 - 2 mm	Stones	Vegetation
11162957	POS 045	0.50 - 0.50	Dark Brown	Loamy Sand	0.1 - 2 mm	None	Stones
11162963	POS 045	1.10 - 1.10	Dark Brown	Loamy Sand	0.1 - 2 mm	Oil/Petroleum	Vegetation
11162953	POS 046	0.50 - 0.50	Dark Brown	Loamy Sand	0.1 - 2 mm	Stones	None
11162944	POS 047	0.50 - 0.50	Dark Brown	Sand	0.1 - 2 mm	Stones	None
11162949	POS 047	1.50 - 1.50	Light Brown	Loamy Sand	0.1 - 2 mm	Stones	None
11162927	POS 048	0.50 - 0.50	Dark Brown	Loamy Sand	0.1 - 2 mm	Stones	None
11162931	POS 048	1.50 - 1.50	Dark Brown	Sandy Loam	0.1 - 2 mm	Stones	None
11162940	POS 048	2.50 - 2.50	Dark Brown	Sandy Loam	0.1 - 2 mm	Stones	None
11162919	POS 049	0.50 - 0.50	Light Brown	Sandy Loam	0.1 - 2 mm	Stones	Vegetation
11162923	POS 049	1.50	Light Brown	Loamy Sand	0.1 - 2 mm	Stones	None
11162911	POS 050	0.50 - 0.50	Dark Brown	Loamy Sand	0.1 - 2 mm	Stones	None
11162915	POS 050	1.50 - 1.50	Dark Brown	Sandy Loam	0.1 - 2 mm	Stones	None
11162902	POS 051	0.50 - 0.50	Light Brown	Sandy Loam	0.1 - 2 mm	Stones	Vegetation
11162906	POS 051	1.50 - 1.50	Dark Brown	Gravel	2 - 10 mm	Stones	Vegetation
11163180	POS 052	0.50 - 0.50	Light Brown	Sandy Loam	0.1 - 2 mm	Stones	Vegetation
11163185	POS 052	1.50 - 1.50	Light Brown	Sandy Loam	0.1 - 2 mm	Stones	None
11163189	POS 053	0.50 - 0.50	Light Brown	Sandy Loam	0.1 - 2 mm	Stones	Vegetation
11162894	POS 055	0.50 - 0.50	Light Brown	Sandy Clay Loam	0.1 - 2 mm	Concrete/Aggregate	Stones
11163049	POS 055	0.50 - 0.50	Dark Brown	Silty Clay Loam	0.063 - 0.1 mm	Stones	Vegetation
11163057	POS 055	1.50 - 1.50	Dark Brown	Sandy Clay	0.1 - 2 mm	Stones	None
11162898	POS 056	0.50 - 0.50	Light Brown	Sandy Loam	0.1 - 2 mm	Stones	Vegetation
11163061	POS 056	0.50 - 0.50	Dark Brown	Sandy Loam	0.1 - 2 mm	Vegetation	Stones
11163066	POS 056	1.50 - 1.50	Dark Brown	Sandy Loam	0.1 - 2 mm	Stones	None
11163070	POS 056	2.50 - 2.50	Dark Brown	Sandy Clay Loam	0.1 - 2 mm	Oil/Petroleum	Stones

PRELIMINARY/INTERIM REPORT

SDG:	150411-62	**Location:**	Coed Darcy	**Order Number:**	CD1181
Job:	H_ATKINS_LDC-335	**Customer:**	Atkins Global Ltd	**Report Number:**	310084
Client Reference:	POS	**Attention:**	Alex Mann	**Superseded Report:**	

			Colour	Description	Grain size	Inclusions	Inclusions 2
11163075	POS 057	0.50 - 0.50	Dark Brown	Silty Clay Loam	0.063 - 0.1 mm	Stones	Vegetation
11163079	POS 057	1.50 - 1.50	Dark Brown	Sandy Clay	0.1 - 2 mm	Stones	None
11163083	POS 057	2.50 - 2.50	Dark Brown	Sandy Silt Loam	0.1 - 2 mm	Stones	None
11163107	POS 060	0.50 - 0.50	Dark Brown	Sandy Loam	0.1 - 2 mm	Concrete/Aggregate	Stones
11163111	POS 060	1.50 - 1.50	Dark Brown	Sandy Silt Loam	0.1 - 2 mm	Stones	Vegetation
11163118	POS 060	2.60 - 2.60	Light Brown	Sandy Silt Loam	0.1 - 2 mm	Stones	None
11163123	POS 060	3.80 - 3.80	Dark Brown	Sandy Silt Loam	0.1 - 2 mm	Stones	None
11163087	POS 061	0.50 - 0.50	Dark Brown	Sandy Loam	0.1 - 2 mm	Stones	Vegetation
11163091	POS 061	1.50 - 1.50	Dark Brown	Sandy Silt Loam	0.1 - 2 mm	Stones	None
11163097	POS 061	2.50 - 2.50	Dark Brown	Sandy Silt Loam	0.1 - 2 mm	Stones	None
11163167	POS 062	0.50 - 0.50	Dark Brown	Loamy Sand	0.1 - 2 mm	Crushed Brick	Stones
11163171	POS 062	3.50 - 3.50	Dark Brown	Sandy Loam	0.1 - 2 mm	Oil/Petroleum	Stones
11163152	POS 063	1.50 - 1.50	Dark Brown	Sandy Clay	0.1 - 2 mm	Stones	Glass
11163162	POS 063	0.50 - 0.50	Dark Brown	Sandy Clay Loam	0.1 - 2 mm	Stones	None
11163143	POS 064	0.50 - 0.50	Dark Brown	Sandy Clay Loam	0.1 - 2 mm	Stones	Vegetation
11163147	POS 064	1.50 - 1.50	Dark Brown	Clay Loam	0.063 - 0.1 mm	Stones	Vegetation
11163128	POS 065	0.50 - 0.50	Dark Brown	Sandy Loam	0.1 - 2 mm	Stones	Vegetation
11163134	POS 065	1.80 - 1.80	Dark Brown	Sandy Clay	0.1 - 2 mm	Stones	None
11163139	POS 065	3.20 - 3.20	Dark Brown	Loamy Sand	0.1 - 2 mm	Stones	None
11163053	ZDHP 001	0.50 - 0.50	Dark Brown	Silty Clay Loam	0.063 - 0.1 mm	Stones	Vegetation
11163101	ZDHP 002	0.50 - 0.50	Light Brown	Sandy Clay Loam	0.1 - 2 mm	Stones	Vegetation
11163157	ZDHP 003	0.50 - 0.50	Dark Brown	Sandy Clay Loam	0.1 - 2 mm	Stones	Vegetation
11162890	ZGHP 002	0.50 - 0.50	Dark Brown	Sandy Clay Loam	0.1 - 2 mm	Stones	Vegetation
11162935	ZGHP 003	0.50 - 0.50	Dark Brown	Sandy Clay Loam	0.1 - 2 mm	Stones	Vegetation
11162993	ZGHP 004	0.50 - 0.50	Dark Brown	Sandy Clay Loam	0.1 - 2 mm	Stones	Vegetation

These descriptions are only intended to act as a cross check if sample identities are questioned, and to provide a log of sample matrices with respect to MCERTS validation. They are not intended as full geological descriptions.

We are accredited to MCERTS for sand, clay and loam/topsoil, or any of these materials - whether these are derived from naturally ocurring soil profiles, or from fill/made ground, as long as these materials constitute the major part of the sample.

Other coarse granular materials such as concrete, gravel and brick are not accredited if they comprise the major part of the sample.

PRELIMINARY/INTERIM REPORT

SDG:	150411-62	**Location:**	Coed Darcy	**Order Number:**	CD1181
Job:	H_ATKINS_LDC-335	**Customer:**	Atkins Global Ltd	**Report Number:**	310084
Client Reference:	POS	**Attention:**	Alex Mann	**Superseded Report:**	

Results Legend

#	ISO17025 accredited.
M	*m*CERTS accredited.
aq	Aqueous / settled sample.
diss.filt	Dissolved / filtered sample.
tot.unfilt	Total / unfiltered sample.
*	Subcontracted test.
**	% recovery of the surrogate standard to check the efficiency of the method. The results of individual compounds within samples aren't corrected for the recovery
(F)	Trigger breach confirmed
1-5&+§@	Sample deviation (see appendix)

Component	LOD/Units	Method	Customer Sample R	POS 036	POS 036	POS 037	POS 038	POS 039	POS 039
			Depth (m)	0.50 - 0.50	1.50 - 1.50	0.50 - 0.50	0.50 - 0.50	0.50 - 0.50	1.50 - 1.50
			Sample Type	Soil/Solid	Soil/Solid	Soil/Solid	Soil/Solid	Soil/Solid	Soil/Solid
			Date Sampled	08/04/2015	08/04/2015	08/04/2015	08/04/2015	08/04/2015	08/04/2015
			Sample Time	.	.	.	.	.	.
			Date Received	11/04/2015	11/04/2015	11/04/2015	11/04/2015	11/04/2015	11/04/2015
			SDG Ref	150411-62	150411-62	150411-62	150411-62	150411-62	150411-62
			Lab Sample No.(s)	11163038	11163043	11163033	11163029	11163017	11163024
			AGS Reference						
Moisture Content Ratio (% of as received sample)	%	PM024		8.9	8.6	5.9	6.7	7.8	9.5
Soil Organic Matter (SOM)	<0.35 %	TM132				1.58 #			
pH	1 pH Units	TM133		8.22 M	8.2 M	7.54 M	8.26 M	8.38 M	8.34 M
PCB congener 118	<3 µg/kg	TM168		<3 M	<3 M	<3 M	<3 M		
PCB congener 81	<3 µg/kg	TM168		<3 M	<3 M	<3 M	<3 M		
PCB congener 77	<3 µg/kg	TM168		<3 M	<3 M	<3 M	<3 M		
PCB congener 123	<3 µg/kg	TM168		<3 M	<3 M	<3 M	<3 M		
PCB congener 114	<3 µg/kg	TM168		<3 M	<3 M	<3 M	<3 M		
PCB congener 105	<3 µg/kg	TM168		<3 M	<3 M	<3 M	<3 M		
PCB congener 126	<3 µg/kg	TM168		<3 M	<3 M	<3 M	<3 M		
PCB congener 167	<3 µg/kg	TM168		<3 M	<3 M	<3 M	<3 M		
PCB congener 156	<3 µg/kg	TM168		<3 M	<3 M	<3 M	<3 M		
PCB congener 157	<3 µg/kg	TM168		<3 M	<3 M	<3 M	<3 M		
PCB congener 169	<3 µg/kg	TM168		<3 M	<3 M	<3 M	<3 M		
PCB congener 189	<3 µg/kg	TM168		<3 M	<3 M	<3 M	<3 M		
Sum of detected WHO 12 PCBs	<36 µg/kg	TM168		<36	<36	<36	<36		
Arsenic	<0.6 mg/kg	TM181		33.9 M	20.8 M	10.6 M	8.94 M	18.8 M	22.1 M
Cadmium	<0.02 mg/kg	TM181		1.22 M	0.817 M	0.533 M	0.498 M	0.956 M	0.768 M
Chromium	<0.9 mg/kg	TM181		16.7 M	18.8 M	15 M	17 M	16.6 M	15.5 M
Copper	<1.4 mg/kg	TM181		95.5 M	64.5 M	15.8 M	18.6 M	58.1 M	84.4 M
Lead	<0.7 mg/kg	TM181		2910 M	160 M	15.4 M	20.9 M	70.2 M	117 M
Mercury	<0.14 mg/kg	TM181		<0.14 M	<0.14 M	<0.14 M	<0.14 M	0.154 M	<0.14 M
Nickel	<0.2 mg/kg	TM181		41.3 M	39.3 M	38.2 M	35.4 M	28 M	34.2 M
Selenium	<1 mg/kg	TM181		<1 #	<1 #	<1 #	<1 #	<1 #	<1 #
Vanadium	<0.2 mg/kg	TM181		21.1 #	19.1 #	12.6 #	15.4 #	19.5 #	17.2 #
Zinc	<1.9 mg/kg	TM181		1110 M	477 M	74.3 M	86.8 M	246 M	471 M

PRELIMINARY/INTERIM REPORT

SDG:	150411-62	**Location:**	Coed Darcy	**Order Number:**	CD1181
Job:	H_ATKINS_LDC-335	**Customer:**	Atkins Global Ltd	**Report Number:**	310084
Client Reference:	POS	**Attention:**	Alex Mann	**Superseded Report:**	

Results Legend

#	ISO17025 accredited.
M	*m*CERTS accredited.
aq	Aqueous / settled sample.
diss.filt	Dissolved / filtered sample.
tot.unfilt	Total / unfiltered sample.
*	Subcontracted test.
**	% recovery of the surrogate standard to check the efficiency of the method. The results of individual compounds within samples aren't corrected for the recovery
(F)	Trigger breach confirmed
1-5&+§@	Sample deviation (see appendix)

Component	LOD/Units	Method	Customer Sample R	POS 040	POS 040	POS 041	POS 042	POS 043	POS 043
			Depth (m)	0.50 - 0.50	1.50 - 1.50	0.50 - 0.50	0.50 - 0.50	0.50 - 0.50	1.50 - 1.50
			Sample Type	Soil/Solid	Soil/Solid	Soil/Solid	Soil/Solid	Soil/Solid	Soil/Solid
			Date Sampled	08/04/2015	08/04/2015	08/04/2015	08/04/2015	08/04/2015	08/04/2015
			Sample Time	.	.	.	.	.	.
			Date Received	11/04/2015	11/04/2015	11/04/2015	11/04/2015	11/04/2015	11/04/2015
			SDG Ref	150411-62	150411-62	150411-62	150411-62	150411-62	150411-62
			Lab Sample No.(s)	11163007	11163012	11163002	11162985	11162971	11162978
			AGS Reference						
Moisture Content Ratio (% of as received sample)	%	PM024		8.9	4.9	9.3	7.5	9.9	11
Soil Organic Matter (SOM)	<0.35 %	TM132			2.41 #		1.55 #		
pH	1 pH Units	TM133		8.12 M	7.92 M	8.2 M	8.43 M	8.51 M	7.34 M
PCB congener 118	<3 µg/kg	TM168		<3 M	<3 M	<3 M	<3 M		
PCB congener 81	<3 µg/kg	TM168		<3 M	<3 M	<3 M	<3 M		
PCB congener 77	<3 µg/kg	TM168		<3 M	<3 M	<3 M	<3 M		
PCB congener 123	<3 µg/kg	TM168		<3 M	<3 M	<3 M	<3 M		
PCB congener 114	<3 µg/kg	TM168		<3 M	<3 M	<3 M	<3 M		
PCB congener 105	<3 µg/kg	TM168		<3 M	<3 M	<3 M	<3 M		
PCB congener 126	<3 µg/kg	TM168		<3 M	<3 M	<3 M	<3 M		
PCB congener 167	<3 µg/kg	TM168		<3 M	<3 M	<3 M	<3 M		
PCB congener 156	<3 µg/kg	TM168		<3 M	<3 M	<3 M	<3 M		
PCB congener 157	<3 µg/kg	TM168		<3 M	<3 M	<3 M	<3 M		
PCB congener 169	<3 µg/kg	TM168		<3 M	<3 M	<3 M	<3 M		
PCB congener 189	<3 µg/kg	TM168		<3 M	<3 M	<3 M	<3 M		
Sum of detected WHO 12 PCBs	<36 µg/kg	TM168		<36	<36	<36	<36		
Arsenic	<0.6 mg/kg	TM181		28.8 M	19.7 M	20.1 M	14.5 M	55.3 M	17.9 M
Cadmium	<0.02 mg/kg	TM181		0.857 M	0.714 M	0.889 M	0.481 M	1.22 M	0.582 M
Chromium	<0.9 mg/kg	TM181		13.9 M	16.3 M	18.2 M	11.9 M	15 M	14.4 M
Copper	<1.4 mg/kg	TM181		181 M	78.9 M	109 M	37.1 M	158 M	39.7 M
Lead	<0.7 mg/kg	TM181		428 M	159 M	58.9 M	28.6 M	521 M	79.5 M
Mercury	<0.14 mg/kg	TM181		<0.14 M	<0.14 M	<0.14 M	<0.14 M	<0.14 M	0.209 M
Nickel	<0.2 mg/kg	TM181		37.2 M	34.3 M	35 M	22.8 M	36.3 M	25.6 M
Selenium	<1 mg/kg	TM181		<1 #	<1 #	<1 #	<1 #	<1 #	<1 #
Vanadium	<0.2 mg/kg	TM181		15 #	16.7 #	19.1 #	15.7 #	17.2 #	15.1 #
Zinc	<1.9 mg/kg	TM181		934 M	350 M	397 M	101 M	955 M	208 M

PRELIMINARY/INTERIM REPORT

SDG:	150411-62	**Location:**	Coed Darcy	**Order Number:**	CD1181
Job:	H_ATKINS_LDC-335	**Customer:**	Atkins Global Ltd	**Report Number:**	310084
Client Reference:	POS	**Attention:**	Alex Mann	**Superseded Report:**	

Results Legend

#	ISO17025 accredited.
M	*m*CERTS accredited.
aq	Aqueous / settled sample.
diss.filt	Dissolved / filtered sample.
tot.unfilt	Total / unfiltered sample.
*	Subcontracted test.
**	% recovery of the surrogate standard to check the efficiency of the method. The results of individual compounds within samples aren't corrected for the recovery
(F)	Trigger breach confirmed
1-5&+§@	Sample deviation (see appendix)

Component	LOD/Units	Method	Customer Sample R	POS 044	POS 044	POS 045	POS 045	POS 046	POS 047
			Depth (m)	0.50 - 0.50	1.50 - 1.50	0.50 - 0.50	1.10 - 1.10	0.50 - 0.50	0.50 - 0.50
			Sample Type	Soil/Solid	Soil/Solid	Soil/Solid	Soil/Solid	Soil/Solid	Soil/Solid
			Date Sampled	08/04/2015	08/04/2015	08/04/2015	08/04/2015	08/04/2015	08/04/2015
			Sample Time	.	.	.	.	.	.
			Date Received	11/04/2015	11/04/2015	11/04/2015	11/04/2015	11/04/2015	11/04/2015
			SDG Ref	150411-62	150411-62	150411-62	150411-62	150411-62	150411-62
			Lab Sample No.(s)	11162967	11163176	11162957	11162963	11162953	11162944
			AGS Reference						
Moisture Content Ratio (% of as received sample)	%	PM024		9.4	10	10	9	5.9	6.2
Soil Organic Matter (SOM)	<0.35 %	TM132					1.56 #		
pH	1 pH Units	TM133		5.4 M	5.7 M	7.11 M	5.28 M	6.63 M	5.09 M
Arsenic	<0.6 mg/kg	TM181		10.5 M	8.39 M	11.8 M	10.7 M	5.29 M	6.61 M
Cadmium	<0.02 mg/kg	TM181		0.747 M	0.771 M	0.848 M	0.415 M	0.411 M	0.465 M
Chromium	<0.9 mg/kg	TM181		13.7 M	13.7 M	14 M	12.5 M	11.8 M	11.8 M
Copper	<1.4 mg/kg	TM181		27.7 M	26 M	17 M	15.5 M	12.4 M	9.71 M
Lead	<0.7 mg/kg	TM181		16.7 M	12.8 M	18.4 M	17.8 M	9.94 M	12.5 M
Mercury	<0.14 mg/kg	TM181		<0.14 M	<0.14 M	<0.14 M	<0.14 M	<0.14 M	<0.14 M
Nickel	<0.2 mg/kg	TM181		28.7 M	24.2 M	26 M	27.8 M	25.4 M	30 M
Selenium	<1 mg/kg	TM181		<1 #	<1 #	<1 #	<1 #	<1 #	<1 #
Vanadium	<0.2 mg/kg	TM181		14.7 #	14.7 #	17.4 #	13.6 #	11.4 #	14.1 #
Zinc	<1.9 mg/kg	TM181		101 M	92.2 M	126 M	78.6 M	64.2 M	67.3 M

PRELIMINARY/INTERIM REPORT

SDG:	150411-62	**Location:**	Coed Darcy	**Order Number:**	CD1181
Job:	H_ATKINS_LDC-335	**Customer:**	Atkins Global Ltd	**Report Number:**	310084
Client Reference:	POS	**Attention:**	Alex Mann	**Superseded Report:**	

Results Legend

#	ISO17025 accredited.
M	*m*CERTS accredited.
aq	Aqueous / settled sample.
diss.filt	Dissolved / filtered sample.
tot.unfilt	Total / unfiltered sample.
*	Subcontracted test.
**	% recovery of the surrogate standard to check the efficiency of the method. The results of individual compounds within samples aren't corrected for the recovery
(F)	Trigger breach confirmed
1-5&+§@	Sample deviation (see appendix)

Component	LOD/Units	Method	Customer Sample R	Depth (m)	Sample Type	Date Sampled	Sample Time	Date Received	SDG Ref	Lab Sample No.(s)	AGS Reference
Moisture Content Ratio (% of as received sample)	%	PM024	POS 047	1.50 - 1.50	Soil/Solid	08/04/2015	.	11/04/2015	150411-62	11162949	
			7.4								
Soil Organic Matter (SOM)	<0.35 %	TM132	0.878 #								
pH	1 pH Units	TM133	5.18 M								
Arsenic	<0.6 mg/kg	TM181	5.88 M								
Cadmium	<0.02 mg/kg	TM181	0.357 M								
Chromium	<0.9 mg/kg	TM181	15.3 M								
Copper	<1.4 mg/kg	TM181	13.9 M								
Lead	<0.7 mg/kg	TM181	14.7 M								
Mercury	<0.14 mg/kg	TM181	<0.14 M								
Nickel	<0.2 mg/kg	TM181	44 M								
Selenium	<1 mg/kg	TM181	<1 #								
Vanadium	<0.2 mg/kg	TM181	17.1 #								
Zinc	<1.9 mg/kg	TM181	77.1 M								

Component	LOD/Units	Method	Customer Sample R	Depth (m)	Sample Type	Date Sampled	Sample Time	Date Received	SDG Ref	Lab Sample No.(s)	AGS Reference
			POS 048	0.50 - 0.50	Soil/Solid	08/04/2015	.	11/04/2015	150411-62	11162927	
Moisture Content Ratio (% of as received sample)	%	PM024	16								
Soil Organic Matter (SOM)	<0.35 %	TM132									
pH	1 pH Units	TM133	7.06 M								
Arsenic	<0.6 mg/kg	TM181	13.5 M								
Cadmium	<0.02 mg/kg	TM181	0.492 M								
Chromium	<0.9 mg/kg	TM181	12.6 M								
Copper	<1.4 mg/kg	TM181	19.9 M								
Lead	<0.7 mg/kg	TM181	11.8 M								
Mercury	<0.14 mg/kg	TM181	<0.14 M								
Nickel	<0.2 mg/kg	TM181	24.6 M								
Selenium	<1 mg/kg	TM181	<1 #								
Vanadium	<0.2 mg/kg	TM181	14.4 #								
Zinc	<1.9 mg/kg	TM181	98.6 M								

Component	LOD/Units	Method	Customer Sample R	Depth (m)	Sample Type	Date Sampled	Sample Time	Date Received	SDG Ref	Lab Sample No.(s)	AGS Reference
			POS 048	1.50 - 1.50	Soil/Solid	08/04/2015	.	11/04/2015	150411-62	11162931	
Moisture Content Ratio (% of as received sample)	%	PM024	9.1								
Soil Organic Matter (SOM)	<0.35 %	TM132	1.25 #								
pH	1 pH Units	TM133	6.51 M								
Arsenic	<0.6 mg/kg	TM181	7.37 M								
Cadmium	<0.02 mg/kg	TM181	0.46 M								
Chromium	<0.9 mg/kg	TM181	12 M								
Copper	<1.4 mg/kg	TM181	14.1 M								
Lead	<0.7 mg/kg	TM181	14.1 M								
Mercury	<0.14 mg/kg	TM181	<0.14 M								
Nickel	<0.2 mg/kg	TM181	27.8 M								
Selenium	<1 mg/kg	TM181	<1 #								
Vanadium	<0.2 mg/kg	TM181	13.2 #								
Zinc	<1.9 mg/kg	TM181	68.9 M								

Component	LOD/Units	Method	Customer Sample R	Depth (m)	Sample Type	Date Sampled	Sample Time	Date Received	SDG Ref	Lab Sample No.(s)	AGS Reference
			POS 048	2.50 - 2.50	Soil/Solid	08/04/2015	.	11/04/2015	150411-62	11162940	
Moisture Content Ratio (% of as received sample)	%	PM024	7.6								
Soil Organic Matter (SOM)	<0.35 %	TM132									
pH	1 pH Units	TM133	5.9 M								
Arsenic	<0.6 mg/kg	TM181	5.06 M								
Cadmium	<0.02 mg/kg	TM181	0.487 M								
Chromium	<0.9 mg/kg	TM181	12.9 M								
Copper	<1.4 mg/kg	TM181	8.31 M								
Lead	<0.7 mg/kg	TM181	14.2 M								
Mercury	<0.14 mg/kg	TM181	<0.14 M								
Nickel	<0.2 mg/kg	TM181	35.4 M								
Selenium	<1 mg/kg	TM181	<1 #								
Vanadium	<0.2 mg/kg	TM181	12.6 #								
Zinc	<1.9 mg/kg	TM181	71.9 M								

Component	LOD/Units	Method	Customer Sample R	Depth (m)	Sample Type	Date Sampled	Sample Time	Date Received	SDG Ref	Lab Sample No.(s)	AGS Reference
			POS 049	0.50 - 0.50	Soil/Solid	08/04/2015	.	11/04/2015	150411-62	11162919	
Moisture Content Ratio (% of as received sample)	%	PM024	12								
Soil Organic Matter (SOM)	<0.35 %	TM132	1.63 #								
pH	1 pH Units	TM133	6.52 M								
Arsenic	<0.6 mg/kg	TM181	14.8 M								
Cadmium	<0.02 mg/kg	TM181	0.709 M								
Chromium	<0.9 mg/kg	TM181	15.6 M								
Copper	<1.4 mg/kg	TM181	50.4 M								
Lead	<0.7 mg/kg	TM181	15.3 M								
Mercury	<0.14 mg/kg	TM181	<0.14 M								
Nickel	<0.2 mg/kg	TM181	26.6 M								
Selenium	<1 mg/kg	TM181	<1 #								
Vanadium	<0.2 mg/kg	TM181	19 #								
Zinc	<1.9 mg/kg	TM181	116 M								

Component	LOD/Units	Method	Customer Sample R	Depth (m)	Sample Type	Date Sampled	Sample Time	Date Received	SDG Ref	Lab Sample No.(s)	AGS Reference
			POS 049	1.50	Soil/Solid	08/04/2015	.	11/04/2015	150411-62	11162923	
Moisture Content Ratio (% of as received sample)	%	PM024	11								
Soil Organic Matter (SOM)	<0.35 %	TM132									
pH	1 pH Units	TM133	6.42 M								
Arsenic	<0.6 mg/kg	TM181	13.2 M								
Cadmium	<0.02 mg/kg	TM181	0.706 M								
Chromium	<0.9 mg/kg	TM181	14.9 M								
Copper	<1.4 mg/kg	TM181	52.4 M								
Lead	<0.7 mg/kg	TM181	13.9 M								
Mercury	<0.14 mg/kg	TM181	<0.14 M								
Nickel	<0.2 mg/kg	TM181	22.9 M								
Selenium	<1 mg/kg	TM181	<1 #								
Vanadium	<0.2 mg/kg	TM181	19.6 #								
Zinc	<1.9 mg/kg	TM181	79.2 M								

PRELIMINARY/INTERIM REPORT

SDG:	150411-62	**Location:**	Coed Darcy	**Order Number:**	CD1181
Job:	H_ATKINS_LDC-335	**Customer:**	Atkins Global Ltd	**Report Number:**	310084
Client Reference:	POS	**Attention:**	Alex Mann	**Superseded Report:**	

Results Legend

#	ISO17025 accredited.
M	*m*CERTS accredited.
aq	Aqueous / settled sample.
diss.filt	Dissolved / filtered sample.
tot.unfilt	Total / unfiltered sample.
*	Subcontracted test.
**	% recovery of the surrogate standard to check the efficiency of the method. The results of individual compounds within samples aren't corrected for the recovery
(F)	Trigger breach confirmed
1-5&+§@	Sample deviation (see appendix)

Component	LOD/Units	Method	Customer Sample R	POS 050	POS 050	POS 051	POS 051	POS 052	POS 052
			Depth (m)	0.50 - 0.50	1.50 - 1.50	0.50 - 0.50	1.50 - 1.50	0.50 - 0.50	1.50 - 1.50
			Sample Type	Soil/Solid	Soil/Solid	Soil/Solid	Soil/Solid	Soil/Solid	Soil/Solid
			Date Sampled	08/04/2015	08/04/2015	08/04/2015	08/04/2015	08/04/2015	08/04/2015
			Sample Time	.	.	.	.	.	.
			Date Received	11/04/2015	11/04/2015	11/04/2015	11/04/2015	11/04/2015	11/04/2015
			SDG Ref	150411-62	150411-62	150411-62	150411-62	150411-62	150411-62
			Lab Sample No.(s)	11162911	11162915	11162902	11162906	11163180	11163185
			AGS Reference						
Moisture Content Ratio (% of as received sample)	%	PM024		9	8.1	12	9.2	5.8	5.9
Soil Organic Matter (SOM)	<0.35 %	TM132					1.54 #	1.13 #	
pH	1 pH Units	TM133		6.13 M	6.44 M	5.04 M	5.16 #	7.01 M	6.58 M
Arsenic	<0.6 mg/kg	TM181		16.3 M	10.7 M	27.5 M	9.65 #	8.79 M	9.57 M
Cadmium	<0.02 mg/kg	TM181		0.739 M	1.7 M	0.556 M	0.589 #	1.7 M	0.47 M
Chromium	<0.9 mg/kg	TM181		13.7 M	13.9 M	13.6 M	12.7 #	20.4 M	15 M
Copper	<1.4 mg/kg	TM181		62.8 M	14.7 M	60.7 M	11.3 #	<14 M	13.1 M
Lead	<0.7 mg/kg	TM181		16.6 M	15.6 M	40.6 M	12.8 #	16.7 M	15.4 M
Mercury	<0.14 mg/kg	TM181		<0.14 M	<0.14 M	<0.14 M	<0.14 #	<1.4 M	<0.14 M
Nickel	<0.2 mg/kg	TM181		26.9 M	32.2 M	15 M	29.2 #	39 M	32.2 M
Selenium	<1 mg/kg	TM181		<1 #	<10 #	<1 #	<1 #	<10 #	<1 #
Vanadium	<0.2 mg/kg	TM181		16.9 #	17.6 #	19.3 #	14.7 #	20.5 #	14.3 #
Zinc	<1.9 mg/kg	TM181		108 M	108 M	79.3 M	81.1 #	92.2 M	77.3 M

PRELIMINARY/INTERIM REPORT

SDG:	150411-62	**Location:**	Coed Darcy	**Order Number:**	CD1181
Job:	H_ATKINS_LDC-335	**Customer:**	Atkins Global Ltd	**Report Number:**	310084
Client Reference:	POS	**Attention:**	Alex Mann	**Superseded Report:**	

Results Legend

#	ISO17025 accredited.
M	*m*CERTS accredited.
aq	Aqueous / settled sample.
diss.filt	Dissolved / filtered sample.
tot.unfilt	Total / unfiltered sample.
*	Subcontracted test.
**	% recovery of the surrogate standard to check the efficiency of the method. The results of individual compounds within samples aren't corrected for the recovery
(F)	Trigger breach confirmed
1-5&+§@	Sample deviation (see appendix)

Component	LOD/Units	Method	Customer Sample R	POS 053	POS 055	POS 055	POS 055	POS 056	POS 056
			Depth (m)	0.50 - 0.50	0.50 - 0.50	0.50 - 0.50	1.50 - 1.50	0.50 - 0.50	0.50 - 0.50
			Sample Type	Soil/Solid	Soil/Solid	Soil/Solid	Soil/Solid	Soil/Solid	Soil/Solid
			Date Sampled	08/04/2015	08/04/2015	09/04/2015	09/04/2015	08/04/2015	09/04/2015
			Sample Time	.	.	.	.	.	.
			Date Received	11/04/2015	11/04/2015	11/04/2015	11/04/2015	11/04/2015	11/04/2015
			SDG Ref	150411-62	150411-62	150411-62	150411-62	150411-62	150411-62
			Lab Sample No.(s)	11163189	11162894	11163049	11163057	11162898	11163061
			AGS Reference						
Moisture Content Ratio (% of as received sample)	%	PM024		10	5.6	19	12	7.2	20
Soil Organic Matter (SOM)	<0.35 %	TM132			2.24 #	1.14 #			
pH	1 pH Units	TM133		7.96 M	8.26 M	6.67 M	6.55 M	8.26 M	5.19 M
Arsenic	<0.6 mg/kg	TM181		36.2 M	13.2 M	7.51 M	14.6 M	16.1 M	77.6 M
Cadmium	<0.02 mg/kg	TM181		0.478 M	0.502 M	0.541 M	0.395 M	0.667 M	1.35 M
Chromium	<0.9 mg/kg	TM181		15.1 M	15 M	16 M	14.3 M	17.4 M	19.2 M
Copper	<1.4 mg/kg	TM181		59.2 M	23.3 M	12.9 M	29.7 M	37.1 M	147 M
Lead	<0.7 mg/kg	TM181		33.1 M	32.3 M	12.2 M	18 M	84.2 M	262 M
Mercury	<0.14 mg/kg	TM181		<0.14 M	<0.14 M	<0.14 M	<0.14 M	<0.14 M	2.18 M
Nickel	<0.2 mg/kg	TM181		27.7 M	39.5 M	16.7 M	35.1 M	39.9 M	28.2 M
Selenium	<1 mg/kg	TM181		<1 #	<1 #	<1 #	<1 #	<1 #	<1 #
Vanadium	<0.2 mg/kg	TM181		18.4 #	16.3 #	21.7 #	16.7 #	17.7 #	22.7 #
Zinc	<1.9 mg/kg	TM181		85.5 M	124 M	51.6 M	72.7 M	179 M	152 M

PRELIMINARY/INTERIM REPORT

SDG:	150411-62	**Location:**	Coed Darcy	**Order Number:**	CD1181
Job:	H_ATKINS_LDC-335	**Customer:**	Atkins Global Ltd	**Report Number:**	310084
Client Reference:	POS	**Attention:**	Alex Mann	**Superseded Report:**	

Results Legend

#	ISO17025 accredited.
M	*m*CERTS accredited.
aq	Aqueous / settled sample.
diss.filt	Dissolved / filtered sample.
tot.unfilt	Total / unfiltered sample.
*	Subcontracted test.
**	% recovery of the surrogate standard to check the efficiency of the method. The results of individual compounds within samples aren't corrected for the recovery
(F)	Trigger breach confirmed
1-5&+§@	Sample deviation (see appendix)

Component	LOD/Units	Method	Customer Sample R	Depth (m)	Sample Type	Date Sampled	Sample Time	Date Received	SDG Ref	Lab Sample No.(s)	AGS Reference
			POS 056	1.50 - 1.50	Soil/Solid	09/04/2015	.	11/04/2015	150411-62	11163066	
			POS 056	2.50 - 2.50	Soil/Solid	09/04/2015	.	11/04/2015	150411-62	11163070	
			POS 057	0.50 - 0.50	Soil/Solid	09/04/2015	.	11/04/2015	150411-62	11163075	
			POS 057	1.50 - 1.50	Soil/Solid	09/04/2015	.	11/04/2015	150411-62	11163079	
			POS 057	2.50 - 2.50	Soil/Solid	09/04/2015	.	11/04/2015	150411-62	11163083	
			POS 060	0.50 - 0.50	Soil/Solid	08/04/2015	.	11/04/2015	150411-62	11163107	
Moisture Content Ratio (% of as received sample)	%	PM024	11	13	18	12	12	10			
Soil Organic Matter (SOM)	<0.35 %	TM132	2.88 #								
pH	1 pH Units	TM133	5.49 M	5.44 M	6.06 M	6.81 M	6.81 M	5.36 M			
Arsenic	<0.6 mg/kg	TM181	10.5 M	8.24 M	10.4 M	10.2 M	10.5 M	12.7 M			
Cadmium	<0.02 mg/kg	TM181	0.33 M	0.351 M	1.01 M	0.636 M	0.503 M	0.628 M			
Chromium	<0.9 mg/kg	TM181	11.6 M	12.6 M	19.4 M	12.1 M	13.1 M	11.5 M			
Copper	<1.4 mg/kg	TM181	16.8 M	14.1 M	15.2 M	30.7 M	23.2 M	31 M			
Lead	<0.7 mg/kg	TM181	15.2 M	11.7 M	16.7 M	17.9 M	16.2 M	17.4 M			
Mercury	<0.14 mg/kg	TM181	<0.14 M	<0.14 M	<0.14 M	<0.14 M	<0.14 M	<0.14 M			
Nickel	<0.2 mg/kg	TM181	25.6 M	25.9 M	24.6 M	41.1 M	35.2 M	25.4 M			
Selenium	<1 mg/kg	TM181	<1 #	<1 #	<1 #	<1 #	<1 #	<1 #			
Vanadium	<0.2 mg/kg	TM181	13.2 #	14.3 #	23.3 #	16.1 #	17 #	13.8 #			
Zinc	<1.9 mg/kg	TM181	64.3 M	69 M	153 M	81.8 M	80 M	77.6 M			

PRELIMINARY/INTERIM REPORT

SDG:	150411-62	**Location:**	Coed Darcy	**Order Number:**	CD1181
Job:	H_ATKINS_LDC-335	**Customer:**	Atkins Global Ltd	**Report Number:**	310084
Client Reference:	POS	**Attention:**	Alex Mann	**Superseded Report:**	

Results Legend

#	ISO17025 accredited.
M	*m*CERTS accredited.
aq	Aqueous / settled sample.
diss.filt	Dissolved / filtered sample.
tot.unfilt	Total / unfiltered sample.
*	Subcontracted test.
**	% recovery of the surrogate standard to check the efficiency of the method. The results of individual compounds within samples aren't corrected for the recovery
(F)	Trigger breach confirmed
1-5&+§@	Sample deviation (see appendix)

Component	LOD/Units	Method	Customer Sample R	POS 060	POS 060	POS 060	POS 061	POS 061	POS 061
			Depth (m)	1.50 - 1.50	2.60 - 2.60	3.80 - 3.80	0.50 - 0.50	1.50 - 1.50	2.50 - 2.50
			Sample Type	Soil/Solid	Soil/Solid	Soil/Solid	Soil/Solid	Soil/Solid	Soil/Solid
			Date Sampled	08/04/2015	08/04/2015	08/04/2015	09/04/2015	08/04/2015	08/04/2015
			Sample Time	.	.	.	.	.	.
			Date Received	11/04/2015	11/04/2015	11/04/2015	11/04/2015	11/04/2015	11/04/2015
			SDG Ref	150411-62	150411-62	150411-62	150411-62	150411-62	150411-62
			Lab Sample No.(s)	11163111	11163118	11163123	11163087	11163091	11163097
			AGS Reference						
Moisture Content Ratio (% of as received sample)	%	PM024		14	13	12	15	14	12
Soil Organic Matter (SOM)	<0.35 %	TM132		2.69 #			6.03 #		
pH	1 pH Units	TM133		6.54 M	6.84 M	6.53 M	6.24 M	6.73 M	6.27 M
Arsenic	<0.6 mg/kg	TM181		11.7 M	9.1 M	9.68 M	22.9 M	11.6 M	11.2 M
Cadmium	<0.02 mg/kg	TM181		0.412 M	0.422 M	0.403 M	1.11 M	0.563 M	0.47 M
Chromium	<0.9 mg/kg	TM181		12.4 M	14.1 M	13.9 M	13.5 M	13.8 M	13.7 M
Copper	<1.4 mg/kg	TM181		21.6 M	18 M	16 M	52.7 M	25.5 M	23.8 M
Lead	<0.7 mg/kg	TM181		14.1 M	14.7 M	12.2 M	55.2 M	29.1 M	22.7 M
Mercury	<0.14 mg/kg	TM181		<0.14 M	<0.14 M	<0.14 M	<0.14 M	<0.14 M	<0.14 M
Nickel	<0.2 mg/kg	TM181		26.9 M	22.8 M	24.6 M	25.8 M	23.4 M	28.1 M
Selenium	<1 mg/kg	TM181		<1 #	<1 #	<1 #	<1 #	<1 #	<1 #
Vanadium	<0.2 mg/kg	TM181		14.3 #	16.1 #	16.2 #	17.7 #	16.9 #	15.2 #
Zinc	<1.9 mg/kg	TM181		72.7 M	68.2 M	64.3 M	130 M	105 M	96.4 M

PRELIMINARY/INTERIM REPORT

SDG:	150411-62	**Location:**	Coed Darcy	**Order Number:**	CD1181
Job:	H_ATKINS_LDC-335	**Customer:**	Atkins Global Ltd	**Report Number:**	310084
Client Reference:	POS	**Attention:**	Alex Mann	**Superseded Report:**	

Results Legend

#	ISO17025 accredited.
M	*m*CERTS accredited.
aq	Aqueous / settled sample.
diss.filt	Dissolved / filtered sample.
tot.unfilt	Total / unfiltered sample.
*	Subcontracted test.
**	% recovery of the surrogate standard to check the efficiency of the method. The results of individual compounds within samples aren't corrected for the recovery
(F)	Trigger breach confirmed
1-5&+§@	Sample deviation (see appendix)

Component	LOD/Units	Method	Customer Sample R	POS 062	POS 062	POS 063	POS 063	POS 064	POS 064
			Depth (m)	0.50 - 0.50	3.50 - 3.50	0.50 - 0.50	1.50 - 1.50	0.50 - 0.50	1.50 - 1.50
			Sample Type	Soil/Solid	Soil/Solid	Soil/Solid	Soil/Solid	Soil/Solid	Soil/Solid
			Date Sampled	08/04/2015	08/04/2015	08/04/2015	08/04/2015	08/04/2015	08/04/2015
			Sample Time	.	.	.	.	.	.
			Date Received	11/04/2015	11/04/2015	11/04/2015	11/04/2015	11/04/2015	11/04/2015
			SDG Ref	150411-62	150411-62	150411-62	150411-62	150411-62	150411-62
			Lab Sample No.(s)	11163167	11163171	11163162	11163152	11163143	11163147
			AGS Reference						
Moisture Content Ratio (% of as received sample)	%	PM024		11	11	11	12	7.6	10
Soil Organic Matter (SOM)	<0.35 %	TM132		8.71 #					2.78 #
pH	1 pH Units	TM133		6.46 M	6.23 M	6.19 M	6.13 M	7.23 M	6.32 M
Arsenic	<0.6 mg/kg	TM181		15 M	11.4 M	12.4 M	18 M	12.3 M	8.31 M
Cadmium	<0.02 mg/kg	TM181		0.65 M	0.325 M	0.678 M	0.512 M	0.543 M	0.931 M
Chromium	<0.9 mg/kg	TM181		13.8 M	13.3 M	12.5 M	15.4 M	11.2 M	15.3 M
Copper	<1.4 mg/kg	TM181		27.4 M	20.8 M	28.7 M	37.3 M	17.5 M	17.9 M
Lead	<0.7 mg/kg	TM181		100 M	17.9 M	18.3 M	105 M	13.8 M	20.3 M
Mercury	<0.14 mg/kg	TM181		<0.14 M	<0.14 M	<0.14 M	0.361 M	<0.14 M	<0.14 M
Nickel	<0.2 mg/kg	TM181		37.3 M	36.9 M	29.2 M	35.2 M	18.1 M	37 M
Selenium	<1 mg/kg	TM181		<1 #	<1 #	<1 #	<1 #	<1 #	<10 #
Vanadium	<0.2 mg/kg	TM181		16.7 #	17 #	15.5 #	14.4 #	13.9 #	21.1 #
Zinc	<1.9 mg/kg	TM181		94.1 M	85.9 M	86.2 M	86.9 M	56.1 M	76.7 M

PRELIMINARY/INTERIM REPORT

SDG:	150411-62	**Location:**	Coed Darcy	**Order Number:**	CD1181
Job:	H_ATKINS_LDC-335	**Customer:**	Atkins Global Ltd	**Report Number:**	310084
Client Reference:	POS	**Attention:**	Alex Mann	**Superseded Report:**	

Results Legend

#	ISO17025 accredited.
M	*m*CERTS accredited.
aq	Aqueous / settled sample.
diss.filt	Dissolved / filtered sample.
tot.unfilt	Total / unfiltered sample.
*	Subcontracted test.
**	% recovery of the surrogate standard to check the efficiency of the method. The results of individual compounds within samples aren't corrected for the recovery
(F)	Trigger breach confirmed
1-5&+§@	Sample deviation (see appendix)

Component	LOD/Units	Method	Customer Sample R	POS 065	POS 065	POS 065	ZDHP 001	ZDHP 002	ZDHP 003
			Depth (m)	0.50 - 0.50	1.80 - 1.80	3.20 - 3.20	0.50 - 0.50	0.50 - 0.50	0.50 - 0.50
			Sample Type	Soil/Solid	Soil/Solid	Soil/Solid	Soil/Solid	Soil/Solid	Soil/Solid
			Date Sampled	08/04/2015	08/04/2015	08/04/2015	09/04/2015	09/04/2015	09/04/2015
			Sample Time	.	.	.	.	.	.
			Date Received	11/04/2015	11/04/2015	11/04/2015	11/04/2015	11/04/2015	11/04/2015
			SDG Ref	150411-62	150411-62	150411-62	150411-62	150411-62	150411-62
			Lab Sample No.(s)	11163128	11163134	11163139	11163053	11163101	11163157
			AGS Reference						
Moisture Content Ratio (% of as received sample)	%	PM024		10	11	15	23	19	27
Soil Organic Matter (SOM)	<0.35 %	TM132		1.54 #			3.07 #		
pH	1 pH Units	TM133		5.84 M	6.7 M	6.04 M	6.97 M	6.26 M	6.2 M
Arsenic	<0.6 mg/kg	TM181		11.9 M	13.6 M	11.6 M	27.3 M	20.9 M	19.7 M
Cadmium	<0.02 mg/kg	TM181		0.636 M	0.507 M	0.573 M	1.95 M	0.777 M	0.72 M
Chromium	<0.9 mg/kg	TM181		12.5 M	13.8 M	11.9 M	9.38 M	7.35 M	4.94 M
Copper	<1.4 mg/kg	TM181		19.4 M	24.2 M	20 M	70.1 M	18.8 M	59.7 M
Lead	<0.7 mg/kg	TM181		14.7 M	25.7 M	15.1 M	37.3 M	16.3 M	31 M
Mercury	<0.14 mg/kg	TM181		<0.14 M	<0.14 M	<0.14 M	<0.14 M	<0.14 M	<0.14 M
Nickel	<0.2 mg/kg	TM181		28.8 M	30.8 M	22.1 M	10.6 M	5.34 M	2.43 M
Selenium	<1 mg/kg	TM181		<1 #	<1 #	<1 #	<1 #	<1 #	<1 #
Vanadium	<0.2 mg/kg	TM181		15 #	15.5 #	14.8 #	18.2 #	19 #	10.5 #
Zinc	<1.9 mg/kg	TM181		77.5 M	80.9 M	60.4 M	144 M	51.1 M	19.4 M

PRELIMINARY/INTERIM REPORT

SDG:	150411-62	**Location:**	Coed Darcy	**Order Number:**	CD1181
Job:	H_ATKINS_LDC-335	**Customer:**	Atkins Global Ltd	**Report Number:**	310084
Client Reference:	POS	**Attention:**	Alex Mann	**Superseded Report:**	

Results Legend

#	ISO17025 accredited.
M	*m*CERTS accredited.
aq	Aqueous / settled sample.
diss.filt	Dissolved / filtered sample.
tot.unfilt	Total / unfiltered sample.
*	Subcontracted test.
**	% recovery of the surrogate standard to check the efficiency of the method. The results of individual compounds within samples aren't corrected for the recovery
(F)	Trigger breach confirmed
1-5&+§@	Sample deviation (see appendix)

Component	LOD/Units	Method	Customer Sample R	ZGHP 002	ZGHP 003	ZGHP 004			
			Depth (m)	0.50 - 0.50	0.50 - 0.50	0.50 - 0.50			
			Sample Type	Soil/Solid	Soil/Solid	Soil/Solid			
			Date Sampled	08/04/2015	08/04/2015	08/04/2015			
			Sample Time	.	.	.			
			Date Received	11/04/2015	11/04/2015	11/04/2015			
			SDG Ref	150411-62	150411-62	150411-62			
			Lab Sample No.(s)	11162890	11162935	11162993			
			AGS Reference						
Moisture Content Ratio (% of as received sample)	%	PM024		18	14	25			
Soil Organic Matter (SOM)	<0.35 %	TM132		2.64 #					
pH	1 pH Units	TM133		7.37 M	7.17 M	5.28 M			
Arsenic	<0.6 mg/kg	TM181		69.6 M	17.2 M	63.7 M			
Cadmium	<0.02 mg/kg	TM181		0.501 M	1.45 M	1.55 M			
Chromium	<0.9 mg/kg	TM181		14.1 M	14 M	12.3 M			
Copper	<1.4 mg/kg	TM181		121 M	33.2 M	136 M			
Lead	<0.7 mg/kg	TM181		56 M	52.1 M	71.6 M			
Mercury	<0.14 mg/kg	TM181		<0.14 M	1.25 M	<0.14 M			
Nickel	<0.2 mg/kg	TM181		14 M	23.1 M	20.3 M			
Selenium	<1 mg/kg	TM181		<1 #	<1 #	<1 #			
Vanadium	<0.2 mg/kg	TM181		20 #	16.6 #	18 #			
Zinc	<1.9 mg/kg	TM181		74.2 M	159 M	91.5 M			

PRELIMINARY/INTERIM REPORT

SDG:	150411-62	**Location:**	Coed Darcy	**Order Number:**	CD1181
Job:	H_ATKINS_LDC-335	**Customer:**	Atkins Global Ltd	**Report Number:**	310084
Client Reference:	POS	**Attention:**	Alex Mann	**Superseded Report:**	

PAH by GCMS

Results Legend	
#	ISO17025 accredited.
M	*m*CERTS accredited.
aq	Aqueous / settled sample.
diss.filt	Dissolved / filtered sample.
tot.unfilt	Total / unfiltered sample.
*	Subcontracted test.
**	% recovery of the surrogate standard to check the efficiency of the method. The results of individual compounds within samples aren't corrected for the recovery
(F)	Trigger breach confirmed
1-5&+§@	Sample deviation (see appendix)

Component	LOD/Units	Method	Customer Sample R	POS 036	POS 036	POS 037	POS 038	POS 039	POS 039
			Depth (m)	0.50 - 0.50	1.50 - 1.50	0.50 - 0.50	0.50 - 0.50	0.50 - 0.50	1.50 - 1.50
			Sample Type	Soil/Solid	Soil/Solid	Soil/Solid	Soil/Solid	Soil/Solid	Soil/Solid
			Date Sampled	08/04/2015	08/04/2015	08/04/2015	08/04/2015	08/04/2015	08/04/2015
			Sample Time	.	.	.	.	.	.
			Date Received	11/04/2015	11/04/2015	11/04/2015	11/04/2015	11/04/2015	11/04/2015
			SDG Ref	150411-62	150411-62	150411-62	150411-62	150411-62	150411-62
			Lab Sample No.(s)	11163038	11163043	11163033	11163029	11163017	11163024
			AGS Reference						
Naphthalene-d8 % recovery**	%	TM218		84.8	93	85.7	95.1	85.4	102
Acenaphthene-d10 % recovery**	%	TM218		82.7	89.7	82.7	94	82.3	102
Phenanthrene-d10 % recovery**	%	TM218		83	89.2	82.5	94.9	82.2	98.5
Chrysene-d12 % recovery**	%	TM218		87.2	92.4	86.2	88.7	85.1	101
Perylene-d12 % recovery**	%	TM218		89.1	98.6	88.7	89.8	86.6	100
Naphthalene	<9 µg/kg	TM218		49.9 M	32.2 M	154 M	<9 M	21.3 M	80.3 M
Acenaphthylene	<12 µg/kg	TM218		<12 M	<12 M	<12 M	<12 M	<12 M	14.9 M
Acenaphthene	<8 µg/kg	TM218		35.7 M	14.3 M	180 M	<8 M	<8 M	12.9 M
Fluorene	<10 µg/kg	TM218		48.4 M	34.6 M	100 M	<10 M	<10 M	35.3 M
Phenanthrene	<15 µg/kg	TM218		342 M	181 M	639 M	187 M	132 M	300 M
Anthracene	<16 µg/kg	TM218		64.6 M	28.9 M	45.8 M	186 M	<16 M	36.9 M
Fluoranthene	<17 µg/kg	TM218		355 M	132 M	613 M	288 M	146 M	207 M
Pyrene	<15 µg/kg	TM218		337 M	134 M	441 M	290 M	134 M	213 M
Benz(a)anthracene	<14 µg/kg	TM218		252 M	88.4 M	303 M	172 M	116 M	189 M
Chrysene	<10 µg/kg	TM218		387 M	107 M	405 M	236 M	181 M	293 M
Benzo(b)fluoranthene	<15 µg/kg	TM218		385 M	128 M	472 M	173 M	216 M	280 M
Benzo(k)fluoranthene	<14 µg/kg	TM218		121 M	38.6 M	152 M	165 M	57.2 M	80.2 M
Benzo(a)pyrene	<15 µg/kg	TM218		236 M	88.9 M	290 M	216 M	120 M	204 M
Indeno(1,2,3-cd)pyrene	<18 µg/kg	TM218		130 M	52.9 M	163 M	122 M	79.6 M	130 M
Dibenzo(a,h)anthracene	<23 µg/kg	TM218		51.7 M	<23 M	60.9 M	<23 M	29.5 M	57.9 M
Benzo(g,h,i)perylene	<24 µg/kg	TM218		163 M	72.1 M	181 M	150 M	103 M	163 M
PAH, Total Detected USEPA 16	<118 µg/kg	TM218		2960	1130	4200	2190	1330	2300

PRELIMINARY/INTERIM REPORT

SDG:	150411-62	**Location:**	Coed Darcy	**Order Number:**	CD1181
Job:	H_ATKINS_LDC-335	**Customer:**	Atkins Global Ltd	**Report Number:**	310084
Client Reference:	POS	**Attention:**	Alex Mann	**Superseded Report:**	

PAH by GCMS

Results Legend	
#	ISO17025 accredited.
M	*m*CERTS accredited.
aq	Aqueous / settled sample.
diss.filt	Dissolved / filtered sample.
tot.unfilt	Total / unfiltered sample.
*	Subcontracted test.
**	% recovery of the surrogate standard to check the efficiency of the method. The results of individual compounds within samples aren't corrected for the recovery
(F)	Trigger breach confirmed
1-5&+§@	Sample deviation (see appendix)

Component	LOD/Units	Method	Customer Sample R	POS 040	POS 040	POS 041	POS 042	POS 043	POS 043
			Depth (m)	0.50 - 0.50	1.50 - 1.50	0.50 - 0.50	0.50 - 0.50	0.50 - 0.50	1.50 - 1.50
			Sample Type	Soil/Solid	Soil/Solid	Soil/Solid	Soil/Solid	Soil/Solid	Soil/Solid
			Date Sampled	08/04/2015	08/04/2015	08/04/2015	08/04/2015	08/04/2015	08/04/2015
			Sample Time	.	.	.	.	.	.
			Date Received	11/04/2015	11/04/2015	11/04/2015	11/04/2015	11/04/2015	11/04/2015
			SDG Ref	150411-62	150411-62	150411-62	150411-62	150411-62	150411-62
			Lab Sample No.(s)	11163007	11163012	11163002	11162985	11162971	11162978
			AGS Reference						
Naphthalene-d8 % recovery**	%	TM218		94	91	92.2	84.7	84.8	85.8
Acenaphthene-d10 % recovery**	%	TM218		96.5	91.3	91.8	81.7	85.3	81.1
Phenanthrene-d10 % recovery**	%	TM218		101	89	90	81.6	83.6	79.8
Chrysene-d12 % recovery**	%	TM218		92.7	93.1	94.4	85.1	82.2	79.7
Perylene-d12 % recovery**	%	TM218		98.1	92.6	93.9	87.2	90.5	81.6
Naphthalene	<9 µg/kg	TM218		49.5 M	43.3 M	43 M	14.1 M	109 M	15.4 M
Acenaphthylene	<12 µg/kg	TM218		<12 M	<12 M	<12 M	<12 M	<12 M	<12 M
Acenaphthene	<8 µg/kg	TM218		11.4 M	8.81 M	33 M	<8 M	66.3 M	<8 M
Fluorene	<10 µg/kg	TM218		19.7 M	33.5 M	31.6 M	<10 M	58.9 M	<10 M
Phenanthrene	<15 µg/kg	TM218		318 M	218 M	275 M	89.9 M	698 M	66 M
Anthracene	<16 µg/kg	TM218		42.4 M	21.6 M	35.1 M	<16 M	41.1 M	<16 M
Fluoranthene	<17 µg/kg	TM218		205 M	81.2 M	289 M	72 M	688 M	40 M
Pyrene	<15 µg/kg	TM218		199 M	99.8 M	244 M	67.3 M	550 M	43.6 M
Benz(a)anthracene	<14 µg/kg	TM218		169 M	52.4 M	206 M	69.2 M	309 M	<14 M
Chrysene	<10 µg/kg	TM218		203 M	38.4 M	260 M	109 M	400 M	19.5 M
Benzo(b)fluoranthene	<15 µg/kg	TM218		277 M	96.4 M	287 M	116 M	532 M	44.9 M
Benzo(k)fluoranthene	<14 µg/kg	TM218		95.5 M	39.3 M	98.9 M	30.4 M	199 M	<14 M
Benzo(a)pyrene	<15 µg/kg	TM218		176 M	69.4 M	210 M	60 M	357 M	27.6 M
Indeno(1,2,3-cd)pyrene	<18 µg/kg	TM218		105 M	39.5 M	122 M	36.8 M	193 M	<18 M
Dibenzo(a,h)anthracene	<23 µg/kg	TM218		49.1 M	<23 M	47.9 M	<23 M	70.4 M	<23 M
Benzo(g,h,i)perylene	<24 µg/kg	TM218		134 M	60.8 M	146 M	54.4 M	272 M	<24 M
PAH, Total Detected USEPA 16	<118 µg/kg	TM218		2050	902	2330	719	4540	257

PRELIMINARY/INTERIM REPORT

SDG:	150411-62	**Location:**	Coed Darcy	**Order Number:**	CD1181
Job:	H_ATKINS_LDC-335	**Customer:**	Atkins Global Ltd	**Report Number:**	310084
Client Reference:	POS	**Attention:**	Alex Mann	**Superseded Report:**	

PAH by GCMS

Results Legend	
#	ISO17025 accredited.
M	*m*CERTS accredited.
aq	Aqueous / settled sample.
diss.filt	Dissolved / filtered sample.
tot.unfilt	Total / unfiltered sample.
*	Subcontracted test.
**	% recovery of the surrogate standard to check the efficiency of the method. The results of individual compounds within samples aren't corrected for the recovery
(F)	Trigger breach confirmed
1-5&+§@	Sample deviation (see appendix)

Component	LOD/Units	Method	Customer Sample R	POS 044	POS 044	POS 045	POS 045	POS 046	POS 047
			Depth (m)	0.50 - 0.50	1.50 - 1.50	0.50 - 0.50	1.10 - 1.10	0.50 - 0.50	0.50 - 0.50
			Sample Type	Soil/Solid	Soil/Solid	Soil/Solid	Soil/Solid	Soil/Solid	Soil/Solid
			Date Sampled	08/04/2015	08/04/2015	08/04/2015	08/04/2015	08/04/2015	08/04/2015
			Sample Time	.	.	.	.	.	.
			Date Received	11/04/2015	11/04/2015	11/04/2015	11/04/2015	11/04/2015	11/04/2015
			SDG Ref	150411-62	150411-62	150411-62	150411-62	150411-62	150411-62
			Lab Sample No.(s)	11162967	11163176	11162957	11162963	11162953	11162944
			AGS Reference						
Naphthalene-d8 % recovery**	%	TM218		98.6	96.6	88.6	94.6	86.1	88
Acenaphthene-d10 % recovery**	%	TM218		98.7	94.9	85.6	95.3	83.9	86.1
Phenanthrene-d10 % recovery**	%	TM218		98.4	92.7	85.4	95.2	82.2	83.9
Chrysene-d12 % recovery**	%	TM218		96	88.1	88.8	101	74.9	77.1
Perylene-d12 % recovery**	%	TM218		95.3	87.5	92.6	108	73.9	73.3
Naphthalene	<9 µg/kg	TM218		<9 M	<9 M	36.1 M	283 M	<9 M	<9 M
Acenaphthylene	<12 µg/kg	TM218		<12 M	<12 M	<12 M	31.1 M	<12 M	<12 M
Acenaphthene	<8 µg/kg	TM218		<8 M	<8 M	<8 M	553 M	<8 M	<8 M
Fluorene	<10 µg/kg	TM218		<10 M	<10 M	<10 M	910 M	<10 M	<10 M
Phenanthrene	<15 µg/kg	TM218		53.4 M	35.1 M	34.9 M	1780 M	40.3 M	53.6 M
Anthracene	<16 µg/kg	TM218		<16 M	<16 M	<16 M	564 M	<16 M	<16 M
Fluoranthene	<17 µg/kg	TM218		<17 M	20 M	<17 M	93.4 M	<17 M	<17 M
Pyrene	<15 µg/kg	TM218		<15 M	<15 M	<15 M	170 M	<15 M	<15 M
Benz(a)anthracene	<14 µg/kg	TM218		<14 M	<14 M	22.8 M	25.8 M	<14 M	<14 M
Chrysene	<10 µg/kg	TM218		31.7 M	<10 M	18.4 M	21.5 M	15.8 M	25.5 M
Benzo(b)fluoranthene	<15 µg/kg	TM218		33.1 M	22 M	32.1 M	55.2 M	<15 M	22.9 M
Benzo(k)fluoranthene	<14 µg/kg	TM218		<14 M	<14 M	<14 M	<14 M	<14 M	<14 M
Benzo(a)pyrene	<15 µg/kg	TM218		<15 M	<15 M	<15 M	17.8 M	<15 M	<15 M
Indeno(1,2,3-cd)pyrene	<18 µg/kg	TM218		<18 M	<18 M	<18 M	<18 M	<18 M	<18 M
Dibenzo(a,h)anthracene	<23 µg/kg	TM218		<23 M	<23 M	<23 M	<23 M	<23 M	<23 M
Benzo(g,h,i)perylene	<24 µg/kg	TM218		<24 M	<24 M	<24 M	<24 M	<24 M	<24 M
PAH, Total Detected USEPA 16	<118 µg/kg	TM218		118	<118	144	4510	<118	<118

PRELIMINARY/INTERIM REPORT

SDG:	150411-62	**Location:**	Coed Darcy	**Order Number:**	CD1181
Job:	H_ATKINS_LDC-335	**Customer:**	Atkins Global Ltd	**Report Number:**	310084
Client Reference:	POS	**Attention:**	Alex Mann	**Superseded Report:**	

PAH by GCMS

Results Legend	
#	ISO17025 accredited.
M	*m*CERTS accredited.
aq	Aqueous / settled sample.
diss.filt	Dissolved / filtered sample.
tot.unfilt	Total / unfiltered sample.
*	Subcontracted test.
**	% recovery of the surrogate standard to check the efficiency of the method. The results of individual compounds within samples aren't corrected for the recovery
(F)	Trigger breach confirmed
1-5&+§@	Sample deviation (see appendix)

Component	LOD/Units	Method	Customer Sample R	POS 047	POS 048	POS 048	POS 048	POS 049	POS 049
			Depth (m)	1.50 - 1.50	0.50 - 0.50	1.50 - 1.50	2.50 - 2.50	0.50 - 0.50	1.50
			Sample Type	Soil/Solid	Soil/Solid	Soil/Solid	Soil/Solid	Soil/Solid	Soil/Solid
			Date Sampled	08/04/2015	08/04/2015	08/04/2015	08/04/2015	08/04/2015	08/04/2015
			Sample Time	.	.	.	.	.	.
			Date Received	11/04/2015	11/04/2015	11/04/2015	11/04/2015	11/04/2015	11/04/2015
			SDG Ref	150411-62	150411-62	150411-62	150411-62	150411-62	150411-62
			Lab Sample No.(s)	11162949	11162927	11162931	11162940	11162919	11162923
			AGS Reference						
Naphthalene-d8 % recovery**	%	TM218		110	87.2	99.4	105	93.2	113
Acenaphthene-d10 % recovery**	%	TM218		106	83.3	99.6	102	91.4	110
Phenanthrene-d10 % recovery**	%	TM218		104	82.8	96.6	99.7	89.8	107
Chrysene-d12 % recovery**	%	TM218		104	81.7	87.9	101	93.2	106
Perylene-d12 % recovery**	%	TM218		111	79.5	78.6	109	88.4	110
Naphthalene	<9 µg/kg	TM218		<9 M	<9 M	<9 M	<9 M	<9 M	<9 M
Acenaphthylene	<12 µg/kg	TM218		<12 M	<12 M	<12 M	<12 M	<12 M	<12 M
Acenaphthene	<8 µg/kg	TM218		<8 M	<8 M	<8 M	<8 M	<8 M	<8 M
Fluorene	<10 µg/kg	TM218		<10 M	<10 M	<10 M	<10 M	<10 M	<10 M
Phenanthrene	<15 µg/kg	TM218		74.2 M	64.1 M	121 M	74 M	30.3 M	74.5 M
Anthracene	<16 µg/kg	TM218		<16 M	<16 M	<16 M	<16 M	<16 M	<16 M
Fluoranthene	<17 µg/kg	TM218		<17 M	<17 M	<17 M	<17 M	<17 M	<17 M
Pyrene	<15 µg/kg	TM218		<15 M	<15 M	<15 M	<15 M	<15 M	<15 M
Benz(a)anthracene	<14 µg/kg	TM218		<14 M	<14 M	<14 M	<14 M	<14 M	<14 M
Chrysene	<10 µg/kg	TM218		<10 M	34.5 M	41.8 M	<10 M	<10 M	<10 M
Benzo(b)fluoranthene	<15 µg/kg	TM218		32.7 M	26.2 M	39.3 M	31.6 M	<15 M	29.6 M
Benzo(k)fluoranthene	<14 µg/kg	TM218		<14 M	<14 M	<14 M	<14 M	<14 M	<14 M
Benzo(a)pyrene	<15 µg/kg	TM218		<15 M	<15 M	<15 M	<15 M	<15 M	<15 M
Indeno(1,2,3-cd)pyrene	<18 µg/kg	TM218		<18 M	<18 M	<18 M	<18 M	<18 M	<18 M
Dibenzo(a,h)anthracene	<23 µg/kg	TM218		<23 M	<23 M	<23 M	<23 M	<23 M	<23 M
Benzo(g,h,i)perylene	<24 µg/kg	TM218		<24 M	<24 M	<24 M	<24 M	<24 M	<24 M
PAH, Total Detected USEPA 16	<118 µg/kg	TM218		<118	125	202	<118	<118	<118

PRELIMINARY/INTERIM REPORT

SDG:	150411-62	**Location:**	Coed Darcy	**Order Number:**	CD1181
Job:	H_ATKINS_LDC-335	**Customer:**	Atkins Global Ltd	**Report Number:**	310084
Client Reference:	POS	**Attention:**	Alex Mann	**Superseded Report:**	

PAH by GCMS

Results Legend	
#	ISO17025 accredited.
M	*m*CERTS accredited.
aq	Aqueous / settled sample.
diss.filt	Dissolved / filtered sample.
tot.unfilt	Total / unfiltered sample.
*	Subcontracted test.
**	% recovery of the surrogate standard to check the efficiency of the method. The results of individual compounds within samples aren't corrected for the recovery
(F)	Trigger breach confirmed
1-5&+§@	Sample deviation (see appendix)

Component	LOD/Units	Method	Customer Sample R	POS 050	POS 050	POS 051	POS 051	POS 052	POS 052
			Depth (m)	0.50 - 0.50	1.50 - 1.50	0.50 - 0.50	1.50 - 1.50	0.50 - 0.50	1.50 - 1.50
			Sample Type	Soil/Solid	Soil/Solid	Soil/Solid	Soil/Solid	Soil/Solid	Soil/Solid
			Date Sampled	08/04/2015	08/04/2015	08/04/2015	08/04/2015	08/04/2015	08/04/2015
			Sample Time	.	.	.	.	.	.
			Date Received	11/04/2015	11/04/2015	11/04/2015	11/04/2015	11/04/2015	11/04/2015
			SDG Ref	150411-62	150411-62	150411-62	150411-62	150411-62	150411-62
			Lab Sample No.(s)	11162911	11162915	11162902	11162906	11163180	11163185
			AGS Reference						
Naphthalene-d8 % recovery**	%	TM218		85.9	110	93.5	100	92.3	96.3
Acenaphthene-d10 % recovery**	%	TM218		81.6	107	90.9	95.2	89.9	94.3
Phenanthrene-d10 % recovery**	%	TM218		80.8	104	89	93.4	88.2	92.4
Chrysene-d12 % recovery**	%	TM218		79.5	105	91.5	84.6	90.9	89.7
Perylene-d12 % recovery**	%	TM218		74.2	108	86.1	76.5	86.9	92.5
Naphthalene	<9 µg/kg	TM218		<9 M	<9 M	<9 M	<9 #	<9 M	<9 M
Acenaphthylene	<12 µg/kg	TM218		<12 M	<12 M	<12 M	<12 #	<12 M	<12 M
Acenaphthene	<8 µg/kg	TM218		<8 M	<8 M	<8 M	<8 #	<8 M	<8 M
Fluorene	<10 µg/kg	TM218		<10 M	<10 M	<10 M	<10 #	<10 M	<10 M
Phenanthrene	<15 µg/kg	TM218		50.1 M	118 M	29.5 M	139 #	40 M	92.3 M
Anthracene	<16 µg/kg	TM218		<16 M	<16 M	<16 M	<16 #	<16 M	<16 M
Fluoranthene	<17 µg/kg	TM218		<17 M	<17 M	24.4 M	<17 #	<17 M	<17 M
Pyrene	<15 µg/kg	TM218		<15 M	<15 M	<15 M	<15 #	<15 M	<15 M
Benz(a)anthracene	<14 µg/kg	TM218		19.1 M	<14 M	<14 M	26 #	<14 M	<14 M
Chrysene	<10 µg/kg	TM218		23.1 M	<10 M	<10 M	48.2 #	<10 M	<10 M
Benzo(b)fluoranthene	<15 µg/kg	TM218		20.7 M	51 M	30.5 M	30.5 #	21.5 M	44.4 M
Benzo(k)fluoranthene	<14 µg/kg	TM218		<14 M	<14 M	<14 M	<14 #	<14 M	<14 M
Benzo(a)pyrene	<15 µg/kg	TM218		<15 M	<15 M	<15 M	<15 #	<15 M	<15 M
Indeno(1,2,3-cd)pyrene	<18 µg/kg	TM218		<18 M	<18 M	<18 M	<18 #	<18 M	<18 M
Dibenzo(a,h)anthracene	<23 µg/kg	TM218		<23 M	<23 M	<23 M	<23 #	<23 M	<23 M
Benzo(g,h,i)perylene	<24 µg/kg	TM218		<24 M	<24 M	<24 M	<24 #	<24 M	<24 M
PAH, Total Detected USEPA 16	<118 µg/kg	TM218		<118	169	<118	244	<118	137

PRELIMINARY/INTERIM REPORT

SDG:	150411-62	**Location:**	Coed Darcy	**Order Number:**	CD1181
Job:	H_ATKINS_LDC-335	**Customer:**	Atkins Global Ltd	**Report Number:**	310084
Client Reference:	POS	**Attention:**	Alex Mann	**Superseded Report:**	

PAH by GCMS

Results Legend	
#	ISO17025 accredited.
M	*m*CERTS accredited.
aq	Aqueous / settled sample.
diss.filt	Dissolved / filtered sample.
tot.unfilt	Total / unfiltered sample.
*	Subcontracted test.
**	% recovery of the surrogate standard to check the efficiency of the method. The results of individual compounds within samples aren't corrected for the recovery
(F)	Trigger breach confirmed
1-5&+§@	Sample deviation (see appendix)

Component	LOD/Units	Method	Customer Sample R	POS 053	POS 055	POS 055	POS 055	POS 056	POS 056
			Depth (m)	0.50 - 0.50	0.50 - 0.50	0.50 - 0.50	1.50 - 1.50	0.50 - 0.50	0.50 - 0.50
			Sample Type	Soil/Solid	Soil/Solid	Soil/Solid	Soil/Solid	Soil/Solid	Soil/Solid
			Date Sampled	08/04/2015	08/04/2015	09/04/2015	09/04/2015	08/04/2015	09/04/2015
			Sample Time	.	.	.	.	.	.
			Date Received	11/04/2015	11/04/2015	11/04/2015	11/04/2015	11/04/2015	11/04/2015
			SDG Ref	150411-62	150411-62	150411-62	150411-62	150411-62	150411-62
			Lab Sample No.(s)	11163189	11162894	11163049	11163057	11162898	11163061
			AGS Reference						
Naphthalene-d8 % recovery**	%	TM218		93.1	84.5	91.5	107	90.3	90.1
Acenaphthene-d10 % recovery**	%	TM218		89.6	82.3	88.1	103	89.6	84.2
Phenanthrene-d10 % recovery**	%	TM218		88.7	82.3	85.5	99.8	88.2	78.2
Chrysene-d12 % recovery**	%	TM218		90.3	84.7	84.6	94.5	93.1	67.7
Perylene-d12 % recovery**	%	TM218		95.9	79.7	79.5	87.4	95.4	67.6
Naphthalene	<9 µg/kg	TM218		16.7 M	52.5 M	<9 M	18.2 M	32.2 M	21 M
Acenaphthylene	<12 µg/kg	TM218		<12 M	<12 M	<12 M	<12 M	<12 M	<12 M
Acenaphthene	<8 µg/kg	TM218		<8 M	<8 M	<8 M	<8 M	9.07 M	<8 M
Fluorene	<10 µg/kg	TM218		<10 M	<10 M	<10 M	<10 M	22.6 M	<10 M
Phenanthrene	<15 µg/kg	TM218		120 M	174 M	24.1 M	350 M	177 M	142 M
Anthracene	<16 µg/kg	TM218		<16 M	18.5 M	<16 M	<16 M	25.8 M	<16 M
Fluoranthene	<17 µg/kg	TM218		85 M	84.6 M	<17 M	38 M	159 M	111 M
Pyrene	<15 µg/kg	TM218		68.7 M	122 M	<15 M	61.5 M	161 M	75.9 M
Benz(a)anthracene	<14 µg/kg	TM218		37.4 M	53.2 M	21.1 M	<14 M	95.5 M	52 M
Chrysene	<10 µg/kg	TM218		40.7 M	132 M	<10 M	38.2 M	117 M	113 M
Benzo(b)fluoranthene	<15 µg/kg	TM218		80.7 M	120 M	<15 M	296 M	186 M	159 M
Benzo(k)fluoranthene	<14 µg/kg	TM218		22.6 M	51.8 M	<14 M	16.5 M	60 M	40.7 M
Benzo(a)pyrene	<15 µg/kg	TM218		52.5 M	75.4 M	<15 M	<15 M	151 M	48.7 M
Indeno(1,2,3-cd)pyrene	<18 µg/kg	TM218		33.2 M	68.6 M	<18 M	<18 M	93 M	56.6 M
Dibenzo(a,h)anthracene	<23 µg/kg	TM218		<23 M	29.1 M	<23 M	<23 M	34.2 M	<23 M
Benzo(g,h,i)perylene	<24 µg/kg	TM218		45.7 M	103 M	<24 M	38.1 M	139 M	58.6 M
PAH, Total Detected USEPA 16	<118 µg/kg	TM218		603	1080	<118	857	1460	878

PRELIMINARY/INTERIM REPORT

SDG:	150411-62	**Location:**	Coed Darcy	**Order Number:**	CD1181
Job:	H_ATKINS_LDC-335	**Customer:**	Atkins Global Ltd	**Report Number:**	310084
Client Reference:	POS	**Attention:**	Alex Mann	**Superseded Report:**	

PAH by GCMS

Results Legend	
#	ISO17025 accredited.
M	*m*CERTS accredited.
aq	Aqueous / settled sample.
diss.filt	Dissolved / filtered sample.
tot.unfilt	Total / unfiltered sample.
*	Subcontracted test.
**	% recovery of the surrogate standard to check the efficiency of the method. The results of individual compounds within samples aren't corrected for the recovery
(F)	Trigger breach confirmed
1-5&+§@	Sample deviation (see appendix)

Component	LOD/Units	Method	Customer Sample R	POS 056	POS 056	POS 057	POS 057	POS 057	POS 060
			Depth (m)	1.50 - 1.50	2.50 - 2.50	0.50 - 0.50	1.50 - 1.50	2.50 - 2.50	0.50 - 0.50
			Sample Type	Soil/Solid	Soil/Solid	Soil/Solid	Soil/Solid	Soil/Solid	Soil/Solid
			Date Sampled	09/04/2015	09/04/2015	09/04/2015	09/04/2015	09/04/2015	08/04/2015
			Sample Time	.	.	.	.	.	.
			Date Received	11/04/2015	11/04/2015	11/04/2015	11/04/2015	11/04/2015	11/04/2015
			SDG Ref	150411-62	150411-62	150411-62	150411-62	150411-62	150411-62
			Lab Sample No.(s)	11163066	11163070	11163075	11163079	11163083	11163107
			AGS Reference						
Naphthalene-d8 % recovery**	%	TM218		112	98.4	91.6	101	94	84.7
Acenaphthene-d10 % recovery**	%	TM218		106	99.9	88.2	98.8	92.5	81.4
Phenanthrene-d10 % recovery**	%	TM218		106	100	84.4	98	90	80.1
Chrysene-d12 % recovery**	%	TM218		91.2	93.3	76.2	90.4	85.1	78.1
Perylene-d12 % recovery**	%	TM218		82.8	91.3	76.7	76.9	83.8	71.5
Naphthalene	<9 µg/kg	TM218		37 M	25.7 M	<9 M	20.3 M	11.1 M	16 M
Acenaphthylene	<12 µg/kg	TM218		<12 M	<12 M	<12 M	<12 M	<12 M	<12 M
Acenaphthene	<8 µg/kg	TM218		<8 M	<8 M	<8 M	<8 M	<8 M	<8 M
Fluorene	<10 µg/kg	TM218		<10 M	<10 M	<10 M	<10 M	<10 M	<10 M
Phenanthrene	<15 µg/kg	TM218		274 M	121 M	38.4 M	179 M	135 M	244 M
Anthracene	<16 µg/kg	TM218		<16 M	<16 M	<16 M	<16 M	<16 M	<16 M
Fluoranthene	<17 µg/kg	TM218		<17 M	<17 M	<17 M	47 M	<17 M	19 M
Pyrene	<15 µg/kg	TM218		<15 M	<15 M	<15 M	31.5 M	<15 M	<15 M
Benz(a)anthracene	<14 µg/kg	TM218		<14 M	<14 M	<14 M	<14 M	<14 M	<14 M
Chrysene	<10 µg/kg	TM218		31.4 M	<10 M	12.5 M	16.9 M	<10 M	129 M
Benzo(b)fluoranthene	<15 µg/kg	TM218		78.9 M	43.2 M	<15 M	45.6 M	82.4 M	60.8 M
Benzo(k)fluoranthene	<14 µg/kg	TM218		<14 M	<14 M	<14 M	<14 M	<14 M	<14 M
Benzo(a)pyrene	<15 µg/kg	TM218		<15 M	<15 M	<15 M	<15 M	<15 M	<15 M
Indeno(1,2,3-cd)pyrene	<18 µg/kg	TM218		<18 M	<18 M	<18 M	<18 M	<18 M	<18 M
Dibenzo(a,h)anthracene	<23 µg/kg	TM218		<23 M	<23 M	<23 M	<23 M	<23 M	<23 M
Benzo(g,h,i)perylene	<24 µg/kg	TM218		<24 M	<24 M	<24 M	<24 M	<24 M	<24 M
PAH, Total Detected USEPA 16	<118 µg/kg	TM218		421	190	<118	340	229	468

PRELIMINARY/INTERIM REPORT

SDG:	150411-62	**Location:**	Coed Darcy	**Order Number:**	CD1181
Job:	H_ATKINS_LDC-335	**Customer:**	Atkins Global Ltd	**Report Number:**	310084
Client Reference:	POS	**Attention:**	Alex Mann	**Superseded Report:**	

PAH by GCMS

Results Legend	
#	ISO17025 accredited.
M	*m*CERTS accredited.
aq	Aqueous / settled sample.
diss.filt	Dissolved / filtered sample.
tot.unfilt	Total / unfiltered sample.
*	Subcontracted test.
**	% recovery of the surrogate standard to check the efficiency of the method. The results of individual compounds within samples aren't corrected for the recovery
(F)	Trigger breach confirmed
1-5&+§@	Sample deviation (see appendix)

Component	LOD/Units	Method	Customer Sample R	POS 060	POS 060	POS 060	POS 061	POS 061	POS 061
			Depth (m)	1.50 - 1.50	2.60 - 2.60	3.80 - 3.80	0.50 - 0.50	1.50 - 1.50	2.50 - 2.50
			Sample Type	Soil/Solid	Soil/Solid	Soil/Solid	Soil/Solid	Soil/Solid	Soil/Solid
			Date Sampled	08/04/2015	08/04/2015	08/04/2015	09/04/2015	08/04/2015	08/04/2015
			Sample Time	.	.	.	.	.	.
			Date Received	11/04/2015	11/04/2015	11/04/2015	11/04/2015	11/04/2015	11/04/2015
			SDG Ref	150411-62	150411-62	150411-62	150411-62	150411-62	150411-62
			Lab Sample No.(s)	11163111	11163118	11163123	11163087	11163091	11163097
			AGS Reference						
Naphthalene-d8 % recovery**	%	TM218		95	94.4	91.6	87.4	91.8	87.4
Acenaphthene-d10 % recovery**	%	TM218		92.2	93.6	88.9	84.2	88.4	83.9
Phenanthrene-d10 % recovery**	%	TM218		88.3	91.4	85.7	82.6	86.1	81.1
Chrysene-d12 % recovery**	%	TM218		81.5	84.9	84.7	85.1	85.2	81.1
Perylene-d12 % recovery**	%	TM218		78.4	81.7	88.1	80.1	89	85
Naphthalene	<9 µg/kg	TM218		<9 M	452 M	1130 M	24.3 M	<9 M	11.2 M
Acenaphthylene	<12 µg/kg	TM218		<12 M	<12 M	<12 M	<12 M	<12 M	<12 M
Acenaphthene	<8 µg/kg	TM218		<8 M	<8 M	15.7 M	<8 M	<8 M	<8 M
Fluorene	<10 µg/kg	TM218		<10 M	<10 M	<10 M	<10 M	<10 M	<10 M
Phenanthrene	<15 µg/kg	TM218		79 M	80.5 M	53.8 M	164 M	59.1 M	66.6 M
Anthracene	<16 µg/kg	TM218		<16 M	<16 M	<16 M	28.9 M	<16 M	<16 M
Fluoranthene	<17 µg/kg	TM218		<17 M	<17 M	<17 M	129 M	<17 M	<17 M
Pyrene	<15 µg/kg	TM218		<15 M	<15 M	<15 M	111 M	<15 M	<15 M
Benz(a)anthracene	<14 µg/kg	TM218		<14 M	<14 M	<14 M	42.8 M	<14 M	<14 M
Chrysene	<10 µg/kg	TM218		<10 M	<10 M	<10 M	123 M	<10 M	<10 M
Benzo(b)fluoranthene	<15 µg/kg	TM218		29.8 M	34.6 M	<15 M	108 M	25.5 M	30.8 M
Benzo(k)fluoranthene	<14 µg/kg	TM218		<14 M	<14 M	<14 M	41.3 M	<14 M	<14 M
Benzo(a)pyrene	<15 µg/kg	TM218		<15 M	<15 M	<15 M	71.9 M	<15 M	<15 M
Indeno(1,2,3-cd)pyrene	<18 µg/kg	TM218		<18 M	<18 M	<18 M	58.1 M	<18 M	<18 M
Dibenzo(a,h)anthracene	<23 µg/kg	TM218		<23 M	<23 M	<23 M	<23 M	<23 M	<23 M
Benzo(g,h,i)perylene	<24 µg/kg	TM218		<24 M	<24 M	<24 M	79.3 M	<24 M	<24 M
PAH, Total Detected USEPA 16	<118 µg/kg	TM218		<118	567	1200	982	<118	<118

PRELIMINARY/INTERIM REPORT

SDG:	150411-62	**Location:**	Coed Darcy	**Order Number:**	CD1181
Job:	H_ATKINS_LDC-335	**Customer:**	Atkins Global Ltd	**Report Number:**	310084
Client Reference:	POS	**Attention:**	Alex Mann	**Superseded Report:**	

PAH by GCMS

Results Legend	
#	ISO17025 accredited.
M	*m*CERTS accredited.
aq	Aqueous / settled sample.
diss.filt	Dissolved / filtered sample.
tot.unfilt	Total / unfiltered sample.
*	Subcontracted test.
**	% recovery of the surrogate standard to check the efficiency of the method. The results of individual compounds within samples aren't corrected for the recovery
(F)	Trigger breach confirmed
1-5&+§@	Sample deviation (see appendix)

Component	LOD/Units	Method	Customer Sample R	POS 062	POS 062	POS 063	POS 063	POS 064	POS 064
			Depth (m)	0.50 - 0.50	3.50 - 3.50	0.50 - 0.50	1.50 - 1.50	0.50 - 0.50	1.50 - 1.50
			Sample Type	Soil/Solid	Soil/Solid	Soil/Solid	Soil/Solid	Soil/Solid	Soil/Solid
			Date Sampled	08/04/2015	08/04/2015	08/04/2015	08/04/2015	08/04/2015	08/04/2015
			Sample Time	.	.	.	.	.	.
			Date Received	11/04/2015	11/04/2015	11/04/2015	11/04/2015	11/04/2015	11/04/2015
			SDG Ref	150411-62	150411-62	150411-62	150411-62	150411-62	150411-62
			Lab Sample No.(s)	11163167	11163171	11163162	11163152	11163143	11163147
			AGS Reference						
Naphthalene-d8 % recovery**	%	TM218		84.6	88.2	83.3	79.6	98.7	90.6
Acenaphthene-d10 % recovery**	%	TM218		81.9	84.9	80.5	78	97.9	89
Phenanthrene-d10 % recovery**	%	TM218		81.6	83.2	80.8	75.6	100	87.8
Chrysene-d12 % recovery**	%	TM218		82.3	81.5	83.3	69	84.3	92.6
Perylene-d12 % recovery**	%	TM218		75.7	81.8	81.1	66	89.5	98.5
Naphthalene	<9 µg/kg	TM218		27.6 M	303 M	<9 M	67.4 M	<9 M	20.8 M
Acenaphthylene	<12 µg/kg	TM218		<12 M	<12 M	<12 M	<12 M	<12 M	<12 M
Acenaphthene	<8 µg/kg	TM218		<8 M	15.9 M	<8 M	<8 M	<8 M	<8 M
Fluorene	<10 µg/kg	TM218		<10 M	55.4 M	<10 M	16.6 M	<10 M	<10 M
Phenanthrene	<15 µg/kg	TM218		624 M	141 M	138 M	130 M	46.4 M	169 M
Anthracene	<16 µg/kg	TM218		<16 M	<16 M	18.8 M	<16 M	<16 M	20.8 M
Fluoranthene	<17 µg/kg	TM218		71.4 M	<17 M	22.5 M	56.9 M	<17 M	<17 M
Pyrene	<15 µg/kg	TM218		40.9 M	23.9 M	43.1 M	51.3 M	<15 M	27.9 M
Benz(a)anthracene	<14 µg/kg	TM218		32.9 M	<14 M	30.7 M	<14 M	18.3 M	15.6 M
Chrysene	<10 µg/kg	TM218		357 M	<10 M	90.1 M	13.6 M	22.9 M	33.4 M
Benzo(b)fluoranthene	<15 µg/kg	TM218		201 M	35.5 M	59 M	41 M	21.7 M	112 M
Benzo(k)fluoranthene	<14 µg/kg	TM218		28.3 M	<14 M	<14 M	<14 M	<14 M	<14 M
Benzo(a)pyrene	<15 µg/kg	TM218		<15 M	<15 M	<15 M	21.9 M	<15 M	<15 M
Indeno(1,2,3-cd)pyrene	<18 µg/kg	TM218		<18 M	<18 M	<18 M	<18 M	<18 M	<18 M
Dibenzo(a,h)anthracene	<23 µg/kg	TM218		<23 M	<23 M	<23 M	<23 M	<23 M	<23 M
Benzo(g,h,i)perylene	<24 µg/kg	TM218		<24 M	<24 M	<24 M	<24 M	<24 M	<24 M
PAH, Total Detected USEPA 16	<118 µg/kg	TM218		1380	574	402	399	<118	400

PRELIMINARY/INTERIM REPORT

SDG:	150411-62	**Location:**	Coed Darcy	**Order Number:**	CD1181
Job:	H_ATKINS_LDC-335	**Customer:**	Atkins Global Ltd	**Report Number:**	310084
Client Reference:	POS	**Attention:**	Alex Mann	**Superseded Report:**	

PAH by GCMS

Results Legend	
#	ISO17025 accredited.
M	*m*CERTS accredited.
aq	Aqueous / settled sample.
diss.filt	Dissolved / filtered sample.
tot.unfilt	Total / unfiltered sample.
*	Subcontracted test.
**	% recovery of the surrogate standard to check the efficiency of the method. The results of individual compounds within samples aren't corrected for the recovery
(F)	Trigger breach confirmed
1-5&+§@	Sample deviation (see appendix)

Component	LOD/Units	Method	Customer Sample R	POS 065	POS 065	POS 065	ZDHP 001	ZDHP 002	ZDHP 003
			Depth (m)	0.50 - 0.50	1.80 - 1.80	3.20 - 3.20	0.50 - 0.50	0.50 - 0.50	0.50 - 0.50
			Sample Type	Soil/Solid	Soil/Solid	Soil/Solid	Soil/Solid	Soil/Solid	Soil/Solid
			Date Sampled	08/04/2015	08/04/2015	08/04/2015	09/04/2015	09/04/2015	09/04/2015
			Sample Time	.	.	.	.	.	.
			Date Received	11/04/2015	11/04/2015	11/04/2015	11/04/2015	11/04/2015	11/04/2015
			SDG Ref	150411-62	150411-62	150411-62	150411-62	150411-62	150411-62
			Lab Sample No.(s)	11163128	11163134	11163139	11163053	11163101	11163157
			AGS Reference						
Naphthalene-d8 % recovery**	%	TM218		87.6	91.9	83.7	84.8	82.2	93.4
Acenaphthene-d10 % recovery**	%	TM218		84.2	91.6	80	86.7	86.9	92.2
Phenanthrene-d10 % recovery**	%	TM218		83.9	89.1	74.9	86.9	87	91.3
Chrysene-d12 % recovery**	%	TM218		84.6	83.8	71.3	87.4	87.8	87.7
Perylene-d12 % recovery**	%	TM218		83.3	82.2	67.6	86.4	92.1	83.1
Naphthalene	<9 µg/kg	TM218		<9 M	<9 M	611 M	<9 M	<9 M	<9 M
Acenaphthylene	<12 µg/kg	TM218		<12 M	<12 M	<12 M	<12 M	<12 M	<12 M
Acenaphthene	<8 µg/kg	TM218		<8 M	<8 M	<8 M	<8 M	<8 M	<8 M
Fluorene	<10 µg/kg	TM218		<10 M	<10 M	<10 M	<10 M	<10 M	<10 M
Phenanthrene	<15 µg/kg	TM218		94.5 M	85 M	131 M	<15 M	<15 M	<15 M
Anthracene	<16 µg/kg	TM218		<16 M	<16 M	<16 M	<16 M	<16 M	<16 M
Fluoranthene	<17 µg/kg	TM218		<17 M	<17 M	<17 M	<17 M	<17 M	<17 M
Pyrene	<15 µg/kg	TM218		<15 M	<15 M	<15 M	<15 M	<15 M	<15 M
Benz(a)anthracene	<14 µg/kg	TM218		22.6 M	<14 M	<14 M	<14 M	<14 M	<14 M
Chrysene	<10 µg/kg	TM218		51.4 M	<10 M	<10 M	<10 M	<10 M	<10 M
Benzo(b)fluoranthene	<15 µg/kg	TM218		38 M	38.9 M	76.4 M	<15 M	<15 M	<15 M
Benzo(k)fluoranthene	<14 µg/kg	TM218		<14 M	<14 M	<14 M	<14 M	<14 M	<14 M
Benzo(a)pyrene	<15 µg/kg	TM218		<15 M	<15 M	<15 M	<15 M	<15 M	<15 M
Indeno(1,2,3-cd)pyrene	<18 µg/kg	TM218		<18 M	<18 M	<18 M	<18 M	<18 M	<18 M
Dibenzo(a,h)anthracene	<23 µg/kg	TM218		<23 M	<23 M	<23 M	<23 M	<23 M	<23 M
Benzo(g,h,i)perylene	<24 µg/kg	TM218		<24 M	<24 M	<24 M	<24 M	<24 M	<24 M
PAH, Total Detected USEPA 16	<118 µg/kg	TM218		207	124	818	<118	<118	<118

PRELIMINARY/INTERIM REPORT

SDG:	150411-62	**Location:**	Coed Darcy	**Order Number:**	CD1181
Job:	H_ATKINS_LDC-335	**Customer:**	Atkins Global Ltd	**Report Number:**	310084
Client Reference:	POS	**Attention:**	Alex Mann	**Superseded Report:**	

PAH by GCMS

Results Legend

#	ISO17025 accredited.
M	*m*CERTS accredited.
aq	Aqueous / settled sample.
diss.filt	Dissolved / filtered sample.
tot.unfilt	Total / unfiltered sample.
*	Subcontracted test.
**	% recovery of the surrogate standard to check the efficiency of the method. The results of individual compounds within samples aren't corrected for the recovery
(F)	Trigger breach confirmed
1-5&+§@	Sample deviation (see appendix)

Component	LOD/Units	Method	Customer Sample R	ZGHP 002	ZGHP 003	ZGHP 004			
			Depth (m)	0.50 - 0.50	0.50 - 0.50	0.50 - 0.50			
			Sample Type	Soil/Solid	Soil/Solid	Soil/Solid			
			Date Sampled	08/04/2015	08/04/2015	08/04/2015			
			Sample Time	.	.	.			
			Date Received	11/04/2015	11/04/2015	11/04/2015			
			SDG Ref	150411-62	150411-62	150411-62			
			Lab Sample No.(s)	11162890	11162935	11162993			
			AGS Reference						
Naphthalene-d8 % recovery**	%	TM218		85.8	79.3	88			
Acenaphthene-d10 % recovery**	%	TM218		89.5	76.4	81.8			
Phenanthrene-d10 % recovery**	%	TM218		90.2	74.3	78			
Chrysene-d12 % recovery**	%	TM218		89.1	68.2	68.2			
Perylene-d12 % recovery**	%	TM218		89.9	64.9	69.9			
Naphthalene	<9 µg/kg	TM218		11.1 M	<9 M	22.1 M			
Acenaphthylene	<12 µg/kg	TM218		<12 M	<12 M	<12 M			
Acenaphthene	<8 µg/kg	TM218		<8 M	<8 M	<8 M			
Fluorene	<10 µg/kg	TM218		<10 M	<10 M	<10 M			
Phenanthrene	<15 µg/kg	TM218		71 M	49.6 M	136 M			
Anthracene	<16 µg/kg	TM218		<16 M	<16 M	<16 M			
Fluoranthene	<17 µg/kg	TM218		35.9 M	<17 M	158 M			
Pyrene	<15 µg/kg	TM218		25.9 M	<15 M	118 M			
Benz(a)anthracene	<14 µg/kg	TM218		<14 M	<14 M	70.3 M			
Chrysene	<10 µg/kg	TM218		44.5 M	26.7 M	96.4 M			
Benzo(b)fluoranthene	<15 µg/kg	TM218		54.9 M	24.1 M	130 M			
Benzo(k)fluoranthene	<14 µg/kg	TM218		<14 M	<14 M	40.2 M			
Benzo(a)pyrene	<15 µg/kg	TM218		19.3 M	<15 M	62.4 M			
Indeno(1,2,3-cd)pyrene	<18 µg/kg	TM218		<18 M	<18 M	47.8 M			
Dibenzo(a,h)anthracene	<23 µg/kg	TM218		<23 M	<23 M	<23 M			
Benzo(g,h,i)perylene	<24 µg/kg	TM218		<24 M	<24 M	57.9 M			
PAH, Total Detected USEPA 16	<118 µg/kg	TM218		263	<118	938			

PRELIMINARY/INTERIM REPORT

SDG:	150411-62	**Location:**	Coed Darcy	**Order Number:**	CD1181
Job:	H_ATKINS_LDC-335	**Customer:**	Atkins Global Ltd	**Report Number:**	310084
Client Reference:	POS	**Attention:**	Alex Mann	**Superseded Report:**	

Semi Volatile Organic Compounds

Results Legend	
#	ISO17025 accredited.
M	*m*CERTS accredited.
aq	Aqueous / settled sample.
diss.filt	Dissolved / filtered sample.
tot.unfilt	Total / unfiltered sample.
*	Subcontracted test.
**	% recovery of the surrogate standard to check the efficiency of the method. The results of individual compounds within samples aren't corrected for the recovery
(F)	Trigger breach confirmed
1-5&+§@	Sample deviation (see appendix)

Component	LOD/Units	Method	Customer Sample R	POS 036	POS 039	POS 040	POS 043	POS 043	POS 046
			Depth (m)	0.50 - 0.50	0.50 - 0.50	0.50 - 0.50	0.50 - 0.50	1.50 - 1.50	0.50 - 0.50
			Sample Type	Soil/Solid	Soil/Solid	Soil/Solid	Soil/Solid	Soil/Solid	Soil/Solid
			Date Sampled	08/04/2015	08/04/2015	08/04/2015	08/04/2015	08/04/2015	08/04/2015
			Sample Time	.	.	.	.	.	.
			Date Received	11/04/2015	11/04/2015	11/04/2015	11/04/2015	11/04/2015	11/04/2015
			SDG Ref	150411-62	150411-62	150411-62	150411-62	150411-62	150411-62
			Lab Sample No.(s)	11163038	11163017	11163007	11162971	11162978	11162953
			AGS Reference						
Phenol	<100 µg/kg	TM157		<100	<100	<100	<100	<100	<100
Pentachlorophenol	<100 µg/kg	TM157		<100	<100	<100	<100	<100	<100
n-Nitroso-n-dipropylamine	<100 µg/kg	TM157		<100	<100	<100	<100	<100	<100
Nitrobenzene	<100 µg/kg	TM157		<100	<100	<100	<100	<100	<100
Isophorone	<100 µg/kg	TM157		<100	<100	<100	<100	<100	<100
Hexachloroethane	<100 µg/kg	TM157		<100	<100	<100	<100	<100	<100
Hexachlorocyclopentadiene	<100 µg/kg	TM157		<100	<100	<100	<100	<100	<100
Hexachlorobutadiene	<100 µg/kg	TM157		<100	<100	<100	<100	<100	<100
Hexachlorobenzene	<100 µg/kg	TM157		<100	<100	<100	<100	<100	<100
n-Dioctyl phthalate	<100 µg/kg	TM157		<100	<100	<100	<100	<100	<100
Dimethyl phthalate	<100 µg/kg	TM157		<100	<100	<100	<100	<100	<100
Diethyl phthalate	<100 µg/kg	TM157		<100	<100	<100	<100	<100	<100
n-Dibutyl phthalate	<100 µg/kg	TM157		<100	<100	<100	<100	<100	<100
Dibenzofuran	<100 µg/kg	TM157		<100	<100	<100	<100	<100	<100
Carbazole	<100 µg/kg	TM157		<100	<100	<100	<100	<100	<100
Butylbenzyl phthalate	<100 µg/kg	TM157		<100	<100	<100	<100	<100	<100
bis(2-Ethylhexyl) phthalate	<100 µg/kg	TM157		<100	<100	<100	<100	<100	<100
bis(2-Chloroethoxy)methane	<100 µg/kg	TM157		<100	<100	<100	<100	<100	<100
bis(2-Chloroethyl)ether	<100 µg/kg	TM157		<100	<100	<100	<100	<100	<100
Azobenzene	<100 µg/kg	TM157		<100	<100	<100	<100	<100	<100
4-Nitrophenol	<100 µg/kg	TM157		<100	<100	<100	<100	<100	<100
4-Nitroaniline	<100 µg/kg	TM157		<100	<100	<100	<100	<100	<100
4-Methylphenol	<100 µg/kg	TM157		<100	<100	<100	<100	<100	<100
4-Chlorophenylphenylether	<100 µg/kg	TM157		<100	<100	<100	<100	<100	<100
4-Chloroaniline	<100 µg/kg	TM157		<100	<100	<100	<100	<100	<100
4-Chloro-3-methylphenol	<100 µg/kg	TM157		<100	<100	<100	<100	<100	<100
4-Bromophenylphenylether	<100 µg/kg	TM157		<100	<100	<100	<100	<100	<100
3-Nitroaniline	<100 µg/kg	TM157		<100	<100	<100	<100	<100	<100
2-Nitrophenol	<100 µg/kg	TM157		<100	<100	<100	<100	<100	<100
2-Nitroaniline	<100 µg/kg	TM157		<100	<100	<100	<100	<100	<100
2-Methylphenol	<100 µg/kg	TM157		<100	<100	<100	<100	<100	<100
1,2,4-Trichlorobenzene	<100 µg/kg	TM157		<100	<100	<100	<100	<100	<100

PRELIMINARY/INTERIM REPORT

SDG:	150411-62	**Location:**	Coed Darcy	**Order Number:**	CD1181
Job:	H_ATKINS_LDC-335	**Customer:**	Atkins Global Ltd	**Report Number:**	310084
Client Reference:	POS	**Attention:**	Alex Mann	**Superseded Report:**	

Semi Volatile Organic Compounds

Results Legend	
#	ISO17025 accredited.
M	*m*CERTS accredited.
aq	Aqueous / settled sample.
diss.filt	Dissolved / filtered sample.
tot.unfilt	Total / unfiltered sample.
*	Subcontracted test.
**	% recovery of the surrogate standard to check the efficiency of the method. The results of individual compounds within samples aren't corrected for the recovery
(F)	Trigger breach confirmed
1-5&+§@	Sample deviation (see appendix)

Component	LOD/Units	Method	Customer Sample R	POS 036	POS 039	POS 040	POS 043	POS 043	POS 046
			Depth (m)	0.50 - 0.50	0.50 - 0.50	0.50 - 0.50	0.50 - 0.50	1.50 - 1.50	0.50 - 0.50
			Sample Type	Soil/Solid	Soil/Solid	Soil/Solid	Soil/Solid	Soil/Solid	Soil/Solid
			Date Sampled	08/04/2015	08/04/2015	08/04/2015	08/04/2015	08/04/2015	08/04/2015
			Sample Time	.	.	.	.	.	.
			Date Received	11/04/2015	11/04/2015	11/04/2015	11/04/2015	11/04/2015	11/04/2015
			SDG Ref	150411-62	150411-62	150411-62	150411-62	150411-62	150411-62
			Lab Sample No.(s)	11163038	11163017	11163007	11162971	11162978	11162953
			AGS Reference						
2-Chlorophenol	<100 µg/kg	TM157		<100	<100	<100	<100	<100	<100
2,6-Dinitrotoluene	<100 µg/kg	TM157		<100	<100	<100	<100	<100	<100
2,4-Dinitrotoluene	<100 µg/kg	TM157		<100	<100	<100	<100	<100	<100
2,4-Dimethylphenol	<100 µg/kg	TM157		<100	<100	<100	<100	<100	<100
2,4-Dichlorophenol	<100 µg/kg	TM157		<100	<100	<100	<100	<100	<100
2,4,6-Trichlorophenol	<100 µg/kg	TM157		<100	<100	<100	<100	<100	<100
2,4,5-Trichlorophenol	<100 µg/kg	TM157		<100	<100	<100	<100	<100	<100
1,4-Dichlorobenzene	<100 µg/kg	TM157		<100	<100	<100	<100	<100	<100
1,3-Dichlorobenzene	<100 µg/kg	TM157		<100	<100	<100	<100	<100	<100
1,2-Dichlorobenzene	<100 µg/kg	TM157		<100	<100	<100	<100	<100	<100
2-Chloronaphthalene	<100 µg/kg	TM157		<100	<100	<100	<100	<100	<100
2-Methylnaphthalene	<100 µg/kg	TM157		<100	<100	<100	<100	<100	<100
Acenaphthylene	<100 µg/kg	TM157		<100	<100	<100	<100	<100	<100
Acenaphthene	<100 µg/kg	TM157		<100	<100	<100	<100	<100	<100
Anthracene	<100 µg/kg	TM157		<100	<100	<100	<100	<100	<100
Benzo(a)anthracene	<100 µg/kg	TM157		<100	324	<100	<100	<100	<100
Benzo(b)fluoranthene	<100 µg/kg	TM157		<100	304	<100	123	<100	<100
Benzo(k)fluoranthene	<100 µg/kg	TM157		<100	306	<100	<100	<100	<100
Benzo(a)pyrene	<100 µg/kg	TM157		<100	317	<100	121	<100	<100
Benzo(g,h,i)perylene	<100 µg/kg	TM157		<100	184	<100	141	<100	<100
Chrysene	<100 µg/kg	TM157		192	368	161	172	<100	<100
Fluoranthene	<100 µg/kg	TM157		151	509	<100	158	<100	<100
Fluorene	<100 µg/kg	TM157		<100	<100	<100	<100	<100	<100
Indeno(1,2,3-cd)pyrene	<100 µg/kg	TM157		<100	232	<100	<100	<100	<100
Phenanthrene	<100 µg/kg	TM157		213	191	192	149	<100	<100
Pyrene	<100 µg/kg	TM157		138	422	<100	167	<100	<100
Naphthalene	<100 µg/kg	TM157		<100	<100	<100	<100	<100	<100
Dibenzo(a,h)anthracene	<100 µg/kg	TM157		<100	<100	<100	<100	<100	<100

PRELIMINARY/INTERIM REPORT

SDG:	150411-62	**Location:**	Coed Darcy	**Order Number:**	CD1181
Job:	H_ATKINS_LDC-335	**Customer:**	Atkins Global Ltd	**Report Number:**	310084
Client Reference:	POS	**Attention:**	Alex Mann	**Superseded Report:**	

Semi Volatile Organic Compounds

Results Legend	
#	ISO17025 accredited.
M	*m*CERTS accredited.
aq	Aqueous / settled sample.
diss.filt	Dissolved / filtered sample.
tot.unfilt	Total / unfiltered sample.
*	Subcontracted test.
**	% recovery of the surrogate standard to check the efficiency of the method. The results of individual compounds within samples aren't corrected for the recovery
(F)	Trigger breach confirmed
1-5&+§@	Sample deviation (see appendix)

Component	LOD/Units	Method	Customer Sample R	POS 049	POS 055	ZDHP 003	ZGHP 002		
			Depth (m)	1.50	0.50 - 0.50	0.50 - 0.50	0.50 - 0.50		
			Sample Type	Soil/Solid	Soil/Solid	Soil/Solid	Soil/Solid		
			Date Sampled	08/04/2015	08/04/2015	09/04/2015	08/04/2015		
			Sample Time	.	.	.	.		
			Date Received	11/04/2015	11/04/2015	11/04/2015	11/04/2015		
			SDG Ref	150411-62	150411-62	150411-62	150411-62		
			Lab Sample No.(s)	11162923	11162894	11163157	11162890		
			AGS Reference						
Phenol	<100 µg/kg	TM157		<100	<100	<100	<100		
Pentachlorophenol	<100 µg/kg	TM157		<100	<100	<100	<100		
n-Nitroso-n-dipropylamine	<100 µg/kg	TM157		<100	<100	<100	<100		
Nitrobenzene	<100 µg/kg	TM157		<100	<100	<100	<100		
Isophorone	<100 µg/kg	TM157		<100	<100	<100	<100		
Hexachloroethane	<100 µg/kg	TM157		<100	<100	<100	<100		
Hexachlorocyclopentadiene	<100 µg/kg	TM157		<100	<100	<100	<100		
Hexachlorobutadiene	<100 µg/kg	TM157		<100	<100	<100	<100		
Hexachlorobenzene	<100 µg/kg	TM157		<100	<100	<100	<100		
n-Dioctyl phthalate	<100 µg/kg	TM157		<100	<100	<100	<100		
Dimethyl phthalate	<100 µg/kg	TM157		<100	<100	<100	<100		
Diethyl phthalate	<100 µg/kg	TM157		<100	<100	<100	<100		
n-Dibutyl phthalate	<100 µg/kg	TM157		<100	<100	<100	<100		
Dibenzofuran	<100 µg/kg	TM157		<100	<100	<100	<100		
Carbazole	<100 µg/kg	TM157		<100	<100	<100	<100		
Butylbenzyl phthalate	<100 µg/kg	TM157		<100	<100	<100	<100		
bis(2-Ethylhexyl) phthalate	<100 µg/kg	TM157		<100	<100	<100	<100		
bis(2-Chloroethoxy)methane	<100 µg/kg	TM157		<100	<100	<100	<100		
bis(2-Chloroethyl)ether	<100 µg/kg	TM157		<100	<100	<100	<100		
Azobenzene	<100 µg/kg	TM157		<100	<100	<100	<100		
4-Nitrophenol	<100 µg/kg	TM157		<100	<100	<100	<100		
4-Nitroaniline	<100 µg/kg	TM157		<100	<100	<100	<100		
4-Methylphenol	<100 µg/kg	TM157		<100	<100	<100	<100		
4-Chlorophenylphenylether	<100 µg/kg	TM157		<100	<100	<100	<100		
4-Chloroaniline	<100 µg/kg	TM157		<100	<100	<100	<100		
4-Chloro-3-methylphenol	<100 µg/kg	TM157		<100	<100	<100	<100		
4-Bromophenylphenylether	<100 µg/kg	TM157		<100	<100	<100	<100		
3-Nitroaniline	<100 µg/kg	TM157		<100	<100	<100	<100		
2-Nitrophenol	<100 µg/kg	TM157		<100	<100	<100	<100		
2-Nitroaniline	<100 µg/kg	TM157		<100	<100	<100	<100		
2-Methylphenol	<100 µg/kg	TM157		<100	<100	<100	<100		
1,2,4-Trichlorobenzene	<100 µg/kg	TM157		<100	<100	<100	<100		

PRELIMINARY/INTERIM REPORT

SDG:	150411-62	**Location:**	Coed Darcy	**Order Number:**	CD1181
Job:	H_ATKINS_LDC-335	**Customer:**	Atkins Global Ltd	**Report Number:**	310084
Client Reference:	POS	**Attention:**	Alex Mann	**Superseded Report:**	

Semi Volatile Organic Compounds

Results Legend		Customer Sample R	POS 049	POS 055	ZDHP 003	ZGHP 002		
#	ISO17025 accredited.							
M	*m*CERTS accredited.							
aq	Aqueous / settled sample.							
diss.filt	Dissolved / filtered sample.							
tot.unfilt	Total / unfiltered sample.							
*	Subcontracted test.							
**	% recovery of the surrogate standard to check the efficiency of the method. The results of individual compounds within samples aren't corrected for the recovery	Depth (m)	1.50	0.50 - 0.50	0.50 - 0.50	0.50 - 0.50		
		Sample Type	Soil/Solid	Soil/Solid	Soil/Solid	Soil/Solid		
		Date Sampled	08/04/2015	08/04/2015	09/04/2015	08/04/2015		
		Sample Time	.	.	.	.		
		Date Received	11/04/2015	11/04/2015	11/04/2015	11/04/2015		
		SDG Ref	150411-62	150411-62	150411-62	150411-62		
(F)	Trigger breach confirmed	Lab Sample No.(s)	11162923	11162894	11163157	11162890		
1-5&+§@	Sample deviation (see appendix)	AGS Reference						

Component	LOD/Units	Method						
2-Chlorophenol	<100 µg/kg	TM157	<100	<100	<100	<100		
2,6-Dinitrotoluene	<100 µg/kg	TM157	<100	<100	<100	<100		
2,4-Dinitrotoluene	<100 µg/kg	TM157	<100	<100	<100	<100		
2,4-Dimethylphenol	<100 µg/kg	TM157	<100	<100	<100	<100		
2,4-Dichlorophenol	<100 µg/kg	TM157	<100	<100	<100	<100		
2,4,6-Trichlorophenol	<100 µg/kg	TM157	<100	<100	<100	<100		
2,4,5-Trichlorophenol	<100 µg/kg	TM157	<100	<100	<100	<100		
1,4-Dichlorobenzene	<100 µg/kg	TM157	<100	<100	<100	<100		
1,3-Dichlorobenzene	<100 µg/kg	TM157	<100	<100	<100	<100		
1,2-Dichlorobenzene	<100 µg/kg	TM157	<100	<100	<100	<100		
2-Chloronaphthalene	<100 µg/kg	TM157	<100	<100	<100	<100		
2-Methylnaphthalene	<100 µg/kg	TM157	<100	113	<100	<100		
Acenaphthylene	<100 µg/kg	TM157	<100	<100	<100	<100		
Acenaphthene	<100 µg/kg	TM157	<100	<100	<100	<100		
Anthracene	<100 µg/kg	TM157	<100	<100	<100	<100		
Benzo(a)anthracene	<100 µg/kg	TM157	<100	228	<100	<100		
Benzo(b)fluoranthene	<100 µg/kg	TM157	<100	300	<100	<100		
Benzo(k)fluoranthene	<100 µg/kg	TM157	<100	231	<100	<100		
Benzo(a)pyrene	<100 µg/kg	TM157	<100	253	<100	<100		
Benzo(g,h,i)perylene	<100 µg/kg	TM157	<100	164	<100	<100		
Chrysene	<100 µg/kg	TM157	<100	311	<100	<100		
Fluoranthene	<100 µg/kg	TM157	<100	357	<100	<100		
Fluorene	<100 µg/kg	TM157	<100	<100	<100	<100		
Indeno(1,2,3-cd)pyrene	<100 µg/kg	TM157	<100	198	<100	<100		
Phenanthrene	<100 µg/kg	TM157	<100	337	<100	<100		
Pyrene	<100 µg/kg	TM157	<100	304	<100	<100		
Naphthalene	<100 µg/kg	TM157	<100	<100	<100	<100		
Dibenzo(a,h)anthracene	<100 µg/kg	TM157	<100	<100	<100	<100		

PRELIMINARY/INTERIM REPORT

SDG:	150411-62	**Location:**	Coed Darcy	**Order Number:**	CD1181
Job:	H_ATKINS_LDC-335	**Customer:**	Atkins Global Ltd	**Report Number:**	310084
Client Reference:	POS	**Attention:**	Alex Mann	**Superseded Report:**	

TPH CWG (S)

Results Legend	
#	ISO17025 accredited.
M	*m*CERTS accredited.
aq	Aqueous / settled sample.
diss.filt	Dissolved / filtered sample.
tot.unfilt	Total / unfiltered sample.
*	Subcontracted test.
**	% recovery of the surrogate standard to check the efficiency of the method. The results of individual compounds within samples aren't corrected for the recovery
(F)	Trigger breach confirmed
1-5&+§@	Sample deviation (see appendix)

Component	LOD/Units	Method	Customer Sample R	POS 036	POS 036	POS 037	POS 038	POS 039	POS 039
			Depth (m)	0.50 - 0.50	1.50 - 1.50	0.50 - 0.50	0.50 - 0.50	0.50 - 0.50	1.50 - 1.50
			Sample Type	Soil/Solid	Soil/Solid	Soil/Solid	Soil/Solid	Soil/Solid	Soil/Solid
			Date Sampled	08/04/2015	08/04/2015	08/04/2015	08/04/2015	08/04/2015	08/04/2015
			Sample Time	.	.	.	.	.	.
			Date Received	11/04/2015	11/04/2015	11/04/2015	11/04/2015	11/04/2015	11/04/2015
			SDG Ref	150411-62	150411-62	150411-62	150411-62	150411-62	150411-62
			Lab Sample No.(s)	11163038	11163043	11163033	11163029	11163017	11163024
			AGS Reference						
GRO Surrogate % recovery**	%	TM089		79	77	78	85	82	83
GRO TOT (Moisture Corrected)	<44 µg/kg	TM089		1200 M	4290 M	<176 M	<176 M	<176 M	485 M
Methyl tertiary butyl ether (MTBE)	<5 µg/kg	TM089		<20 M	<20 M	<20 M	<20 M	<20 M	<20 M
Benzene	<10 µg/kg	TM089		<40 M	<40 M	<40 M	<40 M	<40 M	<40 M
Toluene	<2 µg/kg	TM089		<8 M	<8 M	<8 M	<8 M	<8 M	<8 M
Ethylbenzene	<3 µg/kg	TM089		<12 M	<12 M	<12 M	<12 M	<12 M	<12 M
m,p-Xylene	<6 µg/kg	TM089		<24 M	<24 M	<24 M	<24 M	<24 M	<24 M
o-Xylene	<3 µg/kg	TM089		<12 M	<12 M	<12 M	<12 M	<12 M	<12 M
sum of detected mpo xylene by GC	<9 µg/kg	TM089		<9	<9	<9	<9	<9	<9
sum of detected BTEX by GC	<24 µg/kg	TM089		<24	<24	<24	<24	<24	<24
Aliphatics >C5-C6	<10 µg/kg	TM089		<40	<40	<40	<40	<40	<40
Aliphatics >C6-C8	<10 µg/kg	TM089		56	124	<40	<40	<40	73.3
Aliphatics >C8-C10	<10 µg/kg	TM089		113	510	<40	<40	<40	93.2
Aliphatics >C10-C12	<10 µg/kg	TM089		564	1980	<40	<40	<40	140
Aliphatics >C12-C16	<100 µg/kg	TM173		30100	59100	<100	<100	1290	19600
Aliphatics >C16-C21	<100 µg/kg	TM173		44400	71200	3880	1480	9020	43400
Aliphatics >C21-C35	<100 µg/kg	TM173		70800	148000	15300	17800	50900	130000
Aliphatics >C35-C44	<100 µg/kg	TM173		16200	36400	1550	16400	18400	38600
Total Aliphatics >C12-C44	<100 µg/kg	TM173		162000	315000	20700	35600	79600	232000
Aromatics >EC5-EC7	<10 µg/kg	TM089		<40	<40	<40	<40	<40	<40
Aromatics >EC7-EC8	<10 µg/kg	TM089		<40	<40	<40	<40	<40	<40
Aromatics >EC8-EC10	<10 µg/kg	TM089		76.9	341	<40	<40	<40	66.6
Aromatics >EC10-EC12	<10 µg/kg	TM089		377	1320	<40	<40	<40	93.2
Aromatics >EC12-EC16	<100 µg/kg	TM173		3970	8810	<100	<100	<100	7680
Aromatics >EC16-EC21	<100 µg/kg	TM173		18700	27000	1150	2460	3130	18000
Aromatics >EC21-EC35	<100 µg/kg	TM173		47500	85300	14000	18300	32900	91000
Aromatics >EC35-EC44	<100 µg/kg	TM173		19000	46300	6060	19400	26900	48300
Aromatics >EC40-EC44	<100 µg/kg	TM173		7000	17700	2470	8110	13200	19500
Total Aromatics >EC12-EC44	<100 µg/kg	TM173		89200	167000	21200	40100	62800	165000
Total Aliphatics & Aromatics >C5-C44	<100 µg/kg	TM173		252000	487000	41900	75700	142000	397000

PRELIMINARY/INTERIM REPORT

SDG:	150411-62	**Location:**	Coed Darcy	**Order Number:**	CD1181
Job:	H_ATKINS_LDC-335	**Customer:**	Atkins Global Ltd	**Report Number:**	310084
Client Reference:	POS	**Attention:**	Alex Mann	**Superseded Report:**	

TPH CWG (S)

Results Legend

#	ISO17025 accredited.
M	*m*CERTS accredited.
aq	Aqueous / settled sample.
diss.filt	Dissolved / filtered sample.
tot.unfilt	Total / unfiltered sample.
*	Subcontracted test.
**	% recovery of the surrogate standard to check the efficiency of the method. The results of individual compounds within samples aren't corrected for the recovery
(F)	Trigger breach confirmed
1-5&+§@	Sample deviation (see appendix)

Component	LOD/Units	Method	Customer Sample R	POS 040	POS 040	POS 041	POS 042	POS 043	POS 043
			Depth (m)	0.50 - 0.50	1.50 - 1.50	0.50 - 0.50	0.50 - 0.50	0.50 - 0.50	1.50 - 1.50
			Sample Type	Soil/Solid	Soil/Solid	Soil/Solid	Soil/Solid	Soil/Solid	Soil/Solid
			Date Sampled	08/04/2015	08/04/2015	08/04/2015	08/04/2015	08/04/2015	08/04/2015
			Sample Time	.	.	.	.	.	.
			Date Received	11/04/2015	11/04/2015	11/04/2015	11/04/2015	11/04/2015	11/04/2015
			SDG Ref	150411-62	150411-62	150411-62	150411-62	150411-62	150411-62
			Lab Sample No.(s)	11163007	11163012	11163002	11162985	11162971	11162978
			AGS Reference						
GRO Surrogate % recovery**	%	TM089		74	101	75	87	74	92
GRO TOT (Moisture Corrected)	<44 µg/kg	TM089		<176 M	21900 M	<176 M	497 M	<176 M	<176 M
Methyl tertiary butyl ether (MTBE)	<5 µg/kg	TM089		<20 M	<20 M	<20 M	<20 M	<20 M	<20 M
Benzene	<10 µg/kg	TM089		<40 M	<40 M	<40 M	<40 M	<40 M	<40 M
Toluene	<2 µg/kg	TM089		<8 M	<8 M	<8 M	<8 M	<8 M	<8 M
Ethylbenzene	<3 µg/kg	TM089		<12 M	<12 M	<12 M	<12 M	<12 M	<12 M
m,p-Xylene	<6 µg/kg	TM089		<24 M	<24 M	<24 M	<24 M	<24 M	<24 M
o-Xylene	<3 µg/kg	TM089		<12 M	<12 M	<12 M	<12 M	<12 M	<12 M
sum of detected mpo xylene by GC	<9 µg/kg	TM089		<9	<9	<9	<9	<9	<9
sum of detected BTEX by GC	<24 µg/kg	TM089		<24	<24	<24	<24	<24	<24
Aliphatics >C5-C6	<10 µg/kg	TM089		<40	<40	<40	<40	<40	<40
Aliphatics >C6-C8	<10 µg/kg	TM089		<40	2360	<40	68.2	<40	<40
Aliphatics >C8-C10	<10 µg/kg	TM089		<40	8750	<40	96.3	<40	<40
Aliphatics >C10-C12	<10 µg/kg	TM089		<40	2950	<40	153	<40	<40
Aliphatics >C12-C16	<100 µg/kg	TM173		2640	58700	20600	2900	2890	5690
Aliphatics >C16-C21	<100 µg/kg	TM173		11000	82800	28000	15800	32100	29900
Aliphatics >C21-C35	<100 µg/kg	TM173		34600	134000	34600	43600	101000	15900
Aliphatics >C35-C44	<100 µg/kg	TM173		8740	37000	10600	11300	28800	<100
Total Aliphatics >C12-C44	<100 µg/kg	TM173		57000	312000	93800	73600	164000	51500
Aromatics >EC5-EC7	<10 µg/kg	TM089		<40	<40	<40	<40	<40	<40
Aromatics >EC7-EC8	<10 µg/kg	TM089		<40	<40	<40	<40	<40	<40
Aromatics >EC8-EC10	<10 µg/kg	TM089		<40	5840	<40	66	<40	<40
Aromatics >EC10-EC12	<10 µg/kg	TM089		<40	1960	<40	102	<40	<40
Aromatics >EC12-EC16	<100 µg/kg	TM173		1890	13700	38700	<100	1150	1900
Aromatics >EC16-EC21	<100 µg/kg	TM173		12200	59000	4960	2210	6310	13800
Aromatics >EC21-EC35	<100 µg/kg	TM173		26800	147000	35400	15800	99300	13700
Aromatics >EC35-EC44	<100 µg/kg	TM173		12800	63500	14600	7200	83800	286
Aromatics >EC40-EC44	<100 µg/kg	TM173		5020	26100	5640	2970	34600	<100
Total Aromatics >EC12-EC44	<100 µg/kg	TM173		53700	283000	93700	25200	191000	29600
Total Aliphatics & Aromatics >C5-C44	<100 µg/kg	TM173		111000	617000	188000	99400	355000	81100

PRELIMINARY/INTERIM REPORT

SDG:	150411-62	**Location:**	Coed Darcy	**Order Number:**	CD1181
Job:	H_ATKINS_LDC-335	**Customer:**	Atkins Global Ltd	**Report Number:**	310084
Client Reference:	POS	**Attention:**	Alex Mann	**Superseded Report:**	

TPH CWG (S)

Results Legend	
#	ISO17025 accredited.
M	*m*CERTS accredited.
aq	Aqueous / settled sample.
diss.filt	Dissolved / filtered sample.
tot.unfilt	Total / unfiltered sample.
*	Subcontracted test.
**	% recovery of the surrogate standard to check the efficiency of the method. The results of individual compounds within samples aren't corrected for the recovery
(F)	Trigger breach confirmed
1-5&+§@	Sample deviation (see appendix)

Component	LOD/Units	Method	Customer Sample R	POS 044	POS 044	POS 045	POS 045	POS 046	POS 047
			Depth (m)	0.50 - 0.50	1.50 - 1.50	0.50 - 0.50	1.10 - 1.10	0.50 - 0.50	0.50 - 0.50
			Sample Type	Soil/Solid	Soil/Solid	Soil/Solid	Soil/Solid	Soil/Solid	Soil/Solid
			Date Sampled	08/04/2015	08/04/2015	08/04/2015	08/04/2015	08/04/2015	08/04/2015
			Sample Time	.	.	.	.	.	.
			Date Received	11/04/2015	11/04/2015	11/04/2015	11/04/2015	11/04/2015	11/04/2015
			SDG Ref	150411-62	150411-62	150411-62	150411-62	150411-62	150411-62
			Lab Sample No.(s)	11162967	11163176	11162957	11162963	11162953	11162944
			AGS Reference						
GRO Surrogate % recovery**	%	TM089		112	101	89	74	97	100
GRO TOT (Moisture Corrected)	<44 µg/kg	TM089		<176 M	<176 M	<176 M	57000 M	<176 M	<176 M
Methyl tertiary butyl ether (MTBE)	<5 µg/kg	TM089		<20 M	<20 M	<20 M	<20 M	<20 M	<20 M
Benzene	<10 µg/kg	TM089		<40 M	<40 M	<40 M	<40 M	<40 M	<40 M
Toluene	<2 µg/kg	TM089		<8 M	<8 M	<8 M	<8 M	<8 M	<8 M
Ethylbenzene	<3 µg/kg	TM089		<12 M	<12 M	<12 M	<12 M	<12 M	<12 M
m,p-Xylene	<6 µg/kg	TM089		<24 M	<24 M	<24 M	<24 M	<24 M	<24 M
o-Xylene	<3 µg/kg	TM089		<12 M	<12 M	<12 M	<12 M	<12 M	<12 M
sum of detected mpo xylene by GC	<9 µg/kg	TM089		<9	<9	<9	<9	<9	<9
sum of detected BTEX by GC	<24 µg/kg	TM089		<24	<24	<24	<24	<24	<24
Aliphatics >C5-C6	<10 µg/kg	TM089		<40	<40	<40	<40	<40	<40
Aliphatics >C6-C8	<10 µg/kg	TM089		<40	<40	<40	491	<40	<40
Aliphatics >C8-C10	<10 µg/kg	TM089		<40	<40	<40	9970	<40	<40
Aliphatics >C10-C12	<10 µg/kg	TM089		<40	<40	<40	23900	<40	<40
Aliphatics >C12-C16	<100 µg/kg	TM173		<100	594	1580	436000	<100	<100
Aliphatics >C16-C21	<100 µg/kg	TM173		<100	1070	16800	486000	<100	<100
Aliphatics >C21-C35	<100 µg/kg	TM173		<100	2400	26300	313000	<100	<100
Aliphatics >C35-C44	<100 µg/kg	TM173		<100	<100	6510	72200	<100	<100
Total Aliphatics >C12-C44	<100 µg/kg	TM173		<100	4070	51200	1310000	<100	<100
Aromatics >EC5-EC7	<10 µg/kg	TM089		<40	<40	<40	<40	<40	<40
Aromatics >EC7-EC8	<10 µg/kg	TM089		<40	<40	<40	<40	<40	<40
Aromatics >EC8-EC10	<10 µg/kg	TM089		<40	<40	<40	6650	<40	<40
Aromatics >EC10-EC12	<10 µg/kg	TM089		<40	<40	<40	16000	<40	<40
Aromatics >EC12-EC16	<100 µg/kg	TM173		<100	<100	<100	213000	<100	<100
Aromatics >EC16-EC21	<100 µg/kg	TM173		<100	595	1550	261000	<100	<100
Aromatics >EC21-EC35	<100 µg/kg	TM173		<100	2700	16000	243000	<100	<100
Aromatics >EC35-EC44	<100 µg/kg	TM173		<100	2870	11400	72300	<100	<100
Aromatics >EC40-EC44	<100 µg/kg	TM173		<100	866	5290	30500	<100	<100
Total Aromatics >EC12-EC44	<100 µg/kg	TM173		<100	6160	29000	790000	<100	<100
Total Aliphatics & Aromatics >C5-C44	<100 µg/kg	TM173		<100	10200	80200	2150000	<100	<100

PRELIMINARY/INTERIM REPORT

SDG:	150411-62	**Location:**	Coed Darcy	**Order Number:**	CD1181
Job:	H_ATKINS_LDC-335	**Customer:**	Atkins Global Ltd	**Report Number:**	310084
Client Reference:	POS	**Attention:**	Alex Mann	**Superseded Report:**	

TPH CWG (S)

Results Legend	
#	ISO17025 accredited.
M	*m*CERTS accredited.
aq	Aqueous / settled sample.
diss.filt	Dissolved / filtered sample.
tot.unfilt	Total / unfiltered sample.
*	Subcontracted test.
**	% recovery of the surrogate standard to check the efficiency of the method. The results of individual compounds within samples aren't corrected for the recovery
(F)	Trigger breach confirmed
1-5&+§@	Sample deviation (see appendix)

Component	LOD/Units	Method	Customer Sample R	POS 047	POS 048	POS 048	POS 048	POS 049	POS 049
			Depth (m)	1.50 - 1.50	0.50 - 0.50	1.50 - 1.50	2.50 - 2.50	0.50 - 0.50	1.50
			Sample Type	Soil/Solid	Soil/Solid	Soil/Solid	Soil/Solid	Soil/Solid	Soil/Solid
			Date Sampled	08/04/2015	08/04/2015	08/04/2015	08/04/2015	08/04/2015	08/04/2015
			Sample Time	.	.	.	.	.	.
			Date Received	11/04/2015	11/04/2015	11/04/2015	11/04/2015	11/04/2015	11/04/2015
			SDG Ref	150411-62	150411-62	150411-62	150411-62	150411-62	150411-62
			Lab Sample No.(s)	11162949	11162927	11162931	11162940	11162919	11162923
			AGS Reference						
GRO Surrogate % recovery**	%	TM089		104	87	110	97	105	92
GRO TOT (Moisture Corrected)	<44 µg/kg	TM089		<176 M	<176 M	<176 M	<176 M	<176 M	<176 M
Methyl tertiary butyl ether (MTBE)	<5 µg/kg	TM089		<20 M	<20 M	<20 M	<20 M	<20 M	<20 M
Benzene	<10 µg/kg	TM089		<40 M	<40 M	<40 M	<40 M	<40 M	<40 M
Toluene	<2 µg/kg	TM089		<8 M	<8 M	<8 M	<8 M	<8 M	<8 M
Ethylbenzene	<3 µg/kg	TM089		<12 M	<12 M	<12 M	<12 M	<12 M	<12 M
m,p-Xylene	<6 µg/kg	TM089		<24 M	<24 M	<24 M	<24 M	<24 M	<24 M
o-Xylene	<3 µg/kg	TM089		<12 M	<12 M	<12 M	<12 M	<12 M	<12 M
sum of detected mpo xylene by GC	<9 µg/kg	TM089		<9	<9	<9	<9	<9	<9
sum of detected BTEX by GC	<24 µg/kg	TM089		<24	<24	<24	<24	<24	<24
Aliphatics >C5-C6	<10 µg/kg	TM089		<40	<40	<40	<40	<40	<40
Aliphatics >C6-C8	<10 µg/kg	TM089		<40	<40	<40	<40	<40	<40
Aliphatics >C8-C10	<10 µg/kg	TM089		<40	<40	<40	<40	<40	<40
Aliphatics >C10-C12	<10 µg/kg	TM089		<40	<40	<40	<40	<40	<40
Aliphatics >C12-C16	<100 µg/kg	TM173		<100	<100	<100	<100	<100	<100
Aliphatics >C16-C21	<100 µg/kg	TM173		<100	<100	<100	<100	<100	<100
Aliphatics >C21-C35	<100 µg/kg	TM173		<100	<100	<100	<100	<100	<100
Aliphatics >C35-C44	<100 µg/kg	TM173		<100	<100	<100	<100	<100	<100
Total Aliphatics >C12-C44	<100 µg/kg	TM173		<100	<100	<100	<100	<100	<100
Aromatics >EC5-EC7	<10 µg/kg	TM089		<40	<40	<40	<40	<40	<40
Aromatics >EC7-EC8	<10 µg/kg	TM089		<40	<40	<40	<40	<40	<40
Aromatics >EC8-EC10	<10 µg/kg	TM089		<40	<40	<40	<40	<40	<40
Aromatics >EC10-EC12	<10 µg/kg	TM089		<40	<40	<40	<40	<40	<40
Aromatics >EC12-EC16	<100 µg/kg	TM173		<100	<100	<100	<100	<100	<100
Aromatics >EC16-EC21	<100 µg/kg	TM173		<100	<100	<100	<100	<100	<100
Aromatics >EC21-EC35	<100 µg/kg	TM173		<100	<100	<100	<100	<100	<100
Aromatics >EC35-EC44	<100 µg/kg	TM173		<100	<100	<100	<100	<100	<100
Aromatics >EC40-EC44	<100 µg/kg	TM173		<100	<100	<100	<100	<100	<100
Total Aromatics >EC12-EC44	<100 µg/kg	TM173		<100	<100	<100	<100	<100	<100
Total Aliphatics & Aromatics >C5-C44	<100 µg/kg	TM173		<100	<100	<100	<100	7440	<100

PRELIMINARY/INTERIM REPORT

SDG:	150411-62	**Location:**	Coed Darcy	**Order Number:**	CD1181
Job:	H_ATKINS_LDC-335	**Customer:**	Atkins Global Ltd	**Report Number:**	310084
Client Reference:	POS	**Attention:**	Alex Mann	**Superseded Report:**	

TPH CWG (S)

Results Legend	
#	ISO17025 accredited.
M	*m*CERTS accredited.
aq	Aqueous / settled sample.
diss.filt	Dissolved / filtered sample.
tot.unfilt	Total / unfiltered sample.
*	Subcontracted test.
**	% recovery of the surrogate standard to check the efficiency of the method. The results of individual compounds within samples aren't corrected for the recovery
(F)	Trigger breach confirmed
1-5&+§@	Sample deviation (see appendix)

Component	LOD/Units	Method	Customer Sample R	POS 050	POS 050	POS 051	POS 051	POS 052	POS 052
			Depth (m)	0.50 - 0.50	1.50 - 1.50	0.50 - 0.50	1.50 - 1.50	0.50 - 0.50	1.50 - 1.50
			Sample Type	Soil/Solid	Soil/Solid	Soil/Solid	Soil/Solid	Soil/Solid	Soil/Solid
			Date Sampled	08/04/2015	08/04/2015	08/04/2015	08/04/2015	08/04/2015	08/04/2015
			Sample Time	.	.	.	.	.	.
			Date Received	11/04/2015	11/04/2015	11/04/2015	11/04/2015	11/04/2015	11/04/2015
			SDG Ref	150411-62	150411-62	150411-62	150411-62	150411-62	150411-62
			Lab Sample No.(s)	11162911	11162915	11162902	11162906	11163180	11163185
			AGS Reference						
GRO Surrogate % recovery**	%	TM089		98	93	89	94	94	86
GRO TOT (Moisture Corrected)	<44 µg/kg	TM089		<176 M	<176 M	<176 M	<176 #	<176 M	<176 M
Methyl tertiary butyl ether (MTBE)	<5 µg/kg	TM089		<20 M	<20 M	<20 M	<20 #	<20 M	<20 M
Benzene	<10 µg/kg	TM089		<40 M	<40 M	<40 M	<40 #	<40 M	<40 M
Toluene	<2 µg/kg	TM089		<8 M	<8 M	<8 M	<8 #	<8 M	<8 M
Ethylbenzene	<3 µg/kg	TM089		<12 M	<12 M	<12 M	<12 #	<12 M	<12 M
m,p-Xylene	<6 µg/kg	TM089		<24 M	<24 M	<24 M	<24 #	<24 M	<24 M
o-Xylene	<3 µg/kg	TM089		<12 M	<12 M	<12 M	<12 #	<12 M	<12 M
sum of detected mpo xylene by GC	<9 µg/kg	TM089		<9	<9	<9	<9	<9	<9
sum of detected BTEX by GC	<24 µg/kg	TM089		<24	<24	<24	<24	<24	<24
Aliphatics >C5-C6	<10 µg/kg	TM089		<40	<40	<40	<40	<40	<40
Aliphatics >C6-C8	<10 µg/kg	TM089		<40	<40	<40	<40	<40	<40
Aliphatics >C8-C10	<10 µg/kg	TM089		<40	<40	<40	<40	<40	<40
Aliphatics >C10-C12	<10 µg/kg	TM089		<40	<40	<40	<40	<40	<40
Aliphatics >C12-C16	<100 µg/kg	TM173		<100	<100	<100	<100	<100	<100
Aliphatics >C16-C21	<100 µg/kg	TM173		<100	<100	<100	<100	<100	2530
Aliphatics >C21-C35	<100 µg/kg	TM173		<100	<100	<100	<100	<100	12400
Aliphatics >C35-C44	<100 µg/kg	TM173		<100	<100	<100	<100	<100	1340
Total Aliphatics >C12-C44	<100 µg/kg	TM173		<100	<100	<100	<100	<100	16300
Aromatics >EC5-EC7	<10 µg/kg	TM089		<40	<40	<40	<40	<40	<40
Aromatics >EC7-EC8	<10 µg/kg	TM089		<40	<40	<40	<40	<40	<40
Aromatics >EC8-EC10	<10 µg/kg	TM089		<40	<40	<40	<40	<40	<40
Aromatics >EC10-EC12	<10 µg/kg	TM089		<40	<40	<40	<40	<40	<40
Aromatics >EC12-EC16	<100 µg/kg	TM173		<100	<100	<100	<100	<100	<100
Aromatics >EC16-EC21	<100 µg/kg	TM173		<100	<100	<100	<100	<100	1110
Aromatics >EC21-EC35	<100 µg/kg	TM173		<100	<100	<100	<100	<100	6650
Aromatics >EC35-EC44	<100 µg/kg	TM173		<100	<100	<100	<100	<100	4360
Aromatics >EC40-EC44	<100 µg/kg	TM173		<100	<100	<100	<100	<100	2590
Total Aromatics >EC12-EC44	<100 µg/kg	TM173		<100	<100	<100	<100	<100	12100
Total Aliphatics & Aromatics >C5-C44	<100 µg/kg	TM173		<100	<100	<100	<100	<100	28400

PRELIMINARY/INTERIM REPORT

SDG:	150411-62	**Location:**	Coed Darcy	**Order Number:**	CD1181
Job:	H_ATKINS_LDC-335	**Customer:**	Atkins Global Ltd	**Report Number:**	310084
Client Reference:	POS	**Attention:**	Alex Mann	**Superseded Report:**	

TPH CWG (S)

Results Legend	
#	ISO17025 accredited.
M	*m*CERTS accredited.
aq	Aqueous / settled sample.
diss.filt	Dissolved / filtered sample.
tot.unfilt	Total / unfiltered sample.
*	Subcontracted test.
**	% recovery of the surrogate standard to check the efficiency of the method. The results of individual compounds within samples aren't corrected for the recovery
(F)	Trigger breach confirmed
1-5&+§@	Sample deviation (see appendix)

Component	LOD/Units	Method	Customer Sample R	POS 053	POS 055	POS 055	POS 055	POS 056	POS 056
			Depth (m)	0.50 - 0.50	0.50 - 0.50	0.50 - 0.50	1.50 - 1.50	0.50 - 0.50	0.50 - 0.50
			Sample Type	Soil/Solid	Soil/Solid	Soil/Solid	Soil/Solid	Soil/Solid	Soil/Solid
			Date Sampled	08/04/2015	08/04/2015	09/04/2015	09/04/2015	08/04/2015	09/04/2015
			Sample Time	.	.	.	.	.	.
			Date Received	11/04/2015	11/04/2015	11/04/2015	11/04/2015	11/04/2015	11/04/2015
			SDG Ref	150411-62	150411-62	150411-62	150411-62	150411-62	150411-62
			Lab Sample No.(s)	11163189	11162894	11163049	11163057	11162898	11163061
			AGS Reference						
GRO Surrogate % recovery**	%	TM089		79	59	111	59	73	97
GRO TOT (Moisture Corrected)	<44 µg/kg	TM089		<176 M	<176 M	<44 M	429 M	<176 M	<176 M
Methyl tertiary butyl ether (MTBE)	<5 µg/kg	TM089		<20 M	<20 M	<5 M	<20 M	<20 M	<20 M
Benzene	<10 µg/kg	TM089		<40 M	<40 M	<10 M	<40 M	<40 M	<40 M
Toluene	<2 µg/kg	TM089		<8 M	<8 M	<2 M	<8 M	<8 M	<8 M
Ethylbenzene	<3 µg/kg	TM089		<12 M	<12 M	<3 M	<12 M	<12 M	<12 M
m,p-Xylene	<6 µg/kg	TM089		<24 M	<24 M	<6 M	<24 M	<24 M	<24 M
o-Xylene	<3 µg/kg	TM089		<12 M	<12 M	<3 M	<12 M	<12 M	<12 M
sum of detected mpo xylene by GC	<9 µg/kg	TM089		<9	<9	<9	<9	<9	<9
sum of detected BTEX by GC	<24 µg/kg	TM089		<24	<24	<24	<24	<24	<24
Aliphatics >C5-C6	<10 µg/kg	TM089		<40	<40	<10	<40	<40	<40
Aliphatics >C6-C8	<10 µg/kg	TM089		<40	<40	<10	236	<40	<40
Aliphatics >C8-C10	<10 µg/kg	TM089		<40	<40	<10	79.1	<40	<40
Aliphatics >C10-C12	<10 µg/kg	TM089		<40	<40	<10	<40	<40	<40
Aliphatics >C12-C16	<100 µg/kg	TM173		<100	13600	<100	<100	14200	<100
Aliphatics >C16-C21	<100 µg/kg	TM173		18000	45700	<100	<100	57000	<100
Aliphatics >C21-C35	<100 µg/kg	TM173		54600	74500	<100	<100	174000	<100
Aliphatics >C35-C44	<100 µg/kg	TM173		11100	20500	<100	<100	45500	<100
Total Aliphatics >C12-C44	<100 µg/kg	TM173		83700	154000	<100	<100	290000	<100
Aromatics >EC5-EC7	<10 µg/kg	TM089		<40	<40	<10	<40	<40	<40
Aromatics >EC7-EC8	<10 µg/kg	TM089		<40	<40	<10	<40	<40	<40
Aromatics >EC8-EC10	<10 µg/kg	TM089		<40	<40	<10	53.1	<40	<40
Aromatics >EC10-EC12	<10 µg/kg	TM089		<40	<40	<10	<40	<40	<40
Aromatics >EC12-EC16	<100 µg/kg	TM173		<100	<100	<100	<100	1810	<100
Aromatics >EC16-EC21	<100 µg/kg	TM173		6400	7030	<100	<100	19600	391
Aromatics >EC21-EC35	<100 µg/kg	TM173		43700	39900	<100	<100	140000	4330
Aromatics >EC35-EC44	<100 µg/kg	TM173		15200	19800	<100	<100	65500	3830
Aromatics >EC40-EC44	<100 µg/kg	TM173		5260	8130	<100	<100	25900	1810
Total Aromatics >EC12-EC44	<100 µg/kg	TM173		65400	66700	<100	<100	227000	8560
Total Aliphatics & Aromatics >C5-C44	<100 µg/kg	TM173		144000	221000	<100	356	517000	8560

PRELIMINARY/INTERIM REPORT

SDG:	150411-62	**Location:**	Coed Darcy	**Order Number:**	CD1181
Job:	H_ATKINS_LDC-335	**Customer:**	Atkins Global Ltd	**Report Number:**	310084
Client Reference:	POS	**Attention:**	Alex Mann	**Superseded Report:**	

TPH CWG (S)

Results Legend	
#	ISO17025 accredited.
M	*m*CERTS accredited.
aq	Aqueous / settled sample.
diss.filt	Dissolved / filtered sample.
tot.unfilt	Total / unfiltered sample.
*	Subcontracted test.
**	% recovery of the surrogate standard to check the efficiency of the method. The results of individual compounds within samples aren't corrected for the recovery
(F)	Trigger breach confirmed
1-5&+§@	Sample deviation (see appendix)

Component	LOD/Units	Method	Customer Sample R	POS 056	POS 056	POS 057	POS 057	POS 057	POS 060
			Depth (m)	1.50 - 1.50	2.50 - 2.50	0.50 - 0.50	1.50 - 1.50	2.50 - 2.50	0.50 - 0.50
			Sample Type	Soil/Solid	Soil/Solid	Soil/Solid	Soil/Solid	Soil/Solid	Soil/Solid
			Date Sampled	09/04/2015	09/04/2015	09/04/2015	09/04/2015	09/04/2015	08/04/2015
			Sample Time	.	.	.	.	.	.
			Date Received	11/04/2015	11/04/2015	11/04/2015	11/04/2015	11/04/2015	11/04/2015
			SDG Ref	150411-62	150411-62	150411-62	150411-62	150411-62	150411-62
			Lab Sample No.(s)	11163066	11163070	11163075	11163079	11163083	11163107
			AGS Reference						
GRO Surrogate % recovery**	%	TM089		85	84	113	73	54	71
GRO TOT (Moisture Corrected)	<44 µg/kg	TM089		61000 M	213000 M	<176 M	277 M	497 M	<44 M
Methyl tertiary butyl ether (MTBE)	<5 µg/kg	TM089		<20 M	<20 M	<20 M	<20 M	<20 M	<5 M
Benzene	<10 µg/kg	TM089		<40 M	<40 M	<40 M	<40 M	<40 M	<10 M
Toluene	<2 µg/kg	TM089		<8 M	<8 M	<8 M	<8 M	<8 M	<2 M
Ethylbenzene	<3 µg/kg	TM089		<12 M	<12 M	<12 M	<12 M	<12 M	<3 M
m,p-Xylene	<6 µg/kg	TM089		<24 M	<24 M	<24 M	<24 M	<24 M	<6 M
o-Xylene	<3 µg/kg	TM089		<12 M	<12 M	<12 M	<12 M	<12 M	<3 M
sum of detected mpo xylene by GC	<9 µg/kg	TM089		<9	<9	<9	<9	<9	<9
sum of detected BTEX by GC	<24 µg/kg	TM089		<24	<24	<24	<24	<24	<24
Aliphatics >C5-C6	<10 µg/kg	TM089		<40	51.8	<40	<40	<40	<10
Aliphatics >C6-C8	<10 µg/kg	TM089		394	1030	<40	104	312	<10
Aliphatics >C8-C10	<10 µg/kg	TM089		7730	36600	<40	48.6	92.7	<10
Aliphatics >C10-C12	<10 µg/kg	TM089		28600	90500	<40	49.7	<40	<10
Aliphatics >C12-C16	<100 µg/kg	TM173		167000	235000	<100	<100	878	<100
Aliphatics >C16-C21	<100 µg/kg	TM173		3830	4840	<100	<100	<100	<100
Aliphatics >C21-C35	<100 µg/kg	TM173		<100	<100	<100	4140	2730	<100
Aliphatics >C35-C44	<100 µg/kg	TM173		<100	<100	<100	<100	<100	<100
Total Aliphatics >C12-C44	<100 µg/kg	TM173		171000	240000	<100	4140	3600	<100
Aromatics >EC5-EC7	<10 µg/kg	TM089		<40	<40	<40	<40	<40	<10
Aromatics >EC7-EC8	<10 µg/kg	TM089		<40	<40	<40	<40	<40	<10
Aromatics >EC8-EC10	<10 µg/kg	TM089		5160	24400	<40	<40	61	<10
Aromatics >EC10-EC12	<10 µg/kg	TM089		19100	60300	<40	<40	<40	<10
Aromatics >EC12-EC16	<100 µg/kg	TM173		19300	35400	<100	<100	<100	<100
Aromatics >EC16-EC21	<100 µg/kg	TM173		1090	4820	<100	<100	<100	<100
Aromatics >EC21-EC35	<100 µg/kg	TM173		<100	<100	<100	<100	182	<100
Aromatics >EC35-EC44	<100 µg/kg	TM173		<100	<100	<100	<100	<100	<100
Aromatics >EC40-EC44	<100 µg/kg	TM173		<100	<100	<100	<100	<100	<100
Total Aromatics >EC12-EC44	<100 µg/kg	TM173		20400	40300	<100	<100	182	<100
Total Aliphatics & Aromatics >C5-C44	<100 µg/kg	TM173		252000	493000	<100	4350	4280	<100

PRELIMINARY/INTERIM REPORT

SDG:	150411-62	**Location:**	Coed Darcy	**Order Number:**	CD1181
Job:	H_ATKINS_LDC-335	**Customer:**	Atkins Global Ltd	**Report Number:**	310084
Client Reference:	POS	**Attention:**	Alex Mann	**Superseded Report:**	

TPH CWG (S)

Results Legend	
#	ISO17025 accredited.
M	*m*CERTS accredited.
aq	Aqueous / settled sample.
diss.filt	Dissolved / filtered sample.
tot.unfilt	Total / unfiltered sample.
*	Subcontracted test.
**	% recovery of the surrogate standard to check the efficiency of the method. The results of individual compounds within samples aren't corrected for the recovery
(F)	Trigger breach confirmed
1-5&+§@	Sample deviation (see appendix)

Component	LOD/Units	Method	Customer Sample R	POS 060	POS 060	POS 060	POS 061	POS 061	POS 061
			Depth (m)	1.50 - 1.50	2.60 - 2.60	3.80 - 3.80	0.50 - 0.50	1.50 - 1.50	2.50 - 2.50
			Sample Type	Soil/Solid	Soil/Solid	Soil/Solid	Soil/Solid	Soil/Solid	Soil/Solid
			Date Sampled	08/04/2015	08/04/2015	08/04/2015	09/04/2015	08/04/2015	08/04/2015
			Sample Time	.	.	.	.	.	.
			Date Received	11/04/2015	11/04/2015	11/04/2015	11/04/2015	11/04/2015	11/04/2015
			SDG Ref	150411-62	150411-62	150411-62	150411-62	150411-62	150411-62
			Lab Sample No.(s)	11163111	11163118	11163123	11163087	11163091	11163097
			AGS Reference						
GRO Surrogate % recovery**	%	TM089		103	92	102	69	97	102
GRO TOT (Moisture Corrected)	<44 µg/kg	TM089		609 M	3590 M	1420000 M	<44 M	12400 M	101000 M
Methyl tertiary butyl ether (MTBE)	<5 µg/kg	TM089		<20 M	<5 M	<100 M	<5 M	<20 M	<20 M
Benzene	<10 µg/kg	TM089		<40 M	<10 M	<200 M	<10 M	<40 M	<40 M
Toluene	<2 µg/kg	TM089		<8 M	<2 M	<40 M	<2 M	<8 M	<8 M
Ethylbenzene	<3 µg/kg	TM089		<12 M	<3 M	<60 M	<3 M	<12 M	<12 M
m,p-Xylene	<6 µg/kg	TM089		<24 M	<6 M	<120 M	<6 M	<24 M	<24 M
o-Xylene	<3 µg/kg	TM089		<12 M	<3 M	<60 M	<3 M	<12 M	<12 M
sum of detected mpo xylene by GC	<9 µg/kg	TM089		<9	<9	<9	<9	<9	<9
sum of detected BTEX by GC	<24 µg/kg	TM089		<24	<24	<24	<24	<24	<24
Aliphatics >C5-C6	<10 µg/kg	TM089		<40	47.2	13300	<10	<40	<40
Aliphatics >C6-C8	<10 µg/kg	TM089		260	1040	440000	<10	107	270
Aliphatics >C8-C10	<10 µg/kg	TM089		103	766	332000	<10	1120	12700
Aliphatics >C10-C12	<10 µg/kg	TM089		<40	738	248000	<10	6230	47600
Aliphatics >C12-C16	<100 µg/kg	TM173		867	29600	105000	457	9360	83900
Aliphatics >C16-C21	<100 µg/kg	TM173		1160	1090	2840	19700	3400	<100
Aliphatics >C21-C35	<100 µg/kg	TM173		2280	1110	266	51400	8420	1030
Aliphatics >C35-C44	<100 µg/kg	TM173		<100	<100	<100	6740	<100	<100
Total Aliphatics >C12-C44	<100 µg/kg	TM173		4310	31800	108000	78300	21200	84900
Aromatics >EC5-EC7	<10 µg/kg	TM089		<40	<10	221	<10	<40	<40
Aromatics >EC7-EC8	<10 µg/kg	TM089		<40	<10	<200	<10	<40	<40
Aromatics >EC8-EC10	<10 µg/kg	TM089		68.4	511	221000	<10	748	8450
Aromatics >EC10-EC12	<10 µg/kg	TM089		<40	492	165000	<10	4150	31700
Aromatics >EC12-EC16	<100 µg/kg	TM173		<100	5270	17400	<100	<100	3690
Aromatics >EC16-EC21	<100 µg/kg	TM173		<100	<100	392	6140	1150	777
Aromatics >EC21-EC35	<100 µg/kg	TM173		<100	<100	<100	36700	5130	2580
Aromatics >EC35-EC44	<100 µg/kg	TM173		<100	<100	<100	10700	1730	8420
Aromatics >EC40-EC44	<100 µg/kg	TM173		<100	<100	<100	4370	368	4280
Total Aromatics >EC12-EC44	<100 µg/kg	TM173		<100	5270	17800	53500	8010	15500
Total Aliphatics & Aromatics >C5-C44	<100 µg/kg	TM173		4840	40600	1550000	132000	41600	201000

PRELIMINARY/INTERIM REPORT

SDG:	150411-62	**Location:**	Coed Darcy	**Order Number:**	CD1181
Job:	H_ATKINS_LDC-335	**Customer:**	Atkins Global Ltd	**Report Number:**	310084
Client Reference:	POS	**Attention:**	Alex Mann	**Superseded Report:**	

TPH CWG (S)

Results Legend	
#	ISO17025 accredited.
M	*m*CERTS accredited.
aq	Aqueous / settled sample.
diss.filt	Dissolved / filtered sample.
tot.unfilt	Total / unfiltered sample.
*	Subcontracted test.
**	% recovery of the surrogate standard to check the efficiency of the method. The results of individual compounds within samples aren't corrected for the recovery
(F)	Trigger breach confirmed
1-5&+§@	Sample deviation (see appendix)

Component	LOD/Units	Method	Customer Sample R	POS 062	POS 062	POS 063	POS 063	POS 064	POS 064
			Depth (m)	0.50 - 0.50	3.50 - 3.50	0.50 - 0.50	1.50 - 1.50	0.50 - 0.50	1.50 - 1.50
			Sample Type	Soil/Solid	Soil/Solid	Soil/Solid	Soil/Solid	Soil/Solid	Soil/Solid
			Date Sampled	08/04/2015	08/04/2015	08/04/2015	08/04/2015	08/04/2015	08/04/2015
			Sample Time	.	.	.	.	.	.
			Date Received	11/04/2015	11/04/2015	11/04/2015	11/04/2015	11/04/2015	11/04/2015
			SDG Ref	150411-62	150411-62	150411-62	150411-62	150411-62	150411-62
			Lab Sample No.(s)	11163167	11163171	11163162	11163152	11163143	11163147
			AGS Reference						
GRO Surrogate % recovery**	%	TM089		73	80	54	83	99	63
GRO TOT (Moisture Corrected)	<44 µg/kg	TM089		220 M	140000 M	396 M	<176 M	<176 M	15700 M
Methyl tertiary butyl ether (MTBE)	<5 µg/kg	TM089		<20 M	<20 M	<20 M	<20 M	<20 M	<20 M
Benzene	<10 µg/kg	TM089		<40 M	76.2 M	<40 M	<40 M	<40 M	<40 M
Toluene	<2 µg/kg	TM089		<8 M	<8 M	<8 M	<8 M	<8 M	<8 M
Ethylbenzene	<3 µg/kg	TM089		<12 M	<12 M	<12 M	<12 M	<12 M	<12 M
m,p-Xylene	<6 µg/kg	TM089		<24 M	<24 M	<24 M	<24 M	<24 M	<24 M
o-Xylene	<3 µg/kg	TM089		<12 M	<12 M	<12 M	<12 M	<12 M	<12 M
sum of detected mpo xylene by GC	<9 µg/kg	TM089		<9	<9	<9	<9	<9	<9
sum of detected BTEX by GC	<24 µg/kg	TM089		<24	76.2	<24	<24	<24	<24
Aliphatics >C5-C6	<10 µg/kg	TM089		<40	858	<40	<40	<40	<40
Aliphatics >C6-C8	<10 µg/kg	TM089		67.8	21900	149	<40	<40	221
Aliphatics >C8-C10	<10 µg/kg	TM089		56.5	36900	88.1	<40	<40	1590
Aliphatics >C10-C12	<10 µg/kg	TM089		<40	33300	47.5	<40	<40	7680
Aliphatics >C12-C16	<100 µg/kg	TM173		8080	252000	2790	7530	2950	34700
Aliphatics >C16-C21	<100 µg/kg	TM173		32900	66500	11500	5740	<100	34800
Aliphatics >C21-C35	<100 µg/kg	TM173		43700	39700	19800	9050	<100	47000
Aliphatics >C35-C44	<100 µg/kg	TM173		5130	5590	1700	<100	<100	3290
Total Aliphatics >C12-C44	<100 µg/kg	TM173		89800	364000	35800	22300	2950	120000
Aromatics >EC5-EC7	<10 µg/kg	TM089		<40	76.2	<40	<40	<40	<40
Aromatics >EC7-EC8	<10 µg/kg	TM089		<40	<40	<40	<40	<40	<40
Aromatics >EC8-EC10	<10 µg/kg	TM089		<40	24600	58.8	<40	<40	1060
Aromatics >EC10-EC12	<10 µg/kg	TM089		<40	22200	<40	<40	<40	5120
Aromatics >EC12-EC16	<100 µg/kg	TM173		1670	51300	493	<100	<100	8260
Aromatics >EC16-EC21	<100 µg/kg	TM173		11200	24100	7080	8050	<100	20500
Aromatics >EC21-EC35	<100 µg/kg	TM173		19100	28700	8800	17400	1680	33300
Aromatics >EC35-EC44	<100 µg/kg	TM173		3280	10700	<100	<100	899	<100
Aromatics >EC40-EC44	<100 µg/kg	TM173		1440	4090	<100	<100	642	<100
Total Aromatics >EC12-EC44	<100 µg/kg	TM173		35300	115000	16400	25400	2580	62000
Total Aliphatics & Aromatics >C5-C44	<100 µg/kg	TM173		125000	618000	52600	47700	5640	197000

PRELIMINARY/INTERIM REPORT

SDG:	150411-62	**Location:**	Coed Darcy	**Order Number:**	CD1181
Job:	H_ATKINS_LDC-335	**Customer:**	Atkins Global Ltd	**Report Number:**	310084
Client Reference:	POS	**Attention:**	Alex Mann	**Superseded Report:**	

TPH CWG (S)

Results Legend

#	ISO17025 accredited.
M	*m*CERTS accredited.
aq	Aqueous / settled sample.
diss.filt	Dissolved / filtered sample.
tot.unfilt	Total / unfiltered sample.
*	Subcontracted test.
**	% recovery of the surrogate standard to check the efficiency of the method. The results of individual compounds within samples aren't corrected for the recovery
(F)	Trigger breach confirmed
1-5&+§@	Sample deviation (see appendix)

Component	LOD/Units	Method	Customer Sample R	POS 065	POS 065	POS 065	ZDHP 001	ZDHP 002	ZDHP 003
			Depth (m)	0.50 - 0.50	1.80 - 1.80	3.20 - 3.20	0.50 - 0.50	0.50 - 0.50	0.50 - 0.50
			Sample Type	Soil/Solid	Soil/Solid	Soil/Solid	Soil/Solid	Soil/Solid	Soil/Solid
			Date Sampled	08/04/2015	08/04/2015	08/04/2015	09/04/2015	09/04/2015	09/04/2015
			Sample Time	.	.	.	.	.	.
			Date Received	11/04/2015	11/04/2015	11/04/2015	11/04/2015	11/04/2015	11/04/2015
			SDG Ref	150411-62	150411-62	150411-62	150411-62	150411-62	150411-62
			Lab Sample No.(s)	11163128	11163134	11163139	11163053	11163101	11163157
			AGS Reference						
GRO Surrogate % recovery**	%	TM089		99	89	74	93	75	93
GRO TOT (Moisture Corrected)	<44 µg/kg	TM089		<176 M	1060 M	269000 M	<176 M	<176 M	<176 M
Methyl tertiary butyl ether (MTBE)	<5 µg/kg	TM089		<20 M	<20 M	<20 M	<20 M	<20 M	<20 M
Benzene	<10 µg/kg	TM089		<40 M	<40 M	<40 M	<40 M	<40 M	<40 M
Toluene	<2 µg/kg	TM089		<8 M	<8 M	<8 M	<8 M	<8 M	<8 M
Ethylbenzene	<3 µg/kg	TM089		<12 M	<12 M	<12 M	<12 M	<12 M	<12 M
m,p-Xylene	<6 µg/kg	TM089		<24 M	<24 M	<24 M	<24 M	<24 M	<24 M
o-Xylene	<3 µg/kg	TM089		<12 M	<12 M	<12 M	<12 M	<12 M	<12 M
sum of detected mpo xylene by GC	<9 µg/kg	TM089		<9	<9	<9	<9	<9	<9
sum of detected BTEX by GC	<24 µg/kg	TM089		<24	<24	<24	<24	<24	<24
Aliphatics >C5-C6	<10 µg/kg	TM089		<40	<40	315	<40	<40	<40
Aliphatics >C6-C8	<10 µg/kg	TM089		<40	124	24700	<40	<40	<40
Aliphatics >C8-C10	<10 µg/kg	TM089		<40	240	50000	<40	<40	<40
Aliphatics >C10-C12	<10 µg/kg	TM089		<40	311	96700	<40	<40	<40
Aliphatics >C12-C16	<100 µg/kg	TM173		<100	<100	295000	<100	<100	<100
Aliphatics >C16-C21	<100 µg/kg	TM173		<100	<100	7020	<100	<100	<100
Aliphatics >C21-C35	<100 µg/kg	TM173		<100	<100	<100	<100	<100	<100
Aliphatics >C35-C44	<100 µg/kg	TM173		<100	<100	<100	<100	<100	<100
Total Aliphatics >C12-C44	<100 µg/kg	TM173		<100	<100	302000	<100	<100	<100
Aromatics >EC5-EC7	<10 µg/kg	TM089		<40	<40	44.5	<40	<40	<40
Aromatics >EC7-EC8	<10 µg/kg	TM089		<40	<40	<40	<40	<40	<40
Aromatics >EC8-EC10	<10 µg/kg	TM089		<40	159	33300	<40	<40	<40
Aromatics >EC10-EC12	<10 µg/kg	TM089		<40	208	64400	<40	<40	<40
Aromatics >EC12-EC16	<100 µg/kg	TM173		<100	<100	53100	<100	<100	<100
Aromatics >EC16-EC21	<100 µg/kg	TM173		<100	<100	4310	<100	<100	<100
Aromatics >EC21-EC35	<100 µg/kg	TM173		<100	<100	<100	6020	<100	12400
Aromatics >EC35-EC44	<100 µg/kg	TM173		<100	<100	<100	2320	<100	13300
Aromatics >EC40-EC44	<100 µg/kg	TM173		<100	<100	<100	<100	<100	<100
Total Aromatics >EC12-EC44	<100 µg/kg	TM173		<100	<100	57400	8340	<100	25700
Total Aliphatics & Aromatics >C5-C44	<100 µg/kg	TM173		<100	1060	629000	8340	<100	25700

PRELIMINARY/INTERIM REPORT

SDG:	150411-62	**Location:**	Coed Darcy	**Order Number:**	CD1181
Job:	H_ATKINS_LDC-335	**Customer:**	Atkins Global Ltd	**Report Number:**	310084
Client Reference:	POS	**Attention:**	Alex Mann	**Superseded Report:**	

TPH CWG (S)

Results Legend

#	ISO17025 accredited.
M	*m*CERTS accredited.
aq	Aqueous / settled sample.
diss.filt	Dissolved / filtered sample.
tot.unfilt	Total / unfiltered sample.
*	Subcontracted test.
**	% recovery of the surrogate standard to check the efficiency of the method. The results of individual compounds within samples aren't corrected for the recovery
(F)	Trigger breach confirmed
1-5&+§@	Sample deviation (see appendix)

Component	LOD/Units	Method	Customer Sample R	ZGHP 002	ZGHP 003	ZGHP 004			
			Depth (m)	0.50 - 0.50	0.50 - 0.50	0.50 - 0.50			
			Sample Type	Soil/Solid	Soil/Solid	Soil/Solid			
			Date Sampled	08/04/2015	08/04/2015	08/04/2015			
			Sample Time	.	.	.			
			Date Received	11/04/2015	11/04/2015	11/04/2015			
			SDG Ref	150411-62	150411-62	150411-62			
			Lab Sample No.(s)	11162890	11162935	11162993			
			AGS Reference						
GRO Surrogate % recovery**	%	TM089		87	96	87			
GRO TOT (Moisture Corrected)	<44 µg/kg	TM089		<176 M	<176 M	<176 M			
Methyl tertiary butyl ether (MTBE)	<5 µg/kg	TM089		<20 M	<20 M	<20 M			
Benzene	<10 µg/kg	TM089		<40 M	<40 M	<40 M			
Toluene	<2 µg/kg	TM089		<8 M	<8 M	<8 M			
Ethylbenzene	<3 µg/kg	TM089		<12 M	<12 M	<12 M			
m,p-Xylene	<6 µg/kg	TM089		<24 M	<24 M	<24 M			
o-Xylene	<3 µg/kg	TM089		<12 M	<12 M	<12 M			
sum of detected mpo xylene by GC	<9 µg/kg	TM089		<9	<9	<9			
sum of detected BTEX by GC	<24 µg/kg	TM089		<24	<24	<24			
Aliphatics >C5-C6	<10 µg/kg	TM089		<40	<40	<40			
Aliphatics >C6-C8	<10 µg/kg	TM089		<40	<40	<40			
Aliphatics >C8-C10	<10 µg/kg	TM089		<40	<40	<40			
Aliphatics >C10-C12	<10 µg/kg	TM089		<40	<40	<40			
Aliphatics >C12-C16	<100 µg/kg	TM173		<100	<100	<100			
Aliphatics >C16-C21	<100 µg/kg	TM173		<100	<100	<100			
Aliphatics >C21-C35	<100 µg/kg	TM173		<100	7350	<100			
Aliphatics >C35-C44	<100 µg/kg	TM173		<100	<100	<100			
Total Aliphatics >C12-C44	<100 µg/kg	TM173		<100	7350	<100			
Aromatics >EC5-EC7	<10 µg/kg	TM089		<40	<40	<40			
Aromatics >EC7-EC8	<10 µg/kg	TM089		<40	<40	<40			
Aromatics >EC8-EC10	<10 µg/kg	TM089		<40	<40	<40			
Aromatics >EC10-EC12	<10 µg/kg	TM089		<40	<40	<40			
Aromatics >EC12-EC16	<100 µg/kg	TM173		<100	<100	<100			
Aromatics >EC16-EC21	<100 µg/kg	TM173		<100	608	142			
Aromatics >EC21-EC35	<100 µg/kg	TM173		<100	4710	6450			
Aromatics >EC35-EC44	<100 µg/kg	TM173		<100	799	1310			
Aromatics >EC40-EC44	<100 µg/kg	TM173		<100	<100	<100			
Total Aromatics >EC12-EC44	<100 µg/kg	TM173		<100	6120	7910			
Total Aliphatics & Aromatics >C5-C44	<100 µg/kg	TM173		<100	13500	7910			

PRELIMINARY/INTERIM REPORT

SDG:	150411-62	**Location:**	Coed Darcy	**Order Number:**	CD1181
Job:	H_ATKINS_LDC-335	**Customer:**	Atkins Global Ltd	**Report Number:**	310084
Client Reference:	POS	**Attention:**	Alex Mann	**Superseded Report:**	

VOC MS (S)

Results Legend

#	ISO17025 accredited.
M	*m*CERTS accredited.
aq	Aqueous / settled sample.
diss.filt	Dissolved / filtered sample.
tot.unfilt	Total / unfiltered sample.
*	Subcontracted test.
**	% recovery of the surrogate standard to check the efficiency of the method. The results of individual compounds within samples aren't corrected for the recovery
(F)	Trigger breach confirmed
1-5&+§@	Sample deviation (see appendix)

Component	LOD/Units	Method	Customer Sample R	POS 036	POS 039	POS 040	POS 043	POS 043	POS 046
			Depth (m)	0.50 - 0.50	0.50 - 0.50	0.50 - 0.50	0.50 - 0.50	1.50 - 1.50	0.50 - 0.50
			Sample Type	Soil/Solid	Soil/Solid	Soil/Solid	Soil/Solid	Soil/Solid	Soil/Solid
			Date Sampled	08/04/2015	08/04/2015	08/04/2015	08/04/2015	08/04/2015	08/04/2015
			Sample Time	.	.	.	.	.	.
			Date Received	11/04/2015	11/04/2015	11/04/2015	11/04/2015	11/04/2015	11/04/2015
			SDG Ref	150411-62	150411-62	150411-62	150411-62	150411-62	150411-62
			Lab Sample No.(s)	11163038	11163017	11163007	11162971	11162978	11162953
			AGS Reference						
Dibromofluoromethane**	%	TM116		106	103	103	105	100	101
Toluene-d8**	%	TM116		99	91.5	89.4	99.2	92.5	97.8
4-Bromofluorobenzene**	%	TM116		87.4	74.2	69.9	90.5	72.6	94.1
Dichlorodifluoromethane	<6 µg/kg	TM116		<60 M	<6 M	<6 M	<60 M	<6 M	<6 M
Chloromethane	<7 µg/kg	TM116		<70 #	<7 #	<7 #	<70 #	<7 #	<7 #
Vinyl Chloride	<6 µg/kg	TM116		<60 M	<6 M	<6 M	<60 M	<6 M	<6 M
Bromomethane	<10 µg/kg	TM116		<100 M	<10 M	<10 M	<100 M	<10 M	<10 M
Chloroethane	<10 µg/kg	TM116		<100 M	<10 M	<10 M	<100 M	<10 M	<10 M
Trichlorofluorormethane	<6 µg/kg	TM116		<60 M	<6 M	<6 M	<60 M	<6 M	<6 M
1,1-Dichloroethene	<10 µg/kg	TM116		<100 #	<10 #	<10 #	<100 #	<10 #	<10 #
Carbon Disulphide	<7 µg/kg	TM116		<70 M	<7 M	<7 M	<70 M	<7 M	<7 M
Dichloromethane	<10 µg/kg	TM116		<100 #	<10 #	<10 #	<100 #	<10 #	<10 #
Methyl Tertiary Butyl Ether	<10 µg/kg	TM116		<100 M	<10 M	<10 M	<100 M	<10 M	<10 M
trans-1,2-Dichloroethene	<10 µg/kg	TM116		<100 M	<10 M	<10 M	<100 M	<10 M	<10 M
1,1-Dichloroethane	<8 µg/kg	TM116		<80 M	<8 M	<8 M	<80 M	<8 M	<8 M
cis-1,2-Dichloroethene	<6 µg/kg	TM116		<60 M	<6 M	<6 M	<60 M	<6 M	<6 M
2,2-Dichloropropane	<10 µg/kg	TM116		<100 M	<10 M	<10 M	<100 M	<10 M	<10 M
Bromochloromethane	<10 µg/kg	TM116		<100 M	<10 M	<10 M	<100 M	<10 M	<10 M
Chloroform	<8 µg/kg	TM116		<80 M	<8 M	<8 M	<80 M	<8 M	<8 M
1,1,1-Trichloroethane	<7 µg/kg	TM116		<70 M	<7 M	<7 M	<70 M	<7 M	<7 M
1,1-Dichloropropene	<10 µg/kg	TM116		<100 M	<10 M	<10 M	<100 M	<10 M	<10 M
Carbontetrachloride	<10 µg/kg	TM116		<100 M	<10 M	<10 M	<100 M	<10 M	<10 M
1,2-Dichloroethane	<5 µg/kg	TM116		<50 M	<5 M	<5 M	<50 M	<5 M	<5 M
Benzene	<9 µg/kg	TM116		<90 M	<9 M	<9 M	<90 M	<9 M	<9 M
Trichloroethene	<9 µg/kg	TM116		<90 #	23.1 #	<9 #	<90 #	<9 #	<9 #
1,2-Dichloropropane	<10 µg/kg	TM116		<100 M	<10 M	<10 M	<100 M	<10 M	<10 M
Dibromomethane	<9 µg/kg	TM116		<90 M	<9 M	<9 M	<90 M	<9 M	<9 M
Bromodichloromethane	<7 µg/kg	TM116		<70 M	<7 M	<7 M	<70 M	<7 M	<7 M
cis-1,3-Dichloropropene	<10 µg/kg	TM116		<100 M	<10 M	<10 M	<100 M	<10 M	<10 M
Toluene	<7 µg/kg	TM116		<70 M	<7 M	<7 M	<70 M	<7 M	<7 M
trans-1,3-Dichloropropene	<10 µg/kg	TM116		<100	<10	<10	<100	<10	<10
1,1,2-Trichloroethane	<10 µg/kg	TM116		<100 M	<10 M	<10 M	<100 M	<10 M	<10 M

PRELIMINARY/INTERIM REPORT

SDG:	150411-62	**Location:**	Coed Darcy	**Order Number:**	CD1181
Job:	H_ATKINS_LDC-335	**Customer:**	Atkins Global Ltd	**Report Number:**	310084
Client Reference:	POS	**Attention:**	Alex Mann	**Superseded Report:**	

VOC MS (S)

Results Legend

#	ISO17025 accredited.
M	*m*CERTS accredited.
aq	Aqueous / settled sample.
diss.filt	Dissolved / filtered sample.
tot.unfilt	Total / unfiltered sample.
*	Subcontracted test.
**	% recovery of the surrogate standard to check the efficiency of the method. The results of individual compounds within samples aren't corrected for the recovery
(F)	Trigger breach confirmed
1-5&+§@	Sample deviation (see appendix)

Component	LOD/Units	Method	Customer Sample R	POS 036	POS 039	POS 040	POS 043	POS 043	POS 046
			Depth (m)	0.50 - 0.50	0.50 - 0.50	0.50 - 0.50	0.50 - 0.50	1.50 - 1.50	0.50 - 0.50
			Sample Type	Soil/Solid	Soil/Solid	Soil/Solid	Soil/Solid	Soil/Solid	Soil/Solid
			Date Sampled	08/04/2015	08/04/2015	08/04/2015	08/04/2015	08/04/2015	08/04/2015
			Sample Time	.	.	.	.	.	.
			Date Received	11/04/2015	11/04/2015	11/04/2015	11/04/2015	11/04/2015	11/04/2015
			SDG Ref	150411-62	150411-62	150411-62	150411-62	150411-62	150411-62
			Lab Sample No.(s)	11163038	11163017	11163007	11162971	11162978	11162953
			AGS Reference						
1,3-Dichloropropane	<7 µg/kg	TM116		<70 M	<7 M	<7 M	<70 M	<7 M	<7 M
Tetrachloroethene	<5 µg/kg	TM116		<50 M	<5 M	<5 M	<50 M	<5 M	<5 M
Dibromochloromethane	<10 µg/kg	TM116		<100 M	<10 M	<10 M	<100 M	<10 M	<10 M
1,2-Dibromoethane	<10 µg/kg	TM116		<100 M	<10 M	<10 M	<100 M	<10 M	<10 M
Chlorobenzene	<5 µg/kg	TM116		<50 M	<5 M	<5 M	<50 M	<5 M	<5 M
1,1,1,2-Tetrachloroethane	<10 µg/kg	TM116		<100 M	<10 M	<10 M	<100 M	<10 M	<10 M
Ethylbenzene	<4 µg/kg	TM116		<40 M	<4 M	<4 M	<40 M	<4 M	<4 M
p/m-Xylene	<10 µg/kg	TM116		<100 #	<10 #	<10 #	<100 #	<10 #	<10 #
o-Xylene	<10 µg/kg	TM116		<100 M	<10 M	<10 M	<100 M	<10 M	<10 M
Styrene	<10 µg/kg	TM116		<100 #	<10 #	<10 #	<100 #	<10 #	<10 #
Bromoform	<10 µg/kg	TM116		<100 M	<10 M	<10 M	<100 M	<10 M	<10 M
Isopropylbenzene	<5 µg/kg	TM116		<50 #	<5 #	<5 #	<50 #	<5 #	<5 #
1,1,2,2-Tetrachloroethane	<10 µg/kg	TM116		<100 M	<10 M	<10 M	<100 M	<10 M	<10 M
1,2,3-Trichloropropane	<16 µg/kg	TM116		<160 M	<16 M	<16 M	<160 M	<16 M	<16 M
Bromobenzene	<10 µg/kg	TM116		<100 M	<10 M	<10 M	<100 M	<10 M	<10 M
Propylbenzene	<10 µg/kg	TM116		<100 M	<10 M	<10 M	<100 M	<10 M	<10 M
2-Chlorotoluene	<9 µg/kg	TM116		<90 M	<9 M	<9 M	<90 M	<9 M	<9 M
1,3,5-Trimethylbenzene	<8 µg/kg	TM116		<80 M	<8 M	<8 M	<80 M	<8 M	<8 M
4-Chlorotoluene	<10 µg/kg	TM116		<100 M	<10 M	<10 M	<100 M	<10 M	<10 M
tert-Butylbenzene	<14 µg/kg	TM116		<140 M	<14 M	<14 M	<140 M	<14 M	<14 M
1,2,4-Trimethylbenzene	<9 µg/kg	TM116		<90 #	<9 #	<9 #	<90 #	<9 #	<9 #
sec-Butylbenzene	<10 µg/kg	TM116		<100 M	<10 M	<10 M	<100 M	<10 M	<10 M
4-Isopropyltoluene	<10 µg/kg	TM116		<100 M	<10 M	<10 M	<100 M	<10 M	<10 M
1,3-Dichlorobenzene	<8 µg/kg	TM116		<80 M	<8 M	<8 M	<80 M	<8 M	<8 M
1,4-Dichlorobenzene	<5 µg/kg	TM116		<50 M	<5 M	<5 M	<50 M	<5 M	<5 M
n-Butylbenzene	<11 µg/kg	TM116		<110	<11	<11	<110	<11	<11
1,2-Dichlorobenzene	<10 µg/kg	TM116		<100 M	<10 M	<10 M	<100 M	<10 M	<10 M
1,2-Dibromo-3-chloropropane	<14 µg/kg	TM116		<140 M	<14 M	<14 M	<140 M	<14 M	<14 M
Tert-amyl methyl ether	<10 µg/kg	TM116		<100 #	<10 #	<10 #	<100 #	<10 #	<10 #
1,2,4-Trichlorobenzene	<20 µg/kg	TM116		<200	<20	<20	<200	<20	<20
Hexachlorobutadiene	<20 µg/kg	TM116		<200	<20	<20	<200	<20	<20
Naphthalene	<13 µg/kg	TM116		<130 M	<13 M	<13 M	<130 M	<13 M	<13 M

PRELIMINARY/INTERIM REPORT

SDG:	150411-62	**Location:**	Coed Darcy	**Order Number:**	CD1181
Job:	H_ATKINS_LDC-335	**Customer:**	Atkins Global Ltd	**Report Number:**	310084
Client Reference:	POS	**Attention:**	Alex Mann	**Superseded Report:**	

VOC MS (S)

Results Legend		Customer Sample R	POS 036	POS 039	POS 040	POS 043	POS 043	POS 046
#	ISO17025 accredited.							
M	*m*CERTS accredited.							
aq	Aqueous / settled sample.	Depth (m)	0.50 - 0.50	0.50 - 0.50	0.50 - 0.50	0.50 - 0.50	1.50 - 1.50	0.50 - 0.50
diss.filt	Dissolved / filtered sample.	Sample Type	Soil/Solid	Soil/Solid	Soil/Solid	Soil/Solid	Soil/Solid	Soil/Solid
tot.unfilt	Total / unfiltered sample.	Date Sampled	08/04/2015	08/04/2015	08/04/2015	08/04/2015	08/04/2015	08/04/2015
*	Subcontracted test.	Sample Time	.	.	.	.	.	.
**	% recovery of the surrogate standard to check the efficiency of the method. The results of individual compounds within samples aren't corrected for the recovery	Date Received	11/04/2015	11/04/2015	11/04/2015	11/04/2015	11/04/2015	11/04/2015
		SDG Ref	150411-62	150411-62	150411-62	150411-62	150411-62	150411-62
(F)	Trigger breach confirmed	Lab Sample No.(s)	11163038	11163017	11163007	11162971	11162978	11162953
1-5&+§@	Sample deviation (see appendix)	AGS Reference						

Component	LOD/Units	Method						
1,2,3-Trichlorobenzene	<20 µg/kg	TM116	<200 #	<20 #	<20 #	<200 #	<20 #	<20 #

PRELIMINARY/INTERIM REPORT

SDG:	150411-62	**Location:**	Coed Darcy	**Order Number:**	CD1181
Job:	H_ATKINS_LDC-335	**Customer:**	Atkins Global Ltd	**Report Number:**	310084
Client Reference:	POS	**Attention:**	Alex Mann	**Superseded Report:**	

VOC MS (S)

Results Legend

#	ISO17025 accredited.
M	*m*CERTS accredited.
aq	Aqueous / settled sample.
diss.filt	Dissolved / filtered sample.
tot.unfilt	Total / unfiltered sample.
*	Subcontracted test.
**	% recovery of the surrogate standard to check the efficiency of the method. The results of individual compounds within samples aren't corrected for the recovery
(F)	Trigger breach confirmed
1-5&+§@	Sample deviation (see appendix)

Component	LOD/Units	Method	Customer Sample R	POS 049	POS 055	ZDHP 003	ZGHP 002		
			Depth (m)	1.50	0.50 - 0.50	0.50 - 0.50	0.50 - 0.50		
			Sample Type	Soil/Solid	Soil/Solid	Soil/Solid	Soil/Solid		
			Date Sampled	08/04/2015	08/04/2015	09/04/2015	08/04/2015		
			Sample Time	.	.	.	.		
			Date Received	11/04/2015	11/04/2015	11/04/2015	11/04/2015		
			SDG Ref	150411-62	150411-62	150411-62	150411-62		
			Lab Sample No.(s)	11162923	11162894	11163157	11162890		
			AGS Reference						
Dibromofluoromethane**	%	TM116		99.9	95.4	98.7	96.2		
Toluene-d8**	%	TM116		96.1	87.3	90.3	94.5		
4-Bromofluorobenzene**	%	TM116		91.7	71.7	73.2	83.4		
Dichlorodifluoromethane	<6 µg/kg	TM116		<6 M	<12 M	<12 M	<6 M		
Chloromethane	<7 µg/kg	TM116		<7 #	<14 #	<14 #	<7 #		
Vinyl Chloride	<6 µg/kg	TM116		<6 M	<12 M	<12 M	<6 M		
Bromomethane	<10 µg/kg	TM116		<10 M	<20 M	<20 M	<10 M		
Chloroethane	<10 µg/kg	TM116		<10 M	<20 M	<20 M	<10 M		
Trichlorofluorormethane	<6 µg/kg	TM116		<6 M	<12 M	<12 M	<6 M		
1,1-Dichloroethene	<10 µg/kg	TM116		<10 #	<20 #	<20 #	<10 #		
Carbon Disulphide	<7 µg/kg	TM116		<7 M	<14 M	<14 M	<7 M		
Dichloromethane	<10 µg/kg	TM116		<10 #	<20 #	<20 #	<10 #		
Methyl Tertiary Butyl Ether	<10 µg/kg	TM116		<10 M	<20 M	<20 M	<10 M		
trans-1,2-Dichloroethene	<10 µg/kg	TM116		<10 M	<20 M	<20 M	<10 M		
1,1-Dichloroethane	<8 µg/kg	TM116		<8 M	<16 M	<16 M	<8 M		
cis-1,2-Dichloroethene	<6 µg/kg	TM116		<6 M	<12 M	<12 M	<6 M		
2,2-Dichloropropane	<10 µg/kg	TM116		<10 M	<20 M	<20 M	<10 M		
Bromochloromethane	<10 µg/kg	TM116		<10 M	<20 M	<20 M	<10 M		
Chloroform	<8 µg/kg	TM116		<8 M	<16 M	<16 M	<8 M		
1,1,1-Trichloroethane	<7 µg/kg	TM116		<7 M	<14 M	<14 M	<7 M		
1,1-Dichloropropene	<10 µg/kg	TM116		<10 M	<20 M	<20 M	<10 M		
Carbontetrachloride	<10 µg/kg	TM116		<10 M	<20 M	<20 M	<10 M		
1,2-Dichloroethane	<5 µg/kg	TM116		<5 M	<10 M	<10 M	<5 M		
Benzene	<9 µg/kg	TM116		<9 M	<18 M	<18 M	<9 M		
Trichloroethene	<9 µg/kg	TM116		<9 #	<18 #	<18 #	<9 #		
1,2-Dichloropropane	<10 µg/kg	TM116		<10 M	<20 M	<20 M	<10 M		
Dibromomethane	<9 µg/kg	TM116		<9 M	<18 M	<18 M	<9 M		
Bromodichloromethane	<7 µg/kg	TM116		<7 M	<14 M	<14 M	<7 M		
cis-1,3-Dichloropropene	<10 µg/kg	TM116		<10 M	<20 M	<20 M	<10 M		
Toluene	<7 µg/kg	TM116		<7 M	<14 M	<14 M	<7 M		
trans-1,3-Dichloropropene	<10 µg/kg	TM116		<10	<20	<20	<10		
1,1,2-Trichloroethane	<10 µg/kg	TM116		<10 M	<20 M	<20 M	<10 M		

PRELIMINARY/INTERIM REPORT

SDG:	150411-62	**Location:**	Coed Darcy	**Order Number:**	CD1181
Job:	H_ATKINS_LDC-335	**Customer:**	Atkins Global Ltd	**Report Number:**	310084
Client Reference:	POS	**Attention:**	Alex Mann	**Superseded Report:**	

VOC MS (S)

Results Legend

#	ISO17025 accredited.
M	*m*CERTS accredited.
aq	Aqueous / settled sample.
diss.filt	Dissolved / filtered sample.
tot.unfilt	Total / unfiltered sample.
*	Subcontracted test.
**	% recovery of the surrogate standard to check the efficiency of the method. The results of individual compounds within samples aren't corrected for the recovery
(F)	Trigger breach confirmed
1-5&+§@	Sample deviation (see appendix)

Component	LOD/Units	Method	Customer Sample R	POS 049	POS 055	ZDHP 003	ZGHP 002		
			Depth (m)	1.50	0.50 - 0.50	0.50 - 0.50	0.50 - 0.50		
			Sample Type	Soil/Solid	Soil/Solid	Soil/Solid	Soil/Solid		
			Date Sampled	08/04/2015	08/04/2015	09/04/2015	08/04/2015		
			Sample Time	.	.	.	.		
			Date Received	11/04/2015	11/04/2015	11/04/2015	11/04/2015		
			SDG Ref	150411-62	150411-62	150411-62	150411-62		
			Lab Sample No.(s)	11162923	11162894	11163157	11162890		
			AGS Reference						
1,3-Dichloropropane	<7 µg/kg	TM116		<7 M	<14 M	<14 M	<7 M		
Tetrachloroethene	<5 µg/kg	TM116		<5 M	<10 M	<10 M	<5 M		
Dibromochloromethane	<10 µg/kg	TM116		<10 M	<20 M	<20 M	<10 M		
1,2-Dibromoethane	<10 µg/kg	TM116		<10 M	<20 M	<20 M	<10 M		
Chlorobenzene	<5 µg/kg	TM116		<5 M	<10 M	<10 M	<5 M		
1,1,1,2-Tetrachloroethane	<10 µg/kg	TM116		<10 M	<20 M	<20 M	<10 M		
Ethylbenzene	<4 µg/kg	TM116		<4 M	<8 M	<8 M	<4 M		
p/m-Xylene	<10 µg/kg	TM116		<10 #	<20 #	<20 #	<10 #		
o-Xylene	<10 µg/kg	TM116		<10 M	<20 M	<20 M	<10 M		
Styrene	<10 µg/kg	TM116		<10 #	<20 #	<20 #	<10 #		
Bromoform	<10 µg/kg	TM116		<10 M	<20 M	<20 M	<10 M		
Isopropylbenzene	<5 µg/kg	TM116		<5 #	<10 #	<10 #	<5 #		
1,1,2,2-Tetrachloroethane	<10 µg/kg	TM116		<10 M	<20 M	<20 M	<10 M		
1,2,3-Trichloropropane	<16 µg/kg	TM116		<16 M	<32 M	<32 M	<16 M		
Bromobenzene	<10 µg/kg	TM116		<10 M	<20 M	<20 M	<10 M		
Propylbenzene	<10 µg/kg	TM116		<10 M	<20 M	<20 M	<10 M		
2-Chlorotoluene	<9 µg/kg	TM116		<9 M	<18 M	<18 M	<9 M		
1,3,5-Trimethylbenzene	<8 µg/kg	TM116		<8 M	<16 M	<16 M	<8 M		
4-Chlorotoluene	<10 µg/kg	TM116		<10 M	<20 M	<20 M	<10 M		
tert-Butylbenzene	<14 µg/kg	TM116		<14 M	<28 M	<28 M	<14 M		
1,2,4-Trimethylbenzene	<9 µg/kg	TM116		<9 #	<18 #	<18 #	<9 #		
sec-Butylbenzene	<10 µg/kg	TM116		<10 M	<20 M	<20 M	<10 M		
4-Isopropyltoluene	<10 µg/kg	TM116		<10 M	<20 M	<20 M	<10 M		
1,3-Dichlorobenzene	<8 µg/kg	TM116		<8 M	<16 M	<16 M	<8 M		
1,4-Dichlorobenzene	<5 µg/kg	TM116		<5 M	<10 M	<10 M	<5 M		
n-Butylbenzene	<11 µg/kg	TM116		<11	<22	<22	<11		
1,2-Dichlorobenzene	<10 µg/kg	TM116		<10 M	<20 M	<20 M	<10 M		
1,2-Dibromo-3-chloropropane	<14 µg/kg	TM116		<14 M	<28 M	<28 M	<14 M		
Tert-amyl methyl ether	<10 µg/kg	TM116		<10 #	<20 #	<20 #	<10 #		
1,2,4-Trichlorobenzene	<20 µg/kg	TM116		<20	<40	<40	<20		
Hexachlorobutadiene	<20 µg/kg	TM116		<20	<40	<40	<20		
Naphthalene	<13 µg/kg	TM116		<13 M	<26 M	<26 M	<13 M		

PRELIMINARY/INTERIM REPORT

SDG:	150411-62	**Location:**	Coed Darcy	**Order Number:**	CD1181
Job:	H_ATKINS_LDC-335	**Customer:**	Atkins Global Ltd	**Report Number:**	310084
Client Reference:	POS	**Attention:**	Alex Mann	**Superseded Report:**	

VOC MS (S)

Results Legend	
#	ISO17025 accredited.
M	*m*CERTS accredited.
aq	Aqueous / settled sample.
diss.filt	Dissolved / filtered sample.
tot.unfilt	Total / unfiltered sample.
*	Subcontracted test.
**	% recovery of the surrogate standard to check the efficiency of the method. The results of individual compounds within samples aren't corrected for the recovery
(F)	Trigger breach confirmed
1-5&+§@	Sample deviation (see appendix)

Component	LOD/Units	Method	Customer Sample R	POS 049	POS 055	ZDHP 003	ZGHP 002		
			Depth (m)	1.50	0.50 - 0.50	0.50 - 0.50	0.50 - 0.50		
			Sample Type	Soil/Solid	Soil/Solid	Soil/Solid	Soil/Solid		
			Date Sampled	08/04/2015	08/04/2015	09/04/2015	08/04/2015		
			Sample Time	.	.	.	.		
			Date Received	11/04/2015	11/04/2015	11/04/2015	11/04/2015		
			SDG Ref	150411-62	150411-62	150411-62	150411-62		
			Lab Sample No.(s)	11162923	11162894	11163157	11162890		
			AGS Reference						
1,2,3-Trichlorobenzene	<20 µg/kg	TM116		<20 #	<40 #	<40 #	<20 #		

PRELIMINARY/INTERIM REPORT

SDG:	150411-62	**Location:**	Coed Darcy	**Order Number:**	CD1181
Job:	H_ATKINS_LDC-335	**Customer:**	Atkins Global Ltd	**Report Number:**	310084
Client Reference:	POS	**Attention:**	Alex Mann	**Superseded Report:**	

Table of Results - Appendix

Method No	Reference	Description	Wet/Dry Sample [1]	Surrogate Corrected
ASB_PREP				
PM001		Preparation of Samples for Metals Analysis		
PM024	Modified BS 1377	Soil preparation including homogenisation, moisture screens of soils for Asbestos Containing Material		
TM048	HSG 248, Asbestos: The analysts' guide for sampling, analysis and clearance procedures	Identification of Asbestos in Bulk Material		
TM089	Modified: US EPA Methods 8020 & 602	Determination of Gasoline Range Hydrocarbons (GRO) and BTEX (MTBE) compounds by Headspace GC-FID (C4-C12)		
TM116	Modified: US EPA Method 8260, 8120, 8020, 624, 610 & 602	Determination of Volatile Organic Compounds by Headspace / GC-MS		
TM132	In - house Method	ELTRA CS800 Operators Guide		
TM133	BS 1377: Part 3 1990;BS 6068-2.5	Determination of pH in Soil and Water using the GLpH pH Meter		
TM157	HP 6890 Gas Chromatograph (GC) system and HP 5973 Mass Selective Detector (MSD).	Determination of SVOC in Soils by GC-MS extracted by sonication in DCM/Acetone		
TM168	EPA Method 8082, Polychlorinated Biphenyls by Gas Chromatography	Determination of WHO12 and EC7 Polychlorinated Biphenyl Congeners by GC-MS in Soils		
TM173	Analysis of Petroleum Hydrocarbons in Environmental Media – Total Petroleum Hydrocarbon Criteria	Determination of Speciated Extractable Petroleum Hydrocarbons in Soils by GC-FID		
TM181	US EPA Method 6010B	Determination of Routine Metals in Soil by iCap 6500 Duo ICP-OES		
TM218	Microwave extraction – EPA method 3546	Microwave extraction - EPA method 3546		

[1] Applies to Solid samples only. DRY indicates samples have been dried at 35°C. NA = not applicable.

PRELIMINARY/INTERIM REPORT

SDG:	150411-62	**Location:**	Coed Darcy	**Order Number:**	CD1181
Job:	H_ATKINS_LDC-335	**Customer:**	Atkins Global Ltd	**Report Number:**	310084
Client Reference:	POS	**Attention:**	Alex Mann	**Superseded Report:**	

Test Completion Dates

Lab Sample No(s)	11163038	11163043	11163033	11163029	11163017	11163024	11163007	11163012	11163002	11162985
Customer Sample Ref.	POS 036	POS 036	POS 037	POS 038	POS 039	POS 039	POS 040	POS 040	POS 041	POS 042
AGS Ref.										
Depth	0.50 - 0.50	1.50 - 1.50	0.50 - 0.50	0.50 - 0.50	0.50 - 0.50	1.50 - 1.50	0.50 - 0.50	1.50 - 1.50	0.50 - 0.50	0.50 - 0.50
Type	SOLID	SOLID	SOLID	SOLID	SOLID	SOLID	SOLID	SOLID	SOLID	SOLID
EPH CWG (Aliphatic) GC (S)	19-Apr-2015	20-Apr-2015	19-Apr-2015	21-Apr-2015	19-Apr-2015	20-Apr-2015	19-Apr-2015	20-Apr-2015	19-Apr-2015	19-Apr-2015
EPH CWG (Aromatic) GC (S)	19-Apr-2015	20-Apr-2015	19-Apr-2015	21-Apr-2015	19-Apr-2015	20-Apr-2015	19-Apr-2015	20-Apr-2015	19-Apr-2015	19-Apr-2015
GRO by GC-FID (S)	19-Apr-2015	18-Apr-2015	19-Apr-2015	19-Apr-2015	19-Apr-2015	18-Apr-2015	19-Apr-2015	18-Apr-2015	19-Apr-2015	19-Apr-2015
Metals in solid samples by OES	20-Apr-2015	17-Apr-2015	16-Apr-2015	18-Apr-2015	17-Apr-2015	16-Apr-2015	20-Apr-2015	16-Apr-2015	17-Apr-2015	17-Apr-2015
PAH by GCMS	22-Apr-2015	19-Apr-2015	22-Apr-2015	20-Apr-2015	22-Apr-2015	18-Apr-2015	20-Apr-2015	18-Apr-2015	18-Apr-2015	22-Apr-2015
PCBs by GCMS	19-Apr-2015	19-Apr-2015	17-Apr-2015	21-Apr-2015			19-Apr-2015	17-Apr-2015	19-Apr-2015	17-Apr-2015
pH	22-Apr-2015	21-Apr-2015	22-Apr-2015	22-Apr-2015	22-Apr-2015	21-Apr-2015	22-Apr-2015	21-Apr-2015	22-Apr-2015	22-Apr-2015
Sample description	14-Apr-2015	13-Apr-2015	14-Apr-2015	15-Apr-2015	14-Apr-2015	13-Apr-2015	14-Apr-2015	13-Apr-2015	14-Apr-2015	14-Apr-2015
Semi Volatile Organic Compounds	19-Apr-2015				19-Apr-2015		19-Apr-2015			
Total Organic Carbon			20-Apr-2015					17-Apr-2015		20-Apr-2015
TPH CWG GC (S)	19-Apr-2015	20-Apr-2015	19-Apr-2015	21-Apr-2015	19-Apr-2015	20-Apr-2015	19-Apr-2015	20-Apr-2015	19-Apr-2015	19-Apr-2015
VOC MS (S)	21-Apr-2015				20-Apr-2015		20-Apr-2015			

Lab Sample No(s)	11162971	11162978	11162967	11163176	11162957	11162963	11162953	11162944	11162949	11162927
Customer Sample Ref.	POS 043	POS 043	POS 044	POS 044	POS 045	POS 045	POS 046	POS 047	POS 047	POS 048
AGS Ref.										
Depth	0.50 - 0.50	1.50 - 1.50	0.50 - 0.50	1.50 - 1.50	0.50 - 0.50	1.10 - 1.10	0.50 - 0.50	0.50 - 0.50	1.50 - 1.50	0.50 - 0.50
Type	SOLID	SOLID	SOLID	SOLID	SOLID	SOLID	SOLID	SOLID	SOLID	SOLID
EPH CWG (Aliphatic) GC (S)	20-Apr-2015	20-Apr-2015	20-Apr-2015	20-Apr-2015	20-Apr-2015	20-Apr-2015	20-Apr-2015	20-Apr-2015	20-Apr-2015	19-Apr-2015
EPH CWG (Aromatic) GC (S)	20-Apr-2015	20-Apr-2015	20-Apr-2015	20-Apr-2015	20-Apr-2015	20-Apr-2015	20-Apr-2015	20-Apr-2015	20-Apr-2015	19-Apr-2015
GRO by GC-FID (S)	19-Apr-2015	18-Apr-2015	19-Apr-2015	18-Apr-2015	19-Apr-2015	18-Apr-2015	18-Apr-2015	20-Apr-2015	21-Apr-2015	20-Apr-2015
Metals in solid samples by OES	21-Apr-2015	16-Apr-2015	17-Apr-2015	16-Apr-2015	16-Apr-2015	16-Apr-2015	16-Apr-2015	17-Apr-2015	16-Apr-2015	17-Apr-2015
PAH by GCMS	21-Apr-2015	19-Apr-2015	22-Apr-2015	18-Apr-2015	22-Apr-2015	18-Apr-2015	21-Apr-2015	21-Apr-2015	19-Apr-2015	22-Apr-2015
pH	22-Apr-2015	21-Apr-2015	22-Apr-2015	21-Apr-2015	22-Apr-2015	21-Apr-2015	22-Apr-2015	22-Apr-2015	21-Apr-2015	22-Apr-2015
Sample description	14-Apr-2015	13-Apr-2015	14-Apr-2015	13-Apr-2015	14-Apr-2015	13-Apr-2015	14-Apr-2015	14-Apr-2015	13-Apr-2015	14-Apr-2015
Semi Volatile Organic Compounds	19-Apr-2015	18-Apr-2015					19-Apr-2015			
Total Organic Carbon						17-Apr-2015			17-Apr-2015	
TPH CWG GC (S)	21-Apr-2015	21-Apr-2015	21-Apr-2015	20-Apr-2015	21-Apr-2015	21-Apr-2015	21-Apr-2015	21-Apr-2015	21-Apr-2015	20-Apr-2015
VOC MS (S)	21-Apr-2015	20-Apr-2015					20-Apr-2015			

Lab Sample No(s)	11162931	11162940	11162919	11162923	11162911	11162915	11162902	11162906	11163180	11163185
Customer Sample Ref.	POS 048	POS 048	POS 049	POS 049	POS 050	POS 050	POS 051	POS 051	POS 052	POS 052
AGS Ref.										
Depth	1.50 - 1.50	2.50 - 2.50	0.50 - 0.50	1.50	0.50 - 0.50	1.50 - 1.50	0.50 - 0.50	1.50 - 1.50	0.50 - 0.50	1.50 - 1.50
Type	SOLID	SOLID	SOLID	SOLID	SOLID	SOLID	SOLID	SOLID	SOLID	SOLID
EPH CWG (Aliphatic) GC (S)	20-Apr-2015	20-Apr-2015	22-Apr-2015	20-Apr-2015	19-Apr-2015	20-Apr-2015	20-Apr-2015	20-Apr-2015	20-Apr-2015	20-Apr-2015
EPH CWG (Aromatic) GC (S)	20-Apr-2015	20-Apr-2015	22-Apr-2015	20-Apr-2015	19-Apr-2015	20-Apr-2015	20-Apr-2015	20-Apr-2015	20-Apr-2015	20-Apr-2015
GRO by GC-FID (S)	21-Apr-2015	20-Apr-2015	20-Apr-2015	18-Apr-2015	18-Apr-2015	20-Apr-2015	18-Apr-2015	18-Apr-2015	20-Apr-2015	18-Apr-2015
Metals in solid samples by OES	15-Apr-2015	15-Apr-2015	17-Apr-2015	15-Apr-2015	17-Apr-2015	17-Apr-2015	17-Apr-2015	16-Apr-2015	17-Apr-2015	16-Apr-2015
PAH by GCMS	22-Apr-2015	19-Apr-2015	19-Apr-2015	19-Apr-2015	22-Apr-2015	19-Apr-2015	19-Apr-2015	22-Apr-2015	19-Apr-2015	18-Apr-2015
pH	21-Apr-2015	21-Apr-2015	22-Apr-2015	21-Apr-2015	22-Apr-2015	21-Apr-2015	21-Apr-2015	21-Apr-2015	22-Apr-2015	21-Apr-2015
Sample description	13-Apr-2015	13-Apr-2015	14-Apr-2015	13-Apr-2015	14-Apr-2015	13-Apr-2015	14-Apr-2015	13-Apr-2015	14-Apr-2015	13-Apr-2015
Semi Volatile Organic Compounds				18-Apr-2015						
Total Organic Carbon	17-Apr-2015		20-Apr-2015					17-Apr-2015	20-Apr-2015	
TPH CWG GC (S)	21-Apr-2015	21-Apr-2015	22-Apr-2015	21-Apr-2015	19-Apr-2015	21-Apr-2015	21-Apr-2015	21-Apr-2015	21-Apr-2015	21-Apr-2015
VOC MS (S)				20-Apr-2015						

Lab Sample No(s)	11163189	11162894	11163049	11163057	11162898	11163061	11163066	11163070	11163075	11163079
Customer Sample Ref.	POS 053	POS 055	POS 055	POS 055	POS 056	POS 056	POS 056	POS 056	POS 057	POS 057
AGS Ref.										
Depth	0.50 - 0.50	0.50 - 0.50	0.50 - 0.50	1.50 - 1.50	0.50 - 0.50	0.50 - 0.50	1.50 - 1.50	2.50 - 2.50	0.50 - 0.50	1.50 - 1.50
Type	SOLID	SOLID	SOLID	SOLID	SOLID	SOLID	SOLID	SOLID	SOLID	SOLID
EPH CWG (Aliphatic) GC (S)	22-Apr-2015	20-Apr-2015	20-Apr-2015	20-Apr-2015	22-Apr-2015	20-Apr-2015	20-Apr-2015	20-Apr-2015	20-Apr-2015	22-Apr-2015
EPH CWG (Aromatic) GC (S)	22-Apr-2015	20-Apr-2015	20-Apr-2015	20-Apr-2015	22-Apr-2015	20-Apr-2015	20-Apr-2015	20-Apr-2015	20-Apr-2015	22-Apr-2015
GRO by GC-FID (S)	20-Apr-2015	20-Apr-2015	20-Apr-2015	21-Apr-2015	18-Apr-2015	18-Apr-2015	21-Apr-2015	21-Apr-2015	18-Apr-2015	21-Apr-2015
Metals in solid samples by OES	17-Apr-2015	17-Apr-2015	17-Apr-2015	16-Apr-2015	17-Apr-2015	18-Apr-2015	16-Apr-2015	16-Apr-2015	18-Apr-2015	16-Apr-2015
PAH by GCMS	19-Apr-2015	22-Apr-2015	22-Apr-2015	19-Apr-2015	18-Apr-2015	21-Apr-2015	19-Apr-2015	19-Apr-2015	21-Apr-2015	19-Apr-2015
pH	22-Apr-2015	22-Apr-2015	21-Apr-2015	21-Apr-2015	22-Apr-2015	22-Apr-2015	21-Apr-2015	21-Apr-2015	21-Apr-2015	21-Apr-2015
Sample description	14-Apr-2015	14-Apr-2015	14-Apr-2015	13-Apr-2015	14-Apr-2015	14-Apr-2015	13-Apr-2015	13-Apr-2015	14-Apr-2015	13-Apr-2015
Semi Volatile Organic Compounds		19-Apr-2015								
Total Organic Carbon		20-Apr-2015	20-Apr-2015				17-Apr-2015			
TPH CWG GC (S)	22-Apr-2015	21-Apr-2015	21-Apr-2015	21-Apr-2015	22-Apr-2015	21-Apr-2015	21-Apr-2015	21-Apr-2015	21-Apr-2015	22-Apr-2015
VOC MS (S)		20-Apr-2015								

PRELIMINARY/INTERIM REPORT

SDG:	150411-62	**Location:**	Coed Darcy	**Order Number:**	CD1181
Job:	H_ATKINS_LDC-335	**Customer:**	Atkins Global Ltd	**Report Number:**	310084
Client Reference:	POS	**Attention:**	Alex Mann	**Superseded Report:**	

Lab Sample No(s)	11163083	11163107	11163111	11163118	11163123	11163087	11163091	11163097	11163167	11163171
Customer Sample Ref.	POS 057	POS 060	POS 060	POS 060	POS 060	POS 061	POS 061	POS 061	POS 062	POS 062
AGS Ref.										
Depth	2.50 - 2.50	0.50 - 0.50	1.50 - 1.50	2.60 - 2.60	3.80 - 3.80	0.50 - 0.50	1.50 - 1.50	2.50 - 2.50	0.50 - 0.50	3.50 - 3.50
Type	SOLID	SOLID	SOLID	SOLID	SOLID	SOLID	SOLID	SOLID	SOLID	SOLID
EPH CWG (Aliphatic) GC (S)	20-Apr-2015	20-Apr-2015	20-Apr-2015	20-Apr-2015	20-Apr-2015	20-Apr-2015	20-Apr-2015	20-Apr-2015	20-Apr-2015	20-Apr-2015
EPH CWG (Aromatic) GC (S)	20-Apr-2015	20-Apr-2015	20-Apr-2015	20-Apr-2015	20-Apr-2015	20-Apr-2015	20-Apr-2015	20-Apr-2015	20-Apr-2015	20-Apr-2015
GRO by GC-FID (S)	18-Apr-2015	20-Apr-2015	21-Apr-2015	22-Apr-2015	22-Apr-2015	20-Apr-2015	21-Apr-2015	21-Apr-2015	19-Apr-2015	19-Apr-2015
Metals in solid samples by OES	17-Apr-2015	18-Apr-2015	16-Apr-2015	16-Apr-2015	17-Apr-2015	18-Apr-2015	17-Apr-2015	17-Apr-2015	17-Apr-2015	16-Apr-2015
PAH by GCMS	18-Apr-2015	22-Apr-2015	18-Apr-2015	18-Apr-2015	19-Apr-2015	22-Apr-2015	19-Apr-2015	19-Apr-2015	22-Apr-2015	19-Apr-2015
pH	21-Apr-2015	21-Apr-2015	21-Apr-2015	21-Apr-2015	21-Apr-2015	21-Apr-2015	21-Apr-2015	21-Apr-2015	22-Apr-2015	21-Apr-2015
Sample description	13-Apr-2015	14-Apr-2015	13-Apr-2015	13-Apr-2015	13-Apr-2015	14-Apr-2015	13-Apr-2015	13-Apr-2015	14-Apr-2015	13-Apr-2015
Total Organic Carbon			17-Apr-2015			20-Apr-2015			20-Apr-2015	
TPH CWG GC (S)	20-Apr-2015	21-Apr-2015	21-Apr-2015	22-Apr-2015	22-Apr-2015	21-Apr-2015	21-Apr-2015	21-Apr-2015	21-Apr-2015	20-Apr-2015

Lab Sample No(s)	11163152	11163162	11163143	11163147	11163128	11163134	11163139	11163053	11163101	11163157
Customer Sample Ref.	POS 063	POS 063	POS 064	POS 064	POS 065	POS 065	POS 065	ZDHP 001	ZDHP 002	ZDHP 003
AGS Ref.										
Depth	1.50 - 1.50	0.50 - 0.50	0.50 - 0.50	1.50 - 1.50	0.50 - 0.50	1.80 - 1.80	3.20 - 3.20	0.50 - 0.50	0.50 - 0.50	0.50 - 0.50
Type	SOLID	SOLID	SOLID	SOLID	SOLID	SOLID	SOLID	SOLID	SOLID	SOLID
EPH CWG (Aliphatic) GC (S)	20-Apr-2015	19-Apr-2015	19-Apr-2015	20-Apr-2015	20-Apr-2015	20-Apr-2015	20-Apr-2015	22-Apr-2015	20-Apr-2015	20-Apr-2015
EPH CWG (Aromatic) GC (S)	20-Apr-2015	19-Apr-2015	19-Apr-2015	20-Apr-2015	20-Apr-2015	20-Apr-2015	20-Apr-2015	22-Apr-2015	20-Apr-2015	20-Apr-2015
GRO by GC-FID (S)	19-Apr-2015	19-Apr-2015	19-Apr-2015	18-Apr-2015	22-Apr-2015	18-Apr-2015	18-Apr-2015	19-Apr-2015	20-Apr-2015	18-Apr-2015
Metals in solid samples by OES	15-Apr-2015	18-Apr-2015	17-Apr-2015	17-Apr-2015	18-Apr-2015	15-Apr-2015	15-Apr-2015	18-Apr-2015	17-Apr-2015	18-Apr-2015
PAH by GCMS	18-Apr-2015	22-Apr-2015	20-Apr-2015	19-Apr-2015	22-Apr-2015	18-Apr-2015	19-Apr-2015	22-Apr-2015	22-Apr-2015	22-Apr-2015
pH	21-Apr-2015	22-Apr-2015	22-Apr-2015	21-Apr-2015	21-Apr-2015	21-Apr-2015	21-Apr-2015	22-Apr-2015	22-Apr-2015	22-Apr-2015
Sample description	13-Apr-2015	14-Apr-2015	14-Apr-2015	13-Apr-2015	14-Apr-2015	13-Apr-2015	13-Apr-2015	15-Apr-2015	14-Apr-2015	14-Apr-2015
Semi Volatile Organic Compounds										19-Apr-2015
Total Organic Carbon				17-Apr-2015	20-Apr-2015			20-Apr-2015		
TPH CWG GC (S)	21-Apr-2015	19-Apr-2015	19-Apr-2015	21-Apr-2015	22-Apr-2015	21-Apr-2015	21-Apr-2015	22-Apr-2015	21-Apr-2015	21-Apr-2015
VOC MS (S)										20-Apr-2015

Lab Sample No(s)	11162890	11162935	11162993
Customer Sample Ref.	ZGHP 002	ZGHP 003	ZGHP 004
AGS Ref.			
Depth	0.50 - 0.50	0.50 - 0.50	0.50 - 0.50
Type	SOLID	SOLID	SOLID
EPH CWG (Aliphatic) GC (S)	20-Apr-2015	20-Apr-2015	20-Apr-2015
EPH CWG (Aromatic) GC (S)	20-Apr-2015	20-Apr-2015	20-Apr-2015
GRO by GC-FID (S)	18-Apr-2015	19-Apr-2015	19-Apr-2015
Metals in solid samples by OES	17-Apr-2015	17-Apr-2015	17-Apr-2015
PAH by GCMS	22-Apr-2015	21-Apr-2015	21-Apr-2015
pH	22-Apr-2015	22-Apr-2015	21-Apr-2015
Sample description	14-Apr-2015	14-Apr-2015	14-Apr-2015
Semi Volatile Organic Compounds	19-Apr-2015		
Total Organic Carbon	20-Apr-2015		
TPH CWG GC (S)	21-Apr-2015	21-Apr-2015	21-Apr-2015
VOC MS (S)	20-Apr-2015		

SDG:	150411-62	**Location:**	Coed Darcy	**Order Number:**	CD1181
Job:	H_ATKINS_LDC-335	**Customer:**	Atkins Global Ltd	**Report Number:**	310084
Client Reference:	POS	**Attention:**	Alex Mann	**Superseded Report:**	

Appendix

General

1. Results are expressed on a dry weight basis (dried at 35ºC) for all soil analyses except for the following: NRA and CEN Leach tests, flash point LOI, pH, ammonium as NH4 by the BRE method, VOC TICS and SVOC TICS.

2. Samples will be run in duplicate upon request, but an additional charge may be incurred.

3. If sufficient sample is received a sub sample will be retained free of charge for 30 days after analysis is completed (e-mailed) for all sample types unless the sample is destroyed on testing. The prepared soil sub sample that is analysed for asbestos will be retained for a period of 6 months after the analysis date. All bulk samples will be retained for a period of 6 months after the analysis date. All samples received and not scheduled will be disposed of one month after the date of receipt unless we are instructed to the contrary. Once the initial period has expired, a storage charge will be applied for each month or part thereof until the client cancels the request for sample storage. ALcontrol Laboratories reserve the right to charge for samples received and stored but not analysed.

4. With respect to turnaround, we will always endeavour to meet client requirements wherever possible, but turnaround times cannot be absolutely guaranteed due to so many variables beyond our control.

5. We take responsibility for any test performed by sub-contractors (marked with an asterisk). We endeavour to use UKAS/MCERTS Accredited Laboratories, who either complete a quality questionnaire or are audited by ourselves. For some determinands there are no UKAS/MCERTS Accredited Laboratories, in this instance a laboratory with a known track record will be utilised.

6. When requested, the individual sub sample scheduled will be analysed in house for the presence of asbestos fibres and asbestos containing material by our documented in house method TM048 based on HSG 248 (2005), which is accredited to ISO17025. If a specific asbestos fibre type is not found this will be reported as “Not detected”. If no asbestos fibre types are found all will be reported as “Not detected” and the sub sample analysed deemed to be clear of asbestos. If an asbestos fibre type is found it will be reported as detected (for each fibre type found). Testing can be carried out on asbestos positive samples, but, due to Health and Safety considerations, may be replaced by alternative tests or reported as No Determination Possible. The quantity of asbestos present is not determined unless specifically requested.

7. If no separate volatile sample is supplied by the client, or if a headspace or sediment is present in the volatile sample, the integrity of the data may be compromised. This will be flagged up as an invalid VOC on the test schedule and the result marked as deviating on the test certificate.

8. If appropriate preserved bottles are not received preservation will take place on receipt. However, the integrity of the data may be compromised.

9. NDP -No determination possible due to insufficient/unsuitable sample.

10. Metals in water are performed on a filtered sample, and therefore represent dissolved metals -total metals must be requested separately.

11. Results relate only to the items tested.

12. LODs for wet tests reported on a dry weight basis are not corrected for moisture content.

13. **Surrogate recoveries** - Surrogates are added to your sample to monitor recovery of the test requested. A % recovery is reported, results are not corrected for the recovery measured. Typical recoveries for organics tests are 70-130%, they are generally wider for volatiles analysis, 50-150%. Recoveries in soils are affected by organic rich or clay rich matrices. Waters can be affected by remediation fluids or high amounts of sediment. Test results are only ever reported if all of the associated quality checks pass; it is assumed that all recoveries outside of the values above are due to matrix affect.

14. **Product analyses** -Organic analyses on products can only be semi-quantitative due to the matrix effects and high dilution factors employed.

15. Phenols monohydric by HPLC include phenol, cresols (2-Methylphenol, 3-Methylphenol and 4-Methylphenol) and Xylenols (2,3 Dimethylphenol, 2,4 Dimethylphenol, 2,5 Dimethylphenol, 2,6 Dimethylphenol, 3,4 Dimethyphenol, 3,5 Dimethylphenol).

16. Total of 5 speciated phenols by HPLC includes Phenol, 2,3,5-Trimethyl Phenol, 2-Isopropylphenol, Cresols and Xylenols (as detailed in 15).

17. Stones/debris are not routinely removed. We always endeavour to take a representative sub sample from the received sample.

18. In certain circumstances the method detection limit may be elevated due to the sample being outside the calibration range. Other factors that may contribute to this include possible interferences. In both cases the sample would be diluted which would cause the method detection limit to be raised.

19. Mercury results quoted on soils will not include volatile mercury as the analysis is performed on a dried and crushed sample.

20. For the BSEN 12457-3 two batch process to allow the cumulative release to be calculated, the volume of the leachate produced is measured and filtered for all tests. We therefore cannot carry out any unfiltered analysis. The tests affected include volatiles GCFID/GCMS and all subcontracted analysis.

21. For all leachate preparations (NRA, DIN, TCLP, BSEN 12457-1, 2, 3) volatile loss may occur, as we do not employ zero headspace extraction.

22. We are accredited to MCERTS for sand, clay and loam/topsoil, or any of these materials - whether these are derived from naturally occurring soil profiles, or from fill/made ground, as long as these materials constitute the major part of the sample. Other coarse granular material such as concrete, gravel and brick are not accredited if they comprise the major part of the sample.

23. Analysis and identification of specific compounds using GCFID is by retention time only, and we routinely calibrate and quantify for benzene, toluene, ethylbenzenes and xylenes (BTEX). For total volatiles in the C5-C12 range, the total area of the chromatogram is integrated and expressed as ug/kg or ug/l. Although this analysis is commonly used for the quantification of gasoline range organics (GRO), the system will also detect other compounds such as chlorinated solvents, and this may lead to a falsely high result with respect to hydrocarbons only. It is not possible to specifically identify these non-hydrocarbons, as standards are not routinely run for any other compounds, and for more definitive identification, volatiles by GCMS should be utilised.

Sample Deviations

1	Container with Headspace provided for volatiles analysis
2	Incorrect container received
3	Deviation from method
4	Holding time exceeded before sample received
5	Samples exceeded holding time before presevation was performed
§	Sampled on date not provided
♦	Sample holding time exceeded in laboratory
@	Sample holding time exceeded due to sampled on date
&	Sample Holding Time exceeded - Late arrival of instructions.

Asbestos

Identification of Asbestos in Bulk Materials & Soils

The results for identification of asbestos in bulk materials are obtained from supplied bulk materials which have been examined to determine the presence of asbestos fibres using Alcontrol Laboratories (Hawarden) in-house method of transmitted/polarised light microscopy and central stop dispersion staining, based on HSG 248 (2005).

The results for identification of asbestos in soils are obtained from a homogenised sub sample which has been examined to determine the presence of asbestos fibres using Alcontrol Laboratories (Hawarden) in-house method of transmitted/polarised light microscopy and central stop dispersion staining, based on HSG 248 (2005).

Asbestos Type	Common Name
Chrysotile	White Asbestos
Amosite	Brown Asbestos
Crocidolite	Blue Asbestos
Fibrous Actinolite	-
Fibrous Anthophyllite	-
Fibrous Tremolite	-

Visual Estimation Of Fibre Content

Estimation of fibre content is not permitted as part of our UKAS accredited test other than: - Trace - Where only one or two asbestos fibres were identified.

Further guidance on typical asbestos fibre content of manufactured products can be found in HSG 264.

The identification of asbestos containing materials and soils falls within our schedule of tests for which we hold UKAS accreditation, however opinions, interpretations and all other information contained in the report are outside the scope of UKAS accreditation.

ALcontrol Laboratories

Unit 7-8 Hawarden Business Park
Manor Road (off Manor Lane)
Hawarden
Deeside
CH5 3US
Tel: (01244) 528700
Fax: (01244) 528701
email: mkt@alcontrol.com
Website: www.alcontrol.com

Atkins Global Ltd
Project Jonah site office
Llan Coed House
Suite 24
Coed Darcy
Llandarcy
SA10 6HJ

Attention: Alex Mann

CERTIFICATE OF ANALYSIS

Date:	14 May 2015
Customer:	H_ATKINS_LDC
Sample Delivery Group (SDG):	150423-112
Your Reference:	POS
Location:	Coed Darcy
Report No:	312955

We received 69 samples on Thursday April 23, 2015 and 68 of these samples were scheduled for analysis which was completed on Thursday May 14, 2015. Accredited laboratory tests are defined within the report, but opinions, interpretations and on-site data expressed herein are outside the scope of ISO 17025 accreditation.

Should this report require incorporation into client reports, it must be used in its entirety and not simply with the data sections alone.

All chemical testing (unless subcontracted) is performed at ALcontrol Hawarden Laboratories.

Approved By:



Sonia McWhan

Operations Manager

Alcontrol Laboratories is a trading division of ALcontrol UK Limited
Registered Office: Units 7 & 8 Hawarden Business Park, Manor Road, Hawarden, Deeside, CH5 3US. Registered in England and Wales No.

CERTIFICATE OF ANALYSIS

SDG:	150423-112	**Location:**	Coed Darcy	**Order Number:**	CD1193
Job:	H_ATKINS_LDC-335	**Customer:**	Atkins Global Ltd	**Report Number:**	312955
Client Reference:	POS	**Attention:**	Alex Mann	**Superseded Report:**	

Received Sample Overview

Lab Sample No(s)	Customer Sample Ref.	AGS Ref.	Depth (m)	Sampled Date
11243034	IP 0449 R		0.50 - 0.50	22/04/2015
11243038	IP 3487 R		0.50 - 0.50	22/04/2015
11243036	IP 3494 R		0.50 - 0.50	22/04/2015
11242797	PC sample		0.10 - 0.10	20/04/2015
11242892	POS 12		0.50 - 0.50	21/04/2015
11242896	POS 13		0.50 - 0.50	21/04/2015
11242900	POS 13		1.50 - 1.50	21/04/2015
11242888	POS 15		0.50 - 0.50	21/04/2015
11242846	POS 16		0.20 - 0.20	21/04/2015
11242817	POS 16		0.90 - 0.90	21/04/2015
11242821	POS 16		1.50 - 1.50	21/04/2015
11242830	POS 16		2.50 - 2.50	21/04/2015
11242850	POS 17		0.50 - 0.50	21/04/2015
11242854	POS 17		1.50 - 1.50	21/04/2015
11243046	POS 17		2.50 - 2.50	21/04/2015
11242859	POS 19		0.50 - 0.50	21/04/2015
11242863	POS 19		2.00 - 2.00	21/04/2015
11242867	POS 19		3.50 - 3.50	21/04/2015
11242875	POS 20		0.50 - 0.50	21/04/2015
11242880	POS 20		1.50 - 1.50	21/04/2015
11242884	POS 20		2.50 - 2.50	21/04/2015
11242924	POS 21		0.50 - 0.50	21/04/2015
11242928	POS 21		1.50 - 1.50	21/04/2015
11242932	POS 21		2.50 - 2.50	21/04/2015
11242936	POS 21		3.50 - 3.50	21/04/2015
11242904	POS 22		0.50 - 0.50	21/04/2015
11242908	POS 22		1.50 - 1.50	21/04/2015
11242912	POS 22		2.50 - 2.50	21/04/2015
11242920	POS 22		3.50 - 3.50	21/04/2015
11242940	POS 25		0.50 - 0.50	21/04/2015
11242944	POS 25		1.50 - 1.50	21/04/2015
11242948	POS 25		2.50 - 2.50	21/04/2015
11242955	POS 27		0.50 - 0.50	21/04/2015
11242972	POS 27		1.50 - 1.50	21/04/2015
11242981	POS 27		2.50 - 2.50	21/04/2015
11242985	POS 27		3.50 - 3.50	21/04/2015
11242989	POS 29		0.50 - 0.50	21/04/2015
11242994	POS 29		1.50 - 1.50	21/04/2015
11242998	POS 29		2.50 - 2.50	21/04/2015
11243018	POS 31		0.50 - 0.50	21/04/2015
11243026	POS 32		0.50 - 0.50	21/04/2015
11243010	POS 33		0.50 - 0.50	21/04/2015
11243014	POS 33		1.50 - 1.50	21/04/2015
11243002	POS 34		0.50 - 0.50	21/04/2015
11243006	POS 34		1.60 - 1.60	21/04/2015
11242760	POS 115		0.50 - 0.50	20/04/2015
11242809	POS 116		0.50 - 0.50	20/04/2015
11242801	POS 117		1.50 - 1.50	20/04/2015
11242805	POS 117		2.50 - 2.50	20/04/2015
11242813	POS 117		3.50 - 3.50	20/04/2015
11242785	POS 118		0.30 - 0.30	20/04/2015
11242789	POS 118		1.50 - 1.50	20/04/2015
11242793	POS 118		2.50 - 2.50	20/04/2015
11242871	POS 119		0.50 - 0.50	20/04/2015
11242916	POS 120		0.50 - 0.50	20/04/2015
11242976	POS 121		0.50 - 0.50	20/04/2015

CERTIFICATE OF ANALYSIS

SDG:	150423-112	**Location:**	Coed Darcy	**Order Number:**	CD1193
Job:	H_ATKINS_LDC-335	**Customer:**	Atkins Global Ltd	**Report Number:**	312955
Client Reference:	POS	**Attention:**	Alex Mann	**Superseded Report:**	

11243022	POS 121	1.50 - 1.50	20/04/2015
11243051	POS 122	0.50 - 0.50	20/04/2015
11243055	POS 123	0.50 - 0.50	20/04/2015
11243059	POS 123	2.60 - 2.60	20/04/2015
11242772	POS 124	1.50 - 1.50	20/04/2015
11242781	POS 124	2.50 - 2.50	20/04/2015
11242764	POS 125	2.00 - 2.00	20/04/2015
11242768	POS 125	3.50 - 3.50	20/04/2015
11243032	TPE 0229 R	0.10 - 0.10	22/04/2015
11243040	TPE 1056 R	0.50 - 0.50	22/04/2015
11243030	TPE 2908 R	0.50 - 0.50	22/04/2015
11243042	TPE 7123 R	0.40 - 0.40	22/04/2015
11243044	TPE 7129 R	0.20 - 0.20	22/04/2015

Only received samples which have had analysis scheduled will be shown on the following pages.

CERTIFICATE OF ANALYSIS

SDG:	150423-112	**Location:**	Coed Darcy	**Order Number:**	CD1193
Job:	H_ATKINS_LDC-335	**Customer:**	Atkins Global Ltd	**Report Number:**	312955
Client Reference:	POS	**Attention:**	Alex Mann	**Superseded Report:**	

SOLID

Results Legend

- X — **Test**
- N — **No Determination Possible**

Lab Sample No(s)			11243034	11243038	11243036	11242797			11242892			11242896			11242900			11242888			11242846			11242817			11242821			11242830			11242850			11242854			11242859			11242863
Customer Sample Reference			IP 0449 R	IP 3487 R	IP 3494 R	PC sample			POS 12			POS 13			POS 13			POS 15			POS 16			POS 16			POS 16			POS 16			POS 17			POS 17			POS 19			POS 19
AGS Reference																																										
Depth (m)			0.50 - 0.50	0.50 - 0.50	0.50 - 0.50	0.10 - 0.10			0.50 - 0.50			0.50 - 0.50			1.50 - 1.50			0.50 - 0.50			0.20 - 0.20			0.90 - 0.90			1.50 - 1.50			2.50 - 2.50			0.50 - 0.50			1.50 - 1.50			0.50 - 0.50			2.00 - 2.00
Container			400g Tub (ALE214)	400g Tub (ALE214)	400g Tub (ALE214)	250g Amber Jar (AL	400g Tub (ALE214)	60g VOC (ALE215)	250g Amber Jar (AL	400g Tub (ALE214)	60g VOC (ALE215)	250g Amber Jar (AL	400g Tub (ALE214)	60g VOC (ALE215)	250g Amber Jar (AL	400g Tub (ALE214)	60g VOC (ALE215)	250g Amber Jar (AL	400g Tub (ALE214)	60g VOC (ALE215)	250g Amber Jar (AL	400g Tub (ALE214)	60g VOC (ALE215)	250g Amber Jar (AL	400g Tub (ALE214)	60g VOC (ALE215)	250g Amber Jar (AL	400g Tub (ALE214)	60g VOC (ALE215)	250g Amber Jar (AL	400g Tub (ALE214)	60g VOC (ALE215)	250g Amber Jar (AL	400g Tub (ALE214)	60g VOC (ALE215)	250g Amber Jar (AL	400g Tub (ALE214)	60g VOC (ALE215)	250g Amber Jar (AL	400g Tub (ALE214)	60g VOC (ALE215)	250g Amber Jar (AL
Alkalinity as CaCO3	All	NDPs: 0 Tests: 1					X																																			
Ammonium Soil by Titration	All	NDPs: 0 Tests: 1					X																																			
Asbestos fibres in Soil*	All	NDPs: 0 Tests: 31	X	X	X		X												X						X									X						X		
EPH CWG (Aliphatic) GC (S)	All	NDPs: 0 Tests: 60				X			X			X			X			X			X			X			X			X			X			X			X			X
EPH CWG (Aromatic) GC (S)	All	NDPs: 0 Tests: 60				X			X			X			X			X			X			X			X			X			X			X			X			X
GRO by GC-FID (S)	All	NDPs: 1 Tests: 59						X			X			X			X			X			X			X			X			X			X			X			X	
Metals in solid samples by OES	All	NDPs: 0 Tests: 60				X			X			X			X			X			X			X			X			X			X			X			X			X
NO3, NO2 and TON by KONE (s)	All	NDPs: 0 Tests: 1				X																																				
PAH by GCMS	All	NDPs: 0 Tests: 60				X			X			X			X			X			X			X			X			X			X			X			X			X
pH	All	NDPs: 0 Tests: 60					X			X			X			X			X			X			X			X			X			X			X			X		
Phosphate (Ortho as PO4) (s)	All	NDPs: 0 Tests: 1				X																																				
Sample description	All	NDPs: 0 Tests: 68	X	X	X	X			X			X			X			X			X			X			X			X			X			X			X			X
Total Organic Carbon	All	NDPs: 0 Tests: 15				X																											X									X
TPH CWG GC (S)	All	NDPs: 1 Tests: 59				X			X			X			X			X			X			X			X			X			X			X			X			X

SDG:	150423-112	**Location:**	Coed Darcy	**Order Number:**	CD1193
Job:	H_ATKINS_LDC-335	**Customer:**	Atkins Global Ltd	**Report Number:**	312955
Client Reference:	POS	**Attention:**	Alex Mann	**Superseded Report:**	

SOLID

Results Legend

X Test

N No Determination Possible

Lab Sample No(s)			11242863			11242867			11242875			11242880			11242884			11242924			11242928			11242932			11242936			11242904			11242908			11242912			11242920			11242940
Customer Sample Reference			POS 19			POS 19			POS 20			POS 20			POS 20			POS 21			POS 21			POS 21			POS 21			POS 22			POS 22			POS 22			POS 22			POS 25
AGS Reference																																										
Depth (m)			2.00 - 2.00			3.50 - 3.50			0.50 - 0.50			1.50 - 1.50			2.50 - 2.50			0.50 - 0.50			1.50 - 1.50			2.50 - 2.50			3.50 - 3.50			0.50 - 0.50			1.50 - 1.50			2.50 - 2.50			3.50 - 3.50			0.50 - 0.50
Container			400g Tub (ALE214)	60g VOC (ALE215)	250g Amber Jar (AL	400g Tub (ALE214)	60g VOC (ALE215)	250g Amber Jar (AL	400g Tub (ALE214)	60g VOC (ALE215)	250g Amber Jar (AL	400g Tub (ALE214)	60g VOC (ALE215)	250g Amber Jar (AL	400g Tub (ALE214)	60g VOC (ALE215)	250g Amber Jar (AL	400g Tub (ALE214)	60g VOC (ALE215)	250g Amber Jar (AL	400g Tub (ALE214)	60g VOC (ALE215)	250g Amber Jar (AL	400g Tub (ALE214)	60g VOC (ALE215)	250g Amber Jar (AL	400g Tub (ALE214)	60g VOC (ALE215)	250g Amber Jar (AL	400g Tub (ALE214)	60g VOC (ALE215)	250g Amber Jar (AL	400g Tub (ALE214)	60g VOC (ALE215)	250g Amber Jar (AL	400g Tub (ALE214)	60g VOC (ALE215)	250g Amber Jar (AL	400g Tub (ALE214)	60g VOC (ALE215)	250g Amber Jar (AL	400g Tub (ALE214)
Asbestos fibres in Soil*	All	NDPs: 0 Tests: 31							X									X												X												X
EPH CWG (Aliphatic) GC (S)	All	NDPs: 0 Tests: 60			X			X			X			X			X			X			X			X			X			X			X			X			X	
EPH CWG (Aromatic) GC (S)	All	NDPs: 0 Tests: 60			X			X			X			X			X			X			X			X			X			X			X			X			X	
GRO by GC-FID (S)	All	NDPs: 1 Tests: 59		X			X			X			X			X			X			X			X			X			X			X			X			X		
Metals in solid samples by OES	All	NDPs: 0 Tests: 60			X			X			X			X			X			X			X			X			X			X			X			X			X	
PAH by GCMS	All	NDPs: 0 Tests: 60			X			X			X			X			X			X			X			X			X			X			X			X			X	
pH	All	NDPs: 0 Tests: 60	X			X			X			X			X			X			X			X			X			X			X			X			X			X
Sample description	All	NDPs: 0 Tests: 68			X			X			X			X			X			X			X			X			X			X			X			X			X	
Total Organic Carbon	All	NDPs: 0 Tests: 15												X			X											X						X									
TPH CWG GC (S)	All	NDPs: 1 Tests: 59			X			X			X			X			X			X			X			X			X			X			X			X			X	

CERTIFICATE OF ANALYSIS

SDG:	150423-112	**Location:**	Coed Darcy	**Order Number:**	CD1193
Job:	H_ATKINS_LDC-335	**Customer:**	Atkins Global Ltd	**Report Number:**	312955
Client Reference:	POS	**Attention:**	Alex Mann	**Superseded Report:**	

SOLID

Results Legend

X **Test**

N **No Determination Possible**

Lab Sample No(s)	1242940	1242944	1242948	1242955	1242972	1242981	1242985	1242989	1242994	1242998	1243018	1243026	1243010	1243014
Customer Sample Reference	POS 25	POS 25	POS 25	POS 27	POS 27	POS 27	POS 27	POS 29	POS 29	POS 29	POS 31	POS 32	POS 33	POS 33
AGS Reference														
Depth (m)	0.50 - 0.50	1.50 - 1.50	2.50 - 2.50	0.50 - 0.50	1.50 - 1.50	2.50 - 2.50	3.50 - 3.50	0.50 - 0.50	1.50 - 1.50	2.50 - 2.50	0.50 - 0.50	0.50 - 0.50	0.50 - 0.50	1.50 - 1.50
Container	60g VOC (ALE215)	250g Amber Jar (AL 400g Tub (ALE214) 60g VOC (ALE215)	250g Amber Jar (AL 400g Tub (ALE214) 60g VOC (ALE215)	250g Amber Jar (AL 400g Tub (ALE214) 60g VOC (ALE215)	250g Amber Jar (AL 400g Tub (ALE214) 60g VOC (ALE215)	250g Amber Jar (AL 400g Tub (ALE214) 60g VOC (ALE215)	250g Amber Jar (AL 400g Tub (ALE214) 60g VOC (ALE215)	250g Amber Jar (AL 400g Tub (ALE214) 60g VOC (ALE215)	250g Amber Jar (AL 400g Tub (ALE214) 60g VOC (ALE215)	250g Amber Jar (AL 400g Tub (ALE214) 60g VOC (ALE215)	250g Amber Jar (AL 400g Tub (ALE214) 60g VOC (ALE215)	250g Amber Jar (AL 400g Tub (ALE214) 60g VOC (ALE215)	250g Amber Jar (AL 400g Tub (ALE214) 60g VOC (ALE215)	250g Amber Jar (AL 400g Tub (ALE214) 60g VOC (ALE215)
Asbestos fibres in Soil*	All	NDPs: 0 Tests: 31			X				X			X	X		
EPH CWG (Aliphatic) GC (S)	All	NDPs: 0 Tests: 60	X	X	X	X	X	X	X	X	X	X	X	X	X
EPH CWG (Aromatic) GC (S)	All	NDPs: 0 Tests: 60	X	X	X	X	X	X	X	X	X	X	X	X	X
GRO by GC-FID (S)	All	NDPs: 1 Tests: 59	X	X	X	X	X	X	X	X	X	X	N		X
Metals in solid samples by OES	All	NDPs: 0 Tests: 60	X	X	X	X	X	X	X	X	X	X	X	X	X
PAH by GCMS	All	NDPs: 0 Tests: 60	X	X	X	X	X	X	X	X	X	X	X	X	X
pH	All	NDPs: 0 Tests: 60	X	X	X	X	X	X	X	X	X	X	X	X	X
Sample description	All	NDPs: 0 Tests: 68	X	X	X	X	X	X	X	X	X	X	X	X	X
Semi Volatile Organic Compounds	All	NDPs: 0 Tests: 4											X	X	
Total Organic Carbon	All	NDPs: 0 Tests: 15				X			X						
TPH CWG GC (S)	All	NDPs: 1 Tests: 59	X	X	X	X	X	X	X	X	X	X	N		X
VOC MS (S)	All	NDPs: 1 Tests: 3											N		X

CERTIFICATE OF ANALYSIS

SDG:	150423-112	**Location:**	Coed Darcy	**Order Number:**	CD1193
Job:	H_ATKINS_LDC-335	**Customer:**	Atkins Global Ltd	**Report Number:**	312955
Client Reference:	POS	**Attention:**	Alex Mann	**Superseded Report:**	

SOLID

Results Legend

X **Test**

N **No Determination Possible**

Lab Sample No(s)	11243002	11243006	11242760	11242809	11242801	11242805	11242813	11242785	11242789	11242793	11242871	11242916	11242976	11243022
Customer Sample Reference	POS 34	POS 34	POS 115	POS 116	POS 117	POS 117	POS 117	POS 118	POS 118	POS 118	POS 119	POS 120	POS 121	POS 121
AGS Reference														
Depth (m)	0.50 - 0.50	1.60 - 1.60	0.50 - 0.50	0.50 - 0.50	1.50 - 1.50	2.50 - 2.50	3.50 - 3.50	0.30 - 0.30	1.50 - 1.50	2.50 - 2.50	0.50 - 0.50	0.50 - 0.50	0.50 - 0.50	1.50 - 1.50
Container	250g Amber Jar (AL	400g Tub (ALE214)	60g VOC (ALE215)	250g Amber Jar (AL	400g Tub (ALE214)	60g VOC (ALE215)	250g Amber Jar (AL	400g Tub (ALE214)	60g VOC (ALE215)	250g Amber Jar (AL	400g Tub (ALE214)	60g VOC (ALE215)	250g Amber Jar (AL	400g Tub (ALE214)	60g VOC (ALE215)	250g Amber Jar (AL
Asbestos fibres in Soil*	All	NDPs: 0 Tests: 31		X			X	X					X		X		X		X	
EPH CWG (Aliphatic) GC (S)	All	NDPs: 0 Tests: 60	X		X		X		X		X		X		X		X		X		X		X		X		X		X	
EPH CWG (Aromatic) GC (S)	All	NDPs: 0 Tests: 60	X		X		X		X		X		X		X		X		X		X		X		X		X		X	
GRO by GC-FID (S)	All	NDPs: 1 Tests: 59		X		X		X		X		X		X		X		X		X		X		X		X		X		X
Metals in solid samples by OES	All	NDPs: 0 Tests: 60	X		X		X		X		X		X		X		X		X		X		X		X		X		X	
PAH by GCMS	All	NDPs: 0 Tests: 60	X		X		X		X		X		X		X		X		X		X		X		X		X		X	
pH	All	NDPs: 0 Tests: 60		X		X		X		X		X		X		X		X		X		X		X		X		X			
Sample description	All	NDPs: 0 Tests: 68	X		X		X		X		X		X		X		X		X		X		X		X		X		X	
Semi Volatile Organic Compounds	All	NDPs: 0 Tests: 4	X		X																									
Total Organic Carbon	All	NDPs: 0 Tests: 15				X				X															X					
TPH CWG GC (S)	All	NDPs: 1 Tests: 59	X		X		X		X		X		X		X		X		X		X		X		X		X		X	
VOC MS (S)	All	NDPs: 1 Tests: 3		X		X																								

SDG:	150423-112	**Location:**	Coed Darcy	**Order Number:**	CD1193
Job:	H_ATKINS_LDC-335	**Customer:**	Atkins Global Ltd	**Report Number:**	312955
Client Reference:	POS	**Attention:**	Alex Mann	**Superseded Report:**	

SOLID

Results Legend

- X Test
- N No Determination Possible

Lab Sample No(s)			11243022			11243051			11243055			11243059			11242772			11242781			11242764			11242768		11243032	11243040	11243030	11243042	11243044
Customer Sample Reference			POS 121			POS 122			POS 123			POS 123			POS 124			POS 124			POS 125			POS 125		TPE 0229 R	TPE 1056 R	TPE 2908 R	TPE 7123 R	TPE 7129 R
AGS Reference																														
Depth (m)			1.50 - 1.50			0.50 - 0.50			0.50 - 0.50			2.60 - 2.60			1.50 - 1.50			2.50 - 2.50			2.00 - 2.00			3.50 - 3.50		0.10 - 0.10	0.50 - 0.50	0.50 - 0.50	0.40 - 0.40	0.20 - 0.20
Container			400g Tub (ALE214)	60g VOC (ALE215)	250g Amber Jar (AL	400g Tub (ALE214)	60g VOC (ALE215)	250g Amber Jar (AL	400g Tub (ALE214)	60g VOC (ALE215)	250g Amber Jar (AL	400g Tub (ALE214)	60g VOC (ALE215)	250g Amber Jar (AL	400g Tub (ALE214)	60g VOC (ALE215)	250g Amber Jar (AL	400g Tub (ALE214)	60g VOC (ALE215)	250g Amber Jar (AL	400g Tub (ALE214)	60g VOC (ALE215)	250g Amber Jar (AL	400g Tub (ALE214)	60g VOC (ALE215)	400g Tub (ALE214)	400g Tub (ALE214)	400g Tub (ALE214)	400g Tub (ALE214)	400g Tub (ALE214)
Asbestos fibres in Soil*	All	NDPs: 0 Tests: 31				X			X																	X	X	X	X	X
EPH CWG (Aliphatic) GC (S)	All	NDPs: 0 Tests: 60			X			X			X			X			X			X			X							
EPH CWG (Aromatic) GC (S)	All	NDPs: 0 Tests: 60			X			X			X			X			X			X			X							
GRO by GC-FID (S)	All	NDPs: 1 Tests: 59		X			X			X			X			X			X			X			X					
Metals in solid samples by OES	All	NDPs: 0 Tests: 60			X			X			X			X			X			X			X							
PAH by GCMS	All	NDPs: 0 Tests: 60			X			X			X			X			X			X			X							
pH	All	NDPs: 0 Tests: 60	X			X			X			X			X			X			X			X						
Sample description	All	NDPs: 0 Tests: 68			X			X			X			X			X			X			X			X	X	X	X	X
Total Organic Carbon	All	NDPs: 0 Tests: 15									X						X													
TPH CWG GC (S)	All	NDPs: 1 Tests: 59			X			X			X			X			X			X			X							

CERTIFICATE OF ANALYSIS

SDG:	150423-112	**Location:**	Coed Darcy	**Order Number:**	CD1193
Job:	H_ATKINS_LDC-335	**Customer:**	Atkins Global Ltd	**Report Number:**	312955
Client Reference:	POS	**Attention:**	Alex Mann	**Superseded Report:**	

Sample Descriptions

Grain Sizes

very fine	<0.063mm	fine	0.063mm - 0.1mm	medium	0.1mm - 2mm	coarse	2mm - 10mm	very coarse	>10mm

Lab Sample No(s)	Customer Sample Ref.	Depth (m)	Colour	Description	Grain size	Inclusions	Inclusions 2
11243034	IP 0449 R	0.50 - 0.50	Dark Brown	Sandy Loam	0.1 - 2 mm	Stones	None
11243038	IP 3487 R	0.50 - 0.50	Dark Brown	Sandy Loam	0.1 - 2 mm	Stones	Vegetation
11243036	IP 3494 R	0.50 - 0.50	Dark Brown	Sandy Loam	0.1 - 2 mm	Stones	None
11242797	PC sample	0.10 - 0.10	Dark Brown	Sandy Loam	0.1 - 2 mm	Stones	Vegetation
11242892	POS 12	0.50 - 0.50	Dark Brown	Sandy Loam	0.1 - 2 mm	Stones	Vegetation
11242896	POS 13	0.50 - 0.50	Dark Brown	Sandy Loam	0.1 - 2 mm	Stones	None
11242900	POS 13	1.50 - 1.50	Light Brown	Loamy Sand	0.1 - 2 mm	Stones	Oil/Petroleum
11242888	POS 15	0.50 - 0.50	Dark Brown	Sandy Loam	0.1 - 2 mm	Concrete/Aggregate	Stones
11242817	POS 16	0.90 - 0.90	Dark Brown	Sandy Clay Loam	0.1 - 2 mm	Stones	None
11242821	POS 16	1.50 - 1.50	Dark Brown	Loamy Sand	0.1 - 2 mm	Stones	None
11242830	POS 16	2.50 - 2.50	Dark Brown	Loamy Sand	0.1 - 2 mm	Stones	None
11242846	POS 16	0.20 - 0.20	Black	Sand	0.1 - 2 mm	Stones	None
11242850	POS 17	0.50 - 0.50	Dark Brown	Sandy Loam	0.1 - 2 mm	Stones	None
11242854	POS 17	1.50 - 1.50	Light Brown	Loamy Sand	0.1 - 2 mm	Stones	None
11242859	POS 19	0.50 - 0.50	Dark Brown	Loamy Sand	0.1 - 2 mm	Stones	Vegetation
11242863	POS 19	2.00 - 2.00	Dark Brown	Loamy Sand	0.1 - 2 mm	Stones	None
11242867	POS 19	3.50 - 3.50	Dark Brown	Sandy Loam	0.1 - 2 mm	Stones	None
11242875	POS 20	0.50 - 0.50	Dark Brown	Sandy Clay Loam	0.1 - 2 mm	Stones	None
11242880	POS 20	1.50 - 1.50	Dark Brown	Sandy Loam	0.1 - 2 mm	Stones	Vegetation
11242884	POS 20	2.50 - 2.50	Dark Brown	Sandy Loam	0.1 - 2 mm	Stones	Vegetation
11242924	POS 21	0.50 - 0.50	Dark Brown	Sand	0.1 - 2 mm	Stones	None
11242928	POS 21	1.50 - 1.50	Dark Brown	Sandy Clay Loam	0.1 - 2 mm	Stones	None
11242932	POS 21	2.50 - 2.50	Dark Brown	Clay	<0.063 mm	Stones	None
11242936	POS 21	3.50 - 3.50	Light Brown	Sandy Clay Loam	0.1 - 2 mm	Stones	None
11242904	POS 22	0.50 - 0.50	Dark Brown	Sandy Loam	0.1 - 2 mm	Stones	None
11242908	POS 22	1.50 - 1.50	Light Brown	Sandy Loam	0.1 - 2 mm	Stones	Vegetation
11242912	POS 22	2.50 - 2.50	Light Brown	Sandy Loam	0.1 - 2 mm	Stones	None
11242920	POS 22	3.50 - 3.50	Dark Brown	Sandy Clay	0.1 - 2 mm	Stones	None
11242940	POS 25	0.50 - 0.50	Dark Brown	Sandy Loam	0.1 - 2 mm	Stones	None
11242944	POS 25	1.50 - 1.50	Dark Brown	Silty Clay	0.063 - 0.1 mm	Stones	None
11242948	POS 25	2.50 - 2.50	Dark Brown	Sandy Clay	0.1 - 2 mm	Stones	None
11242955	POS 27	0.50 - 0.50	Dark Brown	Sandy Clay Loam	0.1 - 2 mm	Stones	None
11242972	POS 27	1.50 - 1.50	Dark Brown	Sandy Clay Loam	0.1 - 2 mm	Stones	None
11242981	POS 27	2.50 - 2.50	Dark Brown	Sandy Clay Loam	0.1 - 2 mm	Stones	None
11242985	POS 27	3.50 - 3.50	Dark Brown	Sandy Clay Loam	0.1 - 2 mm	Stones	Vegetation
11242989	POS 29	0.50 - 0.50	Dark Brown	Sandy Silt Loam	0.1 - 2 mm	Stones	Vegetation
11242994	POS 29	1.50 - 1.50	Dark Brown	Sandy Loam	0.1 - 2 mm	Stones	Vegetation
11242998	POS 29	2.50 - 2.50	Dark Brown	Sandy Loam	0.1 - 2 mm	Vegetation	Stones

CERTIFICATE OF ANALYSIS

SDG:	150423-112	**Location:**	Coed Darcy	**Order Number:**	CD1193
Job:	H_ATKINS_LDC-335	**Customer:**	Atkins Global Ltd	**Report Number:**	312955
Client Reference:	POS	**Attention:**	Alex Mann	**Superseded Report:**	

			Colour	Description	Grain size	Inclusions	Inclusions 2
11243018	POS 31	0.50 - 0.50	Dark Brown	Loamy Sand	0.1 - 2 mm	Stones	Vegetation
11243026	POS 32	0.50 - 0.50	Dark Brown	Sandy Loam	0.1 - 2 mm	Stones	Vegetation
11243010	POS 33	0.50 - 0.50	Black	Sand	0.1 - 2 mm	Stones	Vegetation
11243014	POS 33	1.50 - 1.50	Light Brown	Silty Clay Loam	0.063 - 0.1 mm	Stones	Vegetation
11243002	POS 34	0.50 - 0.50	Light Brown	Silty Clay Loam	0.063 - 0.1 mm	Stones	Vegetation
11243006	POS 34	1.60 - 1.60	Dark Brown	Sandy Loam	0.1 - 2 mm	Stones	None
11242760	POS 115	0.50 - 0.50	Dark Brown	Sandy Loam	0.1 - 2 mm	Stones	Vegetation
11242809	POS 116	0.50 - 0.50	Dark Brown	Sand	0.1 - 2 mm	Stones	None
11242801	POS 117	1.50 - 1.50	Light Brown	Sandy Clay	0.1 - 2 mm	None	None
11242805	POS 117	2.50 - 2.50	Dark Brown	Silty Clay Loam	0.063 - 0.1 mm	Stones	None
11242813	POS 117	3.50 - 3.50	Grey	Clay	<0.063 mm	Stones	None
11242785	POS 118	0.30 - 0.30	Dark Brown	Sandy Loam	0.1 - 2 mm	Stones	Brick
11242789	POS 118	1.50 - 1.50	Dark Brown	Silt Loam	0.063 - 0.1 mm	Vegetation	None
11242793	POS 118	2.50 - 2.50	Grey	Loamy Sand	0.1 - 2 mm	None	None
11242871	POS 119	0.50 - 0.50	Dark Brown	Loamy Sand	0.1 - 2 mm	Stones	Vegetation
11242916	POS 120	0.50 - 0.50	Dark Brown	Loamy Sand	0.1 - 2 mm	Stones	Vegetation
11242976	POS 121	0.50 - 0.50	Dark Brown	Sandy Loam	0.1 - 2 mm	Stones	None
11243022	POS 121	1.50 - 1.50	Light Brown	Loamy Sand	0.1 - 2 mm	Stones	None
11243051	POS 122	0.50 - 0.50	Dark Brown	Sandy Loam	0.1 - 2 mm	Stones	None
11243055	POS 123	0.50 - 0.50	Dark Brown	Sandy Loam	0.1 - 2 mm	Stones	Concrete/Aggregate
11243059	POS 123	2.60 - 2.60	Grey	Sandy Clay Loam	0.1 - 2 mm	Vegetation	None
11242772	POS 124	1.50 - 1.50	Black	N/A	0.1 - 2 mm	Stones	Vegetation
11242781	POS 124	2.50 - 2.50	Grey	Loamy Sand	0.1 - 2 mm	None	None
11242764	POS 125	2.00 - 2.00	Dark Brown	N/A	0.1 - 2 mm	Stones	Vegetation
11242768	POS 125	3.50 - 3.50	Light Brown	Clay	<0.063 mm	Stones	None
11243032	TPE 0229 R	0.10 - 0.10	Dark Brown	Sandy Loam	0.1 - 2 mm	Stones	None
11243040	TPE 1056 R	0.50 - 0.50	Dark Brown	Loamy Sand	0.1 - 2 mm	Stones	Vegetation
11243030	TPE 2908 R	0.50 - 0.50	Dark Brown	Sandy Clay Loam	0.1 - 2 mm	Stones	Vegetation
11243042	TPE 7123 R	0.40 - 0.40	Light Brown	Sand	0.1 - 2 mm	Stones	None
11243044	TPE 7129 R	0.20 - 0.20	Dark Brown	Sandy Loam	0.1 - 2 mm	Stones	Vegetation

These descriptions are only intended to act as a cross check if sample identities are questioned, and to provide a log of sample matrices with respect to MCERTS validation. They are not intended as full geological descriptions.

We are accredited to MCERTS for sand, clay and loam/topsoil, or any of these materials - whether these are derived from naturally ocurring soil profiles, or from fill/made ground, as long as these materials constitute the major part of the sample.

Other coarse granular materials such as concrete, gravel and brick are not accredited if they comprise the major part of the sample.

CERTIFICATE OF ANALYSIS

SDG:	150423-112	**Location:**	Coed Darcy	**Order Number:**	CD1193
Job:	H_ATKINS_LDC-335	**Customer:**	Atkins Global Ltd	**Report Number:**	312955
Client Reference:	POS	**Attention:**	Alex Mann	**Superseded Report:**	

Results Legend

#	ISO17025 accredited.
M	*m*CERTS accredited.
aq	Aqueous / settled sample.
diss.filt	Dissolved / filtered sample.
tot.unfilt	Total / unfiltered sample.
*	Subcontracted test.
**	% recovery of the surrogate standard to check the efficiency of the method. The results of individual compounds within samples aren't corrected for the recovery
(F)	Trigger breach confirmed
1-5&+§@	Sample deviation (see appendix)

Component	LOD/Units	Method	Customer Sample R	IP 0449 R	IP 3487 R	IP 3494 R	PC sample	POS 12	POS 13
			Depth (m)	0.50 - 0.50	0.50 - 0.50	0.50 - 0.50	0.10 - 0.10	0.50 - 0.50	0.50 - 0.50
			Sample Type	Soil/Solid	Soil/Solid	Soil/Solid	Soil/Solid	Soil/Solid	Soil/Solid
			Date Sampled	22/04/2015	22/04/2015	22/04/2015	20/04/2015	21/04/2015	21/04/2015
			Sample Time	.	.	.	.	.	.
			Date Received	23/04/2015	23/04/2015	23/04/2015	23/04/2015	23/04/2015	23/04/2015
			SDG Ref	150423-112	150423-112	150423-112	150423-112	150423-112	150423-112
			Lab Sample No.(s)	11243034	11243038	11243036	11242797	11242892	11242896
			AGS Reference						
Moisture Content Ratio (% of as received sample)	%	PM024		9.1	15	12	28	12	11
Actinolite*	-	SUB (ASB)		Not Detected #	Not Detected #	Not Detected #	Not Detected #		
Amosite*	-	SUB (ASB)		Not Detected #	Not Detected #	Not Detected #	Not Detected #		
Anthophyllite*	-	SUB (ASB)		Not Detected #	Not Detected #	Not Detected #	Not Detected #		
Chrysotile*	-	SUB (ASB)		Not Detected #	Not Detected #	Not Detected #	Not Detected #		
Crocidolite*	-	SUB (ASB)		Not Detected #	Not Detected #	Not Detected #	Not Detected #		
Tremolite*	-	SUB (ASB)		Not Detected #	Not Detected #	Not Detected #	Not Detected #		
Non-Asbestos Fibres Detected	-	SUB (ASB)		Not Detected #	Not Detected #	Not Detected #	Not Detected #		
Exchangeable Ammonia as NH4	<15 mg/kg	TM024					176 M		
Soil Organic Matter (SOM)	<0.35 %	TM132					7.38 #		
pH	1 pH Units	TM133					6.17 M	5.66 M	6.66 M
Arsenic	<0.6 mg/kg	TM181					10.6 M	17.8 M	16.7 M
Cadmium	<0.02 mg/kg	TM181					0.605 M	0.49 M	0.459 M
Chromium	<0.9 mg/kg	TM181					15.9 M	13 M	14.6 M
Copper	<1.4 mg/kg	TM181					50 M	24.3 M	25.2 M
Lead	<0.7 mg/kg	TM181					79.3 M	16.2 M	13.9 M
Mercury	<0.14 mg/kg	TM181					<0.14 M	<0.14 M	<0.14 M
Nickel	<0.2 mg/kg	TM181					15.4 M	19.5 M	21.5 M
Selenium	<1 mg/kg	TM181					<1 #	<1 #	<1 #
Vanadium	<0.2 mg/kg	TM181					25.2 #	17.7 #	19.3 #
Zinc	<1.9 mg/kg	TM181					136 M	67.3 M	59.5 M
Alkalinity, Total as CaCO3	<10 mg/kg	TM230					167		
Phosphate (ortho) as PO4	<1 mg/kg	TM243					50.2		
Nitrate as N, 2:1 water soluble	<0.226 mg/kg	TM243					6.92		
Nitrite (soluble) as N	<0.03 mg/kg	TM243					0.0347		

CERTIFICATE OF ANALYSIS

SDG:	150423-112	**Location:**	Coed Darcy	**Order Number:**	CD1193
Job:	H_ATKINS_LDC-335	**Customer:**	Atkins Global Ltd	**Report Number:**	312955
Client Reference:	POS	**Attention:**	Alex Mann	**Superseded Report:**	

Results Legend

#	ISO17025 accredited.
M	*m*CERTS accredited.
aq	Aqueous / settled sample.
diss.filt	Dissolved / filtered sample.
tot.unfilt	Total / unfiltered sample.
*	Subcontracted test.
**	% recovery of the surrogate standard to check the efficiency of the method. The results of individual compounds within samples aren't corrected for the recovery
(F)	Trigger breach confirmed
1-5&+§@	Sample deviation (see appendix)

Component	LOD/Units	Method	Customer Sample R	POS 13	POS 15	POS 16	POS 16	POS 16	POS 16
			Depth (m)	1.50 - 1.50	0.50 - 0.50	0.20 - 0.20	0.90 - 0.90	1.50 - 1.50	2.50 - 2.50
			Sample Type	Soil/Solid	Soil/Solid	Soil/Solid	Soil/Solid	Soil/Solid	Soil/Solid
			Date Sampled	21/04/2015	21/04/2015	21/04/2015	21/04/2015	21/04/2015	21/04/2015
			Sample Time	.	.	.	.	.	.
			Date Received	23/04/2015	23/04/2015	23/04/2015	23/04/2015	23/04/2015	23/04/2015
			SDG Ref	150423-112	150423-112	150423-112	150423-112	150423-112	150423-112
			Lab Sample No.(s)	11242900	11242888	11242846	11242817	11242821	11242830
			AGS Reference						
Moisture Content Ratio (% of as received sample)	%	PM024		8.7	9	15	7.5	11	10
Actinolite*	-	SUB (ASB)			Not Detected #		Not Detected #		
Amosite*	-	SUB (ASB)			Not Detected #		Not Detected #		
Anthophyllite*	-	SUB (ASB)			Not Detected #		Not Detected #		
Chrysotile*	-	SUB (ASB)			Not Detected #		Not Detected #		
Crocidolite*	-	SUB (ASB)			Not Detected #		Not Detected #		
Tremolite*	-	SUB (ASB)			Not Detected #		Not Detected #		
Non-Asbestos Fibres Detected	-	SUB (ASB)			Not Detected #		Not Detected #		
pH	1 pH Units	TM133		6.07 M	7.59 M	7.11 M	7.64 M	7.35 M	7.28 M
Arsenic	<0.6 mg/kg	TM181		8.72 M	17 M	41.9 M	9.56 M	13.5 M	12.7 M
Cadmium	<0.02 mg/kg	TM181		0.389 M	0.736 M	0.964 M	0.38 M	0.55 M	0.51 M
Chromium	<0.9 mg/kg	TM181		13.1 M	13.7 M	19.1 M	12.2 M	13.9 M	16 M
Copper	<1.4 mg/kg	TM181		11.9 M	86.8 M	358 M	21.3 M	28.3 M	18.4 M
Lead	<0.7 mg/kg	TM181		10.5 M	35.2 M	86.6 M	13 M	19.2 M	13.3 M
Mercury	<0.14 mg/kg	TM181		<0.14 M	<0.14 M	<0.14 M	<0.14 M	<0.14 M	<0.14 M
Nickel	<0.2 mg/kg	TM181		24.9 M	36.7 M	47.5 M	29.5 M	28.6 M	28 M
Selenium	<1 mg/kg	TM181		<1 #	<1 #	<1 #	<1 #	<1 #	<1 #
Vanadium	<0.2 mg/kg	TM181		15 #	20.6 #	37 #	15.4 #	16.5 #	24.1 #
Zinc	<1.9 mg/kg	TM181		56.7 M	145 M	659 M	728 M	108 M	86.7 M

CERTIFICATE OF ANALYSIS

SDG:	150423-112	**Location:**	Coed Darcy	**Order Number:**	CD1193
Job:	H_ATKINS_LDC-335	**Customer:**	Atkins Global Ltd	**Report Number:**	312955
Client Reference:	POS	**Attention:**	Alex Mann	**Superseded Report:**	

Results Legend

#	ISO17025 accredited.
M	*m*CERTS accredited.
aq	Aqueous / settled sample.
diss.filt	Dissolved / filtered sample.
tot.unfilt	Total / unfiltered sample.
*	Subcontracted test.
**	% recovery of the surrogate standard to check the efficiency of the method. The results of individual compounds within samples aren't corrected for the recovery
(F)	Trigger breach confirmed
1-5&+§@	Sample deviation (see appendix)

Component	LOD/Units	Method	Customer Sample R	POS 17	POS 17	POS 19	POS 19	POS 19	POS 20
			Depth (m)	0.50 - 0.50	1.50 - 1.50	0.50 - 0.50	2.00 - 2.00	3.50 - 3.50	0.50 - 0.50
			Sample Type	Soil/Solid	Soil/Solid	Soil/Solid	Soil/Solid	Soil/Solid	Soil/Solid
			Date Sampled	21/04/2015	21/04/2015	21/04/2015	21/04/2015	21/04/2015	21/04/2015
			Sample Time	.	.	.	.	.	.
			Date Received	23/04/2015	23/04/2015	23/04/2015	23/04/2015	23/04/2015	23/04/2015
			SDG Ref	150423-112	150423-112	150423-112	150423-112	150423-112	150423-112
			Lab Sample No.(s)	11242850	11242854	11242859	11242863	11242867	11242875
			AGS Reference						
Moisture Content Ratio (% of as received sample)	%	PM024		13	9.3	9.9	9.6	12	10
Actinolite*	-	SUB (ASB)		Not Detected #		Not Detected #			Not Detected #
Amosite*	-	SUB (ASB)		Not Detected #		Not Detected #			Not Detected #
Anthophyllite*	-	SUB (ASB)		Not Detected #		Not Detected #			Not Detected #
Chrysotile*	-	SUB (ASB)		Not Detected #		Not Detected #			Not Detected #
Crocidolite*	-	SUB (ASB)		Not Detected #		Not Detected #			Not Detected #
Tremolite*	-	SUB (ASB)		Not Detected #		Not Detected #			Not Detected #
Non-Asbestos Fibres Detected	-	SUB (ASB)		Not Detected #		Not Detected #			Not Detected #
Soil Organic Matter (SOM)	<0.35 %	TM132		1.4 #			0.986 #		
pH	1 pH Units	TM133		8.25 M	7.45 M	6.93 M	7.42 M	7 M	6.63 M
Arsenic	<0.6 mg/kg	TM181		14.2 M	9.48 M	8.82 M	9.45 M	16.2 M	11.6 M
Cadmium	<0.02 mg/kg	TM181		0.491 M	0.424 M	0.224 M	0.444 M	0.592 M	0.585 M
Chromium	<0.9 mg/kg	TM181		11 M	10.3 M	11.2 M	12.6 M	13.8 M	13.1 M
Copper	<1.4 mg/kg	TM181		23.8 M	18.2 M	17.5 M	15.1 M	27.2 M	24 M
Lead	<0.7 mg/kg	TM181		15.4 M	11.9 M	15.1 M	12.5 M	16.9 M	24.4 M
Mercury	<0.14 mg/kg	TM181		<0.14 M	<0.14 M	<0.14 M	<0.14 M	<0.14 M	0.427 M
Nickel	<0.2 mg/kg	TM181		21 M	21.2 M	23.5 M	23.4 M	25.8 M	25.8 M
Selenium	<1 mg/kg	TM181		<1 #	<1 #	<1 #	<1 #	<1 #	<1 #
Vanadium	<0.2 mg/kg	TM181		13.4 #	12.4 #	13.3 #	14.9 #	18 #	15.7 #
Zinc	<1.9 mg/kg	TM181		69 M	69.9 M	72.6 M	62.1 M	70.8 M	106 M

CERTIFICATE OF ANALYSIS

SDG:	150423-112	**Location:**	Coed Darcy	**Order Number:**	CD1193
Job:	H_ATKINS_LDC-335	**Customer:**	Atkins Global Ltd	**Report Number:**	312955
Client Reference:	POS	**Attention:**	Alex Mann	**Superseded Report:**	

Results Legend

#	ISO17025 accredited.
M	*m*CERTS accredited.
aq	Aqueous / settled sample.
diss.filt	Dissolved / filtered sample.
tot.unfilt	Total / unfiltered sample.
*	Subcontracted test.
**	% recovery of the surrogate standard to check the efficiency of the method. The results of individual compounds within samples aren't corrected for the recovery
(F)	Trigger breach confirmed
1-5&+§@	Sample deviation (see appendix)

Component	LOD/Units	Method	Customer Sample R	POS 20	POS 20	POS 21	POS 21	POS 21	POS 21
			Depth (m)	1.50 - 1.50	2.50 - 2.50	0.50 - 0.50	1.50 - 1.50	2.50 - 2.50	3.50 - 3.50
			Sample Type	Soil/Solid	Soil/Solid	Soil/Solid	Soil/Solid	Soil/Solid	Soil/Solid
			Date Sampled	21/04/2015	21/04/2015	21/04/2015	21/04/2015	21/04/2015	21/04/2015
			Sample Time	.	.	.	.	.	.
			Date Received	23/04/2015	23/04/2015	23/04/2015	23/04/2015	23/04/2015	23/04/2015
			SDG Ref	150423-112	150423-112	150423-112	150423-112	150423-112	150423-112
			Lab Sample No.(s)	11242880	11242884	11242924	11242928	11242932	11242936
			AGS Reference						
Moisture Content Ratio (% of as received sample)	%	PM024		11	15	18	11	14	12
Actinolite*	-	SUB (ASB)				Not Detected #			
Amosite*	-	SUB (ASB)				Detected #			
Anthophyllite*	-	SUB (ASB)				Not Detected #			
Chrysotile*	-	SUB (ASB)				Detected #			
Crocidolite*	-	SUB (ASB)				Detected #			
Tremolite*	-	SUB (ASB)				Not Detected #			
Non-Asbestos Fibres Detected	-	SUB (ASB)				Not Detected #			
Soil Organic Matter (SOM)	<0.35 %	TM132			2.45 #	>100 #			<0.35 #
pH	1 pH Units	TM133		6.75 M	6.32 M	7.56 M	7.29 M	6.65 M	6.76 M
Arsenic	<0.6 mg/kg	TM181		14.7 M	31.8 M	21.1 M	13.4 M	19.9 M	8.32 M
Cadmium	<0.02 mg/kg	TM181		0.474 M	0.738 M	0.776 M	0.555 M	0.53 M	0.311 M
Chromium	<0.9 mg/kg	TM181		12 M	14.1 M	15 M	13.9 M	13.8 M	12.3 M
Copper	<1.4 mg/kg	TM181		26.8 M	50 M	278 M	2240 M	36.5 M	13.8 M
Lead	<0.7 mg/kg	TM181		17.4 M	25.7 M	75.8 M	29.7 M	30.8 M	11.6 M
Mercury	<0.14 mg/kg	TM181		<0.14 M	<0.14 M	0.274 M	<0.14 M	<0.14 M	<0.14 M
Nickel	<0.2 mg/kg	TM181		21.5 M	16.4 M	42.1 M	28 M	22.1 M	25.2 M
Selenium	<1 mg/kg	TM181		<1 #	<1 #	<1 #	<1 #	<1 #	<1 #
Vanadium	<0.2 mg/kg	TM181		14.8 #	19.6 #	32.7 #	17.3 #	17.3 #	13.3 #
Zinc	<1.9 mg/kg	TM181		78.1 M	90.3 M	143 M	90.2 M	79 M	60.6 M

CERTIFICATE OF ANALYSIS

SDG:	150423-112	**Location:**	Coed Darcy	**Order Number:**	CD1193
Job:	H_ATKINS_LDC-335	**Customer:**	Atkins Global Ltd	**Report Number:**	312955
Client Reference:	POS	**Attention:**	Alex Mann	**Superseded Report:**	

Results Legend

#	ISO17025 accredited.
M	*m*CERTS accredited.
aq	Aqueous / settled sample.
diss.filt	Dissolved / filtered sample.
tot.unfilt	Total / unfiltered sample.
*	Subcontracted test.
**	% recovery of the surrogate standard to check the efficiency of the method. The results of individual compounds within samples aren't corrected for the recovery
(F)	Trigger breach confirmed
1-5&+§@	Sample deviation (see appendix)

Component	LOD/Units	Method	Customer Sample R	POS 22	POS 22	POS 22	POS 22	POS 25	POS 25
			Depth (m)	0.50 - 0.50	1.50 - 1.50	2.50 - 2.50	3.50 - 3.50	0.50 - 0.50	1.50 - 1.50
			Sample Type	Soil/Solid	Soil/Solid	Soil/Solid	Soil/Solid	Soil/Solid	Soil/Solid
			Date Sampled	21/04/2015	21/04/2015	21/04/2015	21/04/2015	21/04/2015	21/04/2015
			Sample Time	.	.	.	.	.	.
			Date Received	23/04/2015	23/04/2015	23/04/2015	23/04/2015	23/04/2015	23/04/2015
			SDG Ref	150423-112	150423-112	150423-112	150423-112	150423-112	150423-112
			Lab Sample No.(s)	11242904	11242908	11242912	11242920	11242940	11242944
			AGS Reference						
Moisture Content Ratio (% of as received sample)	%	PM024		11	13	11	13	12	18
Actinolite*	-	SUB (ASB)		Not Detected #				Not Detected #	
Amosite*	-	SUB (ASB)		Not Detected #				Not Detected #	
Anthophyllite*	-	SUB (ASB)		Not Detected #				Not Detected #	
Chrysotile*	-	SUB (ASB)		Not Detected #				Not Detected #	
Crocidolite*	-	SUB (ASB)		Not Detected #				Not Detected #	
Tremolite*	-	SUB (ASB)		Not Detected #				Not Detected #	
Non-Asbestos Fibres Detected	-	SUB (ASB)		Not Detected #				Not Detected #	
Soil Organic Matter (SOM)	<0.35 %	TM132			2.79 #				
pH	1 pH Units	TM133		5.58 M	5.65 M	5.54 M	6.93 M	7.35 M	6.41 M
Arsenic	<0.6 mg/kg	TM181		17.2 M	26 M	12.9 M	19.9 M	21.1 M	30.5 M
Cadmium	<0.02 mg/kg	TM181		0.679 M	0.513 M	0.514 M	0.704 M	0.538 M	0.689 M
Chromium	<0.9 mg/kg	TM181		13.1 M	13.7 M	13.4 M	12.7 M	10.4 M	14.8 M
Copper	<1.4 mg/kg	TM181		38.6 M	50 M	24.8 M	45 M	28.9 M	57.3 M
Lead	<0.7 mg/kg	TM181		25.9 M	27.7 M	14 M	21.3 M	16.8 M	27.2 M
Mercury	<0.14 mg/kg	TM181		<0.14 M	<0.14 M	<0.14 M	<0.14 M	<0.14 M	<0.14 M
Nickel	<0.2 mg/kg	TM181		26.4 M	22.8 M	26.8 M	18.4 M	23.9 M	18.8 M
Selenium	<1 mg/kg	TM181		<1 #	<1 #	<1 #	<1 #	<1 #	<1 #
Vanadium	<0.2 mg/kg	TM181		17 #	18.8 #	16.3 #	16.3 #	13.8 #	20.5 #
Zinc	<1.9 mg/kg	TM181		102 M	94.1 M	76.6 M	89.8 M	87.4 M	102 M

CERTIFICATE OF ANALYSIS

SDG:	150423-112	**Location:**	Coed Darcy	**Order Number:**	CD1193
Job:	H_ATKINS_LDC-335	**Customer:**	Atkins Global Ltd	**Report Number:**	312955
Client Reference:	POS	**Attention:**	Alex Mann	**Superseded Report:**	

Results Legend

#	ISO17025 accredited.
M	*m*CERTS accredited.
aq	Aqueous / settled sample.
diss.filt	Dissolved / filtered sample.
tot.unfilt	Total / unfiltered sample.
*	Subcontracted test.
**	% recovery of the surrogate standard to check the efficiency of the method. The results of individual compounds within samples aren't corrected for the recovery
(F)	Trigger breach confirmed
1-5&+§@	Sample deviation (see appendix)

Component	LOD/Units	Method	Customer Sample R	POS 25	POS 27	POS 27	POS 27	POS 27	POS 29
			Depth (m)	2.50 - 2.50	0.50 - 0.50	1.50 - 1.50	2.50 - 2.50	3.50 - 3.50	0.50 - 0.50
			Sample Type	Soil/Solid	Soil/Solid	Soil/Solid	Soil/Solid	Soil/Solid	Soil/Solid
			Date Sampled	21/04/2015	21/04/2015	21/04/2015	21/04/2015	21/04/2015	21/04/2015
			Sample Time	.	.	.	.	.	.
			Date Received	23/04/2015	23/04/2015	23/04/2015	23/04/2015	23/04/2015	23/04/2015
			SDG Ref	150423-112	150423-112	150423-112	150423-112	150423-112	150423-112
			Lab Sample No.(s)	11242948	11242955	11242972	11242981	11242985	11242989
			AGS Reference						
Moisture Content Ratio (% of as received sample)	%	PM024		12	17	15	15	14	32
Actinolite*	-	SUB (ASB)			Not Detected #				Not Detected #
Amosite*	-	SUB (ASB)			Not Detected #				Not Detected #
Anthophyllite*	-	SUB (ASB)			Not Detected #				Not Detected #
Chrysotile*	-	SUB (ASB)			Detected #				Not Detected #
Crocidolite*	-	SUB (ASB)			Not Detected #				Not Detected #
Tremolite*	-	SUB (ASB)			Not Detected #				Not Detected #
Non-Asbestos Fibres Detected	-	SUB (ASB)			Not Detected #				Not Detected #
Soil Organic Matter (SOM)	<0.35 %	TM132			10.2 #			1.71 #	
pH	1 pH Units	TM133		7.19 M	7.75 M	7.23 M	7.37 M	7.08 M	7.11 M
Arsenic	<0.6 mg/kg	TM181		10.1 M	40.3 M	19.4 M	16.5 M	21.1 M	92.1 M
Cadmium	<0.02 mg/kg	TM181		0.288 M	0.711 M	0.756 M	0.745 M	0.571 M	2.86 M
Chromium	<0.9 mg/kg	TM181		12.5 M	15.1 M	14.7 M	15 M	15.3 M	28.7 M
Copper	<1.4 mg/kg	TM181		15.5 M	72.5 M	43.5 M	30.6 M	33.9 M	439 M
Lead	<0.7 mg/kg	TM181		13 M	75.5 M	101 M	43.5 M	16 M	1000 M
Mercury	<0.14 mg/kg	TM181		<0.14 M	7.43 M	<0.14 M	<0.14 M	<0.14 M	1.92 M
Nickel	<0.2 mg/kg	TM181		20.9 M	30.5 M	27.6 M	26.6 M	24.9 M	51.2 M
Selenium	<1 mg/kg	TM181		<1 #	<1 #	<1 #	<1 #	<1 #	<1 #
Vanadium	<0.2 mg/kg	TM181		14.9 #	28.1 #	20.9 #	21.4 #	19.4 #	43.5 #
Zinc	<1.9 mg/kg	TM181		55.4 M	135 M	126 M	106 M	84.1 M	2280 M

CERTIFICATE OF ANALYSIS

SDG:	150423-112	**Location:**	Coed Darcy	**Order Number:**	CD1193
Job:	H_ATKINS_LDC-335	**Customer:**	Atkins Global Ltd	**Report Number:**	312955
Client Reference:	POS	**Attention:**	Alex Mann	**Superseded Report:**	

Results Legend

#	ISO17025 accredited.
M	*m*CERTS accredited.
aq	Aqueous / settled sample.
diss.filt	Dissolved / filtered sample.
tot.unfilt	Total / unfiltered sample.
*	Subcontracted test.
**	% recovery of the surrogate standard to check the efficiency of the method. The results of individual compounds within samples aren't corrected for the recovery
(F)	Trigger breach confirmed
1-5&+§@	Sample deviation (see appendix)

Component	LOD/Units	Method	Customer Sample R	POS 29	POS 29	POS 31	POS 32	POS 33	POS 33
			Depth (m)	1.50 - 1.50	2.50 - 2.50	0.50 - 0.50	0.50 - 0.50	0.50 - 0.50	1.50 - 1.50
			Sample Type	Soil/Solid	Soil/Solid	Soil/Solid	Soil/Solid	Soil/Solid	Soil/Solid
			Date Sampled	21/04/2015	21/04/2015	21/04/2015	21/04/2015	21/04/2015	21/04/2015
			Sample Time	.	.	.	.	.	.
			Date Received	23/04/2015	23/04/2015	23/04/2015	23/04/2015	23/04/2015	23/04/2015
			SDG Ref	150423-112	150423-112	150423-112	150423-112	150423-112	150423-112
			Lab Sample No.(s)	11242994	11242998	11243018	11243026	11243010	11243014
			AGS Reference						
Moisture Content Ratio (% of as received sample)	%	PM024		11	12	8	10	28	26
Actinolite*	-	SUB (ASB)				Not Detected #	Not Detected #	Not Detected #	
Amosite*	-	SUB (ASB)				Not Detected #	Not Detected #	Not Detected #	
Anthophyllite*	-	SUB (ASB)				Not Detected #	Not Detected #	Not Detected #	
Chrysotile*	-	SUB (ASB)				Not Detected #	Not Detected #	Detected #	
Crocidolite*	-	SUB (ASB)				Not Detected #	Not Detected #	Not Detected #	
Tremolite*	-	SUB (ASB)				Not Detected #	Not Detected #	Not Detected #	
Non-Asbestos Fibres Detected	-	SUB (ASB)				Not Detected #	Not Detected #	Not Detected #	
Soil Organic Matter (SOM)	<0.35 %	TM132			1.81 #				
pH	1 pH Units	TM133		5.66 M	6.74 M	6.46 M	6.03 M	4.72 M	3.65 M
Arsenic	<0.6 mg/kg	TM181		8.76 M	16.9 M	10.8 M	12.3 M	17.6 M	11.9 M
Cadmium	<0.02 mg/kg	TM181		0.461 M	0.581 M	0.634 M	0.683 M	0.686 M	0.179 M
Chromium	<0.9 mg/kg	TM181		10.7 M	13.8 M	12.3 M	13.8 M	6.23 M	16.5 M
Copper	<1.4 mg/kg	TM181		12.3 M	28.9 M	14 M	64.5 M	27.8 M	9.76 M
Lead	<0.7 mg/kg	TM181		10.9 M	21.8 M	30.2 M	17.5 M	16.9 M	7.9 M
Mercury	<0.14 mg/kg	TM181		<0.14 M	<0.14 M	<0.14 M	<0.14 M	<0.14 M	<0.14 M
Nickel	<0.2 mg/kg	TM181		22.6 M	23.6 M	28.1 M	30.6 M	17 M	11.5 M
Selenium	<1 mg/kg	TM181		<1 #	<1 #	<1 #	<1 #	<1 #	<1 #
Vanadium	<0.2 mg/kg	TM181		12.9 #	16.8 #	14.6 #	18.6 #	22.3 #	30.9 #
Zinc	<1.9 mg/kg	TM181		71.3 M	93.4 M	87.3 M	93.7 M	65.5 M	33.6 M

CERTIFICATE OF ANALYSIS

SDG:	150423-112	**Location:**	Coed Darcy	**Order Number:**	CD1193
Job:	H_ATKINS_LDC-335	**Customer:**	Atkins Global Ltd	**Report Number:**	312955
Client Reference:	POS	**Attention:**	Alex Mann	**Superseded Report:**	

Results Legend

#	ISO17025 accredited.
M	*m*CERTS accredited.
aq	Aqueous / settled sample.
diss.filt	Dissolved / filtered sample.
tot.unfilt	Total / unfiltered sample.
*	Subcontracted test.
**	% recovery of the surrogate standard to check the efficiency of the method. The results of individual compounds within samples aren't corrected for the recovery
(F)	Trigger breach confirmed
1-5&+§@	Sample deviation (see appendix)

Component	LOD/Units	Method	Customer Sample R	POS 34	POS 34	POS 115	POS 116	POS 117	POS 117
			Depth (m)	0.50 - 0.50	1.60 - 1.60	0.50 - 0.50	0.50 - 0.50	1.50 - 1.50	2.50 - 2.50
			Sample Type	Soil/Solid	Soil/Solid	Soil/Solid	Soil/Solid	Soil/Solid	Soil/Solid
			Date Sampled	21/04/2015	21/04/2015	20/04/2015	20/04/2015	20/04/2015	20/04/2015
			Sample Time	.	.	.	.	.	.
			Date Received	23/04/2015	23/04/2015	23/04/2015	23/04/2015	23/04/2015	23/04/2015
			SDG Ref	150423-112	150423-112	150423-112	150423-112	150423-112	150423-112
			Lab Sample No.(s)	11243002	11243006	11242760	11242809	11242801	11242805
			AGS Reference						
Moisture Content Ratio (% of as received sample)	%	PM024		20	14	9.8	5.9	19	67
Actinolite*	-	SUB (ASB)		Not Detected #		Not Detected #	Not Detected #		
Amosite*	-	SUB (ASB)		Not Detected #		Not Detected #	Not Detected #		
Anthophyllite*	-	SUB (ASB)		Not Detected #		Not Detected #	Not Detected #		
Chrysotile*	-	SUB (ASB)		Not Detected #		Not Detected #	Not Detected #		
Crocidolite*	-	SUB (ASB)		Not Detected #		Not Detected #	Not Detected #		
Tremolite*	-	SUB (ASB)		Not Detected #		Not Detected #	Not Detected #		
Non-Asbestos Fibres Detected	-	SUB (ASB)		Not Detected #		Not Detected #	Not Detected #		
Soil Organic Matter (SOM)	<0.35 %	TM132				1.95 #			
pH	1 pH Units	TM133		6.89 M	5.45 M	7.11 M	6.84 M	6.74 M	5.42 M
Arsenic	<0.6 mg/kg	TM181		7.7 M	10.3 M	10.5 M	7.74 M	16 M	10.1 M
Cadmium	<0.02 mg/kg	TM181		0.256 M	0.333 M	0.158 M	0.238 M	0.57 M	0.817 M
Chromium	<0.9 mg/kg	TM181		14.3 M	11.2 M	13.4 M	12.2 M	18.9 M	8.59 M
Copper	<1.4 mg/kg	TM181		24.9 M	15.4 M	16.8 M	17.4 M	19.3 M	10.3 M
Lead	<0.7 mg/kg	TM181		13.4 M	12.1 M	17.2 M	18.4 M	23.9 M	12.2 M
Mercury	<0.14 mg/kg	TM181		<0.14 M	<0.14 M	<0.14 M	<0.14 M	<0.14 M	<0.14 M
Nickel	<0.2 mg/kg	TM181		7.03 M	22 M	24 M	26.3 M	19.2 M	20.7 M
Selenium	<1 mg/kg	TM181		<1 #	<1 #	<1 #	<1 #	<1 #	1.33 #
Vanadium	<0.2 mg/kg	TM181		22 #	13.5 #	13.1 #	8.98 #	23.5 #	13.3 #
Zinc	<1.9 mg/kg	TM181		35.4 M	60 M	75 M	124 M	79.3 M	80.2 M

CERTIFICATE OF ANALYSIS

SDG:	150423-112	**Location:**	Coed Darcy	**Order Number:**	CD1193
Job:	H_ATKINS_LDC-335	**Customer:**	Atkins Global Ltd	**Report Number:**	312955
Client Reference:	POS	**Attention:**	Alex Mann	**Superseded Report:**	

Results Legend

#	ISO17025 accredited.
M	*m*CERTS accredited.
aq	Aqueous / settled sample.
diss.filt	Dissolved / filtered sample.
tot.unfilt	Total / unfiltered sample.
*	Subcontracted test.
**	% recovery of the surrogate standard to check the efficiency of the method. The results of individual compounds within samples aren't corrected for the recovery
(F)	Trigger breach confirmed
1-5&+§@	Sample deviation (see appendix)

Component	LOD/Units	Method	Customer Sample R	POS 117	POS 118	POS 118	POS 118	POS 119	POS 120
			Depth (m)	3.50 - 3.50	0.30 - 0.30	1.50 - 1.50	2.50 - 2.50	0.50 - 0.50	0.50 - 0.50
			Sample Type	Soil/Solid	Soil/Solid	Soil/Solid	Soil/Solid	Soil/Solid	Soil/Solid
			Date Sampled	20/04/2015	20/04/2015	20/04/2015	20/04/2015	20/04/2015	20/04/2015
			Sample Time	.	.	.	.	.	.
			Date Received	23/04/2015	23/04/2015	23/04/2015	23/04/2015	23/04/2015	23/04/2015
			SDG Ref	150423-112	150423-112	150423-112	150423-112	150423-112	150423-112
			Lab Sample No.(s)	11242813	11242785	11242789	11242793	11242871	11242916
			AGS Reference						
Moisture Content Ratio (% of as received sample)	%	PM024		29	15	80	15	6.4	9
Actinolite*	-	SUB (ASB)			Not Detected #			Not Detected #	Not Detected #
Amosite*	-	SUB (ASB)			Detected #			Not Detected #	Not Detected #
Anthophyllite*	-	SUB (ASB)			Not Detected #			Not Detected #	Not Detected #
Chrysotile*	-	SUB (ASB)			Detected #			Not Detected #	Not Detected #
Crocidolite*	-	SUB (ASB)			Detected #			Not Detected #	Not Detected #
Tremolite*	-	SUB (ASB)			Not Detected #			Not Detected #	Not Detected #
Non-Asbestos Fibres Detected	-	SUB (ASB)			Detected #			Not Detected #	Not Detected #
Soil Organic Matter (SOM)	<0.35 %	TM132		5.81 #					
pH	1 pH Units	TM133		5.43 M	8.73 M	5.5 M	6.53 M	6.18 M	7.49 M
Arsenic	<0.6 mg/kg	TM181		1.43 M	25.4 M	52.1 M	2 M	12.8 M	6.78 M
Cadmium	<0.02 mg/kg	TM181		0.181 M	1.62 M	0.864 M	0.0784 M	0.996 M	0.335 M
Chromium	<0.9 mg/kg	TM181		5.96 M	27.6 M	7.93 M	13.7 M	18.2 M	13.4 M
Copper	<1.4 mg/kg	TM181		6.24 M	79.4 M	13.7 M	15.3 M	25.5 M	17.2 M
Lead	<0.7 mg/kg	TM181		8.58 M	425 M	7.6 M	13.9 M	22 M	35.9 M
Mercury	<0.14 mg/kg	TM181		<0.14 M	20.6 M	<0.14 M	<0.14 M	<0.14 M	<0.14 M
Nickel	<0.2 mg/kg	TM181		3.38 M	34.5 M	27.9 M	20.2 M	32.8 M	25.8 M
Selenium	<1 mg/kg	TM181		<1 #	<1 #	2.41 #	<1 #	<1 #	<1 #
Vanadium	<0.2 mg/kg	TM181		5.56 #	37.2 #	7.94 #	16.5 #	18.5 #	13 #
Zinc	<1.9 mg/kg	TM181		15.1 M	666 M	84.6 M	45.6 M	160 M	167 M

CERTIFICATE OF ANALYSIS

SDG:	150423-112	**Location:**	Coed Darcy	**Order Number:**	CD1193
Job:	H_ATKINS_LDC-335	**Customer:**	Atkins Global Ltd	**Report Number:**	312955
Client Reference:	POS	**Attention:**	Alex Mann	**Superseded Report:**	

Results Legend

#	ISO17025 accredited.
M	*m*CERTS accredited.
aq	Aqueous / settled sample.
diss.filt	Dissolved / filtered sample.
tot.unfilt	Total / unfiltered sample.
*	Subcontracted test.
**	% recovery of the surrogate standard to check the efficiency of the method. The results of individual compounds within samples aren't corrected for the recovery
(F)	Trigger breach confirmed
1-5&+§@	Sample deviation (see appendix)

Component	LOD/Units	Method	Customer Sample R	POS 121	POS 121	POS 122	POS 123	POS 123	POS 124
			Depth (m)	0.50 - 0.50	1.50 - 1.50	0.50 - 0.50	0.50 - 0.50	2.60 - 2.60	1.50 - 1.50
			Sample Type	Soil/Solid	Soil/Solid	Soil/Solid	Soil/Solid	Soil/Solid	Soil/Solid
			Date Sampled	20/04/2015	20/04/2015	20/04/2015	20/04/2015	20/04/2015	20/04/2015
			Sample Time	.	.	.	.	.	.
			Date Received	23/04/2015	23/04/2015	23/04/2015	23/04/2015	23/04/2015	23/04/2015
			SDG Ref	150423-112	150423-112	150423-112	150423-112	150423-112	150423-112
			Lab Sample No.(s)	11242976	11243022	11243051	11243055	11243059	11242772
			AGS Reference						
Moisture Content Ratio (% of as received sample)	%	PM024		8.8	8.6	9.7	9.1	21	80
Actinolite*	-	SUB (ASB)		Not Detected #		Not Detected #	Not Detected #		
Amosite*	-	SUB (ASB)		Not Detected #		Not Detected #	Detected #		
Anthophyllite*	-	SUB (ASB)		Not Detected #		Not Detected #	Not Detected #		
Chrysotile*	-	SUB (ASB)		Not Detected #		Not Detected #	Not Detected #		
Crocidolite*	-	SUB (ASB)		Not Detected #		Not Detected #	Not Detected #		
Tremolite*	-	SUB (ASB)		Not Detected #		Not Detected #	Not Detected #		
Non-Asbestos Fibres Detected	-	SUB (ASB)		Not Detected #		Not Detected #	Not Detected #		
Soil Organic Matter (SOM)	<0.35 %	TM132		0.655 #				2.03 #	
pH	1 pH Units	TM133		8.23 M	7.51 M	6.52 M	9.09 M	6.19 M	5.56
Arsenic	<0.6 mg/kg	TM181		7.95 M	6.07 M	8.24 M	34.8 M	26.4 M	3.57
Cadmium	<0.02 mg/kg	TM181		0.518 M	0.35 M	0.358 M	10.8 M	2.37 M	0.421
Chromium	<0.9 mg/kg	TM181		16.1 M	14.3 M	11.7 M	96.2 M	46 M	3.12
Copper	<1.4 mg/kg	TM181		12.7 M	5.54 M	12.7 M	156 M	93.1 M	8.45
Lead	<0.7 mg/kg	TM181		23.2 M	8.51 M	26.2 M	729 M	96 M	6.54
Mercury	<0.14 mg/kg	TM181		<0.14 M	<0.14 M	<0.14 M	<0.14 M	<0.14 M	<0.14
Nickel	<0.2 mg/kg	TM181		29.9 M	31.1 M	23.2 M	46.1 M	13.6 M	14.4
Selenium	<1 mg/kg	TM181		<1 #	<1 #	<1 #	<1 #	<1 #	<1
Vanadium	<0.2 mg/kg	TM181		13.7 #	15.8 #	11 #	31.5 #	16.6 #	7.66
Zinc	<1.9 mg/kg	TM181		110 M	85.9 M	217 M	2290 M	447 M	11.2

CERTIFICATE OF ANALYSIS

SDG:	150423-112	**Location:**	Coed Darcy	**Order Number:**	CD1193
Job:	H_ATKINS_LDC-335	**Customer:**	Atkins Global Ltd	**Report Number:**	312955
Client Reference:	POS	**Attention:**	Alex Mann	**Superseded Report:**	

Results Legend

#	ISO17025 accredited.
M	*m*CERTS accredited.
aq	Aqueous / settled sample.
diss.filt	Dissolved / filtered sample.
tot.unfilt	Total / unfiltered sample.
*	Subcontracted test.
**	% recovery of the surrogate standard to check the efficiency of the method. The results of individual compounds within samples aren't corrected for the recovery
(F)	Trigger breach confirmed
1-5&+§@	Sample deviation (see appendix)

Component	LOD/Units	Method	Customer Sample R	POS 124	POS 125	POS 125	TPE 0229 R	TPE 1056 R	TPE 2908 R
			Depth (m)	2.50 - 2.50	2.00 - 2.00	3.50 - 3.50	0.10 - 0.10	0.50 - 0.50	0.50 - 0.50
			Sample Type	Soil/Solid	Soil/Solid	Soil/Solid	Soil/Solid	Soil/Solid	Soil/Solid
			Date Sampled	20/04/2015	20/04/2015	20/04/2015	22/04/2015	22/04/2015	22/04/2015
			Sample Time	.	.	.	.	.	.
			Date Received	23/04/2015	23/04/2015	23/04/2015	23/04/2015	23/04/2015	23/04/2015
			SDG Ref	150423-112	150423-112	150423-112	150423-112	150423-112	150423-112
			Lab Sample No.(s)	11242781	11242764	11242768	11243032	11243040	11243030
			AGS Reference						
Moisture Content Ratio (% of as received sample)	%	PM024		14	66	21	12	20	19
Actinolite*	-	SUB (ASB)					Not Detected #	Not Detected #	Not Detected #
Amosite*	-	SUB (ASB)					Detected #	Not Detected #	Not Detected #
Anthophyllite*	-	SUB (ASB)					Not Detected #	Not Detected #	Not Detected #
Chrysotile*	-	SUB (ASB)					Not Detected #	Not Detected #	Detected #
Crocidolite*	-	SUB (ASB)					Not Detected #	Not Detected #	Detected #
Tremolite*	-	SUB (ASB)					Not Detected #	Not Detected #	Not Detected #
Non-Asbestos Fibres Detected	-	SUB (ASB)					Not Detected #	Not Detected #	Not Detected #
Soil Organic Matter (SOM)	<0.35 %	TM132		2.05 #					
pH	1 pH Units	TM133		5.84 M	4.78	5.22 M			
Arsenic	<0.6 mg/kg	TM181		1.77 M	11	3.1 M			
Cadmium	<0.02 mg/kg	TM181		0.0708 M	0.77	0.0948 M			
Chromium	<0.9 mg/kg	TM181		14.3 M	8.73	9.77 M			
Copper	<1.4 mg/kg	TM181		8.04 M	28.4	2.74 M			
Lead	<0.7 mg/kg	TM181		12.6 M	25	12.2 M			
Mercury	<0.14 mg/kg	TM181		<0.14 M	<0.14	<0.14 M			
Nickel	<0.2 mg/kg	TM181		16.9 M	16.1	8.04 M			
Selenium	<1 mg/kg	TM181		<1 #	1.75	<1 #			
Vanadium	<0.2 mg/kg	TM181		18 #	18.1	14.2 #			
Zinc	<1.9 mg/kg	TM181		33.4 M	71.4	27.4 M			

CERTIFICATE OF ANALYSIS

SDG:	150423-112	**Location:**	Coed Darcy	**Order Number:**	CD1193
Job:	H_ATKINS_LDC-335	**Customer:**	Atkins Global Ltd	**Report Number:**	312955
Client Reference:	POS	**Attention:**	Alex Mann	**Superseded Report:**	

Results Legend

#	ISO17025 accredited.
M	*m*CERTS accredited.
aq	Aqueous / settled sample.
diss.filt	Dissolved / filtered sample.
tot.unfilt	Total / unfiltered sample.
*	Subcontracted test.
**	% recovery of the surrogate standard to check the efficiency of the method. The results of individual compounds within samples aren't corrected for the recovery
(F)	Trigger breach confirmed
1-5&+§@	Sample deviation (see appendix)

Component	LOD/Units	Method	Customer Sample R	TPE 7123 R	TPE 7129 R				
			Depth (m)	0.40 - 0.40	0.20 - 0.20				
			Sample Type	Soil/Solid	Soil/Solid				
			Date Sampled	22/04/2015	22/04/2015				
			Sample Time	.	.				
			Date Received	23/04/2015	23/04/2015				
			SDG Ref	150423-112	150423-112				
			Lab Sample No.(s)	11243042	11243044				
			AGS Reference						
Moisture Content Ratio (% of as received sample)	%	PM024		4.4	8.5				
Actinolite*	-	SUB (ASB)		Not Detected #	Not Detected #				
Amosite*	-	SUB (ASB)		Not Detected #	Not Detected #				
Anthophyllite*	-	SUB (ASB)		Not Detected #	Not Detected #				
Chrysotile*	-	SUB (ASB)		Not Detected #	Detected #				
Crocidolite*	-	SUB (ASB)		Not Detected #	Not Detected #				
Tremolite*	-	SUB (ASB)		Not Detected #	Not Detected #				
Non-Asbestos Fibres Detected	-	SUB (ASB)		Not Detected #	Not Detected #				

CERTIFICATE OF ANALYSIS

SDG:	150423-112	**Location:**	Coed Darcy	**Order Number:**	CD1193
Job:	H_ATKINS_LDC-335	**Customer:**	Atkins Global Ltd	**Report Number:**	312955
Client Reference:	POS	**Attention:**	Alex Mann	**Superseded Report:**	

EPH CWG (Aliphatic) GC (S)

Results Legend	
#	ISO17025 accredited.
M	*m*CERTS accredited.
aq	Aqueous / settled sample.
diss.filt	Dissolved / filtered sample.
tot.unfilt	Total / unfiltered sample.
*	Subcontracted test.
**	% recovery of the surrogate standard to check the efficiency of the method. The results of individual compounds within samples aren't corrected for the recovery
(F)	Trigger breach confirmed
1-5&+§@	Sample deviation (see appendix)

Component	LOD/Units	Method	Customer Sample R	
			POS 33	
			Depth (m)	0.50 - 0.50
			Sample Type	Soil/Solid
			Date Sampled	21/04/2015
			Sample Time	.
			Date Received	23/04/2015
			SDG Ref	150423-112
			Lab Sample No.(s)	11243010
			AGS Reference	
Aliphatics >C12-C16	<100 µg/kg	TM173	2040000	
Aliphatics >C16-C21	<100 µg/kg	TM173	3590000	
Aliphatics >C21-C35	<100 µg/kg	TM173	3900000	
Aliphatics >C35-C44	<100 µg/kg	TM173	661000	
Total Aliphatics >C12-C44	<100 µg/kg	TM173	10200000	

CERTIFICATE OF ANALYSIS

SDG:	150423-112	**Location:**	Coed Darcy	**Order Number:**	CD1193
Job:	H_ATKINS_LDC-335	**Customer:**	Atkins Global Ltd	**Report Number:**	312955
Client Reference:	POS	**Attention:**	Alex Mann	**Superseded Report:**	

EPH CWG (Aromatic) GC (S)

Results Legend	
#	ISO17025 accredited.
M	*m*CERTS accredited.
aq	Aqueous / settled sample.
diss.filt	Dissolved / filtered sample.
tot.unfilt	Total / unfiltered sample.
*	Subcontracted test.
**	% recovery of the surrogate standard to check the efficiency of the method. The results of individual compounds within samples aren't corrected for the recovery
(F)	Trigger breach confirmed
1-5&+§@	Sample deviation (see appendix)

Component	LOD/Units	Method	Customer Sample R	
			POS 33	
			Depth (m)	0.50 - 0.50
			Sample Type	Soil/Solid
			Date Sampled	21/04/2015
			Sample Time	.
			Date Received	23/04/2015
			SDG Ref	150423-112
			Lab Sample No.(s)	11243010
			AGS Reference	
Aromatics >EC12-EC16	<100 µg/kg	TM173	605000	
Aromatics >EC16-EC21	<100 µg/kg	TM173	1740000	
Aromatics >EC21-EC35	<100 µg/kg	TM173	2910000	
Aromatics >EC35-EC44	<100 µg/kg	TM173	1050000	
Aromatics >EC40-EC44	<100 µg/kg	TM173	408000	
Total Aromatics >EC12-EC44	<100 µg/kg	TM173	6310000	

CERTIFICATE OF ANALYSIS

SDG:	150423-112	**Location:**	Coed Darcy	**Order Number:**	CD1193
Job:	H_ATKINS_LDC-335	**Customer:**	Atkins Global Ltd	**Report Number:**	312955
Client Reference:	POS	**Attention:**	Alex Mann	**Superseded Report:**	

PAH by GCMS

Results Legend	
#	ISO17025 accredited.
M	*m*CERTS accredited.
aq	Aqueous / settled sample.
diss.filt	Dissolved / filtered sample.
tot.unfilt	Total / unfiltered sample.
*	Subcontracted test.
**	% recovery of the surrogate standard to check the efficiency of the method. The results of individual compounds within samples aren't corrected for the recovery
(F)	Trigger breach confirmed
1-5&+§@	Sample deviation (see appendix)

Component	LOD/Units	Method	Customer Sample R	PC sample	POS 12	POS 13	POS 13	POS 15	POS 16
			Depth (m)	0.10 - 0.10	0.50 - 0.50	0.50 - 0.50	1.50 - 1.50	0.50 - 0.50	0.20 - 0.20
			Sample Type	Soil/Solid	Soil/Solid	Soil/Solid	Soil/Solid	Soil/Solid	Soil/Solid
			Date Sampled	20/04/2015	21/04/2015	21/04/2015	21/04/2015	21/04/2015	21/04/2015
			Sample Time	.	.	.	.	.	.
			Date Received	23/04/2015	23/04/2015	23/04/2015	23/04/2015	23/04/2015	23/04/2015
			SDG Ref	150423-112	150423-112	150423-112	150423-112	150423-112	150423-112
			Lab Sample No.(s)	11242797	11242892	11242896	11242900	11242888	11242846
			AGS Reference						
Naphthalene-d8 % recovery**	%	TM218		99.9	91.4	84.5	95.5	96.1	90.7
Acenaphthene-d10 % recovery**	%	TM218		99.6	88.6	80.7	97.3	92.1	86.4
Phenanthrene-d10 % recovery**	%	TM218		101	88.5	80.8	96.2	93.5	86.5
Chrysene-d12 % recovery**	%	TM218		92.5	79.8	70.6	88.1	111	79.5
Perylene-d12 % recovery**	%	TM218		95.4	79	72.7	96.3	120	78.2
Naphthalene	<9 µg/kg	TM218		82.4 @ M	47.6 ♦ M	<9 ♦ M	142 ♦ M	297 ♦ M	185 ♦ M
Acenaphthylene	<12 µg/kg	TM218		45.6 @ M	<12 ♦ M	<12 ♦ M	<12 ♦ M	84.2 ♦ M	15.4 ♦ M
Acenaphthene	<8 µg/kg	TM218		92.2 @ M	<8 ♦ M	<8 ♦ M	<8 ♦ M	27.1 ♦ M	51.5 ♦ M
Fluorene	<10 µg/kg	TM218		75.4 @ M	<10 ♦ M	<10 ♦ M	<10 ♦ M	62.4 ♦ M	58.3 ♦ M
Phenanthrene	<15 µg/kg	TM218		1110 @ M	29.8 ♦ M	39.7 ♦ M	43.6 ♦ M	248 ♦ M	999 ♦ M
Anthracene	<16 µg/kg	TM218		270 @ M	<16 ♦ M	<16 ♦ M	<16 ♦ M	233 ♦ M	135 ♦ M
Fluoranthene	<17 µg/kg	TM218		3030 @ M	<17 ♦ M	<17 ♦ M	<17 ♦ M	404 ♦ M	762 ♦ M
Pyrene	<15 µg/kg	TM218		2430 @ M	<15 ♦ M	<15 ♦ M	<15 ♦ M	498 ♦ M	600 ♦ M
Benz(a)anthracene	<14 µg/kg	TM218		1330 @ M	<14 ♦ M	<14 ♦ M	<14 ♦ M	243 ♦ M	324 ♦ M
Chrysene	<10 µg/kg	TM218		1250 @ M	<10 ♦ M	<10 ♦ M	<10 ♦ M	124 ♦ M	397 ♦ M
Benzo(b)fluoranthene	<15 µg/kg	TM218		1540 @ M	<15 ♦ M	17.7 ♦ M	<15 ♦ M	409 ♦ M	414 ♦ M
Benzo(k)fluoranthene	<14 µg/kg	TM218		707 @ M	<14 ♦ M	<14 ♦ M	<14 ♦ M	130 ♦ M	151 ♦ M
Benzo(a)pyrene	<15 µg/kg	TM218		1430 @ M	<15 ♦ M	<15 ♦ M	<15 ♦ M	218 ♦ M	251 ♦ M
Indeno(1,2,3-cd)pyrene	<18 µg/kg	TM218		768 @ M	<18 ♦ M	<18 ♦ M	<18 ♦ M	148 ♦ M	141 ♦ M
Dibenzo(a,h)anthracene	<23 µg/kg	TM218		214 @ M	<23 ♦ M	<23 ♦ M	<23 ♦ M	47 ♦ M	61.1 ♦ M
Benzo(g,h,i)perylene	<24 µg/kg	TM218		895 @ M	<24 ♦ M	<24 ♦ M	<24 ♦ M	208 ♦ M	186 ♦ M
PAH, Total Detected USEPA 16	<118 µg/kg	TM218		15300	<118	<118	186	3380	4730

CERTIFICATE OF ANALYSIS

SDG:	150423-112	**Location:**	Coed Darcy	**Order Number:**	CD1193
Job:	H_ATKINS_LDC-335	**Customer:**	Atkins Global Ltd	**Report Number:**	312955
Client Reference:	POS	**Attention:**	Alex Mann	**Superseded Report:**	

PAH by GCMS

Results Legend	
#	ISO17025 accredited.
M	*m*CERTS accredited.
aq	Aqueous / settled sample.
diss.filt	Dissolved / filtered sample.
tot.unfilt	Total / unfiltered sample.
*	Subcontracted test.
**	% recovery of the surrogate standard to check the efficiency of the method. The results of individual compounds within samples aren't corrected for the recovery
(F)	Trigger breach confirmed
1-5&+§@	Sample deviation (see appendix)

Component	LOD/Units	Method	Customer Sample R	POS 16	POS 16	POS 16	POS 17	POS 17	POS 19
			Depth (m)	0.90 - 0.90	1.50 - 1.50	2.50 - 2.50	0.50 - 0.50	1.50 - 1.50	0.50 - 0.50
			Sample Type	Soil/Solid	Soil/Solid	Soil/Solid	Soil/Solid	Soil/Solid	Soil/Solid
			Date Sampled	21/04/2015	21/04/2015	21/04/2015	21/04/2015	21/04/2015	21/04/2015
			Sample Time	.	.	.	.	.	.
			Date Received	23/04/2015	23/04/2015	23/04/2015	23/04/2015	23/04/2015	23/04/2015
			SDG Ref	150423-112	150423-112	150423-112	150423-112	150423-112	150423-112
			Lab Sample No.(s)	11242817	11242821	11242830	11242850	11242854	11242859
			AGS Reference						
Naphthalene-d8 % recovery**	%	TM218		93.1	95.5	92.5	96.2	91.8	92.3
Acenaphthene-d10 % recovery**	%	TM218		91.1	93.6	87.4	95.6	86.2	91.8
Phenanthrene-d10 % recovery**	%	TM218		91	94.2	88.1	95.6	87.6	92.9
Chrysene-d12 % recovery**	%	TM218		89	89.8	77.6	88.2	77.8	88.5
Perylene-d12 % recovery**	%	TM218		98.6	94.3	75.4	88.7	74.1	94.8
Naphthalene	<9 µg/kg	TM218		<9 ♦ M	12.9 ♦ M	<9 ♦ M	<9 ♦ M	<9 ♦ M	13.6 ♦ M
Acenaphthylene	<12 µg/kg	TM218		<12 ♦ M	<12 ♦ M	<12 ♦ M	<12 ♦ M	<12 ♦ M	<12 ♦ M
Acenaphthene	<8 µg/kg	TM218		<8 ♦ M	<8 ♦ M	<8 ♦ M	<8 ♦ M	<8 ♦ M	<8 ♦ M
Fluorene	<10 µg/kg	TM218		<10 ♦ M	<10 ♦ M	<10 ♦ M	<10 ♦ M	<10 ♦ M	<10 ♦ M
Phenanthrene	<15 µg/kg	TM218		31.2 ♦ M	71.9 ♦ M	29.4 ♦ M	38.7 ♦ M	40.9 ♦ M	64.1 ♦ M
Anthracene	<16 µg/kg	TM218		<16 ♦ M	<16 ♦ M	<16 ♦ M	<16 ♦ M	<16 ♦ M	<16 ♦ M
Fluoranthene	<17 µg/kg	TM218		26.3 ♦ M	25 ♦ M	<17 ♦ M	21.1 ♦ M	29.7 ♦ M	84.5 ♦ M
Pyrene	<15 µg/kg	TM218		23.3 ♦ M	19.3 ♦ M	<15 ♦ M	17.5 ♦ M	23.9 ♦ M	57.1 ♦ M
Benz(a)anthracene	<14 µg/kg	TM218		<14 ♦ M	28.9 ♦ M	<14 ♦ M	<14 ♦ M	31.1 ♦ M	31.1 ♦ M
Chrysene	<10 µg/kg	TM218		18.7 ♦ M	33.9 ♦ M	<10 ♦ M	<10 ♦ M	27.1 ♦ M	37.6 ♦ M
Benzo(b)fluoranthene	<15 µg/kg	TM218		31 ♦ M	28.6 ♦ M	<15 ♦ M	24.2 ♦ M	27.4 ♦ M	56.7 ♦ M
Benzo(k)fluoranthene	<14 µg/kg	TM218		<14 ♦ M	<14 ♦ M	<14 ♦ M	<14 ♦ M	<14 ♦ M	16.4 ♦ M
Benzo(a)pyrene	<15 µg/kg	TM218		<15 ♦ M	<15 ♦ M	<15 ♦ M	<15 ♦ M	<15 ♦ M	25.7 ♦ M
Indeno(1,2,3-cd)pyrene	<18 µg/kg	TM218		<18 ♦ M	<18 ♦ M	<18 ♦ M	<18 ♦ M	<18 ♦ M	<18 ♦ M
Dibenzo(a,h)anthracene	<23 µg/kg	TM218		<23 ♦ M	<23 ♦ M	<23 ♦ M	<23 ♦ M	<23 ♦ M	<23 ♦ M
Benzo(g,h,i)perylene	<24 µg/kg	TM218		<24 ♦ M	<24 ♦ M	<24 ♦ M	<24 ♦ M	<24 ♦ M	<24 ♦ M
PAH, Total Detected USEPA 16	<118 µg/kg	TM218		130	220	<118	<118	180	387

CERTIFICATE OF ANALYSIS

SDG:	150423-112	**Location:**	Coed Darcy	**Order Number:**	CD1193
Job:	H_ATKINS_LDC-335	**Customer:**	Atkins Global Ltd	**Report Number:**	312955
Client Reference:	POS	**Attention:**	Alex Mann	**Superseded Report:**	

PAH by GCMS

Results Legend	
#	ISO17025 accredited.
M	*m*CERTS accredited.
aq	Aqueous / settled sample.
diss.filt	Dissolved / filtered sample.
tot.unfilt	Total / unfiltered sample.
*	Subcontracted test.
**	% recovery of the surrogate standard to check the efficiency of the method. The results of individual compounds within samples aren't corrected for the recovery
(F)	Trigger breach confirmed
1-5&+§@	Sample deviation (see appendix)

Component	LOD/Units	Method	Customer Sample R	POS 19	POS 19	POS 20	POS 20	POS 20	POS 21
			Depth (m)	2.00 - 2.00	3.50 - 3.50	0.50 - 0.50	1.50 - 1.50	2.50 - 2.50	0.50 - 0.50
			Sample Type	Soil/Solid	Soil/Solid	Soil/Solid	Soil/Solid	Soil/Solid	Soil/Solid
			Date Sampled	21/04/2015	21/04/2015	21/04/2015	21/04/2015	21/04/2015	21/04/2015
			Sample Time	.	.	.	.	.	.
			Date Received	23/04/2015	23/04/2015	23/04/2015	23/04/2015	23/04/2015	23/04/2015
			SDG Ref	150423-112	150423-112	150423-112	150423-112	150423-112	150423-112
			Lab Sample No.(s)	11242863	11242867	11242875	11242880	11242884	11242924
			AGS Reference						
Naphthalene-d8 % recovery**	%	TM218		93.8	99.3	92.6	93.9	93.8	96.6
Acenaphthene-d10 % recovery**	%	TM218		91.4	97.1	92.8	89.6	89.4	92.6
Phenanthrene-d10 % recovery**	%	TM218		91.7	96.2	94.9	90	90.6	93.4
Chrysene-d12 % recovery**	%	TM218		82.3	86.6	92	80.4	80.2	105
Perylene-d12 % recovery**	%	TM218		86.7	90.8	101	79.4	81.1	107
Naphthalene	<9 µg/kg	TM218		<9 ♦ M	13.1 ♦ M	<9 ♦ M	<9 ♦ M	<9 ♦ M	219 ♦ M
Acenaphthylene	<12 µg/kg	TM218		<12 ♦ M	<12 ♦ M	<12 ♦ M	<12 ♦ M	<12 ♦ M	39.4 ♦ M
Acenaphthene	<8 µg/kg	TM218		<8 ♦ M	<8 ♦ M	<8 ♦ M	<8 ♦ M	<8 ♦ M	37.8 ♦ M
Fluorene	<10 µg/kg	TM218		<10 ♦ M	<10 ♦ M	<10 ♦ M	<10 ♦ M	<10 ♦ M	63.3 ♦ M
Phenanthrene	<15 µg/kg	TM218		45.3 ♦ M	70.6 ♦ M	38.8 ♦ M	51.2 ♦ M	26.9 ♦ M	1130 ♦ M
Anthracene	<16 µg/kg	TM218		<16 ♦ M	<16 ♦ M	<16 ♦ M	<16 ♦ M	<16 ♦ M	247 ♦ M
Fluoranthene	<17 µg/kg	TM218		<17 ♦ M	22.9 ♦ M	72.9 ♦ M	29.4 ♦ M	<17 ♦ M	1410 ♦ M
Pyrene	<15 µg/kg	TM218		<15 ♦ M	<15 ♦ M	55 ♦ M	23.9 ♦ M	<15 ♦ M	1130 ♦ M
Benz(a)anthracene	<14 µg/kg	TM218		<14 ♦ M	<14 ♦ M	22.1 ♦ M	<14 ♦ M	<14 ♦ M	586 ♦ M
Chrysene	<10 µg/kg	TM218		14.8 ♦ M	16 ♦ M	23.8 ♦ M	21.1 ♦ M	<10 ♦ M	872 ♦ M
Benzo(b)fluoranthene	<15 µg/kg	TM218		27 ♦ M	31.7 ♦ M	32.7 ♦ M	33.6 ♦ M	<15 ♦ M	1090 ♦ M
Benzo(k)fluoranthene	<14 µg/kg	TM218		<14 ♦ M	<14 ♦ M	<14 ♦ M	<14 ♦ M	<14 ♦ M	371 ♦ M
Benzo(a)pyrene	<15 µg/kg	TM218		<15 ♦ M	<15 ♦ M	20.6 ♦ M	<15 ♦ M	<15 ♦ M	708 ♦ M
Indeno(1,2,3-cd)pyrene	<18 µg/kg	TM218		<18 ♦ M	<18 ♦ M	<18 ♦ M	<18 ♦ M	<18 ♦ M	493 ♦ M
Dibenzo(a,h)anthracene	<23 µg/kg	TM218		<23 ♦ M	<23 ♦ M	<23 ♦ M	<23 ♦ M	<23 ♦ M	175 ♦ M
Benzo(g,h,i)perylene	<24 µg/kg	TM218		<24 ♦ M	<24 ♦ M	<24 ♦ M	<24 ♦ M	<24 ♦ M	652 ♦ M
PAH, Total Detected USEPA 16	<118 µg/kg	TM218		<118	154	266	159	<118	9230

CERTIFICATE OF ANALYSIS

SDG:	150423-112	**Location:**	Coed Darcy	**Order Number:**	CD1193
Job:	H_ATKINS_LDC-335	**Customer:**	Atkins Global Ltd	**Report Number:**	312955
Client Reference:	POS	**Attention:**	Alex Mann	**Superseded Report:**	

PAH by GCMS

Results Legend	
#	ISO17025 accredited.
M	*m*CERTS accredited.
aq	Aqueous / settled sample.
diss.filt	Dissolved / filtered sample.
tot.unfilt	Total / unfiltered sample.
*	Subcontracted test.
**	% recovery of the surrogate standard to check the efficiency of the method. The results of individual compounds within samples aren't corrected for the recovery
(F)	Trigger breach confirmed
1-5&+§@	Sample deviation (see appendix)

Component	LOD/Units	Method	Customer Sample R	POS 21	POS 21	POS 21	POS 22	POS 22	POS 22
			Depth (m)	1.50 - 1.50	2.50 - 2.50	3.50 - 3.50	0.50 - 0.50	1.50 - 1.50	2.50 - 2.50
			Sample Type	Soil/Solid	Soil/Solid	Soil/Solid	Soil/Solid	Soil/Solid	Soil/Solid
			Date Sampled	21/04/2015	21/04/2015	21/04/2015	21/04/2015	21/04/2015	21/04/2015
			Sample Time	.	.	.	.	.	.
			Date Received	23/04/2015	23/04/2015	23/04/2015	23/04/2015	23/04/2015	23/04/2015
			SDG Ref	150423-112	150423-112	150423-112	150423-112	150423-112	150423-112
			Lab Sample No.(s)	11242928	11242932	11242936	11242904	11242908	11242912
			AGS Reference						
Naphthalene-d8 % recovery**	%	TM218		91.3	93.9	98.1	93	95.8	98.1
Acenaphthene-d10 % recovery**	%	TM218		86.3	89.1	94	90.9	93.5	95.1
Phenanthrene-d10 % recovery**	%	TM218		87.6	89.9	93.9	89.9	94.6	94.7
Chrysene-d12 % recovery**	%	TM218		79.4	80.3	85.5	88.6	89.3	85
Perylene-d12 % recovery**	%	TM218		81.8	79	89.9	101	93.1	87.4
Naphthalene	<9 µg/kg	TM218		21.5 ♦ M	11.2 ♦ M	<9 ♦ M	51.4 ♦ M	21.2 ♦ M	<9 ♦ M
Acenaphthylene	<12 µg/kg	TM218		<12 ♦ M	<12 ♦ M	<12 ♦ M	<12 ♦ M	<12 ♦ M	<12 ♦ M
Acenaphthene	<8 µg/kg	TM218		<8 ♦ M	<8 ♦ M	<8 ♦ M	15.8 ♦ M	<8 ♦ M	<8 ♦ M
Fluorene	<10 µg/kg	TM218		<10 ♦ M	<10 ♦ M	<10 ♦ M	49.7 ♦ M	23.9 ♦ M	<10 ♦ M
Phenanthrene	<15 µg/kg	TM218		119 ♦ M	137 ♦ M	47.9 ♦ M	247 ♦ M	190 ♦ M	123 ♦ M
Anthracene	<16 µg/kg	TM218		<16 ♦ M	<16 ♦ M	<16 ♦ M	63.9 ♦ M	46 ♦ M	<16 ♦ M
Fluoranthene	<17 µg/kg	TM218		36.6 ♦ M	23.9 ♦ M	<17 ♦ M	75.1 ♦ M	75.3 ♦ M	<17 ♦ M
Pyrene	<15 µg/kg	TM218		28 ♦ M	<15 ♦ M	<15 ♦ M	80.9 ♦ M	102 ♦ M	<15 ♦ M
Benz(a)anthracene	<14 µg/kg	TM218		<14 ♦ M	<14 ♦ M	<14 ♦ M	32.1 ♦ M	29.7 ♦ M	<14 ♦ M
Chrysene	<10 µg/kg	TM218		28.9 ♦ M	35.8 ♦ M	<10 ♦ M	43.7 ♦ M	38 ♦ M	32.6 ♦ M
Benzo(b)fluoranthene	<15 µg/kg	TM218		46.6 ♦ M	31.6 ♦ M	<15 ♦ M	86.4 ♦ M	86.6 ♦ M	37.5 ♦ M
Benzo(k)fluoranthene	<14 µg/kg	TM218		<14 ♦ M	<14 ♦ M	<14 ♦ M	19.1 ♦ M	18.2 ♦ M	<14 ♦ M
Benzo(a)pyrene	<15 µg/kg	TM218		<15 ♦ M	<15 ♦ M	<15 ♦ M	39.4 ♦ M	38.7 ♦ M	<15 ♦ M
Indeno(1,2,3-cd)pyrene	<18 µg/kg	TM218		<18 ♦ M	<18 ♦ M	<18 ♦ M	25.7 ♦ M	25.4 ♦ M	<18 ♦ M
Dibenzo(a,h)anthracene	<23 µg/kg	TM218		<23 ♦ M	<23 ♦ M	<23 ♦ M	<23 ♦ M	<23 ♦ M	<23 ♦ M
Benzo(g,h,i)perylene	<24 µg/kg	TM218		<24 ♦ M	<24 ♦ M	<24 ♦ M	30.7 ♦ M	35.8 ♦ M	<24 ♦ M
PAH, Total Detected USEPA 16	<118 µg/kg	TM218		280	239	<118	861	730	193

CERTIFICATE OF ANALYSIS

SDG:	150423-112	**Location:**	Coed Darcy	**Order Number:**	CD1193
Job:	H_ATKINS_LDC-335	**Customer:**	Atkins Global Ltd	**Report Number:**	312955
Client Reference:	POS	**Attention:**	Alex Mann	**Superseded Report:**	

PAH by GCMS

Results Legend	
#	ISO17025 accredited.
M	*m*CERTS accredited.
aq	Aqueous / settled sample.
diss.filt	Dissolved / filtered sample.
tot.unfilt	Total / unfiltered sample.
*	Subcontracted test.
**	% recovery of the surrogate standard to check the efficiency of the method. The results of individual compounds within samples aren't corrected for the recovery
(F)	Trigger breach confirmed
1-5&+§@	Sample deviation (see appendix)

Component	LOD/Units	Method	Customer Sample R	POS 22	POS 25	POS 25	POS 25	POS 27	POS 27
			Depth (m)	3.50 - 3.50	0.50 - 0.50	1.50 - 1.50	2.50 - 2.50	0.50 - 0.50	1.50 - 1.50
			Sample Type	Soil/Solid	Soil/Solid	Soil/Solid	Soil/Solid	Soil/Solid	Soil/Solid
			Date Sampled	21/04/2015	21/04/2015	21/04/2015	21/04/2015	21/04/2015	21/04/2015
			Sample Time	.	.	.	.	.	.
			Date Received	23/04/2015	23/04/2015	23/04/2015	23/04/2015	23/04/2015	23/04/2015
			SDG Ref	150423-112	150423-112	150423-112	150423-112	150423-112	150423-112
			Lab Sample No.(s)	11242920	11242940	11242944	11242948	11242955	11242972
			AGS Reference						
Naphthalene-d8 % recovery**	%	TM218		89.2	98	93.4	93.6	105	97.3
Acenaphthene-d10 % recovery**	%	TM218		84.5	93.5	88.5	88.8	107	94.7
Phenanthrene-d10 % recovery**	%	TM218		86.2	92.9	88.9	89.2	107	96.3
Chrysene-d12 % recovery**	%	TM218		76.4	103	78.8	79.8	107	95
Perylene-d12 % recovery**	%	TM218		76.7	111	79.3	77.5	113	100
Naphthalene	<9 µg/kg	TM218		12 ♦ M	<9 ♦ M	<9 ♦ M	<9 ♦ M	1640 ♦ M	1110 ♦ M
Acenaphthylene	<12 µg/kg	TM218		<12 ♦ M	<12 ♦ M	<12 ♦ M	<12 ♦ M	2600 ♦ M	953 ♦ M
Acenaphthene	<8 µg/kg	TM218		<8 ♦ M	<8 ♦ M	<8 ♦ M	<8 ♦ M	210 ♦ M	153 ♦ M
Fluorene	<10 µg/kg	TM218		<10 ♦ M	<10 ♦ M	<10 ♦ M	<10 ♦ M	787 ♦ M	367 ♦ M
Phenanthrene	<15 µg/kg	TM218		96.4 ♦ M	25.6 ♦ M	65 ♦ M	46.4 ♦ M	1760 ♦ M	1170 ♦ M
Anthracene	<16 µg/kg	TM218		<16 ♦ M	<16 ♦ M	<16 ♦ M	<16 ♦ M	1690 ♦ M	661 ♦ M
Fluoranthene	<17 µg/kg	TM218		<17 ♦ M	<17 ♦ M	<17 ♦ M	<17 ♦ M	12200 ♦ M	2290 ♦ M
Pyrene	<15 µg/kg	TM218		<15 ♦ M	<15 ♦ M	<15 ♦ M	<15 ♦ M	33500 ♦ M	5940 ♦ M
Benz(a)anthracene	<14 µg/kg	TM218		<14 ♦ M	<14 ♦ M	<14 ♦ M	<14 ♦ M	13400 ♦ M	2270 ♦ M
Chrysene	<10 µg/kg	TM218		36.6 ♦ M	<10 ♦ M	14.9 ♦ M	<10 ♦ M	15200 ♦ M	3110 ♦ M
Benzo(b)fluoranthene	<15 µg/kg	TM218		22.4 ♦ M	18.4 ♦ M	<15 ♦ M	<15 ♦ M	9570 ♦ M	3270 ♦ M
Benzo(k)fluoranthene	<14 µg/kg	TM218		<14 ♦ M	<14 ♦ M	<14 ♦ M	<14 ♦ M	5190 ♦ M	1080 ♦ M
Benzo(a)pyrene	<15 µg/kg	TM218		<15 ♦ M	<15 ♦ M	<15 ♦ M	<15 ♦ M	19100 ♦ M	5970 ♦ M
Indeno(1,2,3-cd)pyrene	<18 µg/kg	TM218		<18 ♦ M	<18 ♦ M	<18 ♦ M	<18 ♦ M	7670 ♦ M	2980 ♦ M
Dibenzo(a,h)anthracene	<23 µg/kg	TM218		<23 ♦ M	<23 ♦ M	<23 ♦ M	<23 ♦ M	2900 ♦ M	941 ♦ M
Benzo(g,h,i)perylene	<24 µg/kg	TM218		<24 ♦ M	<24 ♦ M	<24 ♦ M	<24 ♦ M	12200 ♦ M	5500 ♦ M
PAH, Total Detected USEPA 16	<118 µg/kg	TM218		167	<118	<118	<118	140000	37800

CERTIFICATE OF ANALYSIS

SDG:	150423-112	**Location:**	Coed Darcy	**Order Number:**	CD1193
Job:	H_ATKINS_LDC-335	**Customer:**	Atkins Global Ltd	**Report Number:**	312955
Client Reference:	POS	**Attention:**	Alex Mann	**Superseded Report:**	

PAH by GCMS

Results Legend	
#	ISO17025 accredited.
M	*m*CERTS accredited.
aq	Aqueous / settled sample.
diss.filt	Dissolved / filtered sample.
tot.unfilt	Total / unfiltered sample.
*	Subcontracted test.
**	% recovery of the surrogate standard to check the efficiency of the method. The results of individual compounds within samples aren't corrected for the recovery
(F)	Trigger breach confirmed
1-5&+§@	Sample deviation (see appendix)

Component	LOD/Units	Method	Customer Sample R	POS 27	POS 27	POS 29	POS 29	POS 29	POS 31
			Depth (m)	2.50 - 2.50	3.50 - 3.50	0.50 - 0.50	1.50 - 1.50	2.50 - 2.50	0.50 - 0.50
			Sample Type	Soil/Solid	Soil/Solid	Soil/Solid	Soil/Solid	Soil/Solid	Soil/Solid
			Date Sampled	21/04/2015	21/04/2015	21/04/2015	21/04/2015	21/04/2015	21/04/2015
			Sample Time	.	.	.	.	.	.
			Date Received	23/04/2015	23/04/2015	23/04/2015	23/04/2015	23/04/2015	23/04/2015
			SDG Ref	150423-112	150423-112	150423-112	150423-112	150423-112	150423-112
			Lab Sample No.(s)	11242981	11242985	11242989	11242994	11242998	11243018
			AGS Reference						
Naphthalene-d8 % recovery**	%	TM218		90.9	107	116	95.5	96.5	95
Acenaphthene-d10 % recovery**	%	TM218		86.1	98.5	115	93	95	89.7
Phenanthrene-d10 % recovery**	%	TM218		87	96.9	114	93.3	96.3	91
Chrysene-d12 % recovery**	%	TM218		82.7	97.7	109	83.4	91.2	107
Perylene-d12 % recovery**	%	TM218		90.1	89.3	114	86.5	95.3	108
Naphthalene	<9 µg/kg	TM218		334 ♦ M	14.1 ♦ M	565 ♦ M	<9 ♦ M	16 ♦ M	<9 ♦ M
Acenaphthylene	<12 µg/kg	TM218		238 ♦ M	<12 ♦ M	204 ♦ M	<12 ♦ M	<12 ♦ M	<12 ♦ M
Acenaphthene	<8 µg/kg	TM218		24.3 ♦ M	<8 ♦ M	323 ♦ M	<8 ♦ M	<8 ♦ M	<8 ♦ M
Fluorene	<10 µg/kg	TM218		83.8 ♦ M	<10 ♦ M	447 ♦ M	<10 ♦ M	<10 ♦ M	<10 ♦ M
Phenanthrene	<15 µg/kg	TM218		428 ♦ M	119 ♦ M	1990 ♦ M	56.5 ♦ M	84.3 ♦ M	48.6 ♦ M
Anthracene	<16 µg/kg	TM218		198 ♦ M	<16 ♦ M	816 ♦ M	<16 ♦ M	<16 ♦ M	<16 ♦ M
Fluoranthene	<17 µg/kg	TM218		821 ♦ M	<17 ♦ M	5020 ♦ M	<17 ♦ M	26.1 ♦ M	59.8 ♦ M
Pyrene	<15 µg/kg	TM218		1930 ♦ M	<15 ♦ M	5670 ♦ M	<15 ♦ M	30 ♦ M	79.1 ♦ M
Benz(a)anthracene	<14 µg/kg	TM218		744 ♦ M	<14 ♦ M	3680 ♦ M	<14 ♦ M	<14 ♦ M	<14 ♦ M
Chrysene	<10 µg/kg	TM218		798 ♦ M	63.3 ♦ M	4610 ♦ M	12 ♦ M	12.2 ♦ M	19.3 ♦ M
Benzo(b)fluoranthene	<15 µg/kg	TM218		815 ♦ M	44.2 ♦ M	9870 ♦ M	19.5 ♦ M	32.4 ♦ M	155 ♦ M
Benzo(k)fluoranthene	<14 µg/kg	TM218		308 ♦ M	<14 ♦ M	2890 ♦ M	<14 ♦ M	<14 ♦ M	58.4 ♦ M
Benzo(a)pyrene	<15 µg/kg	TM218		1260 ♦ M	<15 ♦ M	5660 ♦ M	<15 ♦ M	<15 ♦ M	95.8 ♦ M
Indeno(1,2,3-cd)pyrene	<18 µg/kg	TM218		595 ♦ M	<18 ♦ M	3810 ♦ M	<18 ♦ M	<18 ♦ M	109 ♦ M
Dibenzo(a,h)anthracene	<23 µg/kg	TM218		186 ♦ M	<23 ♦ M	1450 ♦ M	<23 ♦ M	<23 ♦ M	35 ♦ M
Benzo(g,h,i)perylene	<24 µg/kg	TM218		1240 ♦ M	<24 ♦ M	4410 ♦ M	<24 ♦ M	<24 ♦ M	172 ♦ M
PAH, Total Detected USEPA 16	<118 µg/kg	TM218		10000	241	51400	<118	201	831

CERTIFICATE OF ANALYSIS

SDG:	150423-112	**Location:**	Coed Darcy	**Order Number:**	CD1193
Job:	H_ATKINS_LDC-335	**Customer:**	Atkins Global Ltd	**Report Number:**	312955
Client Reference:	POS	**Attention:**	Alex Mann	**Superseded Report:**	

PAH by GCMS

Results Legend	
#	ISO17025 accredited.
M	*m*CERTS accredited.
aq	Aqueous / settled sample.
diss.filt	Dissolved / filtered sample.
tot.unfilt	Total / unfiltered sample.
*	Subcontracted test.
**	% recovery of the surrogate standard to check the efficiency of the method. The results of individual compounds within samples aren't corrected for the recovery
(F)	Trigger breach confirmed
1-5&+§@	Sample deviation (see appendix)

Component	LOD/Units	Method	Customer Sample R	POS 32	POS 33	POS 33	POS 34	POS 34	POS 115
			Depth (m)	0.50 - 0.50	0.50 - 0.50	1.50 - 1.50	0.50 - 0.50	1.60 - 1.60	0.50 - 0.50
			Sample Type	Soil/Solid	Soil/Solid	Soil/Solid	Soil/Solid	Soil/Solid	Soil/Solid
			Date Sampled	21/04/2015	21/04/2015	21/04/2015	21/04/2015	21/04/2015	20/04/2015
			Sample Time	.	.	.	.	.	.
			Date Received	23/04/2015	23/04/2015	23/04/2015	23/04/2015	23/04/2015	23/04/2015
			SDG Ref	150423-112	150423-112	150423-112	150423-112	150423-112	150423-112
			Lab Sample No.(s)	11243026	11243010	11243014	11243002	11243006	11242760
			AGS Reference						
Naphthalene-d8 % recovery**	%	TM218		94	90.8	94.5	94.1	93.3	97.4
Acenaphthene-d10 % recovery**	%	TM218		89.3	97.8	90.2	91.4	93.3	95.9
Phenanthrene-d10 % recovery**	%	TM218		92.9	105	92.2	92.5	95.1	96.3
Chrysene-d12 % recovery**	%	TM218		109	73.9	82.9	79.9	91.7	82
Perylene-d12 % recovery**	%	TM218		109	82.6	82.1	80.9	97.3	81.2
Naphthalene	<9 µg/kg	TM218		<9 ♦ M	1860 ♦ M	67.8 ♦ M	<9 ♦ M	76 ♦ M	20.4 @ M
Acenaphthylene	<12 µg/kg	TM218		<12 ♦ M	129 ♦ M	<12 ♦ M	<12 ♦ M	<12 ♦ M	<12 @ M
Acenaphthene	<8 µg/kg	TM218		<8 ♦ M	541 ♦ M	<8 ♦ M	<8 ♦ M	<8 ♦ M	<8 @ M
Fluorene	<10 µg/kg	TM218		<10 ♦ M	576 ♦ M	<10 ♦ M	<10 ♦ M	<10 ♦ M	<10 @ M
Phenanthrene	<15 µg/kg	TM218		28.2 ♦ M	1880 ♦ M	<15 ♦ M	<15 ♦ M	39.7 ♦ M	103 @ M
Anthracene	<16 µg/kg	TM218		<16 ♦ M	1430 ♦ M	<16 ♦ M	<16 ♦ M	<16 ♦ M	<16 @ M
Fluoranthene	<17 µg/kg	TM218		32.5 ♦ M	1130 ♦ M	<17 ♦ M	<17 ♦ M	<17 ♦ M	<17 @ M
Pyrene	<15 µg/kg	TM218		40.2 ♦ M	1820 ♦ M	<15 ♦ M	<15 ♦ M	<15 ♦ M	<15 @ M
Benz(a)anthracene	<14 µg/kg	TM218		<14 ♦ M	529 ♦ M	<14 ♦ M	<14 ♦ M	17.9 ♦ M	<14 @ M
Chrysene	<10 µg/kg	TM218		<10 ♦ M	622 ♦ M	<10 ♦ M	<10 ♦ M	14.1 ♦ M	27.1 @ M
Benzo(b)fluoranthene	<15 µg/kg	TM218		16.8 ♦ M	783 ♦ M	<15 ♦ M	<15 ♦ M	<15 ♦ M	26.7 @ M
Benzo(k)fluoranthene	<14 µg/kg	TM218		<14 ♦ M	242 ♦ M	<14 ♦ M	<14 ♦ M	<14 ♦ M	<14 @ M
Benzo(a)pyrene	<15 µg/kg	TM218		<15 ♦ M	565 ♦ M	<15 ♦ M	<15 ♦ M	<15 ♦ M	<15 @ M
Indeno(1,2,3-cd)pyrene	<18 µg/kg	TM218		<18 ♦ M	216 ♦ M	<18 ♦ M	<18 ♦ M	<18 ♦ M	<18 @ M
Dibenzo(a,h)anthracene	<23 µg/kg	TM218		<23 ♦ M	148 ♦ M	<23 ♦ M	<23 ♦ M	<23 ♦ M	<23 @ M
Benzo(g,h,i)perylene	<24 µg/kg	TM218		<24 ♦ M	377 ♦ M	<24 ♦ M	<24 ♦ M	<24 ♦ M	<24 @ M
PAH, Total Detected USEPA 16	<118 µg/kg	TM218		<118	12800	<118	<118	148	177

CERTIFICATE OF ANALYSIS

SDG:	150423-112	**Location:**	Coed Darcy	**Order Number:**	CD1193
Job:	H_ATKINS_LDC-335	**Customer:**	Atkins Global Ltd	**Report Number:**	312955
Client Reference:	POS	**Attention:**	Alex Mann	**Superseded Report:**	

PAH by GCMS

Results Legend	
#	ISO17025 accredited.
M	*m*CERTS accredited.
aq	Aqueous / settled sample.
diss.filt	Dissolved / filtered sample.
tot.unfilt	Total / unfiltered sample.
*	Subcontracted test.
**	% recovery of the surrogate standard to check the efficiency of the method. The results of individual compounds within samples aren't corrected for the recovery
(F)	Trigger breach confirmed
1-5&+§@	Sample deviation (see appendix)

Component	LOD/Units	Method	Customer Sample R	POS 116	POS 117	POS 117	POS 117	POS 118	POS 118
			Depth (m)	0.50 - 0.50	1.50 - 1.50	2.50 - 2.50	3.50 - 3.50	0.30 - 0.30	1.50 - 1.50
			Sample Type	Soil/Solid	Soil/Solid	Soil/Solid	Soil/Solid	Soil/Solid	Soil/Solid
			Date Sampled	20/04/2015	20/04/2015	20/04/2015	20/04/2015	20/04/2015	20/04/2015
			Sample Time	.	.	.	.	.	.
			Date Received	23/04/2015	23/04/2015	23/04/2015	23/04/2015	23/04/2015	23/04/2015
			SDG Ref	150423-112	150423-112	150423-112	150423-112	150423-112	150423-112
			Lab Sample No.(s)	11242809	11242801	11242805	11242813	11242785	11242789
			AGS Reference						
Naphthalene-d8 % recovery**	%	TM218		97.7	94.5	144	106	97.9	89.3
Acenaphthene-d10 % recovery**	%	TM218		95.7	90.6	139	103	94.3	82.2
Phenanthrene-d10 % recovery**	%	TM218		96.8	90.9	135	104	94.9	80.9
Chrysene-d12 % recovery**	%	TM218		80.8	83.8	130	100	110	74.5
Perylene-d12 % recovery**	%	TM218		79.5	86.6	135	107	116	82.7
Naphthalene	<9 µg/kg	TM218		<9 @ M	<9 @ M	<9 @ M	<9 @ M	101 @ M	<9 @ M
Acenaphthylene	<12 µg/kg	TM218		<12 @ M	<12 @ M	<12 @ M	<12 @ M	64.2 @ M	<12 @ M
Acenaphthene	<8 µg/kg	TM218		<8 @ M	<8 @ M	<8 @ M	<8 @ M	76.4 @ M	<8 @ M
Fluorene	<10 µg/kg	TM218		<10 @ M	<10 @ M	<10 @ M	<10 @ M	77.1 @ M	<10 @ M
Phenanthrene	<15 µg/kg	TM218		81.4 @ M	<15 @ M	<15 @ M	<15 @ M	812 @ M	<15 @ M
Anthracene	<16 µg/kg	TM218		<16 @ M	<16 @ M	<16 @ M	<16 @ M	123 @ M	<16 @ M
Fluoranthene	<17 µg/kg	TM218		<17 @ M	<17 @ M	<17 @ M	<17 @ M	2100 @ M	<17 @ M
Pyrene	<15 µg/kg	TM218		<15 @ M	<15 @ M	<15 @ M	<15 @ M	1530 @ M	<15 @ M
Benz(a)anthracene	<14 µg/kg	TM218		<14 @ M	<14 @ M	<14 @ M	<14 @ M	1440 @ M	<14 @ M
Chrysene	<10 µg/kg	TM218		21.5 @ M	<10 @ M	<10 @ M	<10 @ M	1510 @ M	<10 @ M
Benzo(b)fluoranthene	<15 µg/kg	TM218		23.8 @ M	<15 @ M	<15 @ M	<15 @ M	2620 @ M	<15 @ M
Benzo(k)fluoranthene	<14 µg/kg	TM218		<14 @ M	<14 @ M	<14 @ M	<14 @ M	873 @ M	<14 @ M
Benzo(a)pyrene	<15 µg/kg	TM218		<15 @ M	<15 @ M	<15 @ M	<15 @ M	2010 @ M	<15 @ M
Indeno(1,2,3-cd)pyrene	<18 µg/kg	TM218		<18 @ M	<18 @ M	<18 @ M	<18 @ M	1520 @ M	<18 @ M
Dibenzo(a,h)anthracene	<23 µg/kg	TM218		<23 @ M	<23 @ M	<23 @ M	<23 @ M	558 @ M	<23 @ M
Benzo(g,h,i)perylene	<24 µg/kg	TM218		<24 @ M	<24 @ M	<24 @ M	<24 @ M	1760 @ M	<24 @ M
PAH, Total Detected USEPA 16	<118 µg/kg	TM218		127	<118	<118	<118	17200	<118

CERTIFICATE OF ANALYSIS

SDG:	150423-112	**Location:**	Coed Darcy	**Order Number:**	CD1193
Job:	H_ATKINS_LDC-335	**Customer:**	Atkins Global Ltd	**Report Number:**	312955
Client Reference:	POS	**Attention:**	Alex Mann	**Superseded Report:**	

PAH by GCMS

Results Legend	
#	ISO17025 accredited.
M	*m*CERTS accredited.
aq	Aqueous / settled sample.
diss.filt	Dissolved / filtered sample.
tot.unfilt	Total / unfiltered sample.
*	Subcontracted test.
**	% recovery of the surrogate standard to check the efficiency of the method. The results of individual compounds within samples aren't corrected for the recovery
(F)	Trigger breach confirmed
1-5&+§@	Sample deviation (see appendix)

Component	LOD/Units	Method	Customer Sample R	POS 118	POS 119	POS 120	POS 121	POS 121	POS 122
			Depth (m)	2.50 - 2.50	0.50 - 0.50	0.50 - 0.50	0.50 - 0.50	1.50 - 1.50	0.50 - 0.50
			Sample Type	Soil/Solid	Soil/Solid	Soil/Solid	Soil/Solid	Soil/Solid	Soil/Solid
			Date Sampled	20/04/2015	20/04/2015	20/04/2015	20/04/2015	20/04/2015	20/04/2015
			Sample Time	.	.	.	.	.	.
			Date Received	23/04/2015	23/04/2015	23/04/2015	23/04/2015	23/04/2015	23/04/2015
			SDG Ref	150423-112	150423-112	150423-112	150423-112	150423-112	150423-112
			Lab Sample No.(s)	11242793	11242871	11242916	11242976	11243022	11243051
			AGS Reference						
Naphthalene-d8 % recovery**	%	TM218		94.5	96.9	98.6	96.4	96.1	98.3
Acenaphthene-d10 % recovery**	%	TM218		89.5	94.3	96.6	94.9	97.1	96.7
Phenanthrene-d10 % recovery**	%	TM218		89.6	95.4	95.8	96.2	96.8	98
Chrysene-d12 % recovery**	%	TM218		79	81.2	83.1	82.9	93.1	84.5
Perylene-d12 % recovery**	%	TM218		75.7	79.8	81.1	86.5	98.6	85.1
Naphthalene	<9 µg/kg	TM218		<9 @ M	<9 @ M	<9 @ M	<9 @ M	<9 @ M	<9 @ M
Acenaphthylene	<12 µg/kg	TM218		<12 @ M	<12 @ M	<12 @ M	<12 @ M	<12 @ M	<12 @ M
Acenaphthene	<8 µg/kg	TM218		<8 @ M	<8 @ M	<8 @ M	<8 @ M	<8 @ M	<8 @ M
Fluorene	<10 µg/kg	TM218		<10 @ M	<10 @ M	<10 @ M	<10 @ M	<10 @ M	<10 @ M
Phenanthrene	<15 µg/kg	TM218		<15 @ M	153 @ M	<15 @ M	20.5 @ M	<15 @ M	46.2 @ M
Anthracene	<16 µg/kg	TM218		<16 @ M	<16 @ M	<16 @ M	<16 @ M	<16 @ M	<16 @ M
Fluoranthene	<17 µg/kg	TM218		<17 @ M	<17 @ M	<17 @ M	<17 @ M	<17 @ M	<17 @ M
Pyrene	<15 µg/kg	TM218		<15 @ M	<15 @ M	<15 @ M	<15 @ M	<15 @ M	<15 @ M
Benz(a)anthracene	<14 µg/kg	TM218		<14 @ M	<14 @ M	<14 @ M	<14 @ M	<14 @ M	<14 @ M
Chrysene	<10 µg/kg	TM218		<10 @ M	30.3 @ M	<10 @ M	<10 @ M	<10 @ M	<10 @ M
Benzo(b)fluoranthene	<15 µg/kg	TM218		<15 @ M	31.5 @ M	<15 @ M	<15 @ M	<15 @ M	<15 @ M
Benzo(k)fluoranthene	<14 µg/kg	TM218		<14 @ M	<14 @ M	<14 @ M	<14 @ M	<14 @ M	<14 @ M
Benzo(a)pyrene	<15 µg/kg	TM218		<15 @ M	<15 @ M	<15 @ M	<15 @ M	<15 @ M	<15 @ M
Indeno(1,2,3-cd)pyrene	<18 µg/kg	TM218		<18 @ M	<18 @ M	<18 @ M	<18 @ M	<18 @ M	<18 @ M
Dibenzo(a,h)anthracene	<23 µg/kg	TM218		<23 @ M	<23 @ M	<23 @ M	<23 @ M	<23 @ M	<23 @ M
Benzo(g,h,i)perylene	<24 µg/kg	TM218		<24 @ M	<24 @ M	<24 @ M	<24 @ M	<24 @ M	<24 @ M
PAH, Total Detected USEPA 16	<118 µg/kg	TM218		<118	214	<118	<118	<118	<118

CERTIFICATE OF ANALYSIS

SDG:	150423-112	**Location:**	Coed Darcy	**Order Number:**	CD1193
Job:	H_ATKINS_LDC-335	**Customer:**	Atkins Global Ltd	**Report Number:**	312955
Client Reference:	POS	**Attention:**	Alex Mann	**Superseded Report:**	

PAH by GCMS

Results Legend	
#	ISO17025 accredited.
M	*m*CERTS accredited.
aq	Aqueous / settled sample.
diss.filt	Dissolved / filtered sample.
tot.unfilt	Total / unfiltered sample.
*	Subcontracted test.
**	% recovery of the surrogate standard to check the efficiency of the method. The results of individual compounds within samples aren't corrected for the recovery
(F)	Trigger breach confirmed
1-5&+§@	Sample deviation (see appendix)

Component	LOD/Units	Method	Customer Sample R	POS 123	POS 123	POS 124	POS 124	POS 125	POS 125
			Depth (m)	0.50 - 0.50	2.60 - 2.60	1.50 - 1.50	2.50 - 2.50	2.00 - 2.00	3.50 - 3.50
			Sample Type	Soil/Solid	Soil/Solid	Soil/Solid	Soil/Solid	Soil/Solid	Soil/Solid
			Date Sampled	20/04/2015	20/04/2015	20/04/2015	20/04/2015	20/04/2015	20/04/2015
			Sample Time	.	.	.	.	.	.
			Date Received	23/04/2015	23/04/2015	23/04/2015	23/04/2015	23/04/2015	23/04/2015
			SDG Ref	150423-112	150423-112	150423-112	150423-112	150423-112	150423-112
			Lab Sample No.(s)	11243055	11243059	11242772	11242781	11242764	11242768
			AGS Reference						
Naphthalene-d8 % recovery**	%	TM218		96.2	94.3	123	96.1	99.3	96.2
Acenaphthene-d10 % recovery**	%	TM218		95.3	93	122	94.2	95.5	93.6
Phenanthrene-d10 % recovery**	%	TM218		95.6	93.5	121	94.5	94.9	94.1
Chrysene-d12 % recovery**	%	TM218		90.4	93.7	122	91	94.8	90.2
Perylene-d12 % recovery**	%	TM218		90.2	98	127	93.2	100	89.2
Naphthalene	<9 µg/kg	TM218		62.5 @ M	<9 @ M	<9 @	<9 @ M	<9 @	<9 @ M
Acenaphthylene	<12 µg/kg	TM218		<12 @ M	<12 @ M	<12 @	<12 @ M	<12 @	<12 @ M
Acenaphthene	<8 µg/kg	TM218		<8 @ M	<8 @ M	<8 @	<8 @ M	<8 @	<8 @ M
Fluorene	<10 µg/kg	TM218		<10 @ M	<10 @ M	<10 @	<10 @ M	<10 @	<10 @ M
Phenanthrene	<15 µg/kg	TM218		169 @ M	<15 @ M	<15 @	20.2 @ M	<15 @	<15 @ M
Anthracene	<16 µg/kg	TM218		20.7 @ M	<16 @ M	<16 @	<16 @ M	<16 @	<16 @ M
Fluoranthene	<17 µg/kg	TM218		198 @ M	<17 @ M	<17 @	<17 @ M	<17 @	<17 @ M
Pyrene	<15 µg/kg	TM218		151 @ M	<15 @ M	<15 @	<15 @ M	<15 @	<15 @ M
Benz(a)anthracene	<14 µg/kg	TM218		111 @ M	<14 @ M	<14 @	19.4 @ M	66.2 @	<14 @ M
Chrysene	<10 µg/kg	TM218		146 @ M	<10 @ M	<10 @	<10 @ M	<10 @	<10 @ M
Benzo(b)fluoranthene	<15 µg/kg	TM218		165 @ M	<15 @ M	<15 @	17.9 @ M	<15 @	<15 @ M
Benzo(k)fluoranthene	<14 µg/kg	TM218		60.1 @ M	<14 @ M	<14 @	<14 @ M	<14 @	<14 @ M
Benzo(a)pyrene	<15 µg/kg	TM218		99.6 @ M	<15 @ M	<15 @	<15 @ M	<15 @	<15 @ M
Indeno(1,2,3-cd)pyrene	<18 µg/kg	TM218		67.9 @ M	<18 @ M	<18 @	<18 @ M	<18 @	<18 @ M
Dibenzo(a,h)anthracene	<23 µg/kg	TM218		<23 @ M	<23 @ M	<23 @	<23 @ M	<23 @	<23 @ M
Benzo(g,h,i)perylene	<24 µg/kg	TM218		79.5 @ M	<24 @ M	<24 @	<24 @ M	<24 @	<24 @ M
PAH, Total Detected USEPA 16	<118 µg/kg	TM218		1330	<118	<118	<118	<118	<118

CERTIFICATE OF ANALYSIS

SDG:	150423-112	**Location:**	Coed Darcy	**Order Number:**	CD1193
Job:	H_ATKINS_LDC-335	**Customer:**	Atkins Global Ltd	**Report Number:**	312955
Client Reference:	POS	**Attention:**	Alex Mann	**Superseded Report:**	

Semi Volatile Organic Compounds

Results Legend

#	ISO17025 accredited.
M	*m*CERTS accredited.
aq	Aqueous / settled sample.
diss.filt	Dissolved / filtered sample.
tot.unfilt	Total / unfiltered sample.
*	Subcontracted test.
**	% recovery of the surrogate standard to check the efficiency of the method. The results of individual compounds within samples aren't corrected for the recovery
(F)	Trigger breach confirmed
1-5&+§@	Sample deviation (see appendix)

Component	LOD/Units	Method	Customer Sample R	POS 33	POS 33	POS 34	POS 34		
			Depth (m)	0.50 - 0.50	1.50 - 1.50	0.50 - 0.50	1.60 - 1.60		
			Sample Type	Soil/Solid	Soil/Solid	Soil/Solid	Soil/Solid		
			Date Sampled	21/04/2015	21/04/2015	21/04/2015	21/04/2015		
			Sample Time	.	.	.	.		
			Date Received	23/04/2015	23/04/2015	23/04/2015	23/04/2015		
			SDG Ref	150423-112	150423-112	150423-112	150423-112		
			Lab Sample No.(s)	11243010	11243014	11243002	11243006		
			AGS Reference						
Phenol	<100 µg/kg	TM157		<200	<100	<100	<100		
Pentachlorophenol	<100 µg/kg	TM157		<200	<100	<100	<100		
n-Nitroso-n-dipropylamine	<100 µg/kg	TM157		<200	<100	<100	<100		
Nitrobenzene	<100 µg/kg	TM157		<200	<100	<100	<100		
Isophorone	<100 µg/kg	TM157		527	<100	<100	<100		
Hexachloroethane	<100 µg/kg	TM157		<200	<100	<100	<100		
Hexachlorocyclopentadiene	<100 µg/kg	TM157		<200	<100	<100	<100		
Hexachlorobutadiene	<100 µg/kg	TM157		<200	<100	<100	<100		
Hexachlorobenzene	<100 µg/kg	TM157		<200	<100	<100	<100		
n-Dioctyl phthalate	<100 µg/kg	TM157		<200	<100	<100	<100		
Dimethyl phthalate	<100 µg/kg	TM157		<200	<100	<100	<100		
Diethyl phthalate	<100 µg/kg	TM157		<200	<100	<100	<100		
n-Dibutyl phthalate	<100 µg/kg	TM157		<200	<100	<100	<100		
Dibenzofuran	<100 µg/kg	TM157		<200	<100	<100	<100		
Carbazole	<100 µg/kg	TM157		<200	<100	<100	<100		
Butylbenzyl phthalate	<100 µg/kg	TM157		<200	<100	<100	<100		
bis(2-Ethylhexyl) phthalate	<100 µg/kg	TM157		<200	<100	<100	<100		
bis(2-Chloroethoxy)methane	<100 µg/kg	TM157		<200	<100	<100	<100		
bis(2-Chloroethyl)ether	<100 µg/kg	TM157		<200	<100	<100	<100		
Azobenzene	<100 µg/kg	TM157		<200	<100	<100	<100		
4-Nitrophenol	<100 µg/kg	TM157		<200	<100	<100	<100		
4-Nitroaniline	<100 µg/kg	TM157		<200	<100	<100	<100		
4-Methylphenol	<100 µg/kg	TM157		<200	<100	<100	<100		
4-Chlorophenylphenylether	<100 µg/kg	TM157		<200	<100	<100	<100		
4-Chloroaniline	<100 µg/kg	TM157		<200	<100	<100	<100		
4-Chloro-3-methylphenol	<100 µg/kg	TM157		<200	<100	<100	<100		
4-Bromophenylphenylether	<100 µg/kg	TM157		<200	<100	<100	<100		
3-Nitroaniline	<100 µg/kg	TM157		<200	<100	<100	<100		
2-Nitrophenol	<100 µg/kg	TM157		<200	<100	<100	<100		
2-Nitroaniline	<100 µg/kg	TM157		<200	<100	<100	<100		
2-Methylphenol	<100 µg/kg	TM157		<200	<100	<100	<100		
1,2,4-Trichlorobenzene	<100 µg/kg	TM157		<200	<100	<100	<100		

CERTIFICATE OF ANALYSIS

SDG:	150423-112	**Location:**	Coed Darcy	**Order Number:**	CD1193
Job:	H_ATKINS_LDC-335	**Customer:**	Atkins Global Ltd	**Report Number:**	312955
Client Reference:	POS	**Attention:**	Alex Mann	**Superseded Report:**	

Semi Volatile Organic Compounds

Results Legend	
#	ISO17025 accredited.
M	*m*CERTS accredited.
aq	Aqueous / settled sample.
diss.filt	Dissolved / filtered sample.
tot.unfilt	Total / unfiltered sample.
*	Subcontracted test.
**	% recovery of the surrogate standard to check the efficiency of the method. The results of individual compounds within samples aren't corrected for the recovery
(F)	Trigger breach confirmed
1-5&+§@	Sample deviation (see appendix)

Component	LOD/Units	Method	Customer Sample R	POS 33	POS 33	POS 34	POS 34		
			Depth (m)	0.50 - 0.50	1.50 - 1.50	0.50 - 0.50	1.60 - 1.60		
			Sample Type	Soil/Solid	Soil/Solid	Soil/Solid	Soil/Solid		
			Date Sampled	21/04/2015	21/04/2015	21/04/2015	21/04/2015		
			Sample Time	.	.	.	.		
			Date Received	23/04/2015	23/04/2015	23/04/2015	23/04/2015		
			SDG Ref	150423-112	150423-112	150423-112	150423-112		
			Lab Sample No.(s)	11243010	11243014	11243002	11243006		
			AGS Reference						
2-Chlorophenol	<100 µg/kg	TM157		<200	<100	<100	<100		
2,6-Dinitrotoluene	<100 µg/kg	TM157		<200	<100	<100	<100		
2,4-Dinitrotoluene	<100 µg/kg	TM157		<200	<100	<100	<100		
2,4-Dimethylphenol	<100 µg/kg	TM157		<200	<100	<100	<100		
2,4-Dichlorophenol	<100 µg/kg	TM157		<200	<100	<100	<100		
2,4,6-Trichlorophenol	<100 µg/kg	TM157		<200	<100	<100	<100		
2,4,5-Trichlorophenol	<100 µg/kg	TM157		<200	<100	<100	<100		
1,4-Dichlorobenzene	<100 µg/kg	TM157		<200	<100	<100	<100		
1,3-Dichlorobenzene	<100 µg/kg	TM157		<200	<100	<100	<100		
1,2-Dichlorobenzene	<100 µg/kg	TM157		<200	<100	<100	<100		
2-Chloronaphthalene	<100 µg/kg	TM157		<200	<100	<100	<100		
2-Methylnaphthalene	<100 µg/kg	TM157		1530	194	<100	<100		
Acenaphthylene	<100 µg/kg	TM157		<200	<100	<100	<100		
Acenaphthene	<100 µg/kg	TM157		<200	<100	<100	<100		
Anthracene	<100 µg/kg	TM157		<200	<100	<100	<100		
Benzo(a)anthracene	<100 µg/kg	TM157		<200	<100	<100	<100		
Benzo(b)fluoranthene	<100 µg/kg	TM157		<200	<100	<100	<100		
Benzo(k)fluoranthene	<100 µg/kg	TM157		<200	<100	<100	<100		
Benzo(a)pyrene	<100 µg/kg	TM157		<200	<100	<100	<100		
Benzo(g,h,i)perylene	<100 µg/kg	TM157		<200	<100	<100	<100		
Chrysene	<100 µg/kg	TM157		884	<100	<100	<100		
Fluoranthene	<100 µg/kg	TM157		393	<100	<100	<100		
Fluorene	<100 µg/kg	TM157		<200	<100	<100	<100		
Indeno(1,2,3-cd)pyrene	<100 µg/kg	TM157		<200	<100	<100	<100		
Phenanthrene	<100 µg/kg	TM157		647	<100	<100	<100		
Pyrene	<100 µg/kg	TM157		1260	<100	<100	<100		
Naphthalene	<100 µg/kg	TM157		855	<100	<100	<100		
Dibenzo(a,h)anthracene	<100 µg/kg	TM157		<200	<100	<100	<100		

CERTIFICATE OF ANALYSIS

SDG:	150423-112	**Location:**	Coed Darcy	**Order Number:**	CD1193
Job:	H_ATKINS_LDC-335	**Customer:**	Atkins Global Ltd	**Report Number:**	312955
Client Reference:	POS	**Attention:**	Alex Mann	**Superseded Report:**	

TPH CWG (S)

Results Legend	
#	ISO17025 accredited.
M	*m*CERTS accredited.
aq	Aqueous / settled sample.
diss.filt	Dissolved / filtered sample.
tot.unfilt	Total / unfiltered sample.
*	Subcontracted test.
**	% recovery of the surrogate standard to check the efficiency of the method. The results of individual compounds within samples aren't corrected for the recovery
(F)	Trigger breach confirmed
1-5&+§@	Sample deviation (see appendix)

Component	LOD/Units	Method	Customer Sample R	PC sample	POS 12	POS 13	POS 13	POS 15	POS 16
			Depth (m)	0.10 - 0.10	0.50 - 0.50	0.50 - 0.50	1.50 - 1.50	0.50 - 0.50	0.20 - 0.20
			Sample Type	Soil/Solid	Soil/Solid	Soil/Solid	Soil/Solid	Soil/Solid	Soil/Solid
			Date Sampled	20/04/2015	21/04/2015	21/04/2015	21/04/2015	21/04/2015	21/04/2015
			Sample Time	.	.	.	.	.	.
			Date Received	23/04/2015	23/04/2015	23/04/2015	23/04/2015	23/04/2015	23/04/2015
			SDG Ref	150423-112	150423-112	150423-112	150423-112	150423-112	150423-112
			Lab Sample No.(s)	11242797	11242892	11242896	11242900	11242888	11242846
			AGS Reference						
GRO Surrogate % recovery**	%	TM089		81 @	83 ♦	125 ♦	103 ♦	70 ♦	42 ♦
GRO TOT (Moisture Corrected)	<44 µg/kg	TM089		<176 @ M	1010000 ♦ M	874 ♦ M	385000 ♦ M	1740 ♦ M	<176 ♦ M
Methyl tertiary butyl ether (MTBE)	<5 µg/kg	TM089		<20 @ M	<100 ♦ M	<20 ♦ M	<100 ♦ M	<20 ♦ M	<20 ♦ M
Benzene	<10 µg/kg	TM089		<40 @ M	<200 ♦ M	<40 ♦ M	<200 ♦ M	<40 ♦ M	<40 ♦ M
Toluene	<2 µg/kg	TM089		<8 @ M	<40 ♦ M	<8 ♦ M	<40 ♦ M	<8 ♦ M	<8 ♦ M
Ethylbenzene	<3 µg/kg	TM089		<12 @ M	<60 ♦ M	<12 ♦ M	<60 ♦ M	<12 ♦ M	<12 ♦ M
m,p-Xylene	<6 µg/kg	TM089		<24 @ M	<120 ♦ M	<24 ♦ M	<120 ♦ M	<24 ♦ M	<24 ♦ M
o-Xylene	<3 µg/kg	TM089		<12 @ M	<60 ♦ M	<12 ♦ M	<60 ♦ M	<12 ♦ M	<12 ♦ M
sum of detected mpo xylene by GC	<9 µg/kg	TM089		<9 @	<9 ♦	<9 ♦	<9 ♦	<9 ♦	<9 ♦
sum of detected BTEX by GC	<24 µg/kg	TM089		<24 @	<24 ♦	<24 ♦	<24 ♦	<24 ♦	<24 ♦
Aliphatics >C5-C6	<10 µg/kg	TM089		<40 @	<200 ♦	<40 ♦	<200 ♦	<40 ♦	<40 ♦
Aliphatics >C6-C8	<10 µg/kg	TM089		<40 @	7810 ♦	119 ♦	11200 ♦	72.5 ♦	<40 ♦
Aliphatics >C8-C10	<10 µg/kg	TM089		<40 @	93700 ♦	139 ♦	41000 ♦	163 ♦	<40 ♦
Aliphatics >C10-C12	<10 µg/kg	TM089		<40 @	506000 ♦	283 ♦	183000 ♦	817 ♦	<40 ♦
Aliphatics >C12-C16	<100 µg/kg	TM173		272	887000	<100	1010000	98600	3230
Aliphatics >C16-C21	<100 µg/kg	TM173		2150	7570	<100	8460	254000	6940
Aliphatics >C21-C35	<100 µg/kg	TM173		46600	6600	1700	5490	307000	39400
Aliphatics >C35-C44	<100 µg/kg	TM173		21300	<100	<100	3550	70900	11700
Total Aliphatics >C12-C44	<100 µg/kg	TM173		70300	902000	1700	1030000	731000	61300
Aromatics >EC5-EC7	<10 µg/kg	TM089		<40 @	<200 ♦	<40 ♦	<200 ♦	<40 ♦	<40 ♦
Aromatics >EC7-EC8	<10 µg/kg	TM089		<40 @	<200 ♦	<40 ♦	<200 ♦	<40 ♦	<40 ♦
Aromatics >EC8-EC10	<10 µg/kg	TM089		<40 @	62500 ♦	109 ♦	27400 ♦	118 ♦	<40 ♦
Aromatics >EC10-EC12	<10 µg/kg	TM089		<40 @	337000 ♦	188 ♦	122000 ♦	545 ♦	<40 ♦
Aromatics >EC12-EC16	<100 µg/kg	TM173		<100	30000	<100	5310	13200	2980
Aromatics >EC16-EC21	<100 µg/kg	TM173		12600	2150	539	970	126000	14800
Aromatics >EC21-EC35	<100 µg/kg	TM173		76700	3820	4100	1810	510000	46400
Aromatics >EC35-EC44	<100 µg/kg	TM173		44400	3230	1200	<100	142000	20000
Aromatics >EC40-EC44	<100 µg/kg	TM173		18100	1700	<100	<100	57900	8380
Total Aromatics >EC12-EC44	<100 µg/kg	TM173		134000	39200	5840	8090	790000	84300
Total Aliphatics & Aromatics >C5-C44	<100 µg/kg	TM173		204000	1950000	8410	1420000	1520000	146000

CERTIFICATE OF ANALYSIS

SDG:	150423-112	**Location:**	Coed Darcy	**Order Number:**	CD1193
Job:	H_ATKINS_LDC-335	**Customer:**	Atkins Global Ltd	**Report Number:**	312955
Client Reference:	POS	**Attention:**	Alex Mann	**Superseded Report:**	

TPH CWG (S)

Results Legend

#	ISO17025 accredited.
M	*m*CERTS accredited.
aq	Aqueous / settled sample.
diss.filt	Dissolved / filtered sample.
tot.unfilt	Total / unfiltered sample.
*	Subcontracted test.
**	% recovery of the surrogate standard to check the efficiency of the method. The results of individual compounds within samples aren't corrected for the recovery
(F)	Trigger breach confirmed
1-5&+§@	Sample deviation (see appendix)

Component	LOD/Units	Method	Customer Sample R	POS 16	POS 16	POS 16	POS 17	POS 17	POS 19
			Depth (m)	0.90 - 0.90	1.50 - 1.50	2.50 - 2.50	0.50 - 0.50	1.50 - 1.50	0.50 - 0.50
			Sample Type	Soil/Solid	Soil/Solid	Soil/Solid	Soil/Solid	Soil/Solid	Soil/Solid
			Date Sampled	21/04/2015	21/04/2015	21/04/2015	21/04/2015	21/04/2015	21/04/2015
			Sample Time	.	.	.	.	.	.
			Date Received	23/04/2015	23/04/2015	23/04/2015	23/04/2015	23/04/2015	23/04/2015
			SDG Ref	150423-112	150423-112	150423-112	150423-112	150423-112	150423-112
			Lab Sample No.(s)	11242817	11242821	11242830	11242850	11242854	11242859
			AGS Reference						
GRO Surrogate % recovery**	%	TM089		94 ♦	93 ♦	111 ♦	97 ♦	98 ♦	83 ♦
GRO TOT (Moisture Corrected)	<44 µg/kg	TM089		<176 ♦ M	<176 ♦ M	<176 ♦ M	<176 ♦ M	<176 ♦ M	<176 ♦ M
Methyl tertiary butyl ether (MTBE)	<5 µg/kg	TM089		<20 ♦ M	<20 ♦ M	<20 ♦ M	<20 ♦ M	<20 ♦ M	<20 ♦ M
Benzene	<10 µg/kg	TM089		<40 ♦ M	<40 ♦ M	<40 ♦ M	<40 ♦ M	<40 ♦ M	<40 ♦ M
Toluene	<2 µg/kg	TM089		<8 ♦ M	<8 ♦ M	<8 ♦ M	<8 ♦ M	<8 ♦ M	<8 ♦ M
Ethylbenzene	<3 µg/kg	TM089		<12 ♦ M	<12 ♦ M	<12 ♦ M	<12 ♦ M	<12 ♦ M	<12 ♦ M
m,p-Xylene	<6 µg/kg	TM089		<24 ♦ M	<24 ♦ M	<24 ♦ M	<24 ♦ M	<24 ♦ M	<24 ♦ M
o-Xylene	<3 µg/kg	TM089		<12 ♦ M	<12 ♦ M	<12 ♦ M	<12 ♦ M	<12 ♦ M	<12 ♦ M
sum of detected mpo xylene by GC	<9 µg/kg	TM089		<9 ♦	<9 ♦	<9 ♦	<9 ♦	<9 ♦	<9 ♦
sum of detected BTEX by GC	<24 µg/kg	TM089		<24 ♦	<24 ♦	<24 ♦	<24 ♦	<24 ♦	<24 ♦
Aliphatics >C5-C6	<10 µg/kg	TM089		<40 ♦	<40 ♦	<40 ♦	<40 ♦	<40 ♦	<40 ♦
Aliphatics >C6-C8	<10 µg/kg	TM089		<40 ♦	<40 ♦	<40 ♦	<40 ♦	<40 ♦	<40 ♦
Aliphatics >C8-C10	<10 µg/kg	TM089		<40 ♦	<40 ♦	<40 ♦	<40 ♦	<40 ♦	<40 ♦
Aliphatics >C10-C12	<10 µg/kg	TM089		<40 ♦	57.1 ♦	<40 ♦	<40 ♦	<40 ♦	<40 ♦
Aliphatics >C12-C16	<100 µg/kg	TM173		<100	16100	<100	<100	<100	397
Aliphatics >C16-C21	<100 µg/kg	TM173		184	9700	<100	<100	<100	3290
Aliphatics >C21-C35	<100 µg/kg	TM173		2950	6240	<100	<100	156	11700
Aliphatics >C35-C44	<100 µg/kg	TM173		<100	525	<100	<100	167	1820
Total Aliphatics >C12-C44	<100 µg/kg	TM173		3140	32600	<100	<100	323	17200
Aromatics >EC5-EC7	<10 µg/kg	TM089		<40 ♦	<40 ♦	<40 ♦	<40 ♦	<40 ♦	<40 ♦
Aromatics >EC7-EC8	<10 µg/kg	TM089		<40 ♦	<40 ♦	<40 ♦	<40 ♦	<40 ♦	<40 ♦
Aromatics >EC8-EC10	<10 µg/kg	TM089		<40 ♦	<40 ♦	<40 ♦	<40 ♦	<40 ♦	<40 ♦
Aromatics >EC10-EC12	<10 µg/kg	TM089		<40 ♦	<40 ♦	<40 ♦	<40 ♦	<40 ♦	<40 ♦
Aromatics >EC12-EC16	<100 µg/kg	TM173		1060	279	<100	<100	<100	<100
Aromatics >EC16-EC21	<100 µg/kg	TM173		19600	1800	<100	<100	239	1860
Aromatics >EC21-EC35	<100 µg/kg	TM173		43100	4870	<100	<100	1760	9230
Aromatics >EC35-EC44	<100 µg/kg	TM173		14400	2250	<100	<100	<100	4280
Aromatics >EC40-EC44	<100 µg/kg	TM173		5860	812	<100	<100	<100	1670
Total Aromatics >EC12-EC44	<100 µg/kg	TM173		78200	9200	<100	<100	2000	15400
Total Aliphatics & Aromatics >C5-C44	<100 µg/kg	TM173		81300	41900	<100	<100	2330	32600

CERTIFICATE OF ANALYSIS

SDG:	150423-112	**Location:**	Coed Darcy	**Order Number:**	CD1193
Job:	H_ATKINS_LDC-335	**Customer:**	Atkins Global Ltd	**Report Number:**	312955
Client Reference:	POS	**Attention:**	Alex Mann	**Superseded Report:**	

TPH CWG (S)

Results Legend	
#	ISO17025 accredited.
M	*m*CERTS accredited.
aq	Aqueous / settled sample.
diss.filt	Dissolved / filtered sample.
tot.unfilt	Total / unfiltered sample.
*	Subcontracted test.
**	% recovery of the surrogate standard to check the efficiency of the method. The results of individual compounds within samples aren't corrected for the recovery
(F)	Trigger breach confirmed
1-5&+§@	Sample deviation (see appendix)

Component	LOD/Units	Method	Customer Sample R	POS 19	POS 19	POS 20	POS 20	POS 20	POS 21
			Depth (m)	2.00 - 2.00	3.50 - 3.50	0.50 - 0.50	1.50 - 1.50	2.50 - 2.50	0.50 - 0.50
			Sample Type	Soil/Solid	Soil/Solid	Soil/Solid	Soil/Solid	Soil/Solid	Soil/Solid
			Date Sampled	21/04/2015	21/04/2015	21/04/2015	21/04/2015	21/04/2015	21/04/2015
			Sample Time	.	.	.	.	.	.
			Date Received	23/04/2015	23/04/2015	23/04/2015	23/04/2015	23/04/2015	23/04/2015
			SDG Ref	150423-112	150423-112	150423-112	150423-112	150423-112	150423-112
			Lab Sample No.(s)	11242863	11242867	11242875	11242880	11242884	11242924
			AGS Reference						
GRO Surrogate % recovery**	%	TM089		92 ♦	89 ♦	82 ♦	86 ♦	88 ♦	44 ♦
GRO TOT (Moisture Corrected)	<44 µg/kg	TM089		<176 ♦ M	<176 ♦ M	<176 ♦ M	<176 ♦ M	<176 ♦ M	556 ♦ M
Methyl tertiary butyl ether (MTBE)	<5 µg/kg	TM089		<20 ♦ M	<20 ♦ M	<20 ♦ M	<20 ♦ M	<20 ♦ M	<20 ♦ M
Benzene	<10 µg/kg	TM089		<40 ♦ M	<40 ♦ M	<40 ♦ M	<40 ♦ M	<40 ♦ M	<40 ♦ M
Toluene	<2 µg/kg	TM089		<8 ♦ M	<8 ♦ M	<8 ♦ M	<8 ♦ M	<8 ♦ M	12.3 ♦ M
Ethylbenzene	<3 µg/kg	TM089		<12 ♦ M	<12 ♦ M	<12 ♦ M	<12 ♦ M	<12 ♦ M	<12 ♦ M
m,p-Xylene	<6 µg/kg	TM089		<24 ♦ M	<24 ♦ M	<24 ♦ M	<24 ♦ M	<24 ♦ M	<24 ♦ M
o-Xylene	<3 µg/kg	TM089		<12 ♦ M	<12 ♦ M	<12 ♦ M	<12 ♦ M	<12 ♦ M	<12 ♦ M
sum of detected mpo xylene by GC	<9 µg/kg	TM089		<9 ♦	<9 ♦	<9 ♦	<9 ♦	<9 ♦	<9 ♦
sum of detected BTEX by GC	<24 µg/kg	TM089		<24 ♦	<24 ♦	<24 ♦	<24 ♦	<24 ♦	<24 ♦
Aliphatics >C5-C6	<10 µg/kg	TM089		<40 ♦	<40 ♦	<40 ♦	<40 ♦	<40 ♦	<40 ♦
Aliphatics >C6-C8	<10 µg/kg	TM089		<40 ♦	<40 ♦	<40 ♦	<40 ♦	<40 ♦	52.9 ♦
Aliphatics >C8-C10	<10 µg/kg	TM089		<40 ♦	<40 ♦	<40 ♦	<40 ♦	<40 ♦	68.9 ♦
Aliphatics >C10-C12	<10 µg/kg	TM089		<40 ♦	<40 ♦	<40 ♦	<40 ♦	<40 ♦	199 ♦
Aliphatics >C12-C16	<100 µg/kg	TM173		179	<100	<100	<100	<100	42900
Aliphatics >C16-C21	<100 µg/kg	TM173		619	<100	382	<100	<100	159000
Aliphatics >C21-C35	<100 µg/kg	TM173		2040	2060	9080	1990	213	362000
Aliphatics >C35-C44	<100 µg/kg	TM173		<100	<100	1330	<100	<100	187000
Total Aliphatics >C12-C44	<100 µg/kg	TM173		2840	2060	10800	1990	213	751000
Aromatics >EC5-EC7	<10 µg/kg	TM089		<40 ♦	<40 ♦	<40 ♦	<40 ♦	<40 ♦	<40 ♦
Aromatics >EC7-EC8	<10 µg/kg	TM089		<40 ♦	<40 ♦	<40 ♦	<40 ♦	<40 ♦	<40 ♦
Aromatics >EC8-EC10	<10 µg/kg	TM089		<40 ♦	<40 ♦	<40 ♦	<40 ♦	<40 ♦	51.7 ♦
Aromatics >EC10-EC12	<10 µg/kg	TM089		<40 ♦	<40 ♦	<40 ♦	<40 ♦	<40 ♦	133 ♦
Aromatics >EC12-EC16	<100 µg/kg	TM173		<100	<100	<100	<100	<100	2310
Aromatics >EC16-EC21	<100 µg/kg	TM173		<100	559	3420	<100	<100	21700
Aromatics >EC21-EC35	<100 µg/kg	TM173		<100	3100	13000	<100	5600	190000
Aromatics >EC35-EC44	<100 µg/kg	TM173		<100	739	4750	<100	1190	211000
Aromatics >EC40-EC44	<100 µg/kg	TM173		<100	<100	1850	<100	<100	98100
Total Aromatics >EC12-EC44	<100 µg/kg	TM173		<100	4400	21200	<100	6800	425000
Total Aliphatics & Aromatics >C5-C44	<100 µg/kg	TM173		2840	6460	31900	1990	7010	1180000

CERTIFICATE OF ANALYSIS

SDG:	150423-112	**Location:**	Coed Darcy	**Order Number:**	CD1193
Job:	H_ATKINS_LDC-335	**Customer:**	Atkins Global Ltd	**Report Number:**	312955
Client Reference:	POS	**Attention:**	Alex Mann	**Superseded Report:**	

TPH CWG (S)

Results Legend

#	ISO17025 accredited.
M	*m*CERTS accredited.
aq	Aqueous / settled sample.
diss.filt	Dissolved / filtered sample.
tot.unfilt	Total / unfiltered sample.
*	Subcontracted test.
**	% recovery of the surrogate standard to check the efficiency of the method. The results of individual compounds within samples aren't corrected for the recovery
(F)	Trigger breach confirmed
1-5&+§@	Sample deviation (see appendix)

Component	LOD/Units	Method	Customer Sample R	POS 21	POS 21	POS 21	POS 22	POS 22	POS 22
			Depth (m)	1.50 - 1.50	2.50 - 2.50	3.50 - 3.50	0.50 - 0.50	1.50 - 1.50	2.50 - 2.50
			Sample Type	Soil/Solid	Soil/Solid	Soil/Solid	Soil/Solid	Soil/Solid	Soil/Solid
			Date Sampled	21/04/2015	21/04/2015	21/04/2015	21/04/2015	21/04/2015	21/04/2015
			Sample Time	.	.	.	.	.	.
			Date Received	23/04/2015	23/04/2015	23/04/2015	23/04/2015	23/04/2015	23/04/2015
			SDG Ref	150423-112	150423-112	150423-112	150423-112	150423-112	150423-112
			Lab Sample No.(s)	11242928	11242932	11242936	11242904	11242908	11242912
			AGS Reference						
GRO Surrogate % recovery**	%	TM089		98 ♦	87 ♦	105 ♦	90 ♦	94 ♦	98 ♦
GRO TOT (Moisture Corrected)	<44 µg/kg	TM089		<176 ♦ M	<176 ♦ M	<176 ♦ M	3520 ♦ M	2000 ♦ M	472 ♦ M
Methyl tertiary butyl ether (MTBE)	<5 µg/kg	TM089		<20 ♦ M	<20 ♦ M	<20 ♦ M	<20 ♦ M	<20 ♦ M	<20 ♦ M
Benzene	<10 µg/kg	TM089		<40 ♦ M	<40 ♦ M	<40 ♦ M	<40 ♦ M	<40 ♦ M	<40 ♦ M
Toluene	<2 µg/kg	TM089		<8 ♦ M	<8 ♦ M	<8 ♦ M	<8 ♦ M	<8 ♦ M	<8 ♦ M
Ethylbenzene	<3 µg/kg	TM089		<12 ♦ M	<12 ♦ M	<12 ♦ M	<12 ♦ M	<12 ♦ M	<12 ♦ M
m,p-Xylene	<6 µg/kg	TM089		<24 ♦ M	<24 ♦ M	<24 ♦ M	<24 ♦ M	<24 ♦ M	<24 ♦ M
o-Xylene	<3 µg/kg	TM089		<12 ♦ M	<12 ♦ M	<12 ♦ M	<12 ♦ M	<12 ♦ M	<12 ♦ M
sum of detected mpo xylene by GC	<9 µg/kg	TM089		<9 ♦	<9 ♦	<9 ♦	<9 ♦	<9 ♦	<9 ♦
sum of detected BTEX by GC	<24 µg/kg	TM089		<24 ♦	<24 ♦	<24 ♦	<24 ♦	<24 ♦	<24 ♦
Aliphatics >C5-C6	<10 µg/kg	TM089		<40 ♦	<40 ♦	<40 ♦	<40 ♦	<40 ♦	<40 ♦
Aliphatics >C6-C8	<10 µg/kg	TM089		<40 ♦	<40 ♦	<40 ♦	165 ♦	139 ♦	<40 ♦
Aliphatics >C8-C10	<10 µg/kg	TM089		<40 ♦	<40 ♦	<40 ♦	564 ♦	367 ♦	102 ♦
Aliphatics >C10-C12	<10 µg/kg	TM089		<40 ♦	<40 ♦	<40 ♦	1430 ♦	728 ♦	159 ♦
Aliphatics >C12-C16	<100 µg/kg	TM173		459	387	<100	78300	41700	<100
Aliphatics >C16-C21	<100 µg/kg	TM173		1880	1210	<100	145000	106000	<100
Aliphatics >C21-C35	<100 µg/kg	TM173		12500	2070	<100	127000	129000	2580
Aliphatics >C35-C44	<100 µg/kg	TM173		9910	<100	<100	25300	22400	123
Total Aliphatics >C12-C44	<100 µg/kg	TM173		24700	3670	<100	376000	300000	2700
Aromatics >EC5-EC7	<10 µg/kg	TM089		<40 ♦	<40 ♦	<40 ♦	<40 ♦	<40 ♦	<40 ♦
Aromatics >EC7-EC8	<10 µg/kg	TM089		<40 ♦	<40 ♦	<40 ♦	<40 ♦	<40 ♦	<40 ♦
Aromatics >EC8-EC10	<10 µg/kg	TM089		<40 ♦	<40 ♦	<40 ♦	376 ♦	245 ♦	67.2 ♦
Aromatics >EC10-EC12	<10 µg/kg	TM089		<40 ♦	<40 ♦	<40 ♦	954 ♦	486 ♦	106 ♦
Aromatics >EC12-EC16	<100 µg/kg	TM173		<100	<100	<100	7800	2190	<100
Aromatics >EC16-EC21	<100 µg/kg	TM173		1130	422	<100	41800	20500	<100
Aromatics >EC21-EC35	<100 µg/kg	TM173		12700	3260	782	66100	70600	1480
Aromatics >EC35-EC44	<100 µg/kg	TM173		14600	1170	<100	29000	24000	<100
Aromatics >EC40-EC44	<100 µg/kg	TM173		6570	<100	<100	12900	9400	<100
Total Aromatics >EC12-EC44	<100 µg/kg	TM173		28400	4860	782	145000	117000	1480
Total Aliphatics & Aromatics >C5-C44	<100 µg/kg	TM173		53100	8530	782	524000	419000	4650

CERTIFICATE OF ANALYSIS

SDG:	150423-112	**Location:**	Coed Darcy	**Order Number:**	CD1193
Job:	H_ATKINS_LDC-335	**Customer:**	Atkins Global Ltd	**Report Number:**	312955
Client Reference:	POS	**Attention:**	Alex Mann	**Superseded Report:**	

TPH CWG (S)

Results Legend	
#	ISO17025 accredited.
M	*m*CERTS accredited.
aq	Aqueous / settled sample.
diss.filt	Dissolved / filtered sample.
tot.unfilt	Total / unfiltered sample.
*	Subcontracted test.
**	% recovery of the surrogate standard to check the efficiency of the method. The results of individual compounds within samples aren't corrected for the recovery
(F)	Trigger breach confirmed
1-5&+§@	Sample deviation (see appendix)

Component	LOD/Units	Method	Customer Sample R	POS 22	POS 25	POS 25	POS 25	POS 27	POS 27
			Depth (m)	3.50 - 3.50	0.50 - 0.50	1.50 - 1.50	2.50 - 2.50	0.50 - 0.50	1.50 - 1.50
			Sample Type	Soil/Solid	Soil/Solid	Soil/Solid	Soil/Solid	Soil/Solid	Soil/Solid
			Date Sampled	21/04/2015	21/04/2015	21/04/2015	21/04/2015	21/04/2015	21/04/2015
			Sample Time	.	.	.	.	.	.
			Date Received	23/04/2015	23/04/2015	23/04/2015	23/04/2015	23/04/2015	23/04/2015
			SDG Ref	150423-112	150423-112	150423-112	150423-112	150423-112	150423-112
			Lab Sample No.(s)	11242920	11242940	11242944	11242948	11242955	11242972
			AGS Reference						
GRO Surrogate % recovery**	%	TM089		98 ♦	100 ♦	146 ♦	98 ♦	48 ♦	75 ♦
GRO TOT (Moisture Corrected)	<44 µg/kg	TM089		<176 ♦ M	<176 ♦ M	<176 ♦ M	<176 ♦ M	1230 ♦ M	1760 ♦ M
Methyl tertiary butyl ether (MTBE)	<5 µg/kg	TM089		<20 ♦ M	<20 ♦ M	<20 ♦ M	<20 ♦ M	<20 ♦ M	<20 ♦ M
Benzene	<10 µg/kg	TM089		<40 ♦ M	<40 ♦ M	<40 ♦ M	<40 ♦ M	<40 ♦ M	<40 ♦ M
Toluene	<2 µg/kg	TM089		<8 ♦ M	<8 ♦ M	<8 ♦ M	<8 ♦ M	<8 ♦ M	10.6 ♦ M
Ethylbenzene	<3 µg/kg	TM089		<12 ♦ M	<12 ♦ M	<12 ♦ M	<12 ♦ M	<12 ♦ M	<12 ♦ M
m,p-Xylene	<6 µg/kg	TM089		<24 ♦ M	<24 ♦ M	<24 ♦ M	<24 ♦ M	<24 ♦ M	<24 ♦ M
o-Xylene	<3 µg/kg	TM089		<12 ♦ M	<12 ♦ M	<12 ♦ M	<12 ♦ M	<12 ♦ M	<12 ♦ M
sum of detected mpo xylene by GC	<9 µg/kg	TM089		<9 ♦	<9 ♦	<9 ♦	<9 ♦	<9 ♦	<9 ♦
sum of detected BTEX by GC	<24 µg/kg	TM089		<24 ♦	<24 ♦	<24 ♦	<24 ♦	<24 ♦	<24 ♦
Aliphatics >C5-C6	<10 µg/kg	TM089		<40 ♦	<40 ♦	<40 ♦	<40 ♦	<40 ♦	<40 ♦
Aliphatics >C6-C8	<10 µg/kg	TM089		<40 ♦	<40 ♦	<40 ♦	<40 ♦	<40 ♦	49.6 ♦
Aliphatics >C8-C10	<10 µg/kg	TM089		<40 ♦	<40 ♦	<40 ♦	<40 ♦	128 ♦	234 ♦
Aliphatics >C10-C12	<10 µg/kg	TM089		<40 ♦	<40 ♦	<40 ♦	<40 ♦	564 ♦	758 ♦
Aliphatics >C12-C16	<100 µg/kg	TM173		<100	<100	523	<100	145000	228000
Aliphatics >C16-C21	<100 µg/kg	TM173		<100	<100	792	<100	355000	500000
Aliphatics >C21-C35	<100 µg/kg	TM173		<100	<100	2410	<100	826000	804000
Aliphatics >C35-C44	<100 µg/kg	TM173		<100	<100	<100	<100	313000	195000
Total Aliphatics >C12-C44	<100 µg/kg	TM173		<100	<100	3720	<100	1640000	1730000
Aromatics >EC5-EC7	<10 µg/kg	TM089		<40 ♦	<40 ♦	<40 ♦	<40 ♦	<40 ♦	<40 ♦
Aromatics >EC7-EC8	<10 µg/kg	TM089		<40 ♦	<40 ♦	<40 ♦	<40 ♦	<40 ♦	<40 ♦
Aromatics >EC8-EC10	<10 µg/kg	TM089		<40 ♦	<40 ♦	<40 ♦	<40 ♦	97.2 ♦	173 ♦
Aromatics >EC10-EC12	<10 µg/kg	TM089		<40 ♦	<40 ♦	<40 ♦	<40 ♦	376 ♦	505 ♦
Aromatics >EC12-EC16	<100 µg/kg	TM173		<100	<100	<100	<100	26700	32300
Aromatics >EC16-EC21	<100 µg/kg	TM173		<100	<100	<100	<100	189000	194000
Aromatics >EC21-EC35	<100 µg/kg	TM173		1570	<100	6930	1110	986000	735000
Aromatics >EC35-EC44	<100 µg/kg	TM173		<100	<100	1180	<100	430000	314000
Aromatics >EC40-EC44	<100 µg/kg	TM173		<100	<100	<100	<100	167000	120000
Total Aromatics >EC12-EC44	<100 µg/kg	TM173		1570	<100	8110	1110	1630000	1280000
Total Aliphatics & Aromatics >C5-C44	<100 µg/kg	TM173		1580	<100	11800	1110	3270000	3000000

CERTIFICATE OF ANALYSIS

SDG:	150423-112	**Location:**	Coed Darcy	**Order Number:**	CD1193
Job:	H_ATKINS_LDC-335	**Customer:**	Atkins Global Ltd	**Report Number:**	312955
Client Reference:	POS	**Attention:**	Alex Mann	**Superseded Report:**	

TPH CWG (S)

Results Legend	
#	ISO17025 accredited.
M	*m*CERTS accredited.
aq	Aqueous / settled sample.
diss.filt	Dissolved / filtered sample.
tot.unfilt	Total / unfiltered sample.
*	Subcontracted test.
**	% recovery of the surrogate standard to check the efficiency of the method. The results of individual compounds within samples aren't corrected for the recovery
(F)	Trigger breach confirmed
1-5&+§@	Sample deviation (see appendix)

Component	LOD/Units	Method	Customer Sample R	POS 27	POS 27	POS 29	POS 29	POS 29	POS 31
			Depth (m)	2.50 - 2.50	3.50 - 3.50	0.50 - 0.50	1.50 - 1.50	2.50 - 2.50	0.50 - 0.50
			Sample Type	Soil/Solid	Soil/Solid	Soil/Solid	Soil/Solid	Soil/Solid	Soil/Solid
			Date Sampled	21/04/2015	21/04/2015	21/04/2015	21/04/2015	21/04/2015	21/04/2015
			Sample Time	.	.	.	.	.	.
			Date Received	23/04/2015	23/04/2015	23/04/2015	23/04/2015	23/04/2015	23/04/2015
			SDG Ref	150423-112	150423-112	150423-112	150423-112	150423-112	150423-112
			Lab Sample No.(s)	11242981	11242985	11242989	11242994	11242998	11243018
			AGS Reference						
GRO Surrogate % recovery**	%	TM089		80 ♦	103 ♦	52 ♦	106 ♦	105 ♦	99 ♦
GRO TOT (Moisture Corrected)	<44 µg/kg	TM089		5860 ♦ M	5080 ♦ M	852 ♦ M	<176 ♦ M	<176 ♦ M	<176 ♦ M
Methyl tertiary butyl ether (MTBE)	<5 µg/kg	TM089		<20 ♦ M	<20 ♦ M	<20 ♦ M	<20 ♦ M	<20 ♦ M	<20 ♦ M
Benzene	<10 µg/kg	TM089		<40 ♦ M	<40 ♦ M	<40 ♦ M	<40 ♦ M	<40 ♦ M	<40 ♦ M
Toluene	<2 µg/kg	TM089		<8 ♦ M	<8 ♦ M	<8 ♦ M	<8 ♦ M	<8 ♦ M	<8 ♦ M
Ethylbenzene	<3 µg/kg	TM089		<12 ♦ M	<12 ♦ M	<12 ♦ M	<12 ♦ M	<12 ♦ M	<12 ♦ M
m,p-Xylene	<6 µg/kg	TM089		<24 ♦ M	<24 ♦ M	<24 ♦ M	<24 ♦ M	<24 ♦ M	<24 ♦ M
o-Xylene	<3 µg/kg	TM089		<12 ♦ M	24.4 ♦ M	<12 ♦ M	<12 ♦ M	<12 ♦ M	<12 ♦ M
sum of detected mpo xylene by GC	<9 µg/kg	TM089		<9 ♦	24.4 ♦	<9 ♦	<9 ♦	<9 ♦	<9 ♦
sum of detected BTEX by GC	<24 µg/kg	TM089		<24 ♦	24.4 ♦	<24 ♦	<24 ♦	<24 ♦	<24 ♦
Aliphatics >C5-C6	<10 µg/kg	TM089		<40 ♦	<40 ♦	<40 ♦	<40 ♦	<40 ♦	<40 ♦
Aliphatics >C6-C8	<10 µg/kg	TM089		79.1 ♦	107 ♦	75.5 ♦	<40 ♦	<40 ♦	<40 ♦
Aliphatics >C8-C10	<10 µg/kg	TM089		740 ♦	1000 ♦	120 ♦	<40 ♦	<40 ♦	<40 ♦
Aliphatics >C10-C12	<10 µg/kg	TM089		2710 ♦	1940 ♦	315 ♦	<40 ♦	<40 ♦	<40 ♦
Aliphatics >C12-C16	<100 µg/kg	TM173		46100	<100	29600	282	7260	1820
Aliphatics >C16-C21	<100 µg/kg	TM173		122000	<100	67900	710	26000	28000
Aliphatics >C21-C35	<100 µg/kg	TM173		248000	<100	171000	11300	38600	50700
Aliphatics >C35-C44	<100 µg/kg	TM173		72300	<100	81100	8380	9770	12700
Total Aliphatics >C12-C44	<100 µg/kg	TM173		488000	<100	349000	20700	81700	93100
Aromatics >EC5-EC7	<10 µg/kg	TM089		<40 ♦	<40 ♦	<40 ♦	<40 ♦	<40 ♦	<40 ♦
Aromatics >EC7-EC8	<10 µg/kg	TM089		<40 ♦	<40 ♦	<40 ♦	<40 ♦	<40 ♦	<40 ♦
Aromatics >EC8-EC10	<10 µg/kg	TM089		493 ♦	694 ♦	88.8 ♦	<40 ♦	<40 ♦	<40 ♦
Aromatics >EC10-EC12	<10 µg/kg	TM089		1810 ♦	1290 ♦	210 ♦	<40 ♦	<40 ♦	<40 ♦
Aromatics >EC12-EC16	<100 µg/kg	TM173		6820	232	4530	<100	1020	376
Aromatics >EC16-EC21	<100 µg/kg	TM173		50600	454	33500	<100	10600	8330
Aromatics >EC21-EC35	<100 µg/kg	TM173		242000	1610	182000	2020	39300	39800
Aromatics >EC35-EC44	<100 µg/kg	TM173		130000	<100	111000	3000	12700	16500
Aromatics >EC40-EC44	<100 µg/kg	TM173		50700	<100	46700	1750	4940	7000
Total Aromatics >EC12-EC44	<100 µg/kg	TM173		429000	2290	331000	5030	63600	65000
Total Aliphatics & Aromatics >C5-C44	<100 µg/kg	TM173		923000	7360	682000	25700	145000	158000

CERTIFICATE OF ANALYSIS

SDG:	150423-112	**Location:**	Coed Darcy	**Order Number:**	CD1193
Job:	H_ATKINS_LDC-335	**Customer:**	Atkins Global Ltd	**Report Number:**	312955
Client Reference:	POS	**Attention:**	Alex Mann	**Superseded Report:**	

TPH CWG (S)

Results Legend

#	ISO17025 accredited.
M	*m*CERTS accredited.
aq	Aqueous / settled sample.
diss.filt	Dissolved / filtered sample.
tot.unfilt	Total / unfiltered sample.
*	Subcontracted test.
**	% recovery of the surrogate standard to check the efficiency of the method. The results of individual compounds within samples aren't corrected for the recovery
(F)	Trigger breach confirmed
1-5&+§@	Sample deviation (see appendix)

Component	LOD/Units	Method	Customer Sample R	POS 32	POS 33	POS 34	POS 34	POS 115	POS 116
			Depth (m)	0.50 - 0.50	1.50 - 1.50	0.50 - 0.50	1.60 - 1.60	0.50 - 0.50	0.50 - 0.50
			Sample Type	Soil/Solid	Soil/Solid	Soil/Solid	Soil/Solid	Soil/Solid	Soil/Solid
			Date Sampled	21/04/2015	21/04/2015	21/04/2015	21/04/2015	20/04/2015	20/04/2015
			Sample Time	.	.	.	.	.	.
			Date Received	23/04/2015	23/04/2015	23/04/2015	23/04/2015	23/04/2015	23/04/2015
			SDG Ref	150423-112	150423-112	150423-112	150423-112	150423-112	150423-112
			Lab Sample No.(s)	11243026	11243014	11243002	11243006	11242760	11242809
			AGS Reference						
GRO Surrogate % recovery**	%	TM089		96 ♦	93 ♦	151 ♦	97 ♦	99 @	93 @
GRO TOT (Moisture Corrected)	<44 µg/kg	TM089		2000 ♦ M	5780 ♦ M	<44 ♦ M	72700 ♦ M	<176 @ M	<176 @ M
Methyl tertiary butyl ether (MTBE)	<5 µg/kg	TM089		<20 ♦ M	<20 ♦ M	<5 ♦ M	<20 ♦ M	<20 @ M	<20 @ M
Benzene	<10 µg/kg	TM089		<40 ♦ M	<40 ♦ M	<10 ♦ M	<40 ♦ M	<40 @ M	<40 @ M
Toluene	<2 µg/kg	TM089		<8 ♦ M	<8 ♦ M	<2 ♦ M	<8 ♦ M	<8 @ M	<8 @ M
Ethylbenzene	<3 µg/kg	TM089		<12 ♦ M	<12 ♦ M	<3 ♦ M	<12 ♦ M	<12 @ M	<12 @ M
m,p-Xylene	<6 µg/kg	TM089		<24 ♦ M	<24 ♦ M	<6 ♦ M	<24 ♦ M	<24 @ M	<24 @ M
o-Xylene	<3 µg/kg	TM089		<12 ♦ M	<12 ♦ M	<3 ♦ M	<12 ♦ M	<12 @ M	<12 @ M
sum of detected mpo xylene by GC	<9 µg/kg	TM089		<9 ♦	<9 ♦	<9 ♦	<9 ♦	<9 @	<9 @
sum of detected BTEX by GC	<24 µg/kg	TM089		<24 ♦	<24 ♦	<24 ♦	<24 ♦	<24 @	<24 @
Aliphatics >C5-C6	<10 µg/kg	TM089		<40 ♦	<40 ♦	<10 ♦	<40 ♦	<40 @	<40 @
Aliphatics >C6-C8	<10 µg/kg	TM089		48.8 ♦	79.7 ♦	<10 ♦	1030 ♦	<40 @	<40 @
Aliphatics >C8-C10	<10 µg/kg	TM089		230 ♦	996 ♦	<10 ♦	13200 ♦	<40 @	<40 @
Aliphatics >C10-C12	<10 µg/kg	TM089		925 ♦	2410 ♦	<10 ♦	29800 ♦	<40 @	<40 @
Aliphatics >C12-C16	<100 µg/kg	TM173		41800	<100	<100	175000	<100	<100
Aliphatics >C16-C21	<100 µg/kg	TM173		62800	<100	<100	43700	<100	<100
Aliphatics >C21-C35	<100 µg/kg	TM173		66300	<100	<100	12500	<100	<100
Aliphatics >C35-C44	<100 µg/kg	TM173		11300	<100	<100	<100	<100	<100
Total Aliphatics >C12-C44	<100 µg/kg	TM173		182000	<100	<100	231000	<100	<100
Aromatics >EC5-EC7	<10 µg/kg	TM089		<40 ♦	<40 ♦	<10 ♦	<40 ♦	<40 @	<40 @
Aromatics >EC7-EC8	<10 µg/kg	TM089		<40 ♦	<40 ♦	<10 ♦	<40 ♦	<40 @	<40 @
Aromatics >EC8-EC10	<10 µg/kg	TM089		158 ♦	664 ♦	<10 ♦	8780 ♦	<40 @	<40 @
Aromatics >EC10-EC12	<10 µg/kg	TM089		616 ♦	1610 ♦	<10 ♦	19900 ♦	<40 @	<40 @
Aromatics >EC12-EC16	<100 µg/kg	TM173		9740	2290	<100	120000	<100	<100
Aromatics >EC16-EC21	<100 µg/kg	TM173		46100	2650	<100	55000	<100	<100
Aromatics >EC21-EC35	<100 µg/kg	TM173		82500	3520	<100	33600	<100	938
Aromatics >EC35-EC44	<100 µg/kg	TM173		23900	1860	<100	5910	<100	2390
Aromatics >EC40-EC44	<100 µg/kg	TM173		10800	<100	<100	2080	<100	1280
Total Aromatics >EC12-EC44	<100 µg/kg	TM173		162000	10300	<100	214000	<100	3320
Total Aliphatics & Aromatics >C5-C44	<100 µg/kg	TM173		346000	16100	<100	518000	<100	3320

CERTIFICATE OF ANALYSIS

SDG:	150423-112	**Location:**	Coed Darcy	**Order Number:**	CD1193
Job:	H_ATKINS_LDC-335	**Customer:**	Atkins Global Ltd	**Report Number:**	312955
Client Reference:	POS	**Attention:**	Alex Mann	**Superseded Report:**	

TPH CWG (S)

Results Legend

#	ISO17025 accredited.
M	*m*CERTS accredited.
aq	Aqueous / settled sample.
diss.filt	Dissolved / filtered sample.
tot.unfilt	Total / unfiltered sample.
*	Subcontracted test.
**	% recovery of the surrogate standard to check the efficiency of the method. The results of individual compounds within samples aren't corrected for the recovery
(F)	Trigger breach confirmed
1-5&+§@	Sample deviation (see appendix)

Component	LOD/Units	Method	Customer Sample R	POS 117	POS 117	POS 117	POS 118	POS 118	POS 118
			Depth (m)	1.50 - 1.50	2.50 - 2.50	3.50 - 3.50	0.30 - 0.30	1.50 - 1.50	2.50 - 2.50
			Sample Type	Soil/Solid	Soil/Solid	Soil/Solid	Soil/Solid	Soil/Solid	Soil/Solid
			Date Sampled	20/04/2015	20/04/2015	20/04/2015	20/04/2015	20/04/2015	20/04/2015
			Sample Time	.	.	.	.	.	.
			Date Received	23/04/2015	23/04/2015	23/04/2015	23/04/2015	23/04/2015	23/04/2015
			SDG Ref	150423-112	150423-112	150423-112	150423-112	150423-112	150423-112
			Lab Sample No.(s)	11242801	11242805	11242813	11242785	11242789	11242793
			AGS Reference						
GRO Surrogate % recovery**	%	TM089		112 @	45 @	59 @	79 @	57 @	86 @
GRO TOT (Moisture Corrected)	<44 µg/kg	TM089		<176 @ M	<176 @ M	<176 @ M	<176 @ M	<176 @ M	<176 @ M
Methyl tertiary butyl ether (MTBE)	<5 µg/kg	TM089		<20 @ M	<20 @ M	<20 @ M	<20 @ M	<20 @ M	<20 @ M
Benzene	<10 µg/kg	TM089		<40 @ M	<40 @ M	<40 @ M	<40 @ M	<40 @ M	<40 @ M
Toluene	<2 µg/kg	TM089		<8 @ M	<8 @ M	<8 @ M	<8 @ M	<8 @ M	<8 @ M
Ethylbenzene	<3 µg/kg	TM089		<12 @ M	<12 @ M	<12 @ M	<12 @ M	<12 @ M	<12 @ M
m,p-Xylene	<6 µg/kg	TM089		<24 @ M	<24 @ M	<24 @ M	<24 @ M	<24 @ M	<24 @ M
o-Xylene	<3 µg/kg	TM089		<12 @ M	<12 @ M	<12 @ M	<12 @ M	<12 @ M	<12 @ M
sum of detected mpo xylene by GC	<9 µg/kg	TM089		<9 @	<9 @	<9 @	<9 @	<9 @	<9 @
sum of detected BTEX by GC	<24 µg/kg	TM089		<24 @	<24 @	<24 @	<24 @	<24 @	<24 @
Aliphatics >C5-C6	<10 µg/kg	TM089		<40 @	<40 @	<40 @	<40 @	<40 @	<40 @
Aliphatics >C6-C8	<10 µg/kg	TM089		<40 @	<40 @	<40 @	<40 @	<40 @	<40 @
Aliphatics >C8-C10	<10 µg/kg	TM089		<40 @	<40 @	<40 @	<40 @	<40 @	<40 @
Aliphatics >C10-C12	<10 µg/kg	TM089		<40 @	<40 @	<40 @	<40 @	<40 @	<40 @
Aliphatics >C12-C16	<100 µg/kg	TM173		<100	<100	<100	4010	<100	<100
Aliphatics >C16-C21	<100 µg/kg	TM173		622	774	<100	44800	<100	<100
Aliphatics >C21-C35	<100 µg/kg	TM173		2060	32600	18000	191000	107000	<100
Aliphatics >C35-C44	<100 µg/kg	TM173		<100	<100	<100	45000	2000	<100
Total Aliphatics >C12-C44	<100 µg/kg	TM173		2680	33400	18000	285000	109000	<100
Aromatics >EC5-EC7	<10 µg/kg	TM089		<40 @	<40 @	<40 @	<40 @	<40 @	<40 @
Aromatics >EC7-EC8	<10 µg/kg	TM089		<40 @	<40 @	<40 @	<40 @	<40 @	<40 @
Aromatics >EC8-EC10	<10 µg/kg	TM089		<40 @	<40 @	<40 @	<40 @	<40 @	<40 @
Aromatics >EC10-EC12	<10 µg/kg	TM089		<40 @	<40 @	<40 @	<40 @	<40 @	<40 @
Aromatics >EC12-EC16	<100 µg/kg	TM173		<100	<100	<100	392	<100	<100
Aromatics >EC16-EC21	<100 µg/kg	TM173		512	4160	1440	8750	7840	<100
Aromatics >EC21-EC35	<100 µg/kg	TM173		1400	205000	63300	97300	417000	2600
Aromatics >EC35-EC44	<100 µg/kg	TM173		<100	24900	15400	62200	107000	<100
Aromatics >EC40-EC44	<100 µg/kg	TM173		<100	5380	2710	26600	30700	<100
Total Aromatics >EC12-EC44	<100 µg/kg	TM173		1910	234000	80100	169000	532000	2600
Total Aliphatics & Aromatics >C5-C44	<100 µg/kg	TM173		4590	268000	98100	453000	641000	2600

CERTIFICATE OF ANALYSIS

SDG:	150423-112	**Location:**	Coed Darcy	**Order Number:**	CD1193
Job:	H_ATKINS_LDC-335	**Customer:**	Atkins Global Ltd	**Report Number:**	312955
Client Reference:	POS	**Attention:**	Alex Mann	**Superseded Report:**	

TPH CWG (S)

Results Legend	
#	ISO17025 accredited.
M	*m*CERTS accredited.
aq	Aqueous / settled sample.
diss.filt	Dissolved / filtered sample.
tot.unfilt	Total / unfiltered sample.
*	Subcontracted test.
**	% recovery of the surrogate standard to check the efficiency of the method. The results of individual compounds within samples aren't corrected for the recovery
(F)	Trigger breach confirmed
1-5&+§@	Sample deviation (see appendix)

Component	LOD/Units	Method	Customer Sample R	POS 119	POS 120	POS 121	POS 121	POS 122	POS 123
			Depth (m)	0.50 - 0.50	0.50 - 0.50	0.50 - 0.50	1.50 - 1.50	0.50 - 0.50	0.50 - 0.50
			Sample Type	Soil/Solid	Soil/Solid	Soil/Solid	Soil/Solid	Soil/Solid	Soil/Solid
			Date Sampled	20/04/2015	20/04/2015	20/04/2015	20/04/2015	20/04/2015	20/04/2015
			Sample Time	.	.	.	.	.	.
			Date Received	23/04/2015	23/04/2015	23/04/2015	23/04/2015	23/04/2015	23/04/2015
			SDG Ref	150423-112	150423-112	150423-112	150423-112	150423-112	150423-112
			Lab Sample No.(s)	11242871	11242916	11242976	11243022	11243051	11243055
			AGS Reference						
GRO Surrogate % recovery**	%	TM089		103 @	114 @	107 @	98 @	110 @	84 @
GRO TOT (Moisture Corrected)	<44 µg/kg	TM089		<176 @ M	<176 @ M	<176 @ M	<176 @ M	<176 @ M	<176 @ M
Methyl tertiary butyl ether (MTBE)	<5 µg/kg	TM089		<20 @ M	<20 @ M	<20 @ M	<20 @ M	<20 @ M	<20 @ M
Benzene	<10 µg/kg	TM089		<40 @ M	<40 @ M	<40 @ M	<40 @ M	<40 @ M	<40 @ M
Toluene	<2 µg/kg	TM089		<8 @ M	<8 @ M	<8 @ M	<8 @ M	<8 @ M	<8 @ M
Ethylbenzene	<3 µg/kg	TM089		<12 @ M	<12 @ M	<12 @ M	<12 @ M	<12 @ M	<12 @ M
m,p-Xylene	<6 µg/kg	TM089		<24 @ M	<24 @ M	<24 @ M	<24 @ M	<24 @ M	<24 @ M
o-Xylene	<3 µg/kg	TM089		<12 @ M	<12 @ M	<12 @ M	<12 @ M	<12 @ M	<12 @ M
sum of detected mpo xylene by GC	<9 µg/kg	TM089		<9 @	<9 @	<9 @	<9 @	<9 @	<9 @
sum of detected BTEX by GC	<24 µg/kg	TM089		<24 @	<24 @	<24 @	<24 @	<24 @	<24 @
Aliphatics >C5-C6	<10 µg/kg	TM089		<40 @	<40 @	<40 @	<40 @	<40 @	<40 @
Aliphatics >C6-C8	<10 µg/kg	TM089		<40 @	<40 @	<40 @	<40 @	<40 @	<40 @
Aliphatics >C8-C10	<10 µg/kg	TM089		<40 @	<40 @	<40 @	<40 @	<40 @	<40 @
Aliphatics >C10-C12	<10 µg/kg	TM089		<40 @	<40 @	<40 @	<40 @	<40 @	<40 @
Aliphatics >C12-C16	<100 µg/kg	TM173		<100	<100	<100	295	<100	1320
Aliphatics >C16-C21	<100 µg/kg	TM173		<100	<100	<100	878	<100	16200
Aliphatics >C21-C35	<100 µg/kg	TM173		1690	<100	<100	1420	<100	67000
Aliphatics >C35-C44	<100 µg/kg	TM173		<100	<100	<100	<100	<100	7990
Total Aliphatics >C12-C44	<100 µg/kg	TM173		1690	<100	<100	2590	<100	92600
Aromatics >EC5-EC7	<10 µg/kg	TM089		<40 @	<40 @	<40 @	<40 @	<40 @	<40 @
Aromatics >EC7-EC8	<10 µg/kg	TM089		<40 @	<40 @	<40 @	<40 @	<40 @	<40 @
Aromatics >EC8-EC10	<10 µg/kg	TM089		<40 @	<40 @	<40 @	<40 @	<40 @	<40 @
Aromatics >EC10-EC12	<10 µg/kg	TM089		<40 @	<40 @	<40 @	<40 @	<40 @	<40 @
Aromatics >EC12-EC16	<100 µg/kg	TM173		<100	<100	<100	<100	<100	<100
Aromatics >EC16-EC21	<100 µg/kg	TM173		<100	273	<100	<100	<100	1400
Aromatics >EC21-EC35	<100 µg/kg	TM173		<100	1410	<100	<100	<100	12900
Aromatics >EC35-EC44	<100 µg/kg	TM173		<100	3290	<100	<100	<100	6100
Aromatics >EC40-EC44	<100 µg/kg	TM173		<100	1940	<100	<100	<100	2290
Total Aromatics >EC12-EC44	<100 µg/kg	TM173		<100	4980	<100	<100	<100	20400
Total Aliphatics & Aromatics >C5-C44	<100 µg/kg	TM173		1690	4980	<100	2590	<100	113000

CERTIFICATE OF ANALYSIS

SDG:	150423-112	**Location:**	Coed Darcy	**Order Number:**	CD1193
Job:	H_ATKINS_LDC-335	**Customer:**	Atkins Global Ltd	**Report Number:**	312955
Client Reference:	POS	**Attention:**	Alex Mann	**Superseded Report:**	

TPH CWG (S)

Results Legend	
#	ISO17025 accredited.
M	*m*CERTS accredited.
aq	Aqueous / settled sample.
diss.filt	Dissolved / filtered sample.
tot.unfilt	Total / unfiltered sample.
*	Subcontracted test.
**	% recovery of the surrogate standard to check the efficiency of the method. The results of individual compounds within samples aren't corrected for the recovery
(F)	Trigger breach confirmed
1-5&+§@	Sample deviation (see appendix)

Component	LOD/Units	Method	Customer Sample R	POS 123	POS 124	POS 124	POS 125	POS 125
			Depth (m)	2.60 - 2.60	1.50 - 1.50	2.50 - 2.50	2.00 - 2.00	3.50 - 3.50
			Sample Type	Soil/Solid	Soil/Solid	Soil/Solid	Soil/Solid	Soil/Solid
			Date Sampled	20/04/2015	20/04/2015	20/04/2015	20/04/2015	20/04/2015
			Sample Time	.	.	.	.	.
			Date Received	23/04/2015	23/04/2015	23/04/2015	23/04/2015	23/04/2015
			SDG Ref	150423-112	150423-112	150423-112	150423-112	150423-112
			Lab Sample No.(s)	11243059	11242772	11242781	11242764	11242768
			AGS Reference					
GRO Surrogate % recovery**	%	TM089		86 @	50 @	79 @	47 @	87 @
GRO TOT (Moisture Corrected)	<44 µg/kg	TM089		7610 @ M	<176 @	<176 @ M	<176 @	<176 @ M
Methyl tertiary butyl ether (MTBE)	<5 µg/kg	TM089		<20 @ M	<20 @	<20 @ M	<20 @	<20 @ M
Benzene	<10 µg/kg	TM089		<40 @ M	<40 @	<40 @ M	<40 @	<40 @ M
Toluene	<2 µg/kg	TM089		<8 @ M	<8 @	<8 @ M	<8 @	<8 @ M
Ethylbenzene	<3 µg/kg	TM089		<12 @ M	<12 @	<12 @ M	<12 @	<12 @ M
m,p-Xylene	<6 µg/kg	TM089		<24 @ M	<24 @	<24 @ M	<24 @	<24 @ M
o-Xylene	<3 µg/kg	TM089		<12 @ M	<12 @	<12 @ M	<12 @	<12 @ M
sum of detected mpo xylene by GC	<9 µg/kg	TM089		<9 @	<9 @	<9 @	<9 @	<9 @
sum of detected BTEX by GC	<24 µg/kg	TM089		<24 @	<24 @	<24 @	<24 @	<24 @
Aliphatics >C5-C6	<10 µg/kg	TM089		<40 @	<40 @	<40 @	<40 @	<40 @
Aliphatics >C6-C8	<10 µg/kg	TM089		151 @	<40 @	<40 @	<40 @	<40 @
Aliphatics >C8-C10	<10 µg/kg	TM089		3040 @	<40 @	<40 @	<40 @	<40 @
Aliphatics >C10-C12	<10 µg/kg	TM089		1420 @	<40 @	<40 @	<40 @	<40 @
Aliphatics >C12-C16	<100 µg/kg	TM173		522	11900	320	4470	296
Aliphatics >C16-C21	<100 µg/kg	TM173		1190	11600	<100	5240	1220
Aliphatics >C21-C35	<100 µg/kg	TM173		5980	38100	496	41800	8310
Aliphatics >C35-C44	<100 µg/kg	TM173		<100	<100	<100	1100	<100
Total Aliphatics >C12-C44	<100 µg/kg	TM173		7700	61600	817	52600	9830
Aromatics >EC5-EC7	<10 µg/kg	TM089		<40 @	<40 @	<40 @	<40 @	<40 @
Aromatics >EC7-EC8	<10 µg/kg	TM089		<40 @	<40 @	<40 @	<40 @	<40 @
Aromatics >EC8-EC10	<10 µg/kg	TM089		2030 @	<40 @	<40 @	<40 @	<40 @
Aromatics >EC10-EC12	<10 µg/kg	TM089		946 @	<40 @	<40 @	<40 @	<40 @
Aromatics >EC12-EC16	<100 µg/kg	TM173		3110	995	<100	<100	<100
Aromatics >EC16-EC21	<100 µg/kg	TM173		567	8120	328	20000	839
Aromatics >EC21-EC35	<100 µg/kg	TM173		16500	622000	5980	267000	90800
Aromatics >EC35-EC44	<100 µg/kg	TM173		7700	33600	<100	32100	9850
Aromatics >EC40-EC44	<100 µg/kg	TM173		<100	5060	<100	7490	1970
Total Aromatics >EC12-EC44	<100 µg/kg	TM173		27900	664000	6310	319000	101000
Total Aliphatics & Aromatics >C5-C44	<100 µg/kg	TM173		43200	726000	7120	372000	111000

CERTIFICATE OF ANALYSIS

SDG:	150423-112	**Location:**	Coed Darcy	**Order Number:**	CD1193
Job:	H_ATKINS_LDC-335	**Customer:**	Atkins Global Ltd	**Report Number:**	312955
Client Reference:	POS	**Attention:**	Alex Mann	**Superseded Report:**	

VOC MS (S)

Results Legend

#	ISO17025 accredited.
M	*m*CERTS accredited.
aq	Aqueous / settled sample.
diss.filt	Dissolved / filtered sample.
tot.unfilt	Total / unfiltered sample.
*	Subcontracted test.
**	% recovery of the surrogate standard to check the efficiency of the method. The results of individual compounds within samples aren't corrected for the recovery
(F)	Trigger breach confirmed
1-5&+§@	Sample deviation (see appendix)

Component	LOD/Units	Method	Customer Sample R	POS 33	POS 34	POS 34			
			Depth (m)	1.50 - 1.50	0.50 - 0.50	1.60 - 1.60			
			Sample Type	Soil/Solid	Soil/Solid	Soil/Solid			
			Date Sampled	21/04/2015	21/04/2015	21/04/2015			
			Sample Time	.	.	.			
			Date Received	23/04/2015	23/04/2015	23/04/2015			
			SDG Ref	150423-112	150423-112	150423-112			
			Lab Sample No.(s)	11243014	11243002	11243006			
			AGS Reference						
Dibromofluoromethane**	%	TM116		114 ♦	104 ♦	106 ♦			
Toluene-d8**	%	TM116		98.3 ♦	99.5 ♦	88.7 ♦			
4-Bromofluorobenzene**	%	TM116		97.6 ♦	96.8 ♦	71.8 ♦			
Dichlorodifluoromethane	<6 µg/kg	TM116		<6 ♦ M	<6 ♦ M	<6 ♦ M			
Chloromethane	<7 µg/kg	TM116		<7 ♦ #	<7 ♦ #	<7 ♦ #			
Vinyl Chloride	<6 µg/kg	TM116		<6 ♦ M	<6 ♦ M	<6 ♦ M			
Bromomethane	<10 µg/kg	TM116		<10 ♦ M	<10 ♦ M	<10 ♦ M			
Chloroethane	<10 µg/kg	TM116		<10 ♦ M	<10 ♦ M	<10 ♦ M			
Trichlorofluorormethane	<6 µg/kg	TM116		<6 ♦ M	<6 ♦ M	<6 ♦ M			
1,1-Dichloroethene	<10 µg/kg	TM116		<10 ♦ #	<10 ♦ #	<10 ♦ #			
Carbon Disulphide	<7 µg/kg	TM116		<7 ♦ M	<7 ♦ M	8.64 ♦ M			
Dichloromethane	<10 µg/kg	TM116		<10 ♦ #	<10 ♦ #	<10 ♦ #			
Methyl Tertiary Butyl Ether	<10 µg/kg	TM116		<10 ♦ M	<10 ♦ M	<10 ♦ M			
trans-1,2-Dichloroethene	<10 µg/kg	TM116		<10 ♦ M	<10 ♦ M	<10 ♦ M			
1,1-Dichloroethane	<8 µg/kg	TM116		<8 ♦ M	<8 ♦ M	<8 ♦ M			
cis-1,2-Dichloroethene	<6 µg/kg	TM116		<6 ♦ M	<6 ♦ M	<6 ♦ M			
2,2-Dichloropropane	<10 µg/kg	TM116		<10 ♦ M	<10 ♦ M	<10 ♦ M			
Bromochloromethane	<10 µg/kg	TM116		<10 ♦ M	<10 ♦ M	<10 ♦ M			
Chloroform	<8 µg/kg	TM116		<8 ♦ M	<8 ♦ M	<8 ♦ M			
1,1,1-Trichloroethane	<7 µg/kg	TM116		<7 ♦ M	<7 ♦ M	<7 ♦ M			
1,1-Dichloropropene	<10 µg/kg	TM116		<10 ♦ M	<10 ♦ M	<10 ♦ M			
Carbontetrachloride	<10 µg/kg	TM116		<10 ♦ M	<10 ♦ M	<10 ♦ M			
1,2-Dichloroethane	<5 µg/kg	TM116		<5 ♦ M	<5 ♦ M	<5 ♦ M			
Benzene	<9 µg/kg	TM116		<9 ♦ M	<9 ♦ M	<9 ♦ M			
Trichloroethene	<9 µg/kg	TM116		<9 ♦ #	<9 ♦ #	<9 ♦ #			
1,2-Dichloropropane	<10 µg/kg	TM116		<10 ♦ M	<10 ♦ M	<10 ♦ M			
Dibromomethane	<9 µg/kg	TM116		<9 ♦ M	<9 ♦ M	<9 ♦ M			
Bromodichloromethane	<7 µg/kg	TM116		<7 ♦ M	<7 ♦ M	<7 ♦ M			
cis-1,3-Dichloropropene	<10 µg/kg	TM116		<10 ♦ M	<10 ♦ M	<10 ♦ M			
Toluene	<7 µg/kg	TM116		<7 ♦ M	<7 ♦ M	<7 ♦ M			
trans-1,3-Dichloropropene	<10 µg/kg	TM116		<10 ♦	<10 ♦	<10 ♦			
1,1,2-Trichloroethane	<10 µg/kg	TM116		<10 ♦ M	<10 ♦ M	<10 ♦ M			

CERTIFICATE OF ANALYSIS

SDG:	150423-112	**Location:**	Coed Darcy	**Order Number:**	CD1193
Job:	H_ATKINS_LDC-335	**Customer:**	Atkins Global Ltd	**Report Number:**	312955
Client Reference:	POS	**Attention:**	Alex Mann	**Superseded Report:**	

VOC MS (S)

Results Legend

#	ISO17025 accredited.
M	*m*CERTS accredited.
aq	Aqueous / settled sample.
diss.filt	Dissolved / filtered sample.
tot.unfilt	Total / unfiltered sample.
*	Subcontracted test.
**	% recovery of the surrogate standard to check the efficiency of the method. The results of individual compounds within samples aren't corrected for the recovery
(F)	Trigger breach confirmed
1-5&+§@	Sample deviation (see appendix)

Component	LOD/Units	Method	Customer Sample R	POS 33	POS 34	POS 34			
			Depth (m)	1.50 - 1.50	0.50 - 0.50	1.60 - 1.60			
			Sample Type	Soil/Solid	Soil/Solid	Soil/Solid			
			Date Sampled	21/04/2015	21/04/2015	21/04/2015			
			Sample Time	.	.	.			
			Date Received	23/04/2015	23/04/2015	23/04/2015			
			SDG Ref	150423-112	150423-112	150423-112			
			Lab Sample No.(s)	11243014	11243002	11243006			
			AGS Reference						
1,3-Dichloropropane	<7 µg/kg	TM116		<7 ♦ M	<7 ♦ M	<7 ♦ M			
Tetrachloroethene	<5 µg/kg	TM116		<5 ♦ M	<5 ♦ M	<5 ♦ M			
Dibromochloromethane	<10 µg/kg	TM116		<10 ♦ M	<10 ♦ M	<10 ♦ M			
1,2-Dibromoethane	<10 µg/kg	TM116		<10 ♦ M	<10 ♦ M	<10 ♦ M			
Chlorobenzene	<5 µg/kg	TM116		<5 ♦ M	<5 ♦ M	<5 ♦ M			
1,1,1,2-Tetrachloroethane	<10 µg/kg	TM116		<10 ♦ M	<10 ♦ M	<10 ♦ M			
Ethylbenzene	<4 µg/kg	TM116		<4 ♦ M	<4 ♦ M	<4 ♦ M			
p/m-Xylene	<10 µg/kg	TM116		22.4 ♦ #	<10 ♦ #	<10 ♦ #			
o-Xylene	<10 µg/kg	TM116		<10 ♦ M	<10 ♦ M	<10 ♦ M			
Styrene	<10 µg/kg	TM116		<10 ♦ #	<10 ♦ #	<10 ♦ #			
Bromoform	<10 µg/kg	TM116		<10 ♦ M	<10 ♦ M	<10 ♦ M			
Isopropylbenzene	<5 µg/kg	TM116		<5 ♦ #	<5 ♦ #	<5 ♦ #			
1,1,2,2-Tetrachloroethane	<10 µg/kg	TM116		<10 ♦ M	<10 ♦ M	<10 ♦ M			
1,2,3-Trichloropropane	<16 µg/kg	TM116		<16 ♦ M	<16 ♦ M	<16 ♦ M			
Bromobenzene	<10 µg/kg	TM116		<10 ♦ M	<10 ♦ M	<10 ♦ M			
Propylbenzene	<10 µg/kg	TM116		<10 ♦ M	<10 ♦ M	<10 ♦ M			
2-Chlorotoluene	<9 µg/kg	TM116		<9 ♦ M	<9 ♦ M	<9 ♦ M			
1,3,5-Trimethylbenzene	<8 µg/kg	TM116		225 ♦ M	<8 ♦ M	<8 ♦ M			
4-Chlorotoluene	<10 µg/kg	TM116		<10 ♦ M	<10 ♦ M	<10 ♦ M			
tert-Butylbenzene	<14 µg/kg	TM116		<14 ♦ M	<14 ♦ M	<14 ♦ M			
1,2,4-Trimethylbenzene	<9 µg/kg	TM116		46.8 ♦ #	<9 ♦ #	<9 ♦ #			
sec-Butylbenzene	<10 µg/kg	TM116		<10 ♦ M	<10 ♦ M	204 ♦ M			
4-Isopropyltoluene	<10 µg/kg	TM116		<10 ♦ M	<10 ♦ M	<10 ♦ M			
1,3-Dichlorobenzene	<8 µg/kg	TM116		<8 ♦ M	<8 ♦ M	<8 ♦ M			
1,4-Dichlorobenzene	<5 µg/kg	TM116		<5 ♦ M	<5 ♦ M	<5 ♦ M			
n-Butylbenzene	<11 µg/kg	TM116		<11 ♦	<11 ♦	<11 ♦			
1,2-Dichlorobenzene	<10 µg/kg	TM116		<10 ♦ M	<10 ♦ M	<10 ♦ M			
1,2-Dibromo-3-chloropropane	<14 µg/kg	TM116		<14 ♦ M	<14 ♦ M	<14 ♦ M			
Tert-amyl methyl ether	<10 µg/kg	TM116		<10 ♦ #	<10 ♦ #	<10 ♦ #			
1,2,4-Trichlorobenzene	<20 µg/kg	TM116		<20 ♦	<20 ♦	<20 ♦			
Hexachlorobutadiene	<20 µg/kg	TM116		<20 ♦	<20 ♦	<20 ♦			
Naphthalene	<13 µg/kg	TM116		87.7 ♦ M	<13 ♦ M	<13 ♦ M			

CERTIFICATE OF ANALYSIS

SDG:	150423-112	**Location:**	Coed Darcy	**Order Number:**	CD1193
Job:	H_ATKINS_LDC-335	**Customer:**	Atkins Global Ltd	**Report Number:**	312955
Client Reference:	POS	**Attention:**	Alex Mann	**Superseded Report:**	

VOC MS (S)

Results Legend	
#	ISO17025 accredited.
M	*m*CERTS accredited.
aq	Aqueous / settled sample.
diss.filt	Dissolved / filtered sample.
tot.unfilt	Total / unfiltered sample.
*	Subcontracted test.
**	% recovery of the surrogate standard to check the efficiency of the method. The results of individual compounds within samples aren't corrected for the recovery
(F)	Trigger breach confirmed
1-5&♦§@	Sample deviation (see appendix)

Component	LOD/Units	Method	Customer Sample R	POS 33	POS 34	POS 34			
			Depth (m)	1.50 - 1.50	0.50 - 0.50	1.60 - 1.60			
			Sample Type	Soil/Solid	Soil/Solid	Soil/Solid			
			Date Sampled	21/04/2015	21/04/2015	21/04/2015			
			Sample Time	.	.	.			
			Date Received	23/04/2015	23/04/2015	23/04/2015			
			SDG Ref	150423-112	150423-112	150423-112			
			Lab Sample No.(s)	11243014	11243002	11243006			
			AGS Reference						
1,2,3-Trichlorobenzene	<20 µg/kg	TM116		<20 ♦ #	<20 ♦ #	<20 ♦ #			

CERTIFICATE OF ANALYSIS

SDG:	150423-112	**Location:**	Coed Darcy	**Order Number:**	CD1193
Job:	H_ATKINS_LDC-335	**Customer:**	Atkins Global Ltd	**Report Number:**	312955
Client Reference:	POS	**Attention:**	Alex Mann	**Superseded Report:**	

Notification of NDPs (No determination possible)

Date Received : 23/04/2015 15:40:22

Sample No	Customer Sample Ref.	Depth (m)	Test	Comment
11243010	POS 33	0.50 - 0.50	TPH CWG GC (S)	Sample contains oil / product
11243010	POS 33	0.50 - 0.50	GRO by GC-FID (S)	Sample contains oil / product
11243010	POS 33	0.50 - 0.50	VOC MS (S)	Sample contains oil / product

CERTIFICATE OF ANALYSIS

SDG:	150423-112	**Location:**	Coed Darcy	**Order Number:**	CD1193
Job:	H_ATKINS_LDC-335	**Customer:**	Atkins Global Ltd	**Report Number:**	312955
Client Reference:	POS	**Attention:**	Alex Mann	**Superseded Report:**	

Table of Results - Appendix

Method No	Reference	Description	Wet/Dry Sample [1]	Surrogate Corrected
ASB_PREP				
PM001		Preparation of Samples for Metals Analysis		
PM024	Modified BS 1377	Soil preparation including homogenisation, moisture screens of soils for Asbestos Containing Material		
SUB (ASB)				
TM024	Method 4500A & B, AWWA/APHA, 20th Ed., 1999	Determination of Exchangeable Ammonium and Ammoniacal Nitrogen as N by titration on solids		
TM089	Modified: US EPA Methods 8020 & 602	Determination of Gasoline Range Hydrocarbons (GRO) and BTEX (MTBE) compounds by Headspace GC-FID (C4-C12)		
TM116	Modified: US EPA Method 8260, 8120, 8020, 624, 610 & 602	Determination of Volatile Organic Compounds by Headspace / GC-MS		
TM132	In - house Method	ELTRA CS800 Operators Guide		
TM133	BS 1377: Part 3 1990;BS 6068-2.5	Determination of pH in Soil and Water using the GLpH pH Meter		
TM157	HP 6890 Gas Chromatograph (GC) system and HP 5973 Mass Selective Detector (MSD).	Determination of SVOC in Soils by GC-MS extracted by sonication in DCM/Acetone		
TM173	Analysis of Petroleum Hydrocarbons in Environmental Media – Total Petroleum Hydrocarbon Criteria	Determination of Speciated Extractable Petroleum Hydrocarbons in Soils by GC-FID		
TM181	US EPA Method 6010B	Determination of Routine Metals in Soil by iCap 6500 Duo ICP-OES		
TM218	Microwave extraction – EPA method 3546	Microwave extraction - EPA method 3546		
TM230	Methods 2320B and 4500-CO2 D, AWWA/APHA 19th Edition, 1995.	Determination of Alkalinity in Aqueous Sludge and Soil extracts		
TM243		Mixed Anions In Soils By Kone		

[1] Applies to Solid samples only. DRY indicates samples have been dried at 35°C. NA = not applicable.

CERTIFICATE OF ANALYSIS

SDG:	150423-112	**Location:**	Coed Darcy	**Order Number:**	CD1193
Job:	H_ATKINS_LDC-335	**Customer:**	Atkins Global Ltd	**Report Number:**	312955
Client Reference:	POS	**Attention:**	Alex Mann	**Superseded Report:**	

Test Completion Dates

Lab Sample No(s)	11243034	11243038	11243036	11242797	11242892	11242896	11242900	11242888	11242817	11242821
Customer Sample Ref.	IP 0449 R	IP 3487 R	IP 3494 R	PC sample	POS 12	POS 13	POS 13	POS 15	POS 16	POS 16
AGS Ref.										
Depth	0.50 - 0.50	0.50 - 0.50	0.50 - 0.50	0.10 - 0.10	0.50 - 0.50	0.50 - 0.50	1.50 - 1.50	0.50 - 0.50	0.90 - 0.90	1.50 - 1.50
Type	SOLID	SOLID	SOLID	SOLID	SOLID	SOLID	SOLID	SOLID	SOLID	SOLID
Alkalinity as CaCO3				12-May-2015						
Ammonium Soil by Titration				30-Apr-2015						
Asbestos fibres in Soil*	06-May-2015	06-May-2015	06-May-2015	06-May-2015				06-May-2015	06-May-2015	
EPH CWG (Aliphatic) GC (S)				09-May-2015	09-May-2015	11-May-2015	12-May-2015	09-May-2015	09-May-2015	12-May-2015
EPH CWG (Aromatic) GC (S)				09-May-2015	09-May-2015	09-May-2015	12-May-2015	09-May-2015	09-May-2015	12-May-2015
GRO by GC-FID (S)				09-May-2015	12-May-2015	08-May-2015	11-May-2015	09-May-2015	09-May-2015	09-May-2015
Metals in solid samples by OES				01-May-2015	29-Apr-2015	02-May-2015	02-May-2015	01-May-2015	30-Apr-2015	01-May-2015
NO3, NO2 and TON by KONE (s)				11-May-2015						
PAH by GCMS				09-May-2015	10-May-2015	10-May-2015	10-May-2015	09-May-2015	10-May-2015	07-May-2015
pH				09-May-2015	09-May-2015	09-May-2015	09-May-2015	09-May-2015	09-May-2015	09-May-2015
Phosphate (Ortho as PO4) (s)				11-May-2015						
Sample description	25-Apr-2015	25-Apr-2015	25-Apr-2015	24-Apr-2015	24-Apr-2015	28-Apr-2015	28-Apr-2015	24-Apr-2015	25-Apr-2015	28-Apr-2015
Total Organic Carbon				08-May-2015						
TPH CWG GC (S)				14-May-2015	12-May-2015	11-May-2015	12-May-2015	09-May-2015	09-May-2015	12-May-2015

Lab Sample No(s)	11242830	11242846	11242850	11242854	11242859	11242863	11242867	11242875	11242880	11242884
Customer Sample Ref.	POS 16	POS 16	POS 17	POS 17	POS 19	POS 19	POS 19	POS 20	POS 20	POS 20
AGS Ref.										
Depth	2.50 - 2.50	0.20 - 0.20	0.50 - 0.50	1.50 - 1.50	0.50 - 0.50	2.00 - 2.00	3.50 - 3.50	0.50 - 0.50	1.50 - 1.50	2.50 - 2.50
Type	SOLID	SOLID	SOLID	SOLID	SOLID	SOLID	SOLID	SOLID	SOLID	SOLID
Asbestos fibres in Soil*			06-May-2015		06-May-2015			06-May-2015		
EPH CWG (Aliphatic) GC (S)	09-May-2015	09-May-2015	09-May-2015	12-May-2015	12-May-2015	11-May-2015	11-May-2015	09-May-2015	05-May-2015	05-May-2015
EPH CWG (Aromatic) GC (S)	09-May-2015	09-May-2015	09-May-2015	12-May-2015	12-May-2015	09-May-2015	09-May-2015	09-May-2015	05-May-2015	05-May-2015
GRO by GC-FID (S)	09-May-2015	09-May-2015	09-May-2015	09-May-2015	09-May-2015	09-May-2015	09-May-2015	09-May-2015	09-May-2015	09-May-2015
Metals in solid samples by OES	01-May-2015	01-May-2015	30-Apr-2015	02-May-2015	07-May-2015	02-May-2015	01-May-2015	30-Apr-2015	29-Apr-2015	29-Apr-2015
PAH by GCMS	10-May-2015	10-May-2015	10-May-2015	08-May-2015	09-May-2015	10-May-2015	10-May-2015	09-May-2015	10-May-2015	10-May-2015
pH	09-May-2015	09-May-2015	09-May-2015	09-May-2015	11-May-2015	09-May-2015	11-May-2015	09-May-2015	09-May-2015	01-May-2015
Sample description	28-Apr-2015	28-Apr-2015	25-Apr-2015	28-Apr-2015	28-Apr-2015	28-Apr-2015	28-Apr-2015	25-Apr-2015	24-Apr-2015	24-Apr-2015
Total Organic Carbon			08-May-2015			07-May-2015				05-May-2015
TPH CWG GC (S)	09-May-2015	09-May-2015	09-May-2015	12-May-2015	12-May-2015	11-May-2015	11-May-2015	09-May-2015	09-May-2015	09-May-2015

Lab Sample No(s)	11242924	11242928	11242932	11242936	11242904	11242908	11242912	11242920	11242940	11242944
Customer Sample Ref.	POS 21	POS 21	POS 21	POS 21	POS 22	POS 22	POS 22	POS 22	POS 25	POS 25
AGS Ref.										
Depth	0.50 - 0.50	1.50 - 1.50	2.50 - 2.50	3.50 - 3.50	0.50 - 0.50	1.50 - 1.50	2.50 - 2.50	3.50 - 3.50	0.50 - 0.50	1.50 - 1.50
Type	SOLID	SOLID	SOLID	SOLID	SOLID	SOLID	SOLID	SOLID	SOLID	SOLID
Asbestos fibres in Soil*	06-May-2015				06-May-2015				06-May-2015	
EPH CWG (Aliphatic) GC (S)	09-May-2015	12-May-2015	11-May-2015	12-May-2015	09-May-2015	12-May-2015	12-May-2015	12-May-2015	09-May-2015	11-May-2015
EPH CWG (Aromatic) GC (S)	09-May-2015	12-May-2015	09-May-2015	12-May-2015	09-May-2015	12-May-2015	12-May-2015	12-May-2015	09-May-2015	09-May-2015
GRO by GC-FID (S)	12-May-2015	08-May-2015	08-May-2015	08-May-2015	08-May-2015	08-May-2015	08-May-2015	08-May-2015	08-May-2015	08-May-2015
Metals in solid samples by OES	30-Apr-2015	05-May-2015	01-May-2015	02-May-2015	01-May-2015	02-May-2015	02-May-2015	02-May-2015	30-Apr-2015	08-May-2015
PAH by GCMS	09-May-2015	10-May-2015	10-May-2015	10-May-2015	10-May-2015	10-May-2015	10-May-2015	08-May-2015	09-May-2015	10-May-2015
pH	11-May-2015	08-May-2015	08-May-2015	11-May-2015	09-May-2015	11-May-2015	11-May-2015	11-May-2015	09-May-2015	08-May-2015
Sample description	25-Apr-2015	28-Apr-2015	28-Apr-2015	28-Apr-2015	25-Apr-2015	28-Apr-2015	28-Apr-2015	28-Apr-2015	25-Apr-2015	28-Apr-2015
Total Organic Carbon	08-May-2015			05-May-2015		07-May-2015				
TPH CWG GC (S)	12-May-2015	12-May-2015	11-May-2015	12-May-2015	09-May-2015	12-May-2015	12-May-2015	12-May-2015	09-May-2015	11-May-2015

Lab Sample No(s)	11242948	11242955	11242972	11242981	11242985	11242989	11242994	11242998	11243018	11243026
Customer Sample Ref.	POS 25	POS 27	POS 27	POS 27	POS 27	POS 29	POS 29	POS 29	POS 31	POS 32
AGS Ref.										
Depth	2.50 - 2.50	0.50 - 0.50	1.50 - 1.50	2.50 - 2.50	3.50 - 3.50	0.50 - 0.50	1.50 - 1.50	2.50 - 2.50	0.50 - 0.50	0.50 - 0.50
Type	SOLID	SOLID	SOLID	SOLID	SOLID	SOLID	SOLID	SOLID	SOLID	SOLID
Asbestos fibres in Soil*		06-May-2015				06-May-2015			06-May-2015	06-May-2015
EPH CWG (Aliphatic) GC (S)	12-May-2015	09-May-2015	11-May-2015	11-May-2015	09-May-2015	09-May-2015	09-May-2015	09-May-2015	05-May-2015	05-May-2015
EPH CWG (Aromatic) GC (S)	12-May-2015	09-May-2015	09-May-2015	09-May-2015	09-May-2015	09-May-2015	09-May-2015	09-May-2015	05-May-2015	05-May-2015
GRO by GC-FID (S)	08-May-2015	08-May-2015	08-May-2015	08-May-2015	08-May-2015	08-May-2015	08-May-2015	08-May-2015	08-May-2015	08-May-2015
Metals in solid samples by OES	08-May-2015	01-May-2015	02-May-2015	02-May-2015	29-Apr-2015	01-May-2015	29-Apr-2015	29-Apr-2015	01-May-2015	01-May-2015
PAH by GCMS	10-May-2015	08-May-2015	07-May-2015	10-May-2015	08-May-2015	08-May-2015	10-May-2015	10-May-2015	09-May-2015	09-May-2015
pH	09-May-2015	11-May-2015	09-May-2015	09-May-2015	09-May-2015	09-May-2015	09-May-2015	09-May-2015	09-May-2015	09-May-2015
Sample description	28-Apr-2015	24-Apr-2015	28-Apr-2015	28-Apr-2015	24-Apr-2015	24-Apr-2015	24-Apr-2015	24-Apr-2015	24-Apr-2015	24-Apr-2015
Total Organic Carbon		08-May-2015			07-May-2015			07-May-2015		
TPH CWG GC (S)	12-May-2015	09-May-2015	11-May-2015	11-May-2015	09-May-2015	09-May-2015	09-May-2015	09-May-2015	08-May-2015	08-May-2015

CERTIFICATE OF ANALYSIS

SDG:	150423-112	**Location:**	Coed Darcy	**Order Number:**	CD1193
Job:	H_ATKINS_LDC-335	**Customer:**	Atkins Global Ltd	**Report Number:**	312955
Client Reference:	POS	**Attention:**	Alex Mann	**Superseded Report:**	

Lab Sample No(s)	11243010	11243014	11243002	11243006	11242760	11242809	11242801	11242805	11242813	11242785
Customer Sample Ref.	POS 33	POS 33	POS 34	POS 34	POS 115	POS 116	POS 117	POS 117	POS 117	POS 118
AGS Ref.										
Depth	0.50 - 0.50	1.50 - 1.50	0.50 - 0.50	1.60 - 1.60	0.50 - 0.50	0.50 - 0.50	1.50 - 1.50	2.50 - 2.50	3.50 - 3.50	0.30 - 0.30
Type	SOLID	SOLID	SOLID	SOLID	SOLID	SOLID	SOLID	SOLID	SOLID	SOLID
Asbestos fibres in Soil*	06-May-2015		06-May-2015		06-May-2015	06-May-2015				06-May-2015
EPH CWG (Aliphatic) GC (S)	09-May-2015	05-May-2015	09-May-2015	09-May-2015	09-May-2015	09-May-2015	12-May-2015	12-May-2015	12-May-2015	09-May-2015
EPH CWG (Aromatic) GC (S)	09-May-2015	05-May-2015	09-May-2015	09-May-2015	09-May-2015	09-May-2015	12-May-2015	12-May-2015	12-May-2015	09-May-2015
GRO by GC-FID (S)		13-May-2015	12-May-2015	12-May-2015	08-May-2015	09-May-2015	09-May-2015	09-May-2015	09-May-2015	09-May-2015
Metals in solid samples by OES	01-May-2015	29-Apr-2015	01-May-2015	02-May-2015	06-May-2015	06-May-2015	02-May-2015	08-May-2015	02-May-2015	01-May-2015
PAH by GCMS	10-May-2015	10-May-2015	09-May-2015	07-May-2015	09-May-2015	09-May-2015	10-May-2015	07-May-2015	07-May-2015	09-May-2015
pH	11-May-2015	11-May-2015	09-May-2015	09-May-2015	09-May-2015	09-May-2015	09-May-2015	09-May-2015	08-May-2015	11-May-2015
Sample description	24-Apr-2015	24-Apr-2015	24-Apr-2015	24-Apr-2015	24-Apr-2015	24-Apr-2015	28-Apr-2015	28-Apr-2015	28-Apr-2015	25-Apr-2015
Semi Volatile Organic Compounds	07-May-2015	06-May-2015	06-May-2015	06-May-2015						
Total Organic Carbon					08-May-2015				07-May-2015	
TPH CWG GC (S)		13-May-2015	12-May-2015	12-May-2015	09-May-2015	09-May-2015	12-May-2015	12-May-2015	12-May-2015	09-May-2015
VOC MS (S)		14-May-2015	12-May-2015	12-May-2015						

Lab Sample No(s)	11242789	11242793	11242871	11242916	11242976	11243022	11243051	11243055	11243059	11242772
Customer Sample Ref.	POS 118	POS 118	POS 119	POS 120	POS 121	POS 121	POS 122	POS 123	POS 123	POS 124
AGS Ref.										
Depth	1.50 - 1.50	2.50 - 2.50	0.50 - 0.50	0.50 - 0.50	0.50 - 0.50	1.50 - 1.50	0.50 - 0.50	0.50 - 0.50	2.60 - 2.60	1.50 - 1.50
Type	SOLID	SOLID	SOLID	SOLID	SOLID	SOLID	SOLID	SOLID	SOLID	SOLID
Asbestos fibres in Soil*			06-May-2015	06-May-2015	06-May-2015		06-May-2015	06-May-2015		
EPH CWG (Aliphatic) GC (S)	09-May-2015	12-May-2015	09-May-2015	09-May-2015	09-May-2015	09-May-2015	09-May-2015	09-May-2015	11-May-2015	12-May-2015
EPH CWG (Aromatic) GC (S)	09-May-2015	12-May-2015	09-May-2015	09-May-2015	09-May-2015	09-May-2015	09-May-2015	09-May-2015	09-May-2015	12-May-2015
GRO by GC-FID (S)	09-May-2015	09-May-2015	08-May-2015	08-May-2015	09-May-2015	09-May-2015	08-May-2015	08-May-2015	09-May-2015	09-May-2015
Metals in solid samples by OES	08-May-2015	08-May-2015	01-May-2015	30-Apr-2015	30-Apr-2015	29-Apr-2015	30-Apr-2015	30-Apr-2015	01-May-2015	01-May-2015
PAH by GCMS	10-May-2015	10-May-2015	09-May-2015	08-May-2015	09-May-2015	08-May-2015	09-May-2015	10-May-2015	07-May-2015	07-May-2015
pH	09-May-2015	09-May-2015	11-May-2015	09-May-2015	09-May-2015	09-May-2015	11-May-2015	11-May-2015	09-May-2015	11-May-2015
Sample description	28-Apr-2015	28-Apr-2015	24-Apr-2015	24-Apr-2015	25-Apr-2015	24-Apr-2015	25-Apr-2015	25-Apr-2015	28-Apr-2015	28-Apr-2015
Total Organic Carbon					08-May-2015				05-May-2015	
TPH CWG GC (S)	09-May-2015	12-May-2015	09-May-2015	09-May-2015	09-May-2015	09-May-2015	09-May-2015	09-May-2015	11-May-2015	12-May-2015

Lab Sample No(s)	11242781	11242764	11242768	11243032	11243040	11243030	11243042	11243044
Customer Sample Ref.	POS 124	POS 125	POS 125	TPE 0229 R	TPE 1056 R	TPE 2908 R	TPE 7123 R	TPE 7129 R
AGS Ref.								
Depth	2.50 - 2.50	2.00 - 2.00	3.50 - 3.50	0.10 - 0.10	0.50 - 0.50	0.50 - 0.50	0.40 - 0.40	0.20 - 0.20
Type	SOLID	SOLID	SOLID	SOLID	SOLID	SOLID	SOLID	SOLID
Asbestos fibres in Soil*				06-May-2015	06-May-2015	06-May-2015	06-May-2015	11-May-2015
EPH CWG (Aliphatic) GC (S)	12-May-2015	12-May-2015	11-May-2015					
EPH CWG (Aromatic) GC (S)	12-May-2015	12-May-2015	09-May-2015					
GRO by GC-FID (S)	09-May-2015	09-May-2015	09-May-2015					
Metals in solid samples by OES	08-May-2015	01-May-2015	02-May-2015					
PAH by GCMS	07-May-2015	07-May-2015	07-May-2015					
pH	09-May-2015	11-May-2015	09-May-2015					
Sample description	28-Apr-2015	28-Apr-2015	28-Apr-2015	25-Apr-2015	24-Apr-2015	25-Apr-2015	25-Apr-2015	24-Apr-2015
Total Organic Carbon	07-May-2015							
TPH CWG GC (S)	12-May-2015	12-May-2015	11-May-2015					

SDG:	150423-112	**Location:**	Coed Darcy	**Order Number:**	CD1193
Job:	H_ATKINS_LDC-335	**Customer:**	Atkins Global Ltd	**Report Number:**	312955
Client Reference:	POS	**Attention:**	Alex Mann	**Superseded Report:**	

Appendix

General

1. Results are expressed on a dry weight basis (dried at 35ºC) for all soil analyses except for the following: NRA and CEN Leach tests, flash point LOI, pH, ammonium as NH4 by the BRE method, VOC TICS and SVOC TICS.

2. Samples will be run in duplicate upon request, but an additional charge may be incurred.

3. If sufficient sample is received a sub sample will be retained free of charge for 30 days after analysis is completed (e-mailed) for all sample types unless the sample is destroyed on testing. The prepared soil sub sample that is analysed for asbestos will be retained for a period of 6 months after the analysis date. All bulk samples will be retained for a period of 6 months after the analysis date. All samples received and not scheduled will be disposed of one month after the date of receipt unless we are instructed to the contrary. Once the initial period has expired, a storage charge will be applied for each month or part thereof until the client cancels the request for sample storage. ALcontrol Laboratories reserve the right to charge for samples received and stored but not analysed.

4. With respect to turnaround, we will always endeavour to meet client requirements wherever possible, but turnaround times cannot be absolutely guaranteed due to so many variables beyond our control.

5. We take responsibility for any test performed by sub-contractors (marked with an asterisk). We endeavour to use UKAS/MCERTS Accredited Laboratories, who either complete a quality questionnaire or are audited by ourselves. For some determinands there are no UKAS/MCERTS Accredited Laboratories, in this instance a laboratory with a known track record will be utilised.

6. When requested, the individual sub sample scheduled will be analysed in house for the presence of asbestos fibres and asbestos containing material by our documented in house method TM048 based on HSG 248 (2005), which is accredited to ISO17025. If a specific asbestos fibre type is not found this will be reported as “Not detected”. If no asbestos fibre types are found all will be reported as “Not detected” and the sub sample analysed deemed to be clear of asbestos. If an asbestos fibre type is found it will be reported as detected (for each fibre type found). Testing can be carried out on asbestos positive samples, but, due to Health and Safety considerations, may be replaced by alternative tests or reported as No Determination Possible. The quantity of asbestos present is not determined unless specifically requested.

7. If no separate volatile sample is supplied by the client, or if a headspace or sediment is present in the volatile sample, the integrity of the data may be compromised. This will be flagged up as an invalid VOC on the test schedule and the result marked as deviating on the test certificate.

8. If appropriate preserved bottles are not received preservation will take place on receipt. However, the integrity of the data may be compromised.

9. NDP -No determination possible due to insufficient/unsuitable sample.

10. Metals in water are performed on a filtered sample, and therefore represent dissolved metals -total metals must be requested separately.

11. Results relate only to the items tested.

12. LODs for wet tests reported on a dry weight basis are not corrected for moisture content.

13. **Surrogate recoveries** - Surrogates are added to your sample to monitor recovery of the test requested. A % recovery is reported, results are not corrected for the recovery measured. Typical recoveries for organics tests are 70-130%, they are generally wider for volatiles analysis, 50-150%. Recoveries in soils are affected by organic rich or clay rich matrices. Waters can be affected by remediation fluids or high amounts of sediment. Test results are only ever reported if all of the associated quality checks pass; it is assumed that all recoveries outside of the values above are due to matrix affect.

14. **Product analyses** -Organic analyses on products can only be semi-quantitative due to the matrix effects and high dilution factors employed.

15. Phenols monohydric by HPLC include phenol, cresols (2-Methylphenol, 3-Methylphenol and 4-Methylphenol) and Xylenols (2,3 Dimethylphenol, 2,4 Dimethylphenol, 2,5 Dimethylphenol, 2,6 Dimethylphenol, 3,4 Dimethyphenol, 3,5 Dimethylphenol).

16. Total of 5 speciated phenols by HPLC includes Phenol, 2,3,5-Trimethyl Phenol, 2-Isopropylphenol, Cresols and Xylenols (as detailed in 15).

17. Stones/debris are not routinely removed. We always endeavour to take a representative sub sample from the received sample.

18. In certain circumstances the method detection limit may be elevated due to the sample being outside the calibration range. Other factors that may contribute to this include possible interferences. In both cases the sample would be diluted which would cause the method detection limit to be raised.

19. Mercury results quoted on soils will not include volatile mercury as the analysis is performed on a dried and crushed sample.

20. For the BSEN 12457-3 two batch process to allow the cumulative release to be calculated, the volume of the leachate produced is measured and filtered for all tests. We therefore cannot carry out any unfiltered analysis. The tests affected include volatiles GCFID/GCMS and all subcontracted analysis.

21. For all leachate preparations (NRA, DIN, TCLP, BSEN 12457-1, 2, 3) volatile loss may occur, as we do not employ zero headspace extraction.

22. We are accredited to MCERTS for sand, clay and loam/topsoil, or any of these materials - whether these are derived from naturally occurring soil profiles, or from fill/made ground, as long as these materials constitute the major part of the sample. Other coarse granular material such as concrete, gravel and brick are not accredited if they comprise the major part of the sample.

23. Analysis and identification of specific compounds using GCFID is by retention time only, and we routinely calibrate and quantify for benzene, toluene, ethylbenzenes and xylenes (BTEX). For total volatiles in the C5-C12 range, the total area of the chromatogram is integrated and expressed as ug/kg or ug/l. Although this analysis is commonly used for the quantification of gasoline range organics (GRO), the system will also detect other compounds such as chlorinated solvents, and this may lead to a falsely high result with respect to hydrocarbons only. It is not possible to specifically identify these non-hydrocarbons, as standards are not routinely run for any other compounds, and for more definitive identification, volatiles by GCMS should be utilised.

Sample Deviations

1	Container with Headspace provided for volatiles analysis
2	Incorrect container received
3	Deviation from method
4	Holding time exceeded before sample received
5	Samples exceeded holding time before presevation was performed
§	Sampled on date not provided
♦	Sample holding time exceeded in laboratory
@	Sample holding time exceeded due to sampled on date
&	Sample Holding Time exceeded - Late arrival of instructions.

Asbestos

Identification of Asbestos in Bulk Materials & Soils

The results for identification of asbestos in bulk materials are obtained from supplied bulk materials which have been examined to determine the presence of asbestos fibres using Alcontrol Laboratories (Hawarden) in-house method of transmitted/polarised light microscopy and central stop dispersion staining, based on HSG 248 (2005).

The results for identification of asbestos in soils are obtained from a homogenised sub sample which has been examined to determine the presence of asbestos fibres using Alcontrol Laboratories (Hawarden) in-house method of transmitted/polarised light microscopy and central stop dispersion staining, based on HSG 248 (2005).

Asbestos Type	Common Name
Chrysotile	White Asbestos
Amosite	Brown Asbestos
Crocidolite	Blue Asbestos
Fibrous Actinolite	-
Fibrous Anthophyllite	-
Fibrous Tremolite	-

Visual Estimation Of Fibre Content

Estimation of fibre content is not permitted as part of our UKAS accredited test other than: - Trace - Where only one or two asbestos fibres were identified.

Further guidance on typical asbestos fibre content of manufactured products can be found in HSG 264.

The identification of asbestos containing materials and soils falls within our schedule of tests for which we hold UKAS accreditation, however opinions, interpretations and all other information contained in the report are outside the scope of UKAS accreditation.

ALcontrol Laboratories

Unit 7-8 Hawarden Business Park
Manor Road (off Manor Lane)
Hawarden
Deeside
CH5 3US
Tel: (01244) 528700
Fax: (01244) 528701
email: mkt@alcontrol.com
Website: www.alcontrol.com

Atkins Global Ltd
Project Jonah site office
Llan Coed House
Suite 24
Coed Darcy
Llandarcy
SA10 6HJ

Attention: Alex Mann

CERTIFICATE OF ANALYSIS

Date:	12 May 2015
Customer:	H_ATKINS_LDC
Sample Delivery Group (SDG):	150417-125
Your Reference:	POS
Location:	Coed Darcy
Report No:	312613

We received 142 samples on Friday April 17, 2015 and 142 of these samples were scheduled for analysis which was completed on Tuesday May 12, 2015. Accredited laboratory tests are defined within the report, but opinions, interpretations and on-site data expressed herein are outside the scope of ISO 17025 accreditation.

Should this report require incorporation into client reports, it must be used in its entirety and not simply with the data sections alone.

All chemical testing (unless subcontracted) is performed at ALcontrol Hawarden Laboratories.

Approved By:



Sonia McWhan

Operations Manager

Alcontrol Laboratories is a trading division of ALcontrol UK Limited
Registered Office: Units 7 & 8 Hawarden Business Park, Manor Road, Hawarden, Deeside, CH5 3US. Registered in England and Wales No.

CERTIFICATE OF ANALYSIS

SDG:	150417-125	**Location:**	Coed Darcy	**Order Number:**	CD1186
Job:	H_ATKINS_LDC-335	**Customer:**	Atkins Global Ltd	**Report Number:**	312613
Client Reference:	POS	**Attention:**	Alex Mann	**Superseded Report:**	

Received Sample Overview

Lab Sample No(s)	Customer Sample Ref.	AGS Ref.	Depth (m)	Sampled Date
11205960	POS 58		0.50 - 0.50	15/04/2015
11205965	POS 58		1.50 - 1.50	15/04/2015
11205971	POS 58		2.50 - 2.50	15/04/2015
11206054	POS 59		0.50 - 0.50	15/04/2015
11206083	POS 66		0.50 - 0.50	14/04/2015
11205491	POS 66		1.60 - 1.60	14/04/2015
11205545	POS 66		2.80 - 2.80	14/04/2015
11205603	POS 66		4.20 - 4.20	14/04/2015
11205885	POS 67		0.50 - 0.50	14/04/2015
11205937	POS 67		1.50 - 1.50	14/04/2015
11205987	POS 67		2.50 - 2.50	14/04/2015
11206032	POS 67		3.50 - 3.50	14/04/2015
11205487	POS 68		0.50 - 0.50	14/04/2015
11205737	POS 68		1.50 - 1.50	14/04/2015
11205786	POS 68		2.50 - 2.50	14/04/2015
11205833	POS 68		3.50 - 3.50	14/04/2015
11205747	POS 69		0.50 - 0.50	14/04/2015
11205751	POS 69		1.50 - 1.50	14/04/2015
11205726	POS 70		0.50 - 0.50	14/04/2015
11205730	POS 70		1.60 - 1.60	14/04/2015
11205743	POS 70		2.80 - 2.80	14/04/2015
11205652	POS 71		0.50 - 0.50	14/04/2015
11205698	POS 71		1.50 - 1.50	14/04/2015
11205714	POS 71		2.50 - 2.50	14/04/2015
11205718	POS 71		3.50 - 3.50	14/04/2015
11205722	POS 71		4.50 - 4.50	14/04/2015
11205782	POS 72		0.50 - 0.50	14/04/2015
11205790	POS 72		1.50 - 1.50	14/04/2015
11205795	POS 72		3.00 - 3.00	14/04/2015
11205769	POS 73		0.50 - 0.50	14/04/2015
11205773	POS 73		1.50 - 1.50	14/04/2015
11205777	POS 73		2.50 - 2.50	14/04/2015
11205755	POS 74		0.50 - 0.50	14/04/2015
11205761	POS 74		1.50 - 1.50	14/04/2015
11205765	POS 74		2.50 - 2.50	14/04/2015
11205842	POS 75		0.50 - 0.50	14/04/2015
11205846	POS 75		1.50 - 1.50	14/04/2015
11205852	POS 75		2.50 - 2.50	14/04/2015
11205858	POS 75		3.50 - 3.50	14/04/2015
11205821	POS 76		0.50 - 0.50	14/04/2015
11205825	POS 76		1.50 - 1.50	14/04/2015
11205829	POS 76		2.50 - 2.50	14/04/2015
11205838	POS 76		3.50 - 3.50	14/04/2015
11205800	POS 77		0.50 - 0.50	14/04/2015
11205804	POS 77		1.50 - 1.50	14/04/2015
11205808	POS 77		2.50 - 2.50	14/04/2015
11205812	POS 77		3.50 - 3.50	14/04/2015
11205816	POS 77		4.50 - 4.50	14/04/2015
11205889	POS 78		0.50 - 0.50	15/04/2015
11205893	POS 78		1.50 - 1.50	15/04/2015
11205903	POS 78		2.50 - 2.50	15/04/2015
11205907	POS 78		3.50 - 3.50	15/04/2015
11205872	POS 79		0.50 - 0.50	15/04/2015
11205876	POS 79		1.50 - 1.50	15/04/2015
11205881	POS 79		2.50 - 2.50	15/04/2015
11205863	POS 80		0.50 - 0.50	15/04/2015

CERTIFICATE OF ANALYSIS

SDG:	150417-125	**Location:**	Coed Darcy	**Order Number:**	CD1186
Job:	H_ATKINS_LDC-335	**Customer:**	Atkins Global Ltd	**Report Number:**	312613
Client Reference:	POS	**Attention:**	Alex Mann	**Superseded Report:**	

11205867	POS 80	1.50 - 1.50	15/04/2015
11205923	POS 81	0.50 - 0.50	15/04/2015
11205927	POS 81	1.50 - 1.50	15/04/2015
11205933	POS 81	2.50 - 2.50	15/04/2015
11205911	POS 82	0.50 - 0.50	15/04/2015
11205915	POS 82	1.50 - 1.50	15/04/2015
11205919	POS 82	2.50 - 2.50	15/04/2015
11205941	POS 83	0.50 - 0.50	15/04/2015
11205946	POS 83	1.50 - 1.50	15/04/2015
11205952	POS 83	2.50 - 2.50	15/04/2015
11205956	POS 83	3.50 - 3.50	15/04/2015
11205975	POS 84	0.50 - 0.50	15/04/2015
11205979	POS 84	1.50 - 1.50	15/04/2015
11205983	POS 84	2.50 - 2.50	15/04/2015
11205991	POS 84	3.50 - 3.50	15/04/2015
11205995	POS 85	0.50 - 0.50	15/04/2015
11205999	POS 85	2.50 - 2.50	15/04/2015
11206003	POS 85	3.50 - 3.50	15/04/2015
11206024	POS 86	0.50 - 0.50	15/04/2015
11206045	POS 87	0.50 - 0.50	15/04/2015
11206050	POS 87	1.50 - 1.50	15/04/2015
11206028	POS 88	0.50 - 0.50	15/04/2015
11206037	POS 88	1.50 - 1.50	15/04/2015
11206041	POS 88	2.50 - 2.50	15/04/2015
11205710	POS 88	3.50 - 3.50	16/04/2015
11206007	POS 89	0.50 - 0.50	15/04/2015
11206011	POS 89	1.50 - 1.50	15/04/2015
11206015	POS 89	2.50 - 2.50	15/04/2015
11206019	POS 89	3.50 - 3.50	15/04/2015
11206065	POS 90	0.50 - 0.50	15/04/2015
11206069	POS 90	1.50 - 1.50	15/04/2015
11206073	POS 90	2.50 - 2.50	15/04/2015
11206078	POS 90	4.50 - 4.50	15/04/2015
11206059	POS 91	0.50 - 0.50	15/04/2015
11205615	POS 92	0.50 - 0.50	16/04/2015
11205619	POS 92	1.50 - 1.50	16/04/2015
11206087	POS 93	0.50 - 0.50	15/04/2015
11206094	POS 93	2.00 - 2.00	15/04/2015
11206100	POS 94	0.50 - 0.50	16/04/2015
11206104	POS 94	1.50 - 1.50	16/04/2015
11206109	POS 94	3.00 - 3.00	16/04/2015
11205560	POS 95	0.50 - 0.50	16/04/2015
11205565	POS 95	1.50 - 1.50	16/04/2015
11205571	POS 95	2.50 - 2.50	16/04/2015
11205576	POS 95	3.50 - 3.50	16/04/2015
11205582	POS 95	4.50 - 4.50	16/04/2015
11205514	POS 96	0.50 - 0.50	16/04/2015
11205520	POS 96	1.50 - 1.50	16/04/2015
11205524	POS 96	2.50 - 2.50	16/04/2015
11205529	POS 96	3.50 - 3.50	16/04/2015
11206114	POS 97	0.50 - 0.50	16/04/2015
11206122	POS 97	2.00 - 2.00	16/04/2015
11206128	POS 97	3.50 - 3.50	16/04/2015
11206140	POS 98	0.50 - 0.50	16/04/2015
11206150	POS 98	1.50 - 1.50	16/04/2015
11205496	POS 99	0.50 - 0.50	16/04/2015
11205502	POS 99	1.50 - 1.50	16/04/2015
11205506	POS 100	0.50 - 0.50	16/04/2015
11205510	POS 100	1.50 - 1.50	16/04/2015

CERTIFICATE OF ANALYSIS

SDG:	150417-125	**Location:**	Coed Darcy	**Order Number:**	CD1186
Job:	H_ATKINS_LDC-335	**Customer:**	Atkins Global Ltd	**Report Number:**	312613
Client Reference:	POS	**Attention:**	Alex Mann	**Superseded Report:**	

11205536	POS 101	0.50 - 0.50	16/04/2015
11205541	POS 101	1.50 - 1.50	16/04/2015
11205551	POS 101	3.00 - 3.00	16/04/2015
11205556	POS 101	4.50 - 4.50	16/04/2015
11205586	POS 102	0.50 - 0.50	16/04/2015
11205593	POS 102	2.00 - 2.00	16/04/2015
11205598	POS 102	3.50 - 3.50	16/04/2015
11205611	POS 102	4.50 - 4.50	16/04/2015
11205624	POS 103	0.50 - 0.50	16/04/2015
11205628	POS 103	1.50 - 1.50	16/04/2015
11205632	POS 104	0.50 - 0.50	16/04/2015
11205656	POS 105	0.50 - 0.50	16/04/2015
11205660	POS 105	1.50 - 1.50	16/04/2015
11205664	POS 105	2.50 - 2.50	16/04/2015
11205672	POS 106	0.50 - 0.50	16/04/2015
11205668	POS 107	0.50 - 0.50	16/04/2015
11205644	POS 108	0.50 - 0.50	16/04/2015
11205648	POS 108	1.50 - 1.50	16/04/2015
11205636	POS 109	0.50 - 0.50	16/04/2015
11205640	POS 109	1.50 - 1.50	16/04/2015
11205676	POS 110	0.50 - 0.50	16/04/2015
11205680	POS 110	1.50 - 1.50	16/04/2015
11205688	POS 111	0.50 - 0.50	16/04/2015
11205684	POS 112	0.50 - 0.50	16/04/2015
11205693	POS 113	0.30 - 0.30	16/04/2015
11205702	POS 114	0.50 - 0.50	16/04/2015
11205706	POS 114	1.50 - 1.50	16/04/2015

Only received samples which have had analysis scheduled will be shown on the following pages.

CERTIFICATE OF ANALYSIS

SDG:	150417-125	**Location:**	Coed Darcy	**Order Number:**	CD1186
Job:	H_ATKINS_LDC-335	**Customer:**	Atkins Global Ltd	**Report Number:**	312613
Client Reference:	POS	**Attention:**	Alex Mann	**Superseded Report:**	

SOLID

Results Legend

X **Test**

N **No Determination Possible**

		Lab Sample No(s)	Customer Sample Reference	AGS Reference	Depth (m)	Container
Asbestos ID in Solid Samples	All	NDPs: 0 Tests: 49				
EPH CWG (Aliphatic) GC (S)	All	NDPs: 0 Tests: 142				
EPH CWG (Aromatic) GC (S)	All	NDPs: 0 Tests: 142				
GRO by GC-FID (S)	All	NDPs: 0 Tests: 142				
Metals in solid samples by OES	All	NDPs: 0 Tests: 142				
PAH by GCMS	All	NDPs: 0 Tests: 142				
pH	All	NDPs: 0 Tests: 142				
Sample description	All	NDPs: 0 Tests: 141				
Total Organic Carbon	All	NDPs: 0 Tests: 39				
TPH CWG GC (S)	All	NDPs: 0 Tests: 142				

Lab Sample No(s)	Customer Sample Reference	Depth (m)	Container	Asbestos ID in Solid Samples	EPH CWG (Aliphatic) GC (S)	EPH CWG (Aromatic) GC (S)	GRO by GC-FID (S)	Metals in solid samples by OES	PAH by GCMS	pH	Sample description	Total Organic Carbon	TPH CWG GC (S)
11205960	POS 58	0.50 - 0.50	250g Amber Jar (AL										
			400g Tub (ALE214)	X						X			
			60g VOC (ALE215)				X						
11205965	POS 58	1.50 - 1.50	250g Amber Jar (AL		X	X		X	X		X		X
			400g Tub (ALE214)							X			
			60g VOC (ALE215)				X						
11205971	POS 58	2.50 - 2.50	250g Amber Jar (AL		X	X		X	X		X		X
			400g Tub (ALE214)							X			
			60g VOC (ALE215)				X						
11206054	POS 59	0.50 - 0.50	250g Amber Jar (AL		X	X		X	X		X	X	X
			400g Tub (ALE214)	X						X			
			60g VOC (ALE215)				X						
11206083	POS 66	0.50 - 0.50	250g Amber Jar (AL		X	X		X	X		X	X	X
			400g Tub (ALE214)	X						X			
			60g VOC (ALE215)				X						
11205491	POS 66	1.60 - 1.60	250g Amber Jar (AL		X	X		X	X		X		X
			400g Tub (ALE214)							X			
			60g VOC (ALE215)				X						
11205545	POS 66	2.80 - 2.80	250g Amber Jar (AL		X	X		X	X		X		X
			400g Tub (ALE214)							X			
			60g VOC (ALE215)				X						
11205603	POS 66	4.20 - 4.20	250g Amber Jar (AL		X	X		X	X		X		X
			400g Tub (ALE214)							X			
			60g VOC (ALE215)				X						
11205885	POS 67	0.50 - 0.50	250g Amber Jar (AL		X	X		X	X		X	X	X
			400g Tub (ALE214)	X						X			
			60g VOC (ALE215)				X						
11205937	POS 67	1.50 - 1.50	250g Amber Jar (AL		X	X		X	X		X		X
			400g Tub (ALE214)							X			
			60g VOC (ALE215)				X						
11205987	POS 67	2.50 - 2.50	250g Amber Jar (AL		X	X		X	X		X		X
			400g Tub (ALE214)							X			
			60g VOC (ALE215)				X						
11206032	POS 67	3.50 - 3.50	250g Amber Jar (AL		X	X		X	X		X	X	X
			400g Tub (ALE214)							X			
			60g VOC (ALE215)				X						
11205487	POS 68	0.50 - 0.50	250g Amber Jar (AL		X	X		X	X		X		X
			400g Tub (ALE214)							X			
			60g VOC (ALE215)	X			X						
11205737	POS 68	1.50 - 1.50	250g Amber Jar (AL		X	X		X	X		X		X
			400g Tub (ALE214)							X			
			60g VOC (ALE215)				X						

CERTIFICATE OF ANALYSIS

SDG:	150417-125	**Location:**	Coed Darcy	**Order Number:**	CD1186
Job:	H_ATKINS_LDC-335	**Customer:**	Atkins Global Ltd	**Report Number:**	312613
Client Reference:	POS	**Attention:**	Alex Mann	**Superseded Report:**	

SOLID

Results Legend

X Test

N No Determination Possible

Lab Sample No(s)			1205737		1205786			1205833			1205747			1205751			1205726			1205730			1205743			1205652			1205698			1205714			1205718			1205722			1205782	
Customer Sample Reference			POS 68		POS 68			POS 68			POS 69			POS 69			POS 70			POS 70			POS 70			POS 71			POS 71			POS 71			POS 71			POS 71			POS 72	
AGS Reference																																										
Depth (m)			1.50 - 1.50		2.50 - 2.50			3.50 - 3.50			0.50 - 0.50			1.50 - 1.50			0.50 - 0.50			1.60 - 1.60			2.80 - 2.80			0.50 - 0.50			1.50 - 1.50			2.50 - 2.50			3.50 - 3.50			4.50 - 4.50			0.50 - 0.50	
Container			400g Tub (ALE214)	60g VOC (ALE215)	250g Amber Jar (AL	400g Tub (ALE214)	60g VOC (ALE215)	250g Amber Jar (AL	400g Tub (ALE214)	60g VOC (ALE215)	250g Amber Jar (AL	400g Tub (ALE214)	60g VOC (ALE215)	250g Amber Jar (AL	400g Tub (ALE214)	60g VOC (ALE215)	250g Amber Jar (AL	400g Tub (ALE214)	60g VOC (ALE215)	250g Amber Jar (AL	400g Tub (ALE214)	60g VOC (ALE215)	250g Amber Jar (AL	400g Tub (ALE214)	60g VOC (ALE215)	250g Amber Jar (AL	400g Tub (ALE214)	60g VOC (ALE215)	250g Amber Jar (AL	400g Tub (ALE214)	60g VOC (ALE215)	250g Amber Jar (AL	400g Tub (ALE214)	60g VOC (ALE215)	250g Amber Jar (AL	400g Tub (ALE214)	60g VOC (ALE215)	250g Amber Jar (AL	400g Tub (ALE214)	60g VOC (ALE215)	250g Amber Jar (AL	400g Tub (ALE214)
Asbestos ID in Solid Samples	All	NDPs: 0 Tests: 49																X									X															X
EPH CWG (Aliphatic) GC (S)	All	NDPs: 0 Tests: 142			X			X			X			X			X			X			X			X			X			X			X			X			X	
EPH CWG (Aromatic) GC (S)	All	NDPs: 0 Tests: 142			X			X			X			X			X			X			X			X			X			X			X			X			X	
GRO by GC-FID (S)	All	NDPs: 0 Tests: 142		X			X			X			X			X			X			X			X			X			X			X			X			X		
Metals in solid samples by OES	All	NDPs: 0 Tests: 142			X			X			X			X			X			X			X			X			X			X			X			X			X	
PAH by GCMS	All	NDPs: 0 Tests: 142			X			X			X			X			X			X			X			X			X			X			X			X			X	
pH	All	NDPs: 0 Tests: 142	X			X			X			X			X			X			X			X			X			X			X			X			X			X
Sample description	All	NDPs: 0 Tests: 141			X			X			X			X			X			X			X			X			X			X			X			X			X	
Total Organic Carbon	All	NDPs: 0 Tests: 39																					X			X									X							
TPH CWG GC (S)	All	NDPs: 0 Tests: 142			X			X			X			X			X			X			X			X			X			X			X			X			X	

ALcontrol Laboratories

CERTIFICATE OF ANALYSIS

Validated

SDG:	150417-125	**Location:**	Coed Darcy	**Order Number:**	CD1186
Job:	H_ATKINS_LDC-335	**Customer:**	Atkins Global Ltd	**Report Number:**	312613
Client Reference:	POS	**Attention:**	Alex Mann	**Superseded Report:**	

SOLID

Results Legend

- **X** Test
- **N** No Determination Possible

Lab Sample No(s)			11205782			11205790			11205795			11205769			11205773			11205777			11205755			11205761			11205765			11205842			11205846			11205852			11205858			11205821
Customer Sample Reference			POS 72			POS 72			POS 72			POS 73			POS 73			POS 73			POS 74			POS 74			POS 74			POS 75			POS 75			POS 75			POS 75			POS 76
AGS Reference																																										
Depth (m)			0.50 - 0.50			1.50 - 1.50			3.00 - 3.00			0.50 - 0.50			1.50 - 1.50			2.50 - 2.50			0.50 - 0.50			1.50 - 1.50			2.50 - 2.50			0.50 - 0.50			1.50 - 1.50			2.50 - 2.50			3.50 - 3.50			0.50 - 0.50
Container			60g VOC (ALE215)	250g Amber Jar (AL	400g Tub (ALE214)	60g VOC (ALE215)	250g Amber Jar (AL	400g Tub (ALE214)	60g VOC (ALE215)	250g Amber Jar (AL	400g Tub (ALE214)	60g VOC (ALE215)	250g Amber Jar (AL	400g Tub (ALE214)	60g VOC (ALE215)	250g Amber Jar (AL	400g Tub (ALE214)	60g VOC (ALE215)	250g Amber Jar (AL	400g Tub (ALE214)	60g VOC (ALE215)	250g Amber Jar (AL	400g Tub (ALE214)	60g VOC (ALE215)	250g Amber Jar (AL	400g Tub (ALE214)	60g VOC (ALE215)	250g Amber Jar (AL	400g Tub (ALE214)	60g VOC (ALE215)	250g Amber Jar (AL	400g Tub (ALE214)	60g VOC (ALE215)	250g Amber Jar (AL	400g Tub (ALE214)	60g VOC (ALE215)	250g Amber Jar (AL	400g Tub (ALE214)	60g VOC (ALE215)	250g Amber Jar (AL	400g Tub (ALE214)	60g VOC (ALE215)
Asbestos ID in Solid Samples	All	NDPs: 0 Tests: 49									X									X									X												X	
EPH CWG (Aliphatic) GC (S)	All	NDPs: 0 Tests: 142		X			X			X			X			X			X			X			X			X			X			X			X			X		
EPH CWG (Aromatic) GC (S)	All	NDPs: 0 Tests: 142		X			X			X			X			X			X			X			X			X			X			X			X			X		
GRO by GC-FID (S)	All	NDPs: 0 Tests: 142	X			X			X			X			X			X			X			X			X			X			X			X			X			X
Metals in solid samples by OES	All	NDPs: 0 Tests: 142		X			X			X			X			X			X			X			X			X			X			X			X			X		
PAH by GCMS	All	NDPs: 0 Tests: 142		X			X			X			X			X			X			X			X			X			X			X			X			X		
pH	All	NDPs: 0 Tests: 142			X			X			X			X			X			X			X			X			X			X			X			X			X	
Sample description	All	NDPs: 0 Tests: 141		X			X			X			X			X			X			X			X			X			X			X			X			X		
Total Organic Carbon	All	NDPs: 0 Tests: 39					X									X						X									X											
TPH CWG GC (S)	All	NDPs: 0 Tests: 142		X			X			X			X			X			X			X			X			X			X			X			X			X		

17:59:36 12/05/2015

SOLID

Results Legend

- X — Test
- N — No Determination Possible

SOLID																																										
Lab Sample No(s)			1205825			1205829			1205838			1205800			1205804			1205808			1205812			1205816			1205889			1205893			1205903			1205907			1205872			1205876
Customer Sample Reference			POS 76			POS 76			POS 76			POS 77			POS 77			POS 77			POS 77			POS 77			POS 78			POS 78			POS 78			POS 78			POS 79			POS 79
AGS Reference																																										
Depth (m)			1.50 - 1.50			2.50 - 2.50			3.50 - 3.50			0.50 - 0.50			1.50 - 1.50			2.50 - 2.50			3.50 - 3.50			4.50 - 4.50			0.50 - 0.50			1.50 - 1.50			2.50 - 2.50			3.50 - 3.50			0.50 - 0.50			1.50 - 1.50
Container			250g Amber Jar (AL	400g Tub (ALE214)	60g VOC (ALE215)	250g Amber Jar (AL	400g Tub (ALE214)	60g VOC (ALE215)	250g Amber Jar (AL	400g Tub (ALE214)	60g VOC (ALE215)	250g Amber Jar (AL	400g Tub (ALE214)	60g VOC (ALE215)	250g Amber Jar (AL	400g Tub (ALE214)	60g VOC (ALE215)	250g Amber Jar (AL	400g Tub (ALE214)	60g VOC (ALE215)	250g Amber Jar (AL	400g Tub (ALE214)	60g VOC (ALE215)	250g Amber Jar (AL	400g Tub (ALE214)	60g VOC (ALE215)	250g Amber Jar (AL	400g Tub (ALE214)	60g VOC (ALE215)	250g Amber Jar (AL	400g Tub (ALE214)	60g VOC (ALE215)	250g Amber Jar (AL	400g Tub (ALE214)	60g VOC (ALE215)	250g Amber Jar (AL	400g Tub (ALE214)	60g VOC (ALE215)	250g Amber Jar (AL	400g Tub (ALE214)	60g VOC (ALE215)	250g Amber Jar (AL
Asbestos ID in Solid Samples	All	NDPs: 0 Tests: 49											X																X												X		
EPH CWG (Aliphatic) GC (S)	All	NDPs: 0 Tests: 142	X			X			X			X			X			X			X			X			X			X			X			X			X			X
EPH CWG (Aromatic) GC (S)	All	NDPs: 0 Tests: 142	X			X			X			X			X			X			X			X			X			X			X			X			X			X
GRO by GC-FID (S)	All	NDPs: 0 Tests: 142			X			X			X			X			X			X			X			X			X			X			X			X			X	
Metals in solid samples by OES	All	NDPs: 0 Tests: 142	X			X			X			X			X			X			X			X			X			X			X			X			X			X
PAH by GCMS	All	NDPs: 0 Tests: 142	X			X			X			X			X			X			X			X			X			X			X			X			X			X
pH	All	NDPs: 0 Tests: 142		X			X			X			X			X			X			X			X			X			X			X			X			X		
Sample description	All	NDPs: 0 Tests: 141	X			X			X			X			X			X			X			X			X			X			X			X			X			
Total Organic Carbon	All	NDPs: 0 Tests: 39	X																		X						X									X						
TPH CWG GC (S)	All	NDPs: 0 Tests: 142	X			X			X			X			X			X			X			X			X			X			X			X			X			X

ALcontrol Laboratories

Validated

CERTIFICATE OF ANALYSIS

SDG:	150417-125	**Location:**	Coed Darcy	**Order Number:**	CD1186
Job:	H_ATKINS_LDC-335	**Customer:**	Atkins Global Ltd	**Report Number:**	312613
Client Reference:	POS	**Attention:**	Alex Mann	**Superseded Report:**	

SOLID

Results Legend

X **Test**

N **No Determination Possible**

Lab Sample No(s)			1205876			1205881			1205863			1205867			1205923			1205927			1205933			1205911			1205915			1205919			1205941			1205946			1205952			1205956
Customer Sample Reference			POS 79			POS 79			POS 80			POS 80			POS 81			POS 81			POS 81			POS 82			POS 82			POS 82			POS 83			POS 83			POS 83			POS 83
AGS Reference																																										
Depth (m)			1.50 - 1.50			2.50 - 2.50			0.50 - 0.50			1.50 - 1.50			0.50 - 0.50			1.50 - 1.50			2.50 - 2.50			0.50 - 0.50			1.50 - 1.50			2.50 - 2.50			0.50 - 0.50			1.50 - 1.50			2.50 - 2.50			3.50 - 3.50
Container			400g Tub (ALE214)	60g VOC (ALE215)	250g Amber Jar (AL	400g Tub (ALE214)	60g VOC (ALE215)	250g Amber Jar (AL	400g Tub (ALE214)	60g VOC (ALE215)	250g Amber Jar (AL	400g Tub (ALE214)	60g VOC (ALE215)	250g Amber Jar (AL	400g Tub (ALE214)	60g VOC (ALE215)	250g Amber Jar (AL	400g Tub (ALE214)	60g VOC (ALE215)	250g Amber Jar (AL	400g Tub (ALE214)	60g VOC (ALE215)	250g Amber Jar (AL	400g Tub (ALE214)	60g VOC (ALE215)	250g Amber Jar (AL	400g Tub (ALE214)	60g VOC (ALE215)	250g Amber Jar (AL	400g Tub (ALE214)	60g VOC (ALE215)	250g Amber Jar (AL	400g Tub (ALE214)	60g VOC (ALE215)	250g Amber Jar (AL	400g Tub (ALE214)	60g VOC (ALE215)	250g Amber Jar (AL	400g Tub (ALE214)	60g VOC (ALE215)	250g Amber Jar (AL	400g Tub (ALE214)
Asbestos ID in Solid Samples	All	NDPs: 0 Tests: 49							X						X									X									X									
EPH CWG (Aliphatic) GC (S)	All	NDPs: 0 Tests: 142			X			X			X			X			X			X			X			X			X			X			X			X			X	
EPH CWG (Aromatic) GC (S)	All	NDPs: 0 Tests: 142			X			X			X			X			X			X			X			X			X			X			X			X			X	
GRO by GC-FID (S)	All	NDPs: 0 Tests: 142		X			X			X			X			X			X			X			X			X			X			X			X			X		
Metals in solid samples by OES	All	NDPs: 0 Tests: 142			X			X			X			X			X			X			X			X			X			X			X			X			X	
PAH by GCMS	All	NDPs: 0 Tests: 142			X			X			X			X			X			X			X			X			X			X			X			X			X	
pH	All	NDPs: 0 Tests: 142	X			X			X			X			X			X			X			X			X			X			X			X			X			X
Sample description	All	NDPs: 0 Tests: 141			X			X			X			X			X			X			X			X			X			X			X			X			X	
Total Organic Carbon	All	NDPs: 0 Tests: 39									X			X						X																					X	
TPH CWG GC (S)	All	NDPs: 0 Tests: 142			X			X			X			X			X			X			X			X			X			X			X			X			X	

CERTIFICATE OF ANALYSIS

SDG:	150417-125	**Location:**	Coed Darcy	**Order Number:**	CD1186
Job:	H_ATKINS_LDC-335	**Customer:**	Atkins Global Ltd	**Report Number:**	312613
Client Reference:	POS	**Attention:**	Alex Mann	**Superseded Report:**	

SOLID

Results Legend

X Test

N No Determination Possible

Lab Sample No(s)			11205956			11205975			11205979			11205983			11205991			11205995			11205999			11206003			11206024			11206045			11206050			11206028			11206037			11206041
Customer Sample Reference			POS 83			POS 84			POS 84			POS 84			POS 84			POS 85			POS 85			POS 85			POS 86			POS 87			POS 87			POS 88			POS 88			POS 88
AGS Reference																																										
Depth (m)			3.50 - 3.50			0.50 - 0.50			1.50 - 1.50			2.50 - 2.50			3.50 - 3.50			0.50 - 0.50			2.50 - 2.50			3.50 - 3.50			0.50 - 0.50			0.50 - 0.50			1.50 - 1.50			0.50 - 0.50			1.50 - 1.50			2.50 - 2.50
Container			60g VOC (ALE215)	250g Amber Jar (AL	400g Tub (ALE214)	60g VOC (ALE215)	250g Amber Jar (AL	400g Tub (ALE214)	60g VOC (ALE215)	250g Amber Jar (AL	400g Tub (ALE214)	60g VOC (ALE215)	250g Amber Jar (AL	400g Tub (ALE214)	60g VOC (ALE215)	250g Amber Jar (AL	400g Tub (ALE214)	60g VOC (ALE215)	250g Amber Jar (AL	400g Tub (ALE214)	60g VOC (ALE215)	250g Amber Jar (AL	400g Tub (ALE214)	60g VOC (ALE215)	250g Amber Jar (AL	400g Tub (ALE214)	60g VOC (ALE215)	250g Amber Jar (AL	400g Tub (ALE214)	60g VOC (ALE215)	250g Amber Jar (AL	400g Tub (ALE214)	60g VOC (ALE215)	250g Amber Jar (AL	400g Tub (ALE214)	60g VOC (ALE215)	250g Amber Jar (AL	400g Tub (ALE214)	60g VOC (ALE215)	250g Amber Jar (AL	400g Tub (ALE214)	60g VOC (ALE215)
Asbestos ID in Solid Samples	All	NDPs: 0 Tests: 49			X												X									X			X						X							
EPH CWG (Aliphatic) GC (S)	All	NDPs: 0 Tests: 142		X			X			X			X			X			X			X			X			X			X			X			X			X		
EPH CWG (Aromatic) GC (S)	All	NDPs: 0 Tests: 142		X			X			X			X			X			X			X			X			X			X			X			X			X		
GRO by GC-FID (S)	All	NDPs: 0 Tests: 142	X			X			X			X			X			X			X			X			X			X			X			X			X			X
Metals in solid samples by OES	All	NDPs: 0 Tests: 142		X			X			X			X			X			X			X			X			X			X			X			X			X		
PAH by GCMS	All	NDPs: 0 Tests: 142		X			X			X			X			X			X			X			X			X			X			X			X			X		
pH	All	NDPs: 0 Tests: 142			X			X			X			X			X			X			X			X			X			X			X			X			X	
Sample description	All	NDPs: 0 Tests: 141		X			X			X			X			X			X			X			X			X			X			X			X			X		
Total Organic Carbon	All	NDPs: 0 Tests: 39		X									X																													
TPH CWG GC (S)	All	NDPs: 0 Tests: 142		X			X			X			X			X			X			X			X			X			X			X			X			X		

CERTIFICATE OF ANALYSIS

SDG:	150417-125	**Location:**	Coed Darcy	**Order Number:**	CD1186
Job:	H_ATKINS_LDC-335	**Customer:**	Atkins Global Ltd	**Report Number:**	312613
Client Reference:	POS	**Attention:**	Alex Mann	**Superseded Report:**	

SOLID

Results Legend

X **Test**

N **No Determination Possible**

			Lab Sample No(s)	Customer Sample Reference	AGS Reference	Depth (m)	Container
Asbestos ID in Solid Samples	All	NDPs: 0 Tests: 49	1205710	POS 88		3.50 - 3.50	250g Amber Jar (AL
			1206007	POS 89		0.50 - 0.50	400g Tub (ALE214)
			1206011	POS 89		1.50 - 1.50	60g VOC (ALE215)
			1206015	POS 89		2.50 - 2.50	250g Amber Jar (AL
			1206019	POS 89		3.50 - 3.50	400g Tub (ALE214)
			1206065	POS 90		0.50 - 0.50	60g VOC (ALE215)
			1206069	POS 90		1.50 - 1.50	250g Amber Jar (AL
			1206073	POS 90		2.50 - 2.50	400g Tub (ALE214)
			1206078	POS 90		4.50 - 4.50	60g VOC (ALE215)
			1206059	POS 91		0.50 - 0.50	250g Amber Jar (AL
			1205615	POS 92		0.50 - 0.50	400g Tub (ALE214)
			1205619	POS 92		1.50 - 1.50	60g VOC (ALE215)
			1206087	POS 93		0.50 - 0.50	250g Amber Jar (AL
			1206094	POS 93		2.00 - 2.00	60g VOC (ALE215)
EPH CWG (Aliphatic) GC (S)	All	NDPs: 0 Tests: 142					
EPH CWG (Aromatic) GC (S)	All	NDPs: 0 Tests: 142					
GRO by GC-FID (S)	All	NDPs: 0 Tests: 142					
Metals in solid samples by OES	All	NDPs: 0 Tests: 142					
PAH by GCMS	All	NDPs: 0 Tests: 142					
pH	All	NDPs: 0 Tests: 142					
Sample description	All	NDPs: 0 Tests: 141					
Total Organic Carbon	All	NDPs: 0 Tests: 39					
TPH CWG GC (S)	All	NDPs: 0 Tests: 142					

SDG:	150417-125	**Location:**	Coed Darcy	**Order Number:**	CD1186
Job:	H_ATKINS_LDC-335	**Customer:**	Atkins Global Ltd	**Report Number:**	312613
Client Reference:	POS	**Attention:**	Alex Mann	**Superseded Report:**	

SOLID

Results Legend

X Test

N No Determination Possible

Lab Sample No(s)			1206094		1206100			1206104			1206109			1205560			1205565			1205571			1205576			1205582			1205514			1205520			1205524			1205529			1206114	
Customer Sample Reference			POS 93		POS 94			POS 94			POS 94			POS 95			POS 95			POS 95			POS 95			POS 95			POS 96			POS 96			POS 96			POS 96			POS 97	
AGS Reference																																										
Depth (m)			2.00 - 2.00		0.50 - 0.50			1.50 - 1.50			3.00 - 3.00			0.50 - 0.50			1.50 - 1.50			2.50 - 2.50			3.50 - 3.50			4.50 - 4.50			0.50 - 0.50			1.50 - 1.50			2.50 - 2.50			3.50 - 3.50			0.50 - 0.50	
Container			400g Tub (ALE214)	60g VOC (ALE215)	250g Amber Jar (AL	400g Tub (ALE214)	60g VOC (ALE215)	250g Amber Jar (AL	400g Tub (ALE214)	60g VOC (ALE215)	250g Amber Jar (AL	400g Tub (ALE214)	60g VOC (ALE215)	250g Amber Jar (AL	400g Tub (ALE214)	60g VOC (ALE215)	250g Amber Jar (AL	400g Tub (ALE214)	60g VOC (ALE215)	250g Amber Jar (AL	400g Tub (ALE214)	60g VOC (ALE215)	250g Amber Jar (AL	400g Tub (ALE214)	60g VOC (ALE215)	250g Amber Jar (AL	400g Tub (ALE214)	60g VOC (ALE215)	250g Amber Jar (AL	400g Tub (ALE214)	60g VOC (ALE215)	250g Amber Jar (AL	400g Tub (ALE214)	60g VOC (ALE215)	250g Amber Jar (AL	400g Tub (ALE214)	60g VOC (ALE215)	250g Amber Jar (AL	400g Tub (ALE214)	60g VOC (ALE215)	250g Amber Jar (AL	400g Tub (ALE214)
Asbestos ID in Solid Samples	All	NDPs: 0 Tests: 49				X									X															X												X
EPH CWG (Aliphatic) GC (S)	All	NDPs: 0 Tests: 142			X			X			X			X			X			X			X			X			X			X			X			X			X	
EPH CWG (Aromatic) GC (S)	All	NDPs: 0 Tests: 142			X			X			X			X			X			X			X			X			X			X			X			X			X	
GRO by GC-FID (S)	All	NDPs: 0 Tests: 142		X			X			X			X			X			X			X			X			X			X			X			X			X		
Metals in solid samples by OES	All	NDPs: 0 Tests: 142			X			X			X			X			X			X			X			X			X			X			X			X			X	
PAH by GCMS	All	NDPs: 0 Tests: 142			X			X			X			X			X			X			X			X			X			X			X			X			X	
pH	All	NDPs: 0 Tests: 142	X			X			X			X			X			X			X			X			X			X			X			X			X			X
Sample description	All	NDPs: 0 Tests: 141			X			X			X			X			X			X			X			X			X			X			X			X			X	
Total Organic Carbon	All	NDPs: 0 Tests: 39			X												X									X									X						X	
TPH CWG GC (S)	All	NDPs: 0 Tests: 142			X			X			X			X			X			X			X			X			X			X			X			X			X	

CERTIFICATE OF ANALYSIS

SDG:	150417-125	**Location:**	Coed Darcy	**Order Number:**	CD1186
Job:	H_ATKINS_LDC-335	**Customer:**	Atkins Global Ltd	**Report Number:**	312613
Client Reference:	POS	**Attention:**	Alex Mann	**Superseded Report:**	

SOLID

Results Legend

- **X** Test
- **N** No Determination Possible

Lab Sample No(s)			11206114			11206122			11206128			11206140			11206150			11205496			11205502			11205506			11205510			11205536			11205541			11205551			11205556			11205586
Customer Sample Reference			POS 97			POS 97			POS 97			POS 98			POS 98			POS 99			POS 99			POS 100			POS 100			POS 101			POS 101			POS 101			POS 101			POS 102
AGS Reference																																										
Depth (m)			0.50 - 0.50			2.00 - 2.00			3.50 - 3.50			0.50 - 0.50			1.50 - 1.50			0.50 - 0.50			1.50 - 1.50			0.50 - 0.50			1.50 - 1.50			0.50 - 0.50			1.50 - 1.50			3.00 - 3.00			4.50 - 4.50			0.50 - 0.50
Container			60g VOC (ALE215)	250g Amber Jar (AL	400g Tub (ALE214)	60g VOC (ALE215)	250g Amber Jar (AL	400g Tub (ALE214)	60g VOC (ALE215)	250g Amber Jar (AL	400g Tub (ALE214)	60g VOC (ALE215)	250g Amber Jar (AL	400g Tub (ALE214)	60g VOC (ALE215)	250g Amber Jar (AL	400g Tub (ALE214)	60g VOC (ALE215)	250g Amber Jar (AL	400g Tub (ALE214)	60g VOC (ALE215)	250g Amber Jar (AL	400g Tub (ALE214)	60g VOC (ALE215)	250g Amber Jar (AL	400g Tub (ALE214)	60g VOC (ALE215)	250g Amber Jar (AL	400g Tub (ALE214)	60g VOC (ALE215)	250g Amber Jar (AL	400g Tub (ALE214)	60g VOC (ALE215)	250g Amber Jar (AL	400g Tub (ALE214)	60g VOC (ALE215)	250g Amber Jar (AL	400g Tub (ALE214)	60g VOC (ALE215)	250g Amber Jar (AL	400g Tub (ALE214)	60g VOC (ALE215)
Asbestos ID in Solid Samples	All	NDPs: 0 Tests: 49									X						X						X						X												X	
EPH CWG (Aliphatic) GC (S)	All	NDPs: 0 Tests: 142		X			X			X			X			X			X			X			X			X			X			X			X			X		
EPH CWG (Aromatic) GC (S)	All	NDPs: 0 Tests: 142		X			X			X			X			X			X			X			X			X			X			X			X			X		
GRO by GC-FID (S)	All	NDPs: 0 Tests: 142	X			X			X			X			X			X			X			X			X			X			X			X			X			X
Metals in solid samples by OES	All	NDPs: 0 Tests: 142		X			X			X			X			X			X			X			X			X			X			X			X			X		
PAH by GCMS	All	NDPs: 0 Tests: 142		X			X			X			X			X			X			X			X			X			X			X			X			X		
pH	All	NDPs: 0 Tests: 142			X			X			X			X			X			X			X			X			X			X			X			X			X	
Sample description	All	NDPs: 0 Tests: 141		X			X			X			X			X			X			X			X			X			X			X			X			X		
Total Organic Carbon	All	NDPs: 0 Tests: 39											X									X											X									
TPH CWG GC (S)	All	NDPs: 0 Tests: 142		X			X			X			X			X			X			X			X			X			X			X			X			X		

ALcontrol Laboratories

Validated

CERTIFICATE OF ANALYSIS

SDG:	150417-125	**Location:**	Coed Darcy	**Order Number:**	CD1186
Job:	H_ATKINS_LDC-335	**Customer:**	Atkins Global Ltd	**Report Number:**	312613
Client Reference:	POS	**Attention:**	Alex Mann	**Superseded Report:**	

SOLID

Results Legend

- **X** Test
- **N** No Determination Possible

Lab Sample No(s)			1205593			1205598			1205611			1205624			1205628			1205632			1205656			1205660			1205664			1205672			1205668			1205644			1205648			1205636
Customer Sample Reference			POS 102			POS 102			POS 102			POS 103			POS 103			POS 104			POS 105			POS 105			POS 105			POS 106			POS 107			POS 108			POS 108			POS 109
AGS Reference																																										
Depth (m)			2.00 - 2.00			3.50 - 3.50			4.50 - 4.50			0.50 - 0.50			1.50 - 1.50			0.50 - 0.50			0.50 - 0.50			1.50 - 1.50			2.50 - 2.50			0.50 - 0.50			0.50 - 0.50			0.50 - 0.50			1.50 - 1.50			0.50 - 0.50
Container			250g Amber Jar (AL	400g Tub (ALE214)	60g VOC (ALE215)	250g Amber Jar (AL	400g Tub (ALE214)	60g VOC (ALE215)	250g Amber Jar (AL	400g Tub (ALE214)	60g VOC (ALE215)	250g Amber Jar (AL	400g Tub (ALE214)	60g VOC (ALE215)	250g Amber Jar (AL	400g Tub (ALE214)	60g VOC (ALE215)	250g Amber Jar (AL	400g Tub (ALE214)	60g VOC (ALE215)	250g Amber Jar (AL	400g Tub (ALE214)	60g VOC (ALE215)	250g Amber Jar (AL	400g Tub (ALE214)	60g VOC (ALE215)	250g Amber Jar (AL	400g Tub (ALE214)	60g VOC (ALE215)	250g Amber Jar (AL	400g Tub (ALE214)	60g VOC (ALE215)	250g Amber Jar (AL	400g Tub (ALE214)	60g VOC (ALE215)	250g Amber Jar (AL	400g Tub (ALE214)	60g VOC (ALE215)	250g Amber Jar (AL	400g Tub (ALE214)	60g VOC (ALE215)	250g Amber Jar (AL
Asbestos ID in Solid Samples	All	NDPs: 0 Tests: 49											X						X			X									X			X								
EPH CWG (Aliphatic) GC (S)	All	NDPs: 0 Tests: 142	X			X			X			X			X			X			X			X			X			X			X			X			X			X
EPH CWG (Aromatic) GC (S)	All	NDPs: 0 Tests: 142	X			X			X			X			X			X			X			X			X			X			X			X			X			X
GRO by GC-FID (S)	All	NDPs: 0 Tests: 142			X			X			X			X			X			X			X			X			X			X			X			X			X	
Metals in solid samples by OES	All	NDPs: 0 Tests: 142	X			X			X			X			X			X			X			X			X			X			X			X			X			X
PAH by GCMS	All	NDPs: 0 Tests: 142	X			X			X			X			X			X			X			X			X			X			X			X			X			X
pH	All	NDPs: 0 Tests: 142		X			X			X			X			X			X			X			X			X			X			X			X			X		
Sample description	All	NDPs: 0 Tests: 141	X			X			X			X			X			X			X			X			X			X			X			X			X			X
Total Organic Carbon	All	NDPs: 0 Tests: 39							X						X									X						X						X						
TPH CWG GC (S)	All	NDPs: 0 Tests: 142	X			X			X			X			X			X			X			X			X			X			X			X			X			X

CERTIFICATE OF ANALYSIS

SDG:	150417-125	**Location:**	Coed Darcy	**Order Number:**	CD1186
Job:	H_ATKINS_LDC-335	**Customer:**	Atkins Global Ltd	**Report Number:**	312613
Client Reference:	POS	**Attention:**	Alex Mann	**Superseded Report:**	

SOLID

Results Legend

X **Test**

N **No Determination Possible**

		Lab Sample No(s)	Customer Sample Reference	AGS Reference	Depth (m)	Container
		11205636	POS 109		0.50 - 0.50	400g Tub (ALE214)
						60g VOC (ALE215)
		11205640	POS 109		1.50 - 1.50	250g Amber Jar (AL
						400g Tub (ALE214)
						60g VOC (ALE215)
		11205676	POS 110		0.50 - 0.50	250g Amber Jar (AL
						400g Tub (ALE214)
						60g VOC (ALE215)
		11205680	POS 110		1.50 - 1.50	250g Amber Jar (AL
						400g Tub (ALE214)
						60g VOC (ALE215)
		11205688	POS 111		0.50 - 0.50	250g Amber Jar (AL
						400g Tub (ALE214)
						60g VOC (ALE215)
		11205684	POS 112		0.50 - 0.50	250g Amber Jar (AL
						400g Tub (ALE214)
						60g VOC (ALE215)
		11205693	POS 113		0.30 - 0.30	250g Amber Jar (AL
						400g Tub (ALE214)
						60g VOC (ALE215)
		11205702	POS 114		0.50 - 0.50	250g Amber Jar (AL
						400g Tub (ALE214)
						60g VOC (ALE215)
		11205706	POS 114		1.50 - 1.50	250g Amber Jar (AL
						400g Tub (ALE214)
						60g VOC (ALE215)
Asbestos ID in Solid Samples	All	NDPs: 0 Tests: 49				X X X X X X X
EPH CWG (Aliphatic) GC (S)	All	NDPs: 0 Tests: 142				X X X X X X X X X X X X X X
EPH CWG (Aromatic) GC (S)	All	NDPs: 0 Tests: 142				X X X X X X X X X X X X X X
GRO by GC-FID (S)	All	NDPs: 0 Tests: 142				X X X X X X X X X X X X X X
Metals in solid samples by OES	All	NDPs: 0 Tests: 142				X X X X X X X X X X X X X X
PAH by GCMS	All	NDPs: 0 Tests: 142				X X X X X X X X X X X X X X
pH	All	NDPs: 0 Tests: 142				X X X X X X X X X X X X X X
Sample description	All	NDPs: 0 Tests: 141				X X X X X X X X X X X X X
Total Organic Carbon	All	NDPs: 0 Tests: 39				X X
TPH CWG GC (S)	All	NDPs: 0 Tests: 142				X X X X X X X X X X X X X

CERTIFICATE OF ANALYSIS

SDG:	150417-125	**Location:**	Coed Darcy	**Order Number:**	CD1186
Job:	H_ATKINS_LDC-335	**Customer:**	Atkins Global Ltd	**Report Number:**	312613
Client Reference:	POS	**Attention:**	Alex Mann	**Superseded Report:**	

Sample Descriptions

Grain Sizes

very fine	<0.063mm	fine	0.063mm - 0.1mm	medium	0.1mm - 2mm	coarse	2mm - 10mm	very coarse	>10mm

Lab Sample No(s)	Customer Sample Ref.	Depth (m)	Colour	Description	Grain size	Inclusions	Inclusions 2
11205960	POS 58	0.50 - 0.50	Dark Brown	Sand	0.1 - 2 mm	Stones	Vegetation
11205965	POS 58	1.50 - 1.50	Dark Brown	Sandy Clay	0.1 - 2 mm	Stones	None
11205971	POS 58	2.50 - 2.50	Dark Brown	Loamy Sand	0.1 - 2 mm	Oil/Petroleum	Stones
11206054	POS 59	0.50 - 0.50	Light Brown	Clay Loam	0.063 - 0.1 mm	Vegetation	Stones
11205491	POS 66	1.60 - 1.60	Light Brown	Sandy Loam	0.1 - 2 mm	Stones	None
11205545	POS 66	2.80 - 2.80	Dark Brown	Silty Clay Loam	0.063 - 0.1 mm	Oil/Petroleum	Stones
11205603	POS 66	4.20 - 4.20	Dark Brown	Sandy Clay	0.1 - 2 mm	Stones	Vegetation
11206083	POS 66	0.50 - 0.50	Dark Brown	Clay Loam	0.063 - 0.1 mm	Vegetation	Stones
11205885	POS 67	0.50 - 0.50	Dark Brown	Sandy Clay Loam	0.1 - 2 mm	Stones	Vegetation
11205937	POS 67	1.50 - 1.50	Light Brown	Sandy Clay	0.1 - 2 mm	Oil/Petroleum	Stones
11205987	POS 67	2.50 - 2.50	Dark Brown	Sandy Clay Loam	0.1 - 2 mm	Oil/Petroleum	Stones
11206032	POS 67	3.50 - 3.50	Dark Brown	Sandy Clay	0.1 - 2 mm	Stones	None
11205487	POS 68	0.50 - 0.50	Dark Brown	Sandy Clay Loam	0.1 - 2 mm	Vegetation	Stones
11205737	POS 68	1.50 - 1.50	Dark Brown	Sandy Clay Loam	0.1 - 2 mm	Stones	None
11205786	POS 68	2.50 - 2.50	Dark Brown	Stone/Soil	2 - 10 mm	Stones	Stones
11205833	POS 68	3.50 - 3.50	Dark Brown	Sandy Clay	0.1 - 2 mm	Stones	None
11205747	POS 69	0.50 - 0.50	Dark Brown	Sandy Loam	0.1 - 2 mm	Stones	Brick
11205751	POS 69	1.50 - 1.50	Dark Brown	Sandy Loam	0.1 - 2 mm	Stones	N/A
11205726	POS 70	0.50 - 0.50	Dark Brown	Sandy Clay Loam	0.1 - 2 mm	Vegetation	Stones
11205730	POS 70	1.60 - 1.60	Dark Brown	Sandy Loam	0.1 - 2 mm	Stones	N/A
11205743	POS 70	2.80 - 2.80	Dark Brown	Sandy Clay Loam	0.1 - 2 mm	Stones	N/A
11205652	POS 71	0.50 - 0.50	Dark Brown	Sandy Clay Loam	0.1 - 2 mm	Stones	Vegetation
11205698	POS 71	1.50 - 1.50	Dark Brown	Sandy Clay	0.1 - 2 mm	Stones	None
11205714	POS 71	2.50 - 2.50	Dark Brown	Sandy Clay	0.1 - 2 mm	Stones	Vegetation
11205718	POS 71	3.50 - 3.50	Dark Brown	Sandy Clay Loam	0.1 - 2 mm	Stones	None
11205722	POS 71	4.50 - 4.50	Light Brown	Sandy Clay Loam	0.1 - 2 mm	Stones	None
11205782	POS 72	0.50 - 0.50	Dark Brown	Sandy Loam	0.1 - 2 mm	Stones	Vegetation
11205790	POS 72	1.50 - 1.50	Dark Brown	Sandy Clay Loam	0.1 - 2 mm	Stones	None
11205795	POS 72	3.00 - 3.00	Light Brown	Sandy Clay	0.1 - 2 mm	Vegetation	None
11205769	POS 73	0.50 - 0.50	Dark Brown	Sandy Clay Loam	0.1 - 2 mm	Stones	Vegetation
11205773	POS 73	1.50 - 1.50	Dark Brown	Loamy Sand	0.1 - 2 mm	Stones	None
11205777	POS 73	2.50 - 2.50	Dark Brown	Sandy Loam	0.1 - 2 mm	Stones	N/A
11205755	POS 74	0.50 - 0.50	Dark Brown	Sandy Clay Loam	0.1 - 2 mm	Stones	None
11205761	POS 74	1.50 - 1.50	Dark Brown	Sandy Loam	0.1 - 2 mm	Oil/Petroleum	Stones
11205765	POS 74	2.50 - 2.50	Dark Brown	Sandy Loam	0.1 - 2 mm	Stones	N/A
11205842	POS 75	0.50 - 0.50	Dark Brown	Sandy Clay Loam	0.1 - 2 mm	Vegetation	Stones
11205846	POS 75	1.50 - 1.50	Dark Brown	Sandy Clay Loam	0.1 - 2 mm	Stones	N/A
11205852	POS 75	2.50 - 2.50	Dark Brown	Sandy Loam	0.1 - 2 mm	Oil/Petroleum	Stones

CERTIFICATE OF ANALYSIS

SDG:	150417-125	**Location:**	Coed Darcy	**Order Number:**	CD1186
Job:	H_ATKINS_LDC-335	**Customer:**	Atkins Global Ltd	**Report Number:**	312613
Client Reference:	POS	**Attention:**	Alex Mann	**Superseded Report:**	

			Colour	Description	Grain size	Inclusions	Inclusions 2
11205858	POS 75	3.50 - 3.50	Dark Brown	Stone/Soil	2 - 10 mm	Stones	N/A
11205821	POS 76	0.50 - 0.50	Dark Brown	Sandy Loam	0.1 - 2 mm	Stones	Vegetation
11205825	POS 76	1.50 - 1.50	Dark Brown	Sandy Clay Loam	0.1 - 2 mm	Stones	Vegetation
11205829	POS 76	2.50 - 2.50	Dark Brown	Sandy Loam	0.1 - 2 mm	Stones	N/A
11205838	POS 76	3.50 - 3.50	Dark Brown	Sandy Clay Loam	0.1 - 2 mm	Stones	None
11205800	POS 77	0.50 - 0.50	Dark Brown	Sandy Clay Loam	0.1 - 2 mm	Stones	Vegetation
11205804	POS 77	1.50 - 1.50	Dark Brown	Clay Loam	0.063 - 0.1 mm	Stones	Vegetation
11205808	POS 77	2.50 - 2.50	Dark Brown	Sandy Loam	0.1 - 2 mm	Stones	Vegetation
11205812	POS 77	3.50 - 3.50	Dark Brown	Sandy Loam	0.1 - 2 mm	Stones	N/A
11205816	POS 77	4.50 - 4.50	Dark Brown	Sandy Loam	0.1 - 2 mm	Stones	N/A
11205889	POS 78	0.50 - 0.50	Dark Brown	Sandy Loam	0.1 - 2 mm	Stones	None
11205893	POS 78	1.50 - 1.50	Dark Brown	Clay	0.063 - 0.1 mm	Vegetation	None
11205903	POS 78	2.50 - 2.50	Light Brown	Clay	0.063 - 0.1 mm	Stones	None
11205907	POS 78	3.50 - 3.50	Dark Brown	Sandy Clay Loam	0.1 - 2 mm	Stones	None
11205872	POS 79	0.50 - 0.50	Dark Brown	Sandy Clay Loam	0.1 - 2 mm	Stones	Vegetation
11205876	POS 79	1.50 - 1.50	Dark Brown	Sandy Loam	0.1 - 2 mm	Stones	None
11205881	POS 79	2.50 - 2.50	Dark Brown	Sandy Clay Loam	0.1 - 2 mm	Stones	None
11205863	POS 80	0.50 - 0.50	Dark Brown	Sandy Clay Loam	0.1 - 2 mm	Stones	Vegetation
11205867	POS 80	1.50 - 1.50	Dark Brown	Sandy Clay Loam	0.1 - 2 mm	Stones	None
11205923	POS 81	0.50 - 0.50	Dark Brown	Loamy Sand	0.1 - 2 mm	Stones	Vegetation
11205927	POS 81	1.50 - 1.50	Grey	Sandy Clay Loam	0.1 - 2 mm	Stones	None
11205933	POS 81	2.50 - 2.50	Light Brown	Stone/Soil	2 - 10 mm	Stones	None
11205911	POS 82	0.50 - 0.50	Dark Brown	Sandy Loam	0.1 - 2 mm	Stones	None
11205915	POS 82	1.50 - 1.50	Dark Brown	Sandy Loam	0.1 - 2 mm	Stones	Crushed Brick
11205919	POS 82	2.50 - 2.50	Light Brown	Stone/Soil	2 - 10 mm	Stones	None
11205941	POS 83	0.50 - 0.50	Dark Brown	Sandy Loam	0.1 - 2 mm	Stones	Vegetation
11205946	POS 83	1.50 - 1.50	Light Brown	Sandy Clay	0.1 - 2 mm	Stones	None
11205952	POS 83	2.50 - 2.50	Light Brown	Silty Clay	<0.063 mm	Oil/Petroleum	None
11205956	POS 83	3.50 - 3.50	Dark Brown	Sandy Silt Loam	0.1 - 2 mm	Stones	Oil/Petroleum
11205975	POS 84	0.50 - 0.50	Dark Brown	Loamy Sand	0.1 - 2 mm	Stones	None
11205979	POS 84	1.50 - 1.50	Black	N/A	0.1 - 2 mm	Vegetation	None
11205983	POS 84	2.50 - 2.50	Dark Brown	Clay	0.063 - 0.1 mm	Stones	None
11205991	POS 84	3.50 - 3.50	Dark Brown	Sandy Silt Loam	0.1 - 2 mm	Stones	None
11205995	POS 85	0.50 - 0.50	Dark Brown	Sandy Loam	0.1 - 2 mm	Stones	Vegetation
11205999	POS 85	2.50 - 2.50	Dark Brown	Sandy Clay	0.1 - 2 mm	Stones	None
11206003	POS 85	3.50 - 3.50	Dark Brown	Stone/Soil	2 - 10 mm	Stones	None
11206024	POS 86	0.50 - 0.50	Dark Brown	Loamy Sand	0.1 - 2 mm	Stones	Vegetation
11206045	POS 87	0.50 - 0.50	Dark Brown	Loamy Sand	0.1 - 2 mm	Stones	Vegetation
11206050	POS 87	1.50 - 1.50	Dark Brown	Sand	0.1 - 2 mm	Stones	Vegetation
11205710	POS 88	3.50 - 3.50	Grey	Sandy Loam	0.1 - 2 mm	Oil/Petroleum	Stones
11206028	POS 88	0.50 - 0.50	Dark Brown	Loamy Sand	0.1 - 2 mm	Stones	None

CERTIFICATE OF ANALYSIS

SDG:	150417-125	**Location:**	Coed Darcy	**Order Number:**	CD1186
Job:	H_ATKINS_LDC-335	**Customer:**	Atkins Global Ltd	**Report Number:**	312613
Client Reference:	POS	**Attention:**	Alex Mann	**Superseded Report:**	

			Colour	Description	Grain size	Inclusions	Inclusions 2
11206037	POS 88	1.50 - 1.50	Light Brown	Sandy Loam	0.1 - 2 mm	Stones	None
11206041	POS 88	2.50 - 2.50	Dark Brown	Sandy Loam	0.1 - 2 mm	Stones	None
11206007	POS 89	0.50 - 0.50	Dark Brown	Sandy Clay Loam	0.1 - 2 mm	Stones	Vegetation
11206011	POS 89	1.50 - 1.50	Dark Brown	Sandy Clay	0.1 - 2 mm	Stones	None
11206015	POS 89	2.50 - 2.50	Dark Brown	Sandy Clay	0.1 - 2 mm	Stones	None
11206019	POS 89	3.50 - 3.50	Dark Brown	Sandy Clay	0.1 - 2 mm	Stones	None
11206065	POS 90	0.50 - 0.50	Dark Brown	Loamy Sand	0.1 - 2 mm	Stones	None
11206069	POS 90	1.50 - 1.50	Light Brown	Sandy Loam	0.1 - 2 mm	Stones	None
11206073	POS 90	2.50 - 2.50	Dark Brown	Sandy Clay	0.1 - 2 mm	Vegetation	None
11206078	POS 90	4.50 - 4.50	Light Brown	Sand	0.1 - 2 mm	Glass & Stones	None
11206059	POS 91	0.50 - 0.50	Dark Brown	Sandy Loam	0.1 - 2 mm	Stones	Vegetation
11205615	POS 92	0.50 - 0.50	Dark Brown	Sandy Clay Loam	0.1 - 2 mm	Vegetation	Stones
11205619	POS 92	1.50 - 1.50	Light Brown	Stone/Soil	2 - 10 mm	Oil/Petroleum	Stones
11206087	POS 93	0.50 - 0.50	Dark Brown	Sandy Loam	0.1 - 2 mm	Stones	Vegetation
11206094	POS 93	2.00 - 2.00	Dark Brown	Sandy Clay	0.1 - 2 mm	Stones	None
11206100	POS 94	0.50 - 0.50	Dark Brown	Loamy Sand	0.1 - 2 mm	Stones	Vegetation
11206104	POS 94	1.50 - 1.50	Dark Brown	Sandy Loam	0.1 - 2 mm	Stones	None
11206109	POS 94	3.00 - 3.00	Dark Brown	Sandy Loam	0.1 - 2 mm	Stones	Vegetation
11205560	POS 95	0.50 - 0.50	Dark Brown	Sandy Clay Loam	0.1 - 2 mm	Stones	Vegetation
11205565	POS 95	1.50 - 1.50	Dark Brown	Sandy Clay Loam	0.1 - 2 mm	Stones	None
11205571	POS 95	2.50 - 2.50	Dark Brown	Sandy Loam	0.1 - 2 mm	Stones	Vegetation
11205576	POS 95	3.50 - 3.50	Dark Brown	Sandy Clay	0.1 - 2 mm	None	None
11205582	POS 95	4.50 - 4.50	Light Brown	Stone/Soil	2 - 10 mm	None	None
11205514	POS 96	0.50 - 0.50	Dark Brown	Loamy Sand	0.1 - 2 mm	Stones	None
11205520	POS 96	1.50 - 1.50	Dark Brown	Sandy Clay Loam	0.1 - 2 mm	Stones	Vegetation
11205524	POS 96	2.50 - 2.50	Dark Brown	Loamy Sand	0.1 - 2 mm	Stones	Vegetation
11205529	POS 96	3.50 - 3.50	Dark Brown	Sandy Loam	0.1 - 2 mm	Stones	Vegetation
11206114	POS 97	0.50 - 0.50	Dark Brown	Sandy Clay Loam	0.1 - 2 mm	Stones	Vegetation
11206122	POS 97	2.00 - 2.00	Dark Brown	Silty Clay Loam	0.1 - 2 mm	Stones	Vegetation
11206128	POS 97	3.50 - 3.50	Dark Brown	Sandy Clay	0.1 - 2 mm	Stones	Vegetation
11206140	POS 98	0.50 - 0.50	Dark Brown	Loamy Sand	0.1 - 2 mm	Stones	None
11206150	POS 98	1.50 - 1.50	Dark Brown	Sand	0.1 - 2 mm	Stones	None
11205496	POS 99	0.50 - 0.50	Dark Brown	Sand	0.1 - 2 mm	Stones	Vegetation
11205502	POS 99	1.50 - 1.50	Dark Brown	Sandy Loam	0.1 - 2 mm	Stones	Vegetation
11205506	POS 100	0.50 - 0.50	Dark Brown	Sandy Clay Loam	0.1 - 2 mm	Stones	Vegetation
11205510	POS 100	1.50 - 1.50	Dark Brown	Sandy Loam	0.1 - 2 mm	Stones	Vegetation
11205536	POS 101	0.50 - 0.50	Dark Brown	Sandy Clay Loam	0.1 - 2 mm	Stones	Vegetation
11205541	POS 101	1.50 - 1.50	Dark Brown	Sandy Clay	0.1 - 2 mm	Stones	Vegetation
11205551	POS 101	3.00 - 3.00	Dark Brown	Sandy Loam	0.1 - 2 mm	Stones	None
11205556	POS 101	4.50 - 4.50	Light Brown	Stone/Soil	2 - 10 mm	Stones	None
11205586	POS 102	0.50 - 0.50	Dark Brown	Sandy Clay Loam	0.1 - 2 mm	Stones	Vegetation

CERTIFICATE OF ANALYSIS

SDG:	150417-125	**Location:**	Coed Darcy	**Order Number:**	CD1186
Job:	H_ATKINS_LDC-335	**Customer:**	Atkins Global Ltd	**Report Number:**	312613
Client Reference:	POS	**Attention:**	Alex Mann	**Superseded Report:**	

			Colour	Description	Grain size	Inclusions	Inclusions 2
11205593	POS 102	2.00 - 2.00	Dark Brown	Loamy Sand	0.1 - 2 mm	Stones	Vegetation
11205598	POS 102	3.50 - 3.50	Light Brown	Sandy Clay	0.1 - 2 mm	Stones	None
11205611	POS 102	4.50 - 4.50	Light Brown	Sandy Clay	0.1 - 2 mm	Stones	None
11205624	POS 103	0.50 - 0.50	Dark Brown	Sandy Clay Loam	0.1 - 2 mm	Vegetation	Stones
11205628	POS 103	1.50 - 1.50	Light Brown	Sandy Loam	0.1 - 2 mm	Stones	None
11205632	POS 104	0.50 - 0.50	Light Brown	Silt Loam	0.063 - 0.1 mm	Stones	Vegetation
11205656	POS 105	0.50 - 0.50	Dark Brown	Loamy Sand	0.1 - 2 mm	Vegetation	Stones
11205660	POS 105	1.50 - 1.50	Light Brown	Sandy Loam	0.1 - 2 mm	Stones	None
11205664	POS 105	2.50 - 2.50	Light Brown	Sandy Loam	0.1 - 2 mm	Stones	None
11205672	POS 106	0.50 - 0.50	Dark Brown	Loamy Sand	0.1 - 2 mm	Stones	Vegetation
11205668	POS 107	0.50 - 0.50	Dark Brown	Sandy Clay Loam	0.1 - 2 mm	Stones	Vegetation
11205644	POS 108	0.50 - 0.50	Dark Brown	Stone/Soil	2 - 10 mm	Stones	None
11205648	POS 108	1.50 - 1.50	Dark Brown	Sandy Clay	0.1 - 2 mm	Stones	None
11205636	POS 109	0.50 - 0.50	Dark Brown	Sand	0.1 - 2 mm	Stones	Vegetation
11205640	POS 109	1.50 - 1.50	Light Brown	Sandy Clay Loam	0.1 - 2 mm	Stones	None
11205676	POS 110	0.50 - 0.50	Dark Brown	Loamy Sand	0.1 - 2 mm	Stones	None
11205680	POS 110	1.50 - 1.50	Dark Brown	Sandy Loam	0.1 - 2 mm	Stones	None
11205688	POS 111	0.50 - 0.50	Dark Brown	Sandy Clay Loam	0.1 - 2 mm	Stones	Vegetation
11205684	POS 112	0.50 - 0.50	Dark Brown	Loamy Sand	0.1 - 2 mm	Stones	None
11205693	POS 113	0.30 - 0.30	Dark Brown	Loamy Sand	0.1 - 2 mm	Stones	Vegetation
11205702	POS 114	0.50 - 0.50	Dark Brown	Loamy Sand	0.1 - 2 mm	Stones	Vegetation
11205706	POS 114	1.50 - 1.50	Light Brown	Sandy Clay Loam	0.1 - 2 mm	Vegetation	Stones

These descriptions are only intended to act as a cross check if sample identities are questioned, and to provide a log of sample matrices with respect to MCERTS validation. They are not intended as full geological descriptions.

We are accredited to MCERTS for sand, clay and loam/topsoil, or any of these materials - whether these are derived from naturally ocurring soil profiles, or from fill/made ground, as long as these materials constitute the major part of the sample.

Other coarse granular materials such as concrete, gravel and brick are not accredited if they comprise the major part of the sample.

CERTIFICATE OF ANALYSIS

SDG:	150417-125	**Location:**	Coed Darcy	**Order Number:**	CD1186
Job:	H_ATKINS_LDC-335	**Customer:**	Atkins Global Ltd	**Report Number:**	312613
Client Reference:	POS	**Attention:**	Alex Mann	**Superseded Report:**	

Results Legend

#	ISO17025 accredited.
M	*m*CERTS accredited.
aq	Aqueous / settled sample.
diss.filt	Dissolved / filtered sample.
tot.unfilt	Total / unfiltered sample.
*	Subcontracted test.
**	% recovery of the surrogate standard to check the efficiency of the method. The results of individual compounds within samples aren't corrected for the recovery
(F)	Trigger breach confirmed
1-5&+§@	Sample deviation (see appendix)

Component	LOD/Units	Method	Customer Sample R	POS 58	POS 58	POS 58	POS 59	POS 66	POS 66
			Depth (m)	0.50 - 0.50	1.50 - 1.50	2.50 - 2.50	0.50 - 0.50	0.50 - 0.50	1.60 - 1.60
			Sample Type	Soil/Solid	Soil/Solid	Soil/Solid	Soil/Solid	Soil/Solid	Soil/Solid
			Date Sampled	15/04/2015	15/04/2015	15/04/2015	15/04/2015	14/04/2015	14/04/2015
			Sample Time	.	.	.	.	.	.
			Date Received	17/04/2015	17/04/2015	17/04/2015	17/04/2015	17/04/2015	17/04/2015
			SDG Ref	150417-125	150417-125	150417-125	150417-125	150417-125	150417-125
			Lab Sample No.(s)	11205960	11205965	11205971	11206054	11206083	11205491
			AGS Reference						
Moisture Content Ratio (% of as received sample)	%	PM024		34	14	12	21	17	15
Soil Organic Matter (SOM)	<0.35 %	TM132					1.36 #	4.84 #	
pH	1 pH Units	TM133		6.95 M	4.91 M	6.38 M	6.73 M	6.32 M	6.52 M
Arsenic	<0.6 mg/kg	TM181		12.9 M	8.47 M	6.5 M	13.1 M	19.2 M	24.7 M
Cadmium	<0.02 mg/kg	TM181		1.97 M	0.338 M	0.458 M	0.638 M	0.718 M	1.24 M
Chromium	<0.9 mg/kg	TM181		6.31 M	10.2 M	9.7 M	18.2 M	12.9 M	16.8 M
Copper	<1.4 mg/kg	TM181		61.3 M	16.1 M	9.2 M	73 M	39.2 M	43.5 M
Lead	<0.7 mg/kg	TM181		17.8 M	11.2 M	9.12 M	19.5 M	22 M	31.6 M
Mercury	<0.14 mg/kg	TM181		<0.14 M	<0.14 M	<0.14 M	<0.14 M	<0.14 M	<1.4 M
Nickel	<0.2 mg/kg	TM181		35 M	21.7 M	24.5 M	11.8 M	20.1 M	30.6 M
Selenium	<1 mg/kg	TM181		<1 #	<1 #	<1 #	<1 #	<1 #	<10 #
Vanadium	<0.2 mg/kg	TM181		17 #	12.2 #	11.6 #	28.3 #	18.4 #	24.2 #
Zinc	<1.9 mg/kg	TM181		200 M	50.8 M	78 M	57.7 M	93.4 M	105 M

CERTIFICATE OF ANALYSIS

SDG:	150417-125	**Location:**	Coed Darcy	**Order Number:**	CD1186
Job:	H_ATKINS_LDC-335	**Customer:**	Atkins Global Ltd	**Report Number:**	312613
Client Reference:	POS	**Attention:**	Alex Mann	**Superseded Report:**	

Results Legend

#	ISO17025 accredited.
M	*m*CERTS accredited.
aq	Aqueous / settled sample.
diss.filt	Dissolved / filtered sample.
tot.unfilt	Total / unfiltered sample.
*	Subcontracted test.
**	% recovery of the surrogate standard to check the efficiency of the method. The results of individual compounds within samples aren't corrected for the recovery
(F)	Trigger breach confirmed
1-5&+§@	Sample deviation (see appendix)

Component	LOD/Units	Method	Customer Sample R	POS 66	POS 66	POS 67	POS 67	POS 67	POS 67
			Depth (m)	2.80 - 2.80	4.20 - 4.20	0.50 - 0.50	1.50 - 1.50	2.50 - 2.50	3.50 - 3.50
			Sample Type	Soil/Solid	Soil/Solid	Soil/Solid	Soil/Solid	Soil/Solid	Soil/Solid
			Date Sampled	14/04/2015	14/04/2015	14/04/2015	14/04/2015	14/04/2015	14/04/2015
			Sample Time	.	.	.	.	.	.
			Date Received	17/04/2015	17/04/2015	17/04/2015	17/04/2015	17/04/2015	17/04/2015
			SDG Ref	150417-125	150417-125	150417-125	150417-125	150417-125	150417-125
			Lab Sample No.(s)	11205545	11205603	11205885	11205937	11205987	11206032
			AGS Reference						
Moisture Content Ratio (% of as received sample)	%	PM024		17	11	11	11	11	11
Soil Organic Matter (SOM)	<0.35 %	TM132				3.5 #			
pH	1 pH Units	TM133		6.15 M	6 M	6.63 M	6.32 M	6.62 M	6.6 M
Arsenic	<0.6 mg/kg	TM181		12 M	8.95 M	13.6 M	8.31 M	9.37 M	9.33 M
Cadmium	<0.02 mg/kg	TM181		0.706 M	0.31 M	0.386 M	0.117 M	0.389 M	0.327 M
Chromium	<0.9 mg/kg	TM181		15 M	11.4 M	13.1 M	14.4 M	13.5 M	11.4 M
Copper	<1.4 mg/kg	TM181		16.2 M	17.9 M	20.2 M	13 M	18 M	16.3 M
Lead	<0.7 mg/kg	TM181		12.1 M	12.7 M	21.3 M	12.2 M	14.3 M	12.7 M
Mercury	<0.14 mg/kg	TM181		<0.14 M	<0.14 M	0.147 M	0.672 M	<0.14 M	<0.14 M
Nickel	<0.2 mg/kg	TM181		22.8 M	26 M	23.1 M	24.4 M	31.3 M	28.4 M
Selenium	<1 mg/kg	TM181		<1 #	<1 #	<1 #	<1 #	<1 #	<1 #
Vanadium	<0.2 mg/kg	TM181		18.2 #	14.1 #	16.2 #	18.2 #	15.8 #	14.1 #
Zinc	<1.9 mg/kg	TM181		75 M	66.9 M	66.8 M	57.7 M	77.4 M	65.3 M

CERTIFICATE OF ANALYSIS

SDG:	150417-125	**Location:**	Coed Darcy	**Order Number:**	CD1186
Job:	H_ATKINS_LDC-335	**Customer:**	Atkins Global Ltd	**Report Number:**	312613
Client Reference:	POS	**Attention:**	Alex Mann	**Superseded Report:**	

Results Legend

#	ISO17025 accredited.
M	*m*CERTS accredited.
aq	Aqueous / settled sample.
diss.filt	Dissolved / filtered sample.
tot.unfilt	Total / unfiltered sample.
*	Subcontracted test.
**	% recovery of the surrogate standard to check the efficiency of the method. The results of individual compounds within samples aren't corrected for the recovery
(F)	Trigger breach confirmed
1-5&+§@	Sample deviation (see appendix)

Component	LOD/Units	Method	Customer Sample R	POS 68	POS 68	POS 68	POS 68	POS 69	POS 69
			Depth (m)	0.50 - 0.50	1.50 - 1.50	2.50 - 2.50	3.50 - 3.50	0.50 - 0.50	1.50 - 1.50
			Sample Type	Soil/Solid	Soil/Solid	Soil/Solid	Soil/Solid	Soil/Solid	Soil/Solid
			Date Sampled	14/04/2015	14/04/2015	14/04/2015	14/04/2015	14/04/2015	14/04/2015
			Sample Time	.	.	.	.	.	.
			Date Received	17/04/2015	17/04/2015	17/04/2015	17/04/2015	17/04/2015	17/04/2015
			SDG Ref	150417-125	150417-125	150417-125	150417-125	150417-125	150417-125
			Lab Sample No.(s)	11205487	11205737	11205786	11205833	11205747	11205751
			AGS Reference						
Moisture Content Ratio (% of as received sample)	%	PM024		5	11	8	7.8	13	5.5
Soil Organic Matter (SOM)	<0.35 %	TM132		5.28 #					
pH	1 pH Units	TM133		5.84 M	6.2 M	7.57 #	6.82 M	7.44 M	7.01 M
Arsenic	<0.6 mg/kg	TM181		5.99 M	9.68 M	31.2 #	7.78 M	12.6 M	11 M
Cadmium	<0.02 mg/kg	TM181		<0.02 M	0.364 M	0.481 #	0.344 M	0.824 M	0.369 M
Chromium	<0.9 mg/kg	TM181		12 M	14.2 M	13.9 #	10.6 M	21.2 M	14.2 M
Copper	<1.4 mg/kg	TM181		17.9 M	19.6 M	19.4 #	21.2 M	26.4 M	28.6 M
Lead	<0.7 mg/kg	TM181		5.22 M	14.6 M	19.6 #	13.8 M	934 M	23.5 M
Mercury	<0.14 mg/kg	TM181		<0.14 M	<0.14 M	<0.14 #	<0.14 M	<0.14 M	<0.14 M
Nickel	<0.2 mg/kg	TM181		17 M	39.3 M	47 #	30.3 M	35.8 M	60.1 M
Selenium	<1 mg/kg	TM181		<1 #	<1 #	<1 #	<1 #	<1 #	<1 #
Vanadium	<0.2 mg/kg	TM181		13.8 #	15.5 #	15.5 #	12.7 #	14.1 #	14.9 #
Zinc	<1.9 mg/kg	TM181		36.9 M	87.7 M	62.6 #	84.6 M	134 M	120 M

CERTIFICATE OF ANALYSIS

SDG:	150417-125	**Location:**	Coed Darcy	**Order Number:**	CD1186
Job:	H_ATKINS_LDC-335	**Customer:**	Atkins Global Ltd	**Report Number:**	312613
Client Reference:	POS	**Attention:**	Alex Mann	**Superseded Report:**	

Results Legend

#	ISO17025 accredited.
M	*m*CERTS accredited.
aq	Aqueous / settled sample.
diss.filt	Dissolved / filtered sample.
tot.unfilt	Total / unfiltered sample.
*	Subcontracted test.
**	% recovery of the surrogate standard to check the efficiency of the method. The results of individual compounds within samples aren't corrected for the recovery
(F)	Trigger breach confirmed
1-5&+§@	Sample deviation (see appendix)

Component	LOD/Units	Method	Customer Sample R	POS 70	POS 70	POS 70	POS 71	POS 71	POS 71
			Depth (m)	0.50 - 0.50	1.60 - 1.60	2.80 - 2.80	0.50 - 0.50	1.50 - 1.50	2.50 - 2.50
			Sample Type	Soil/Solid	Soil/Solid	Soil/Solid	Soil/Solid	Soil/Solid	Soil/Solid
			Date Sampled	14/04/2015	14/04/2015	14/04/2015	14/04/2015	14/04/2015	14/04/2015
			Sample Time	.	.	.	.	.	.
			Date Received	17/04/2015	17/04/2015	17/04/2015	17/04/2015	17/04/2015	17/04/2015
			SDG Ref	150417-125	150417-125	150417-125	150417-125	150417-125	150417-125
			Lab Sample No.(s)	11205726	11205730	11205743	11205652	11205698	11205714
			AGS Reference						
Moisture Content Ratio (% of as received sample)	%	PM024		13	5.4	8.1	17	14	13
Soil Organic Matter (SOM)	<0.35 %	TM132				2.6 #	2.86 #		
pH	1 pH Units	TM133		6.24 M	6.78 M	6.49 M	6.27 M	6.41 M	5.67 M
Arsenic	<0.6 mg/kg	TM181		15.4 M	10.1 M	9.81 M	35.1 M	16.5 M	10.7 M
Cadmium	<0.02 mg/kg	TM181		0.55 M	0.318 M	0.348 M	1.02 M	0.495 M	0.363 M
Chromium	<0.9 mg/kg	TM181		11.5 M	12.4 M	13.1 M	13.7 M	13.6 M	13.1 M
Copper	<1.4 mg/kg	TM181		34.7 M	17.8 M	19.2 M	82.1 M	32.8 M	18 M
Lead	<0.7 mg/kg	TM181		22.3 M	12.8 M	15.3 M	36.6 M	17.8 M	15.2 M
Mercury	<0.14 mg/kg	TM181		<0.14 M	<0.14 M	<0.14 M	<0.14 M	<0.14 M	<0.14 M
Nickel	<0.2 mg/kg	TM181		23.4 M	29 M	34.2 M	18.6 M	24.6 M	23.8 M
Selenium	<1 mg/kg	TM181		<1 #	<1 #	<1 #	<1 #	<1 #	<1 #
Vanadium	<0.2 mg/kg	TM181		15.9 #	13.4 #	15.5 #	19.9 #	16 #	15.5 #
Zinc	<1.9 mg/kg	TM181		78.3 M	75.3 M	76.6 M	128 M	90 M	64 M

CERTIFICATE OF ANALYSIS

SDG:	150417-125	**Location:**	Coed Darcy	**Order Number:**	CD1186
Job:	H_ATKINS_LDC-335	**Customer:**	Atkins Global Ltd	**Report Number:**	312613
Client Reference:	POS	**Attention:**	Alex Mann	**Superseded Report:**	

Results Legend

#	ISO17025 accredited.
M	*m*CERTS accredited.
aq	Aqueous / settled sample.
diss.filt	Dissolved / filtered sample.
tot.unfilt	Total / unfiltered sample.
*	Subcontracted test.
**	% recovery of the surrogate standard to check the efficiency of the method. The results of individual compounds within samples aren't corrected for the recovery
(F)	Trigger breach confirmed
1-5&+§@	Sample deviation (see appendix)

Component	LOD/Units	Method	Customer Sample R	POS 71	POS 71	POS 72	POS 72	POS 72	POS 73
			Depth (m)	3.50 - 3.50	4.50 - 4.50	0.50 - 0.50	1.50 - 1.50	3.00 - 3.00	0.50 - 0.50
			Sample Type	Soil/Solid	Soil/Solid	Soil/Solid	Soil/Solid	Soil/Solid	Soil/Solid
			Date Sampled	14/04/2015	14/04/2015	14/04/2015	14/04/2015	14/04/2015	14/04/2015
			Sample Time	.	.	.	.	.	.
			Date Received	17/04/2015	17/04/2015	17/04/2015	17/04/2015	17/04/2015	17/04/2015
			SDG Ref	150417-125	150417-125	150417-125	150417-125	150417-125	150417-125
			Lab Sample No.(s)	11205718	11205722	11205782	11205790	11205795	11205769
			AGS Reference						
Moisture Content Ratio (% of as received sample)	%	PM024		12	12	10	15	17	8.8
Soil Organic Matter (SOM)	<0.35 %	TM132		1.74 #				1.66 #	
pH	1 pH Units	TM133		6.04 M	6.22 M	6.16 M	6.37 M	6.14 M	7.62 M
Arsenic	<0.6 mg/kg	TM181		11.2 M	8.06 M	15.8 M	18.3 M	8.67 M	13 M
Cadmium	<0.02 mg/kg	TM181		0.41 M	0.444 M	0.455 M	0.389 M	0.124 M	0.408 M
Chromium	<0.9 mg/kg	TM181		11.2 M	11.2 M	12.7 M	13.9 M	6.44 M	13.2 M
Copper	<1.4 mg/kg	TM181		20.9 M	12.2 M	36 M	28.3 M	2.08 M	18.2 M
Lead	<0.7 mg/kg	TM181		14.9 M	10.7 M	20.4 M	14.2 M	7.02 M	36.8 M
Mercury	<0.14 mg/kg	TM181		<0.14 M	<0.14 M	<0.14 M	<0.14 M	<0.14 M	<0.14 M
Nickel	<0.2 mg/kg	TM181		27.5 M	26.3 M	26.6 M	19.6 M	5.62 M	24.4 M
Selenium	<1 mg/kg	TM181		<1 #	<1 #	<1 #	<1 #	<1 #	<1 #
Vanadium	<0.2 mg/kg	TM181		14.2 #	13.2 #	15.7 #	16.5 #	7.75 #	15.5 #
Zinc	<1.9 mg/kg	TM181		69 M	63.9 M	87.2 M	70.6 M	14.9 M	61.6 M

CERTIFICATE OF ANALYSIS

SDG:	150417-125	**Location:**	Coed Darcy	**Order Number:**	CD1186
Job:	H_ATKINS_LDC-335	**Customer:**	Atkins Global Ltd	**Report Number:**	312613
Client Reference:	POS	**Attention:**	Alex Mann	**Superseded Report:**	

Results Legend

#	ISO17025 accredited.
M	*m*CERTS accredited.
aq	Aqueous / settled sample.
diss.filt	Dissolved / filtered sample.
tot.unfilt	Total / unfiltered sample.
*	Subcontracted test.
**	% recovery of the surrogate standard to check the efficiency of the method. The results of individual compounds within samples aren't corrected for the recovery
(F)	Trigger breach confirmed
1-5&+§@	Sample deviation (see appendix)

Component	LOD/Units	Method	Customer Sample R	POS 73	POS 73	POS 74	POS 74	POS 74	POS 75
			Depth (m)	1.50 - 1.50	2.50 - 2.50	0.50 - 0.50	1.50 - 1.50	2.50 - 2.50	0.50 - 0.50
			Sample Type	Soil/Solid	Soil/Solid	Soil/Solid	Soil/Solid	Soil/Solid	Soil/Solid
			Date Sampled	14/04/2015	14/04/2015	14/04/2015	14/04/2015	14/04/2015	14/04/2015
			Sample Time	.	.	.	.	.	.
			Date Received	17/04/2015	17/04/2015	17/04/2015	17/04/2015	17/04/2015	17/04/2015
			SDG Ref	150417-125	150417-125	150417-125	150417-125	150417-125	150417-125
			Lab Sample No.(s)	11205773	11205777	11205755	11205761	11205765	11205842
			AGS Reference						
Moisture Content Ratio (% of as received sample)	%	PM024		11	15	19	5.8	6.6	11
Soil Organic Matter (SOM)	<0.35 %	TM132			1.52 #		1.45 #		
pH	1 pH Units	TM133		6.22 M	6.72 M	6.27 M	5.97 M	6.53 M	5.01 M
Arsenic	<0.6 mg/kg	TM181		11.4 M	10 M	17.5 M	15 M	8.57 M	6.9 M
Cadmium	<0.02 mg/kg	TM181		0.696 M	0.272 M	0.861 M	0.301 M	0.362 M	0.34 M
Chromium	<0.9 mg/kg	TM181		15.3 M	13.8 M	16.6 M	15.3 M	9.41 M	10 M
Copper	<1.4 mg/kg	TM181		<14 M	19 M	28.2 M	17.8 M	9.44 M	8.89 M
Lead	<0.7 mg/kg	TM181		14.5 M	19.7 M	18.6 M	13 M	12.3 M	8.92 M
Mercury	<0.14 mg/kg	TM181		<0.14 M	<0.14 M	<0.14 M	<0.14 M	<0.14 M	<0.14 M
Nickel	<0.2 mg/kg	TM181		33.6 M	27.5 M	32.4 M	36 M	26.8 M	26.5 M
Selenium	<1 mg/kg	TM181		<10 #	<1 #	<1 #	<1 #	<1 #	<1 #
Vanadium	<0.2 mg/kg	TM181		20.5 #	16.4 #	20.7 #	18.6 #	12.2 #	10.2 #
Zinc	<1.9 mg/kg	TM181		74.7 M	68.2 M	170 M	104 M	63.3 M	59.2 M

CERTIFICATE OF ANALYSIS

SDG:	150417-125	**Location:**	Coed Darcy	**Order Number:**	CD1186
Job:	H_ATKINS_LDC-335	**Customer:**	Atkins Global Ltd	**Report Number:**	312613
Client Reference:	POS	**Attention:**	Alex Mann	**Superseded Report:**	

Results Legend

#	ISO17025 accredited.
M	*m*CERTS accredited.
aq	Aqueous / settled sample.
diss.filt	Dissolved / filtered sample.
tot.unfilt	Total / unfiltered sample.
*	Subcontracted test.
**	% recovery of the surrogate standard to check the efficiency of the method. The results of individual compounds within samples aren't corrected for the recovery
(F)	Trigger breach confirmed
1-5&+§@	Sample deviation (see appendix)

Component	LOD/Units	Method	Customer Sample R	POS 75	POS 75	POS 75	POS 76	POS 76	POS 76
			Depth (m)	1.50 - 1.50	2.50 - 2.50	3.50 - 3.50	0.50 - 0.50	1.50 - 1.50	2.50 - 2.50
			Sample Type	Soil/Solid	Soil/Solid	Soil/Solid	Soil/Solid	Soil/Solid	Soil/Solid
			Date Sampled	14/04/2015	14/04/2015	14/04/2015	14/04/2015	14/04/2015	14/04/2015
			Sample Time	.	.	.	.	.	.
			Date Received	17/04/2015	17/04/2015	17/04/2015	17/04/2015	17/04/2015	17/04/2015
			SDG Ref	150417-125	150417-125	150417-125	150417-125	150417-125	150417-125
			Lab Sample No.(s)	11205846	11205852	11205858	11205821	11205825	11205829
			AGS Reference						
Moisture Content Ratio (% of as received sample)	%	PM024		4.3	6.6	5.6	14	8.9	8.6
Soil Organic Matter (SOM)	<0.35 %	TM132		1.05 #				2.29 #	
pH	1 pH Units	TM133		6.46 M	5.17 M	6.43 #	6 M	6.51 M	5.83 M
Arsenic	<0.6 mg/kg	TM181		9.3 M	7.04 M	8.9 #	11.1 M	11 M	11.4 M
Cadmium	<0.02 mg/kg	TM181		0.189 M	0.306 M	0.343 #	0.312 M	0.352 M	0.38 M
Chromium	<0.9 mg/kg	TM181		12 M	10.6 M	17 #	12.1 M	13.2 M	14.6 M
Copper	<1.4 mg/kg	TM181		9.21 M	9.21 M	30.9 #	11.5 M	21.1 M	29.9 M
Lead	<0.7 mg/kg	TM181		9.81 M	10.6 M	16.8 #	12.9 M	13.5 M	17.8 M
Mercury	<0.14 mg/kg	TM181		<0.14 M	<0.14 M	<0.14 #	<0.14 M	<0.14 M	<0.14 M
Nickel	<0.2 mg/kg	TM181		33.4 M	26.3 M	41.6 #	25.7 M	30.3 M	36.1 M
Selenium	<1 mg/kg	TM181		<1 #	<1 #	<1 #	2.87 #	<1 #	<1 #
Vanadium	<0.2 mg/kg	TM181		13 #	11.7 #	17.5 #	12.8 #	14.4 #	16.6 #
Zinc	<1.9 mg/kg	TM181		63 M	58.1 M	111 #	46 M	74.6 M	90.7 M

CERTIFICATE OF ANALYSIS

SDG:	150417-125	**Location:**	Coed Darcy	**Order Number:**	CD1186
Job:	H_ATKINS_LDC-335	**Customer:**	Atkins Global Ltd	**Report Number:**	312613
Client Reference:	POS	**Attention:**	Alex Mann	**Superseded Report:**	

Results Legend

#	ISO17025 accredited.
M	*m*CERTS accredited.
aq	Aqueous / settled sample.
diss.filt	Dissolved / filtered sample.
tot.unfilt	Total / unfiltered sample.
*	Subcontracted test.
**	% recovery of the surrogate standard to check the efficiency of the method. The results of individual compounds within samples aren't corrected for the recovery
(F)	Trigger breach confirmed
1-5&+§@	Sample deviation (see appendix)

Component	LOD/Units	Method	Customer Sample R	Depth (m)	Sample Type	Date Sampled	Sample Time	Date Received	SDG Ref	Lab Sample No.(s)	AGS Reference
Moisture Content Ratio (% of as received sample)	%	PM024	POS 76	3.50 - 3.50	Soil/Solid	14/04/2015	.	17/04/2015	150417-125	11205838	
			11								
Soil Organic Matter (SOM)	<0.35 %	TM132	POS 77	0.50 - 0.50	Soil/Solid	14/04/2015	.	17/04/2015	150417-125	11205800	
			10								
pH	1 pH Units	TM133	POS 77	1.50 - 1.50	Soil/Solid	14/04/2015	.	17/04/2015	150417-125	11205804	
			9.6								
Arsenic	<0.6 mg/kg	TM181	POS 77	2.50 - 2.50	Soil/Solid	14/04/2015	.	17/04/2015	150417-125	11205808	
			7.1								
Cadmium	<0.02 mg/kg	TM181	POS 77	3.50 - 3.50	Soil/Solid	14/04/2015	.	17/04/2015	150417-125	11205812	
			6.2								
Chromium	<0.9 mg/kg	TM181	POS 77	4.50 - 4.50	Soil/Solid	14/04/2015	.	17/04/2015	150417-125	11205816	
			6								
Copper	<1.4 mg/kg	TM181									
			4.09 #								
Lead	<0.7 mg/kg	TM181									
			6.55 M	5.99 M							
Mercury	<0.14 mg/kg	TM181	13.1 M	17.5 M	20.8 M	10.8 M	13.6 M	10.4 M			
			0.202 M	0.471 M	0.735 M	0.396 M	0.0862 M	0.296 M			
Nickel	<0.2 mg/kg	TM181	14.8 M	11.3 M	12.4 M	13.5 M	12.7 M	14.2 M			
			21.9 M	36.7 M	52.7 M	15.3 M	19.2 M	23.5 M			
Selenium	<1 mg/kg	TM181	13.3 M	18.7 M	22.1 M	11.6 M	13 M	14.5 M			
			<0.14 M	<0.14 M	<0.14 M	<0.14 M	<0.14 M	<0.14 M			
Vanadium	<0.2 mg/kg	TM181	32.3 M	25.6 M	26.8 M	31.5 M	34.1 M	35.7 M			
			<1 #	<1 #	<1 #	<1 #	<1 #	<1 #			
Zinc	<1.9 mg/kg	TM181	15.7 #	14.6 #	16 #	13.7 #	14.6 #	15.7 #			
			94.2 M	81.7 M	92.4 M	65.8 M	76.6 M	93 M			

CERTIFICATE OF ANALYSIS

SDG:	150417-125	**Location:**	Coed Darcy	**Order Number:**	CD1186
Job:	H_ATKINS_LDC-335	**Customer:**	Atkins Global Ltd	**Report Number:**	312613
Client Reference:	POS	**Attention:**	Alex Mann	**Superseded Report:**	

Results Legend

#	ISO17025 accredited.
M	*m*CERTS accredited.
aq	Aqueous / settled sample.
diss.filt	Dissolved / filtered sample.
tot.unfilt	Total / unfiltered sample.
*	Subcontracted test.
**	% recovery of the surrogate standard to check the efficiency of the method. The results of individual compounds within samples aren't corrected for the recovery
(F)	Trigger breach confirmed
1-5&+§@	Sample deviation (see appendix)

Component	LOD/Units	Method	Customer Sample R	POS 78	POS 78	POS 78	POS 78	POS 79	POS 79
			Depth (m)	0.50 - 0.50	1.50 - 1.50	2.50 - 2.50	3.50 - 3.50	0.50 - 0.50	1.50 - 1.50
			Sample Type	Soil/Solid	Soil/Solid	Soil/Solid	Soil/Solid	Soil/Solid	Soil/Solid
			Date Sampled	15/04/2015	15/04/2015	15/04/2015	15/04/2015	15/04/2015	15/04/2015
			Sample Time	.	.	.	.	.	.
			Date Received	17/04/2015	17/04/2015	17/04/2015	17/04/2015	17/04/2015	17/04/2015
			SDG Ref	150417-125	150417-125	150417-125	150417-125	150417-125	150417-125
			Lab Sample No.(s)	11205889	11205893	11205903	11205907	11205872	11205876
			AGS Reference						
Moisture Content Ratio (% of as received sample)	%	PM024		15	20	15	11	11	9.7
Soil Organic Matter (SOM)	<0.35 %	TM132		2.36 #			1.31 #		
pH	1 pH Units	TM133		5.59 M	5.47 M	7.23 M	6.64 M	7 M	6.95 M
Arsenic	<0.6 mg/kg	TM181		28.2 M	35.6 M	10 M	7.33 M	16.9 M	12.3 M
Cadmium	<0.02 mg/kg	TM181		0.342 M	0.699 M	0.479 M	0.289 M	0.522 M	0.352 M
Chromium	<0.9 mg/kg	TM181		13.2 M	11.9 M	14.1 M	9.96 M	11.7 M	14.7 M
Copper	<1.4 mg/kg	TM181		43.8 M	53 M	28.8 M	9.86 M	31.9 M	36.1 M
Lead	<0.7 mg/kg	TM181		109 M	25.9 M	14.8 M	9.79 M	22.6 M	27.5 M
Mercury	<0.14 mg/kg	TM181		<0.14 M	<0.14 M	<0.14 M	<0.14 M	<0.14 M	<0.14 M
Nickel	<0.2 mg/kg	TM181		20.2 M	11.7 M	27.4 M	24.9 M	21.1 M	34 M
Selenium	<1 mg/kg	TM181		<1 #	<1 #	<1 #	<1 #	<1 #	<1 #
Vanadium	<0.2 mg/kg	TM181		15.5 #	20.5 #	17.5 #	10.9 #	14.4 #	17.2 #
Zinc	<1.9 mg/kg	TM181		76.4 M	56.9 M	76.1 M	53 M	80.6 M	138 M

CERTIFICATE OF ANALYSIS

SDG:	150417-125	**Location:**	Coed Darcy	**Order Number:**	CD1186
Job:	H_ATKINS_LDC-335	**Customer:**	Atkins Global Ltd	**Report Number:**	312613
Client Reference:	POS	**Attention:**	Alex Mann	**Superseded Report:**	

Results Legend

#	ISO17025 accredited.
M	*m*CERTS accredited.
aq	Aqueous / settled sample.
diss.filt	Dissolved / filtered sample.
tot.unfilt	Total / unfiltered sample.
*	Subcontracted test.
**	% recovery of the surrogate standard to check the efficiency of the method. The results of individual compounds within samples aren't corrected for the recovery
(F)	Trigger breach confirmed
1-5&+§@	Sample deviation (see appendix)

Component	LOD/Units	Method	Customer Sample R	POS 79	POS 80	POS 80	POS 81	POS 81	POS 81
			Depth (m)	2.50 - 2.50	0.50 - 0.50	1.50 - 1.50	0.50 - 0.50	1.50 - 1.50	2.50 - 2.50
			Sample Type	Soil/Solid	Soil/Solid	Soil/Solid	Soil/Solid	Soil/Solid	Soil/Solid
			Date Sampled	15/04/2015	15/04/2015	15/04/2015	15/04/2015	15/04/2015	15/04/2015
			Sample Time	.	.	.	.	.	.
			Date Received	17/04/2015	17/04/2015	17/04/2015	17/04/2015	17/04/2015	17/04/2015
			SDG Ref	150417-125	150417-125	150417-125	150417-125	150417-125	150417-125
			Lab Sample No.(s)	11205881	11205863	11205867	11205923	11205927	11205933
			AGS Reference						
Moisture Content Ratio (% of as received sample)	%	PM024		12	9.7	11	13	12	11
Soil Organic Matter (SOM)	<0.35 %	TM132				4.07 #	2.45 #		0.976 #
pH	1 pH Units	TM133		6.63 M	6.04 M	6.46 M	6.85 M	5.58 M	6.03 #
Arsenic	<0.6 mg/kg	TM181		8.95 M	25.1 M	7.31 M	32.1 M	6.12 M	5.17 #
Cadmium	<0.02 mg/kg	TM181		0.567 M	0.765 M	0.459 M	1.23 M	0.421 M	0.36 #
Chromium	<0.9 mg/kg	TM181		16.6 M	12.5 M	15 M	14.9 M	15.9 M	15.4 #
Copper	<1.4 mg/kg	TM181		28 M	75.1 M	24.4 M	54.4 M	20.7 M	15.8 #
Lead	<0.7 mg/kg	TM181		17.9 M	61.1 M	16.1 M	66.1 M	15.5 M	14.9 #
Mercury	<0.14 mg/kg	TM181		<0.14 M	<0.14 M	<0.14 M	<0.14 M	<0.14 M	<0.14 #
Nickel	<0.2 mg/kg	TM181		44 M	21.5 M	36.4 M	32.2 M	37.3 M	32.5 #
Selenium	<1 mg/kg	TM181		<1 #	<1 #	<1 #	<10 #	<1 #	<1 #
Vanadium	<0.2 mg/kg	TM181		17.7 #	15.9 #	16.5 #	20.1 #	17.6 #	16.2 #
Zinc	<1.9 mg/kg	TM181		112 M	159 M	104 M	126 M	115 M	97.1 #

CERTIFICATE OF ANALYSIS

SDG:	150417-125	**Location:**	Coed Darcy	**Order Number:**	CD1186
Job:	H_ATKINS_LDC-335	**Customer:**	Atkins Global Ltd	**Report Number:**	312613
Client Reference:	POS	**Attention:**	Alex Mann	**Superseded Report:**	

Results Legend

#	ISO17025 accredited.
M	*m*CERTS accredited.
aq	Aqueous / settled sample.
diss.filt	Dissolved / filtered sample.
tot.unfilt	Total / unfiltered sample.
*	Subcontracted test.
**	% recovery of the surrogate standard to check the efficiency of the method. The results of individual compounds within samples aren't corrected for the recovery
(F)	Trigger breach confirmed
1-5&+§@	Sample deviation (see appendix)

Component	LOD/Units	Method	Customer Sample R	POS 82	POS 82	POS 82	POS 83	POS 83	POS 83
			Depth (m)	0.50 - 0.50	1.50 - 1.50	2.50 - 2.50	0.50 - 0.50	1.50 - 1.50	2.50 - 2.50
			Sample Type	Soil/Solid	Soil/Solid	Soil/Solid	Soil/Solid	Soil/Solid	Soil/Solid
			Date Sampled	15/04/2015	15/04/2015	15/04/2015	15/04/2015	15/04/2015	15/04/2015
			Sample Time	.	.	.	.	.	.
			Date Received	17/04/2015	17/04/2015	17/04/2015	17/04/2015	17/04/2015	17/04/2015
			SDG Ref	150417-125	150417-125	150417-125	150417-125	150417-125	150417-125
			Lab Sample No.(s)	11205911	11205915	11205919	11205941	11205946	11205952
			AGS Reference						
Moisture Content Ratio (% of as received sample)	%	PM024		15	12	11	7.8	22	22
pH	1 pH Units	TM133		7.43 M	7.85 M	5.96 #	5.86 M	4.99 M	5.01 M
Arsenic	<0.6 mg/kg	TM181		20.9 M	103 M	12.6 #	19.3 M	36.7 M	36 M
Cadmium	<0.02 mg/kg	TM181		0.766 M	1.32 M	0.295 #	0.551 M	0.318 M	0.52 M
Chromium	<0.9 mg/kg	TM181		36.8 M	23.2 M	13.2 #	11.7 M	13.9 M	9.27 M
Copper	<1.4 mg/kg	TM181		67.7 M	378 M	12 #	31.1 M	20.1 M	18.3 M
Lead	<0.7 mg/kg	TM181		257 M	282 M	13.2 #	20 M	14.6 M	12.9 M
Mercury	<0.14 mg/kg	TM181		<0.14 M	0.148 M	<0.14 #	<0.14 M	<0.14 M	<0.14 M
Nickel	<0.2 mg/kg	TM181		45.1 M	34.6 M	34.9 #	22.1 M	12.8 M	10.5 M
Selenium	<1 mg/kg	TM181		<1 #	<1 #	<1 #	<1 #	<1 #	<1 #
Vanadium	<0.2 mg/kg	TM181		21.2 #	16 #	14.3 #	14.9 #	21.6 #	10.5 #
Zinc	<1.9 mg/kg	TM181		220 M	2320 M	96.7 #	86.2 M	47.4 M	63.1 M

CERTIFICATE OF ANALYSIS

SDG:	150417-125	**Location:**	Coed Darcy	**Order Number:**	CD1186
Job:	H_ATKINS_LDC-335	**Customer:**	Atkins Global Ltd	**Report Number:**	312613
Client Reference:	POS	**Attention:**	Alex Mann	**Superseded Report:**	

Results Legend

#	ISO17025 accredited.
M	*m*CERTS accredited.
aq	Aqueous / settled sample.
diss.filt	Dissolved / filtered sample.
tot.unfilt	Total / unfiltered sample.
*	Subcontracted test.
**	% recovery of the surrogate standard to check the efficiency of the method. The results of individual compounds within samples aren't corrected for the recovery
(F)	Trigger breach confirmed
1-5&+§@	Sample deviation (see appendix)

Component	LOD/Units	Method	Customer Sample R	POS 83	POS 84	POS 84	POS 84	POS 84	POS 85
			Depth (m)	3.50 - 3.50	0.50 - 0.50	1.50 - 1.50	2.50 - 2.50	3.50 - 3.50	0.50 - 0.50
			Sample Type	Soil/Solid	Soil/Solid	Soil/Solid	Soil/Solid	Soil/Solid	Soil/Solid
			Date Sampled	15/04/2015	15/04/2015	15/04/2015	15/04/2015	15/04/2015	15/04/2015
			Sample Time	.	.	.	.	.	.
			Date Received	17/04/2015	17/04/2015	17/04/2015	17/04/2015	17/04/2015	17/04/2015
			SDG Ref	150417-125	150417-125	150417-125	150417-125	150417-125	150417-125
			Lab Sample No.(s)	11205956	11205975	11205979	11205983	11205991	11205995
			AGS Reference						
Moisture Content Ratio (% of as received sample)	%	PM024		10	15	37	25	13	8.5
Soil Organic Matter (SOM)	<0.35 %	TM132		1.25 #	14.4 #			1.43 #	
pH	1 pH Units	TM133		5.19 M	7.54 M	5.1	5.91 M	5.59 M	7.05 M
Arsenic	<0.6 mg/kg	TM181		4.06 M	17.9 M	245	20.2 M	45.8 M	15 M
Cadmium	<0.02 mg/kg	TM181		0.455 M	0.63 M	1.12	1.15 M	0.848 M	0.662 M
Chromium	<0.9 mg/kg	TM181		15.8 M	11.8 M	10.4	14.9 M	14 M	21.4 M
Copper	<1.4 mg/kg	TM181		12.9 M	58.6 M	415	<14 M	110 M	129 M
Lead	<0.7 mg/kg	TM181		14.4 M	32.3 M	161	15.4 M	32.6 M	190 M
Mercury	<0.14 mg/kg	TM181		<0.14 M	0.257 M	<0.14	<0.14 M	<0.14 M	<0.14 M
Nickel	<0.2 mg/kg	TM181		32.3 M	34.9 M	16	20.5 M	216 M	34.1 M
Selenium	<1 mg/kg	TM181		<1 #	<1 #	<1	<10 #	<1 #	<1 #
Vanadium	<0.2 mg/kg	TM181		18.6 #	21.1 #	17.8	19.1 #	20.9 #	14.4 #
Zinc	<1.9 mg/kg	TM181		95.1 M	162 M	54.4	94.9 M	127 M	210 M

CERTIFICATE OF ANALYSIS

SDG:	150417-125	**Location:**	Coed Darcy	**Order Number:**	CD1186
Job:	H_ATKINS_LDC-335	**Customer:**	Atkins Global Ltd	**Report Number:**	312613
Client Reference:	POS	**Attention:**	Alex Mann	**Superseded Report:**	

Results Legend

#	ISO17025 accredited.
M	*m*CERTS accredited.
aq	Aqueous / settled sample.
diss.filt	Dissolved / filtered sample.
tot.unfilt	Total / unfiltered sample.
*	Subcontracted test.
**	% recovery of the surrogate standard to check the efficiency of the method. The results of individual compounds within samples aren't corrected for the recovery
(F)	Trigger breach confirmed
1-5&+§@	Sample deviation (see appendix)

Component	LOD/Units	Method	Customer Sample R	POS 85	POS 85	POS 86	POS 87	POS 87	POS 88
			Depth (m)	2.50 - 2.50	3.50 - 3.50	0.50 - 0.50	0.50 - 0.50	1.50 - 1.50	0.50 - 0.50
			Sample Type	Soil/Solid	Soil/Solid	Soil/Solid	Soil/Solid	Soil/Solid	Soil/Solid
			Date Sampled	15/04/2015	15/04/2015	15/04/2015	15/04/2015	15/04/2015	15/04/2015
			Sample Time	.	.	.	.	.	.
			Date Received	17/04/2015	17/04/2015	17/04/2015	17/04/2015	17/04/2015	17/04/2015
			SDG Ref	150417-125	150417-125	150417-125	150417-125	150417-125	150417-125
			Lab Sample No.(s)	11205999	11206003	11206024	11206045	11206050	11206028
			AGS Reference						
Moisture Content Ratio (% of as received sample)	%	PM024		14	9.3	8.9	8.8	9.6	9.7
pH	1 pH Units	TM133		6.48 M	6.04 #	6.7 M	6.6 M	6.5 M	6.36 M
Arsenic	<0.6 mg/kg	TM181		12.8 M	11.7 #	14.1 M	10.1 M	10.5 M	32.2 M
Cadmium	<0.02 mg/kg	TM181		0.362 M	0.305 #	0.43 M	0.283 M	0.81 M	0.876 M
Chromium	<0.9 mg/kg	TM181		15.6 M	11.8 #	13.2 M	12.7 M	13.8 M	14.1 M
Copper	<1.4 mg/kg	TM181		26.6 M	11.7 #	24.6 M	16.6 M	<14 M	109 M
Lead	<0.7 mg/kg	TM181		17.1 M	9.83 #	17.7 M	17.2 M	14.8 M	54.9 M
Mercury	<0.14 mg/kg	TM181		<0.14 M	<0.14 #	<0.14 M	<0.14 M	<0.14 M	<0.14 M
Nickel	<0.2 mg/kg	TM181		20.7 M	23.9 #	24.7 M	22.7 M	34 M	32.1 M
Selenium	<1 mg/kg	TM181		<1 #	<1 #	<1 #	<1 #	<10 #	<1 #
Vanadium	<0.2 mg/kg	TM181		18.9 #	13 #	16.6 #	18.7 #	21 #	20.6 #
Zinc	<1.9 mg/kg	TM181		62.5 M	61.7 #	81.9 M	68.8 M	69.7 M	178 M

CERTIFICATE OF ANALYSIS

SDG:	150417-125	**Location:**	Coed Darcy	**Order Number:**	CD1186
Job:	H_ATKINS_LDC-335	**Customer:**	Atkins Global Ltd	**Report Number:**	312613
Client Reference:	POS	**Attention:**	Alex Mann	**Superseded Report:**	

Results Legend

#	ISO17025 accredited.
M	*m*CERTS accredited.
aq	Aqueous / settled sample.
diss.filt	Dissolved / filtered sample.
tot.unfilt	Total / unfiltered sample.
*	Subcontracted test.
**	% recovery of the surrogate standard to check the efficiency of the method. The results of individual compounds within samples aren't corrected for the recovery
(F)	Trigger breach confirmed
1-5&+§@	Sample deviation (see appendix)

Component	LOD/Units	Method	Customer Sample R	POS 88	POS 88	POS 88	POS 89	POS 89	POS 89
			Depth (m)	1.50 - 1.50	2.50 - 2.50	3.50 - 3.50	0.50 - 0.50	1.50 - 1.50	2.50 - 2.50
			Sample Type	Soil/Solid	Soil/Solid	Soil/Solid	Soil/Solid	Soil/Solid	Soil/Solid
			Date Sampled	15/04/2015	15/04/2015	16/04/2015	15/04/2015	15/04/2015	15/04/2015
			Sample Time	.	.	.	.	.	.
			Date Received	17/04/2015	17/04/2015	17/04/2015	17/04/2015	17/04/2015	17/04/2015
			SDG Ref	150417-125	150417-125	150417-125	150417-125	150417-125	150417-125
			Lab Sample No.(s)	11206037	11206041	11205710	11206007	11206011	11206015
			AGS Reference						
Moisture Content Ratio (% of as received sample)	%	PM024		10	12	14	11	13	15
Soil Organic Matter (SOM)	<0.35 %	TM132					1.79 #		
pH	1 pH Units	TM133		5.84 M	5.94 M	5.45 M	7.49 M	6.95 M	5.06 M
Arsenic	<0.6 mg/kg	TM181		9.43 M	7.09 M	4.39 M	13.9 M	9.94 M	9.23 M
Cadmium	<0.02 mg/kg	TM181		0.461 M	0.454 M	0.338 M	0.49 M	0.274 M	0.439 M
Chromium	<0.9 mg/kg	TM181		12.5 M	15.1 M	12.2 M	14.3 M	15.2 M	13.6 M
Copper	<1.4 mg/kg	TM181		14.2 M	15.6 M	15 M	23.4 M	22.1 M	15.1 M
Lead	<0.7 mg/kg	TM181		13.6 M	12.5 M	14.5 M	17.6 M	12.7 M	11 M
Mercury	<0.14 mg/kg	TM181		<0.14 M	<0.14 M	<0.14 M	<0.14 M	<0.14 M	<0.14 M
Nickel	<0.2 mg/kg	TM181		19.6 M	26.1 M	25.2 M	26.9 M	24.1 M	19.9 M
Selenium	<1 mg/kg	TM181		<1 #	<1 #	<1 #	<1 #	<1 #	<1 #
Vanadium	<0.2 mg/kg	TM181		13.9 #	20.3 #	16.1 #	21.5 #	18.3 #	16.1 #
Zinc	<1.9 mg/kg	TM181		47.7 M	64.3 M	66.9 M	87.2 M	62.9 M	59.3 M

CERTIFICATE OF ANALYSIS

SDG:	150417-125	**Location:**	Coed Darcy	**Order Number:**	CD1186
Job:	H_ATKINS_LDC-335	**Customer:**	Atkins Global Ltd	**Report Number:**	312613
Client Reference:	POS	**Attention:**	Alex Mann	**Superseded Report:**	

Results Legend

#	ISO17025 accredited.
M	*m*CERTS accredited.
aq	Aqueous / settled sample.
diss.filt	Dissolved / filtered sample.
tot.unfilt	Total / unfiltered sample.
*	Subcontracted test.
**	% recovery of the surrogate standard to check the efficiency of the method. The results of individual compounds within samples aren't corrected for the recovery
(F)	Trigger breach confirmed
1-5&+§@	Sample deviation (see appendix)

Component	LOD/Units	Method	Customer Sample R	POS 89	POS 90	POS 90	POS 90	POS 90	POS 91
			Depth (m)	3.50 - 3.50	0.50 - 0.50	1.50 - 1.50	2.50 - 2.50	4.50 - 4.50	0.50 - 0.50
			Sample Type	Soil/Solid	Soil/Solid	Soil/Solid	Soil/Solid	Soil/Solid	Soil/Solid
			Date Sampled	15/04/2015	15/04/2015	15/04/2015	15/04/2015	15/04/2015	15/04/2015
			Sample Time	.	.	.	.	.	.
			Date Received	17/04/2015	17/04/2015	17/04/2015	17/04/2015	17/04/2015	17/04/2015
			SDG Ref	150417-125	150417-125	150417-125	150417-125	150417-125	150417-125
			Lab Sample No.(s)	11206019	11206065	11206069	11206073	11206078	11206059
			AGS Reference						
Moisture Content Ratio (% of as received sample)	%	PM024		9.9	7.7	9.5	18	11	12
Soil Organic Matter (SOM)	<0.35 %	TM132		1.72 #			2.16 #		
pH	1 pH Units	TM133		5.98 M	7.4 M	6.8 M	6.23 M	6.32 M	7 M
Arsenic	<0.6 mg/kg	TM181		8.08 M	9.77 M	17.7 M	3.59 M	11.4 M	14.2 M
Cadmium	<0.02 mg/kg	TM181		0.358 M	0.248 M	0.374 M	0.274 M	0.678 M	0.372 M
Chromium	<0.9 mg/kg	TM181		14.5 M	11.9 M	13.7 M	13.6 M	17.7 M	15.5 M
Copper	<1.4 mg/kg	TM181		17.7 M	9.28 M	23.2 M	16.9 M	21.3 M	39.7 M
Lead	<0.7 mg/kg	TM181		15.6 M	8.51 M	14.3 M	12 M	22.1 M	18.3 M
Mercury	<0.14 mg/kg	TM181		<0.14 M	<0.14 M	<0.14 M	<0.14 M	<0.14 M	<0.14 M
Nickel	<0.2 mg/kg	TM181		31.4 M	24.9 M	23.8 M	27 M	32.9 M	34 M
Selenium	<1 mg/kg	TM181		<1 #	<1 #	<1 #	<1 #	<10 #	<1 #
Vanadium	<0.2 mg/kg	TM181		15.4 #	17.1 #	17.6 #	19.3 #	24.3 #	17.2 #
Zinc	<1.9 mg/kg	TM181		105 M	62.3 M	76.9 M	69 M	82.8 M	119 M

CERTIFICATE OF ANALYSIS

SDG:	150417-125	**Location:**	Coed Darcy	**Order Number:**	CD1186
Job:	H_ATKINS_LDC-335	**Customer:**	Atkins Global Ltd	**Report Number:**	312613
Client Reference:	POS	**Attention:**	Alex Mann	**Superseded Report:**	

Results Legend

#	ISO17025 accredited.
M	*m*CERTS accredited.
aq	Aqueous / settled sample.
diss.filt	Dissolved / filtered sample.
tot.unfilt	Total / unfiltered sample.
*	Subcontracted test.
**	% recovery of the surrogate standard to check the efficiency of the method. The results of individual compounds within samples aren't corrected for the recovery
(F)	Trigger breach confirmed
1-5&+§@	Sample deviation (see appendix)

Component	LOD/Units	Method	Customer Sample R	POS 92	POS 92	POS 93	POS 93	POS 94	POS 94
			Depth (m)	0.50 - 0.50	1.50 - 1.50	0.50 - 0.50	2.00 - 2.00	0.50 - 0.50	1.50 - 1.50
			Sample Type	Soil/Solid	Soil/Solid	Soil/Solid	Soil/Solid	Soil/Solid	Soil/Solid
			Date Sampled	16/04/2015	16/04/2015	15/04/2015	15/04/2015	16/04/2015	16/04/2015
			Sample Time	.	.	.	.	.	.
			Date Received	17/04/2015	17/04/2015	17/04/2015	17/04/2015	17/04/2015	17/04/2015
			SDG Ref	150417-125	150417-125	150417-125	150417-125	150417-125	150417-125
			Lab Sample No.(s)	11205615	11205619	11206087	11206094	11206100	11206104
			AGS Reference						
Moisture Content Ratio (% of as received sample)	%	PM024		19	13	13	11	11	12
Soil Organic Matter (SOM)	<0.35 %	TM132						4.12 #	
pH	1 pH Units	TM133		6.46 M	6.24 #	6.23 M	6.34 M	6.67 M	6.97 M
Arsenic	<0.6 mg/kg	TM181		17.9 M	19.5 #	38.9 M	23.3 M	24.1 M	19.6 M
Cadmium	<0.02 mg/kg	TM181		0.505 M	1.54 #	1.15 M	0.612 M	0.874 M	0.451 M
Chromium	<0.9 mg/kg	TM181		16 M	17.8 #	13.8 M	13.6 M	14.6 M	14.4 M
Copper	<1.4 mg/kg	TM181		36.1 M	19.1 #	51.3 M	26.4 M	37.9 M	29.1 M
Lead	<0.7 mg/kg	TM181		23.2 M	25.3 #	48.7 M	28.2 M	40.1 M	26.1 M
Mercury	<0.14 mg/kg	TM181		<0.14 M	<0.14 #	<0.14 M	<0.14 M	<0.14 M	<0.14 M
Nickel	<0.2 mg/kg	TM181		33.6 M	48 #	39 M	29.8 M	32.7 M	32.1 M
Selenium	<1 mg/kg	TM181		<1 #	<10 #	<10 #	<1 #	<1 #	<1 #
Vanadium	<0.2 mg/kg	TM181		21.3 #	23.5 #	18.7 #	16.4 #	21.5 #	17.2 #
Zinc	<1.9 mg/kg	TM181		146 M	151 #	115 M	97.9 M	112 M	98 M

CERTIFICATE OF ANALYSIS

SDG:	150417-125	**Location:**	Coed Darcy	**Order Number:**	CD1186
Job:	H_ATKINS_LDC-335	**Customer:**	Atkins Global Ltd	**Report Number:**	312613
Client Reference:	POS	**Attention:**	Alex Mann	**Superseded Report:**	

Results Legend

#	ISO17025 accredited.
M	*m*CERTS accredited.
aq	Aqueous / settled sample.
diss.filt	Dissolved / filtered sample.
tot.unfilt	Total / unfiltered sample.
*	Subcontracted test.
**	% recovery of the surrogate standard to check the efficiency of the method. The results of individual compounds within samples aren't corrected for the recovery
(F)	Trigger breach confirmed
1-5&+§@	Sample deviation (see appendix)

Component	LOD/Units	Method	Customer Sample R	POS 94	POS 95	POS 95	POS 95	POS 95	POS 95
			Depth (m)	3.00 - 3.00	0.50 - 0.50	1.50 - 1.50	2.50 - 2.50	3.50 - 3.50	4.50 - 4.50
			Sample Type	Soil/Solid	Soil/Solid	Soil/Solid	Soil/Solid	Soil/Solid	Soil/Solid
			Date Sampled	16/04/2015	16/04/2015	16/04/2015	16/04/2015	16/04/2015	16/04/2015
			Sample Time	.	.	.	.	.	.
			Date Received	17/04/2015	17/04/2015	17/04/2015	17/04/2015	17/04/2015	17/04/2015
			SDG Ref	150417-125	150417-125	150417-125	150417-125	150417-125	150417-125
			Lab Sample No.(s)	11206109	11205560	11205565	11205571	11205576	11205582
			AGS Reference						
Moisture Content Ratio (% of as received sample)	%	PM024		23	14	13	16	17	6.6
Soil Organic Matter (SOM)	<0.35 %	TM132				3.5 #			0.7 #
pH	1 pH Units	TM133		6.2 M	6.98 M	6.11 M	7.12 M	6.62 M	5.49 #
Arsenic	<0.6 mg/kg	TM181		21.8 M	19 M	23.4 M	28.4 M	13.7 M	12.1 #
Cadmium	<0.02 mg/kg	TM181		1.44 M	0.665 M	0.637 M	1.87 M	1 M	0.463 #
Chromium	<0.9 mg/kg	TM181		16.1 M	13.3 M	14.6 M	19.5 M	16.7 M	14.8 #
Copper	<1.4 mg/kg	TM181		37.7 M	32 M	40.4 M	53.4 M	20.4 M	<14 #
Lead	<0.7 mg/kg	TM181		103 M	30.4 M	30.3 M	131 M	16 M	25.1 #
Mercury	<0.14 mg/kg	TM181		<0.14 M	<0.14 M	<0.14 M	<1.4 M	<0.14 M	<0.14 #
Nickel	<0.2 mg/kg	TM181		33.5 M	27.4 M	30.1 M	35.5 M	19.7 M	29.1 #
Selenium	<1 mg/kg	TM181		<10 #	<1 #	<1 #	<10 #	<1 #	<10 #
Vanadium	<0.2 mg/kg	TM181		20.2 #	16.4 #	19.8 #	26.7 #	24.2 #	16.5 #
Zinc	<1.9 mg/kg	TM181		139 M	98.8 M	110 M	204 M	126 M	76 #

CERTIFICATE OF ANALYSIS

SDG:	150417-125	**Location:**	Coed Darcy	**Order Number:**	CD1186
Job:	H_ATKINS_LDC-335	**Customer:**	Atkins Global Ltd	**Report Number:**	312613
Client Reference:	POS	**Attention:**	Alex Mann	**Superseded Report:**	

Results Legend

#	ISO17025 accredited.
M	*m*CERTS accredited.
aq	Aqueous / settled sample.
diss.filt	Dissolved / filtered sample.
tot.unfilt	Total / unfiltered sample.
*	Subcontracted test.
**	% recovery of the surrogate standard to check the efficiency of the method. The results of individual compounds within samples aren't corrected for the recovery
(F)	Trigger breach confirmed
1-5&+§@	Sample deviation (see appendix)

Component	LOD/Units	Method	Customer Sample R	POS 96	POS 96	POS 96	POS 96	POS 97	POS 97
			Depth (m)	0.50 - 0.50	1.50 - 1.50	2.50 - 2.50	3.50 - 3.50	0.50 - 0.50	2.00 - 2.00
			Sample Type	Soil/Solid	Soil/Solid	Soil/Solid	Soil/Solid	Soil/Solid	Soil/Solid
			Date Sampled	16/04/2015	16/04/2015	16/04/2015	16/04/2015	16/04/2015	16/04/2015
			Sample Time	.	.	.	.	.	.
			Date Received	17/04/2015	17/04/2015	17/04/2015	17/04/2015	17/04/2015	17/04/2015
			SDG Ref	150417-125	150417-125	150417-125	150417-125	150417-125	150417-125
			Lab Sample No.(s)	11205514	11205520	11205524	11205529	11206114	11206122
			AGS Reference						
Moisture Content Ratio (% of as received sample)	%	PM024		9.7	12	13	11	12	11
Soil Organic Matter (SOM)	<0.35 %	TM132				3.05 #		2.74 #	
pH	1 pH Units	TM133		7.04 M	6.29 M	5.19 M	6.79 M	6.59 M	7.03 M
Arsenic	<0.6 mg/kg	TM181		20.1 M	19.5 M	35.9 M	12.9 M	21.8 M	20.4 M
Cadmium	<0.02 mg/kg	TM181		0.461 M	0.589 M	1.48 M	0.46 M	1.18 M	0.541 M
Chromium	<0.9 mg/kg	TM181		13.9 M	17 M	17.9 M	13.9 M	14.8 M	14.9 M
Copper	<1.4 mg/kg	TM181		30.8 M	30.5 M	59.3 M	20.3 M	39.4 M	31 M
Lead	<0.7 mg/kg	TM181		30.2 M	27.7 M	42.3 M	54.5 M	36 M	31.6 M
Mercury	<0.14 mg/kg	TM181		<0.14 M	<0.14 M	<1.4 M	<0.14 M	<0.14 M	<0.14 M
Nickel	<0.2 mg/kg	TM181		32.4 M	39.1 M	32.2 M	28.5 M	39.6 M	34.7 M
Selenium	<1 mg/kg	TM181		<1 #	<1 #	<10 #	<1 #	<10 #	<1 #
Vanadium	<0.2 mg/kg	TM181		17.2 #	20.1 #	23.4 #	15.3 #	19.3 #	18.2 #
Zinc	<1.9 mg/kg	TM181		101 M	107 M	95.9 M	79.4 M	117 M	101 M

CERTIFICATE OF ANALYSIS

SDG:	150417-125	**Location:**	Coed Darcy	**Order Number:**	CD1186
Job:	H_ATKINS_LDC-335	**Customer:**	Atkins Global Ltd	**Report Number:**	312613
Client Reference:	POS	**Attention:**	Alex Mann	**Superseded Report:**	

Results Legend

#	ISO17025 accredited.
M	*m*CERTS accredited.
aq	Aqueous / settled sample.
diss.filt	Dissolved / filtered sample.
tot.unfilt	Total / unfiltered sample.
*	Subcontracted test.
**	% recovery of the surrogate standard to check the efficiency of the method. The results of individual compounds within samples aren't corrected for the recovery
(F)	Trigger breach confirmed
1-5&+§@	Sample deviation (see appendix)

Component	LOD/Units	Method	Customer Sample R	POS 97	POS 98	POS 98	POS 99	POS 99	POS 100
			Depth (m)	3.50 - 3.50	0.50 - 0.50	1.50 - 1.50	0.50 - 0.50	1.50 - 1.50	0.50 - 0.50
			Sample Type	Soil/Solid	Soil/Solid	Soil/Solid	Soil/Solid	Soil/Solid	Soil/Solid
			Date Sampled	16/04/2015	16/04/2015	16/04/2015	16/04/2015	16/04/2015	16/04/2015
			Sample Time	.	.	.	.	.	.
			Date Received	17/04/2015	17/04/2015	17/04/2015	17/04/2015	17/04/2015	17/04/2015
			SDG Ref	150417-125	150417-125	150417-125	150417-125	150417-125	150417-125
			Lab Sample No.(s)	11206128	11206140	11206150	11205496	11205502	11205506
			AGS Reference						
Moisture Content Ratio (% of as received sample)	%	PM024		13	12	5.5	8.2	9	15
Soil Organic Matter (SOM)	<0.35 %	TM132				0.564 #			4.76 #
pH	1 pH Units	TM133		5.63 M	6.62 M	6.77 M	6.53 M	6.7 M	7.13 M
Arsenic	<0.6 mg/kg	TM181		25 M	14.4 M	7.88 M	14.7 M	7.99 M	23.9 M
Cadmium	<0.02 mg/kg	TM181		0.588 M	0.869 M	0.243 M	1.63 M	0.296 M	1.32 M
Chromium	<0.9 mg/kg	TM181		14.9 M	16.2 M	11.1 M	17.5 M	15 M	16.6 M
Copper	<1.4 mg/kg	TM181		45.6 M	21.9 M	9.13 M	20.1 M	13.2 M	41.8 M
Lead	<0.7 mg/kg	TM181		31.4 M	30.5 M	14.7 M	24.2 M	9.17 M	99.6 M
Mercury	<0.14 mg/kg	TM181		<0.14 M	<0.14 M	<0.14 M	<1.4 M	<0.14 M	<1.4 M
Nickel	<0.2 mg/kg	TM181		27 M	23.2 M	27.8 M	37 M	30.9 M	43.6 M
Selenium	<1 mg/kg	TM181		<1 #	<1 #	<1 #	<10 #	<1 #	<10 #
Vanadium	<0.2 mg/kg	TM181		17.9 #	20.3 #	13.4 #	26.3 #	17.4 #	21.6 #
Zinc	<1.9 mg/kg	TM181		92.8 M	140 M	56.2 M	122 M	71.6 M	142 M

CERTIFICATE OF ANALYSIS

SDG:	150417-125	**Location:**	Coed Darcy	**Order Number:**	CD1186
Job:	H_ATKINS_LDC-335	**Customer:**	Atkins Global Ltd	**Report Number:**	312613
Client Reference:	POS	**Attention:**	Alex Mann	**Superseded Report:**	

Results Legend

#	ISO17025 accredited.
M	*m*CERTS accredited.
aq	Aqueous / settled sample.
diss.filt	Dissolved / filtered sample.
tot.unfilt	Total / unfiltered sample.
*	Subcontracted test.
**	% recovery of the surrogate standard to check the efficiency of the method. The results of individual compounds within samples aren't corrected for the recovery
(F)	Trigger breach confirmed
1-5&+§@	Sample deviation (see appendix)

Component	LOD/Units	Method	Customer Sample R	POS 100	POS 101	POS 101	POS 101	POS 101	POS 102
			Depth (m)	1.50 - 1.50	0.50 - 0.50	1.50 - 1.50	3.00 - 3.00	4.50 - 4.50	0.50 - 0.50
			Sample Type	Soil/Solid	Soil/Solid	Soil/Solid	Soil/Solid	Soil/Solid	Soil/Solid
			Date Sampled	16/04/2015	16/04/2015	16/04/2015	16/04/2015	16/04/2015	16/04/2015
			Sample Time	.	.	.	.	.	.
			Date Received	17/04/2015	17/04/2015	17/04/2015	17/04/2015	17/04/2015	17/04/2015
			SDG Ref	150417-125	150417-125	150417-125	150417-125	150417-125	150417-125
			Lab Sample No.(s)	11205510	11205536	11205541	11205551	11205556	11205586
			AGS Reference						
Moisture Content Ratio (% of as received sample)	%	PM024		13	12	11	10	7.3	11
Soil Organic Matter (SOM)	<0.35 %	TM132					1.68 #		
pH	1 pH Units	TM133		6.63 M	6.44 M	6.38 M	6.54 M	4.9 #	7.12 M
Arsenic	<0.6 mg/kg	TM181		12.5 M	18.8 M	21.2 M	13.4 M	6.18 #	16.8 M
Cadmium	<0.02 mg/kg	TM181		0.859 M	0.476 M	0.62 M	0.55 M	0.36 #	0.539 M
Chromium	<0.9 mg/kg	TM181		15.4 M	13.1 M	14.7 M	15.7 M	21.7 #	13.9 M
Copper	<1.4 mg/kg	TM181		14.1 M	27.3 M	39.2 M	24.8 M	40 #	38.6 M
Lead	<0.7 mg/kg	TM181		16.8 M	22.4 M	32.5 M	72.4 M	18.9 #	21.7 M
Mercury	<0.14 mg/kg	TM181		<1.4 M	<0.14 M	<0.14 M	<0.14 M	<0.14 #	<0.14 M
Nickel	<0.2 mg/kg	TM181		42.5 M	29.9 M	30.9 M	29.2 M	48.5 #	34.4 M
Selenium	<1 mg/kg	TM181		<10 #	<1 #	<1 #	<1 #	<1 #	<1 #
Vanadium	<0.2 mg/kg	TM181		20.8 #	16.2 #	17.4 #	16.3 #	19.1 #	17.2 #
Zinc	<1.9 mg/kg	TM181		88 M	94.8 M	105 M	94.8 M	105 #	129 M

CERTIFICATE OF ANALYSIS

SDG:	150417-125	**Location:**	Coed Darcy	**Order Number:**	CD1186
Job:	H_ATKINS_LDC-335	**Customer:**	Atkins Global Ltd	**Report Number:**	312613
Client Reference:	POS	**Attention:**	Alex Mann	**Superseded Report:**	

Results Legend

#	ISO17025 accredited.
M	*m*CERTS accredited.
aq	Aqueous / settled sample.
diss.filt	Dissolved / filtered sample.
tot.unfilt	Total / unfiltered sample.
*	Subcontracted test.
**	% recovery of the surrogate standard to check the efficiency of the method. The results of individual compounds within samples aren't corrected for the recovery
(F)	Trigger breach confirmed
1-5&+§@	Sample deviation (see appendix)

Component	LOD/Units	Method	Customer Sample R	POS 102	POS 102	POS 102	POS 103	POS 103	POS 104
			Depth (m)	2.00 - 2.00	3.50 - 3.50	4.50 - 4.50	0.50 - 0.50	1.50 - 1.50	0.50 - 0.50
			Sample Type	Soil/Solid	Soil/Solid	Soil/Solid	Soil/Solid	Soil/Solid	Soil/Solid
			Date Sampled	16/04/2015	16/04/2015	16/04/2015	16/04/2015	16/04/2015	16/04/2015
			Sample Time	.	.	.	.	.	.
			Date Received	17/04/2015	17/04/2015	17/04/2015	17/04/2015	17/04/2015	17/04/2015
			SDG Ref	150417-125	150417-125	150417-125	150417-125	150417-125	150417-125
			Lab Sample No.(s)	11205593	11205598	11205611	11205624	11205628	11205632
			AGS Reference						
Moisture Content Ratio (% of as received sample)	%	PM024		11	18	11	12	17	18
Soil Organic Matter (SOM)	<0.35 %	TM132				1.81 #		1.78 #	
pH	1 pH Units	TM133		6.44 M	6.34 M	6.79 M	6.28 M	7.1 M	6.48 M
Arsenic	<0.6 mg/kg	TM181		13.3 M	11.3 M	10.3 M	12.8 M	24 M	9.57 M
Cadmium	<0.02 mg/kg	TM181		0.958 M	0.884 M	0.216 M	0.394 M	1.58 M	0.302 M
Chromium	<0.9 mg/kg	TM181		15 M	14.4 M	13.9 M	13.3 M	16.4 M	13 M
Copper	<1.4 mg/kg	TM181		22.6 M	14.8 M	11.9 M	18 M	80.8 M	8.61 M
Lead	<0.7 mg/kg	TM181		59.6 M	12.7 M	18.2 M	36 M	23.1 M	15 M
Mercury	<0.14 mg/kg	TM181		2.55 M	<0.14 M	<0.14 M	<0.14 M	<0.14 M	<0.14 M
Nickel	<0.2 mg/kg	TM181		32.9 M	14.9 M	34.5 M	28.3 M	20.1 M	13.5 M
Selenium	<1 mg/kg	TM181		<1 #	<1 #	<1 #	<1 #	<1 #	<1 #
Vanadium	<0.2 mg/kg	TM181		16.6 #	21.2 #	18.2 #	12.9 #	23.5 #	18.6 #
Zinc	<1.9 mg/kg	TM181		110 M	119 M	94.8 M	77.2 M	136 M	69.8 M

CERTIFICATE OF ANALYSIS

SDG:	150417-125	**Location:**	Coed Darcy	**Order Number:**	CD1186
Job:	H_ATKINS_LDC-335	**Customer:**	Atkins Global Ltd	**Report Number:**	312613
Client Reference:	POS	**Attention:**	Alex Mann	**Superseded Report:**	

Results Legend

#	ISO17025 accredited.
M	*m*CERTS accredited.
aq	Aqueous / settled sample.
diss.filt	Dissolved / filtered sample.
tot.unfilt	Total / unfiltered sample.
*	Subcontracted test.
**	% recovery of the surrogate standard to check the efficiency of the method. The results of individual compounds within samples aren't corrected for the recovery
(F)	Trigger breach confirmed
1-5&+§@	Sample deviation (see appendix)

Component	LOD/Units	Method	Customer Sample R	POS 105	POS 105	POS 105	POS 106	POS 107	POS 108
			Depth (m)	0.50 - 0.50	1.50 - 1.50	2.50 - 2.50	0.50 - 0.50	0.50 - 0.50	0.50 - 0.50
			Sample Type	Soil/Solid	Soil/Solid	Soil/Solid	Soil/Solid	Soil/Solid	Soil/Solid
			Date Sampled	16/04/2015	16/04/2015	16/04/2015	16/04/2015	16/04/2015	16/04/2015
			Sample Time	.	.	.	.	.	.
			Date Received	17/04/2015	17/04/2015	17/04/2015	17/04/2015	17/04/2015	17/04/2015
			SDG Ref	150417-125	150417-125	150417-125	150417-125	150417-125	150417-125
			Lab Sample No.(s)	11205656	11205660	11205664	11205672	11205668	11205644
			AGS Reference						
Moisture Content Ratio (% of as received sample)	%	PM024		8	17	8.8	10	13	6.5
Soil Organic Matter (SOM)	<0.35 %	TM132			1.57 #		1.44 #		3.36 #
pH	1 pH Units	TM133		6.39 M	6.65 M	5.8 M	5.29 M	6.71 M	7.07 #
Arsenic	<0.6 mg/kg	TM181		10.5 M	11.9 M	9.71 M	13.6 M	33.5 M	111 #
Cadmium	<0.02 mg/kg	TM181		0.422 M	0.794 M	0.386 M	0.607 M	1.5 M	1.07 #
Chromium	<0.9 mg/kg	TM181		13 M	17.4 M	12.7 M	12.1 M	17 M	17.3 #
Copper	<1.4 mg/kg	TM181		14.9 M	18.8 M	14.9 M	38.8 M	72.1 M	1610 #
Lead	<0.7 mg/kg	TM181		12.9 M	15.6 M	12.5 M	18.4 M	51.1 M	192 #
Mercury	<0.14 mg/kg	TM181		<0.14 M	<0.14 M	<0.14 M	<0.14 M	<1.4 M	<0.14 #
Nickel	<0.2 mg/kg	TM181		24.8 M	26 M	25.6 M	25.1 M	31.3 M	56.2 #
Selenium	<1 mg/kg	TM181		<1 #	<1 #	<1 #	<1 #	<10 #	<10 #
Vanadium	<0.2 mg/kg	TM181		14 #	21.7 #	15.5 #	14.2 #	21.5 #	23.6 #
Zinc	<1.9 mg/kg	TM181		76.6 M	127 M	72.9 M	102 M	148 M	608 #

CERTIFICATE OF ANALYSIS

SDG:	150417-125	**Location:**	Coed Darcy	**Order Number:**	CD1186
Job:	H_ATKINS_LDC-335	**Customer:**	Atkins Global Ltd	**Report Number:**	312613
Client Reference:	POS	**Attention:**	Alex Mann	**Superseded Report:**	

Results Legend

#	ISO17025 accredited.
M	*m*CERTS accredited.
aq	Aqueous / settled sample.
diss.filt	Dissolved / filtered sample.
tot.unfilt	Total / unfiltered sample.
*	Subcontracted test.
**	% recovery of the surrogate standard to check the efficiency of the method. The results of individual compounds within samples aren't corrected for the recovery
(F)	Trigger breach confirmed
1-5&+§@	Sample deviation (see appendix)

Component	LOD/Units	Method	Customer Sample R	POS 108	POS 109	POS 109	POS 110	POS 110	POS 111
			Depth (m)	1.50 - 1.50	0.50 - 0.50	1.50 - 1.50	0.50 - 0.50	1.50 - 1.50	0.50 - 0.50
			Sample Type	Soil/Solid	Soil/Solid	Soil/Solid	Soil/Solid	Soil/Solid	Soil/Solid
			Date Sampled	16/04/2015	16/04/2015	16/04/2015	16/04/2015	16/04/2015	16/04/2015
			Sample Time	.	.	.	.	.	.
			Date Received	17/04/2015	17/04/2015	17/04/2015	17/04/2015	17/04/2015	17/04/2015
			SDG Ref	150417-125	150417-125	150417-125	150417-125	150417-125	150417-125
			Lab Sample No.(s)	11205648	11205636	11205640	11205676	11205680	11205688
			AGS Reference						
Moisture Content Ratio (% of as received sample)	%	PM024		8.6	10	14	9	8.3	15
Soil Organic Matter (SOM)	<0.35 %	TM132							1.56 #
pH	1 pH Units	TM133		6.63 M	6.91 M	6.54 M	6.89 M	6.96 M	7.16 M
Arsenic	<0.6 mg/kg	TM181		9.03 M	8.77 M	10.2 M	12 M	11 M	28.8 M
Cadmium	<0.02 mg/kg	TM181		0.403 M	0.246 M	0.4 M	0.283 M	0.255 M	1.37 M
Chromium	<0.9 mg/kg	TM181		20.8 M	14.4 M	17.2 M	16.8 M	17.4 M	14.5 M
Copper	<1.4 mg/kg	TM181		55.1 M	24 M	15.1 M	61 M	43.3 M	60.7 M
Lead	<0.7 mg/kg	TM181		22.6 M	17.6 M	22.7 M	17.7 M	26.2 M	50.7 M
Mercury	<0.14 mg/kg	TM181		<0.14 M	<0.14 M	<0.14 M	<0.14 M	<0.14 M	<0.14 M
Nickel	<0.2 mg/kg	TM181		43.4 M	31 M	24.8 M	32.6 M	34.7 M	27.9 M
Selenium	<1 mg/kg	TM181		<1 #	<1 #	<1 #	<1 #	<1 #	<10 #
Vanadium	<0.2 mg/kg	TM181		19 #	13.4 #	19.2 #	14.1 #	17.6 #	19.5 #
Zinc	<1.9 mg/kg	TM181		103 M	76.2 M	93.8 M	95.8 M	104 M	152 M

CERTIFICATE OF ANALYSIS

SDG:	150417-125	**Location:**	Coed Darcy	**Order Number:**	CD1186
Job:	H_ATKINS_LDC-335	**Customer:**	Atkins Global Ltd	**Report Number:**	312613
Client Reference:	POS	**Attention:**	Alex Mann	**Superseded Report:**	

Results Legend

#	ISO17025 accredited.
M	*m*CERTS accredited.
aq	Aqueous / settled sample.
diss.filt	Dissolved / filtered sample.
tot.unfilt	Total / unfiltered sample.
*	Subcontracted test.
**	% recovery of the surrogate standard to check the efficiency of the method. The results of individual compounds within samples aren't corrected for the recovery
(F)	Trigger breach confirmed
1-5&+§@	Sample deviation (see appendix)

Component	LOD/Units	Method	Customer Sample R	POS 112	POS 113	POS 114	POS 114		
			Depth (m)	0.50 - 0.50	0.30 - 0.30	0.50 - 0.50	1.50 - 1.50		
			Sample Type	Soil/Solid	Soil/Solid	Soil/Solid	Soil/Solid		
			Date Sampled	16/04/2015	16/04/2015	16/04/2015	16/04/2015		
			Sample Time	.	.	.	.		
			Date Received	17/04/2015	17/04/2015	17/04/2015	17/04/2015		
			SDG Ref	150417-125	150417-125	150417-125	150417-125		
			Lab Sample No.(s)	11205684	11205693	11205702	11205706		
			AGS Reference						
Moisture Content Ratio (% of as received sample)	%	PM024		7.9	8.3	7.3	14		
Soil Organic Matter (SOM)	<0.35 %	TM132					1.97 #		
pH	1 pH Units	TM133		7.71 M	5.7 M	6.65 M	6.48 M		
Arsenic	<0.6 mg/kg	TM181		9.09 M	23.4 M	14.9 M	20.1 M		
Cadmium	<0.02 mg/kg	TM181		0.28 M	0.949 M	0.589 M	0.981 M		
Chromium	<0.9 mg/kg	TM181		13.2 M	13.8 M	14.8 M	12.4 M		
Copper	<1.4 mg/kg	TM181		26.3 M	43.8 M	28.7 M	35.8 M		
Lead	<0.7 mg/kg	TM181		18.9 M	24.4 M	20.6 M	21.5 M		
Mercury	<0.14 mg/kg	TM181		<0.14 M	<0.14 M	<0.14 M	<0.14 M		
Nickel	<0.2 mg/kg	TM181		29.5 M	27.5 M	30.9 M	19.8 M		
Selenium	<1 mg/kg	TM181		<1 #	<1 #	<1 #	<1 #		
Vanadium	<0.2 mg/kg	TM181		14.7 #	19 #	16.1 #	19.6 #		
Zinc	<1.9 mg/kg	TM181		68.2 M	105 M	99.4 M	143 M		

CERTIFICATE OF ANALYSIS

SDG:	150417-125	**Location:**	Coed Darcy	**Order Number:**	CD1186
Job:	H_ATKINS_LDC-335	**Customer:**	Atkins Global Ltd	**Report Number:**	312613
Client Reference:	POS	**Attention:**	Alex Mann	**Superseded Report:**	

PAH by GCMS

Results Legend	
#	ISO17025 accredited.
M	*m*CERTS accredited.
aq	Aqueous / settled sample.
diss.filt	Dissolved / filtered sample.
tot.unfilt	Total / unfiltered sample.
*	Subcontracted test.
**	% recovery of the surrogate standard to check the efficiency of the method. The results of individual compounds within samples aren't corrected for the recovery
(F)	Trigger breach confirmed
1-5&+§@	Sample deviation (see appendix)

Component	LOD/Units	Method	Customer Sample R	POS 58	POS 58	POS 58	POS 59	POS 66	POS 66
			Depth (m)	0.50 - 0.50	1.50 - 1.50	2.50 - 2.50	0.50 - 0.50	0.50 - 0.50	1.60 - 1.60
			Sample Type	Soil/Solid	Soil/Solid	Soil/Solid	Soil/Solid	Soil/Solid	Soil/Solid
			Date Sampled	15/04/2015	15/04/2015	15/04/2015	15/04/2015	14/04/2015	14/04/2015
			Sample Time	.	.	.	.	.	.
			Date Received	17/04/2015	17/04/2015	17/04/2015	17/04/2015	17/04/2015	17/04/2015
			SDG Ref	150417-125	150417-125	150417-125	150417-125	150417-125	150417-125
			Lab Sample No.(s)	11205960	11205965	11205971	11206054	11206083	11205491
			AGS Reference						
Naphthalene-d8 % recovery**	%	TM218		117	97.5	89.5	103	107	96.3
Acenaphthene-d10 % recovery**	%	TM218		120	96.9	86.4	104	103	94.7
Phenanthrene-d10 % recovery**	%	TM218		118	99.7	86.5	106	102	96.3
Chrysene-d12 % recovery**	%	TM218		106	90.7	77.3	100	108	88.5
Perylene-d12 % recovery**	%	TM218		100	92.7	78	112	108	87.4
Naphthalene	<9 µg/kg	TM218		54.1 ♦ M	48.2 ♦ M	158 ♦ M	<9 ♦ M	40.7 @ M	<9 @ M
Acenaphthylene	<12 µg/kg	TM218		21.9 ♦ M	<12 ♦ M	<12 ♦ M	<12 ♦ M	<12 @ M	<12 @ M
Acenaphthene	<8 µg/kg	TM218		<8 ♦ M	<8 ♦ M	10.4 ♦ M	<8 ♦ M	<8 @ M	<8 @ M
Fluorene	<10 µg/kg	TM218		<10 ♦ M	<10 ♦ M	17.6 ♦ M	<10 ♦ M	<10 @ M	<10 @ M
Phenanthrene	<15 µg/kg	TM218		223 ♦ M	153 ♦ M	142 ♦ M	<15 ♦ M	634 @ M	57.1 @ M
Anthracene	<16 µg/kg	TM218		<16 ♦ M	<16 ♦ M	<16 ♦ M	<16 ♦ M	<16 @ M	<16 @ M
Fluoranthene	<17 µg/kg	TM218		67.3 ♦ M	69.6 ♦ M	26.9 ♦ M	<17 ♦ M	47.7 @ M	<17 @ M
Pyrene	<15 µg/kg	TM218		43.1 ♦ M	64.2 ♦ M	19.3 ♦ M	<15 ♦ M	<15 @ M	<15 @ M
Benz(a)anthracene	<14 µg/kg	TM218		<14 ♦ M	<14 ♦ M	<14 ♦ M	<14 ♦ M	<14 @ M	<14 @ M
Chrysene	<10 µg/kg	TM218		124 ♦ M	103 ♦ M	23 ♦ M	<10 ♦ M	249 @ M	<10 @ M
Benzo(b)fluoranthene	<15 µg/kg	TM218		118 ♦ M	135 ♦ M	25.3 ♦ M	<15 ♦ M	231 @ M	25.7 @ M
Benzo(k)fluoranthene	<14 µg/kg	TM218		<14 ♦ M	29.8 ♦ M	<14 ♦ M	<14 ♦ M	<14 @ M	<14 @ M
Benzo(a)pyrene	<15 µg/kg	TM218		27 ♦ M	17.8 ♦ M	<15 ♦ M	<15 ♦ M	<15 @ M	<15 @ M
Indeno(1,2,3-cd)pyrene	<18 µg/kg	TM218		<18 ♦ M	<18 ♦ M	<18 ♦ M	<18 ♦ M	<18 @ M	<18 @ M
Dibenzo(a,h)anthracene	<23 µg/kg	TM218		<23 ♦ M	<23 ♦ M	<23 ♦ M	<23 ♦ M	<23 @ M	<23 @ M
Benzo(g,h,i)perylene	<24 µg/kg	TM218		<24 ♦ M	44.7 ♦ M	<24 ♦ M	<24 ♦ M	<24 @ M	<24 @ M
PAH, Total Detected USEPA 16	<118 µg/kg	TM218		678	666	422	<118	1200	<118

CERTIFICATE OF ANALYSIS

SDG:	150417-125	**Location:**	Coed Darcy	**Order Number:**	CD1186
Job:	H_ATKINS_LDC-335	**Customer:**	Atkins Global Ltd	**Report Number:**	312613
Client Reference:	POS	**Attention:**	Alex Mann	**Superseded Report:**	

PAH by GCMS

Results Legend	
#	ISO17025 accredited.
M	*m*CERTS accredited.
aq	Aqueous / settled sample.
diss.filt	Dissolved / filtered sample.
tot.unfilt	Total / unfiltered sample.
*	Subcontracted test.
**	% recovery of the surrogate standard to check the efficiency of the method. The results of individual compounds within samples aren't corrected for the recovery
(F)	Trigger breach confirmed
1-5&+§@	Sample deviation (see appendix)

Component	LOD/Units	Method	Customer Sample R	POS 66	POS 66	POS 67	POS 67	POS 67	POS 67
			Depth (m)	2.80 - 2.80	4.20 - 4.20	0.50 - 0.50	1.50 - 1.50	2.50 - 2.50	3.50 - 3.50
			Sample Type	Soil/Solid	Soil/Solid	Soil/Solid	Soil/Solid	Soil/Solid	Soil/Solid
			Date Sampled	14/04/2015	14/04/2015	14/04/2015	14/04/2015	14/04/2015	14/04/2015
			Sample Time	.	.	.	.	.	.
			Date Received	17/04/2015	17/04/2015	17/04/2015	17/04/2015	17/04/2015	17/04/2015
			SDG Ref	150417-125	150417-125	150417-125	150417-125	150417-125	150417-125
			Lab Sample No.(s)	11205545	11205603	11205885	11205937	11205987	11206032
			AGS Reference						
Naphthalene-d8 % recovery**	%	TM218		93.7	96.3	89.8	98	99.1	98.3
Acenaphthene-d10 % recovery**	%	TM218		92.7	95.6	88.5	98.3	99.2	97.8
Phenanthrene-d10 % recovery**	%	TM218		95.4	97.5	89.8	98.9	102	101
Chrysene-d12 % recovery**	%	TM218		92.8	93.5	80.9	97.5	99.6	95.2
Perylene-d12 % recovery**	%	TM218		97.6	95.1	83.1	101	106	99.3
Naphthalene	<9 µg/kg	TM218		30.4 @ M	162 @ M	46.4 @ M	280 @ M	703 @ M	745 @ M
Acenaphthylene	<12 µg/kg	TM218		<12 @ M	<12 @ M	<12 @ M	<12 @ M	<12 @ M	<12 @ M
Acenaphthene	<8 µg/kg	TM218		11.1 @ M	<8 @ M	<8 @ M	130 @ M	86.5 @ M	51.6 @ M
Fluorene	<10 µg/kg	TM218		25.5 @ M	20.4 @ M	<10 @ M	152 @ M	127 @ M	104 @ M
Phenanthrene	<15 µg/kg	TM218		62.2 @ M	154 @ M	107 @ M	370 @ M	296 @ M	263 @ M
Anthracene	<16 µg/kg	TM218		46 @ M	<16 @ M	<16 @ M	48.2 @ M	50.9 @ M	21.6 @ M
Fluoranthene	<17 µg/kg	TM218		160 @ M	<17 @ M	24.7 @ M	31.9 @ M	32.3 @ M	<17 @ M
Pyrene	<15 µg/kg	TM218		151 @ M	<15 @ M	23.4 @ M	26.4 @ M	39.1 @ M	<15 @ M
Benz(a)anthracene	<14 µg/kg	TM218		60.5 @ M	<14 @ M	<14 @ M	<14 @ M	<14 @ M	<14 @ M
Chrysene	<10 µg/kg	TM218		50.7 @ M	24.1 @ M	33.1 @ M	132 @ M	85.5 @ M	87.4 @ M
Benzo(b)fluoranthene	<15 µg/kg	TM218		96.7 @ M	48.8 @ M	47.1 @ M	68.8 @ M	44.8 @ M	57.6 @ M
Benzo(k)fluoranthene	<14 µg/kg	TM218		26.8 @ M	<14 @ M	<14 @ M	<14 @ M	<14 @ M	<14 @ M
Benzo(a)pyrene	<15 µg/kg	TM218		37.6 @ M	<15 @ M	<15 @ M	<15 @ M	<15 @ M	<15 @ M
Indeno(1,2,3-cd)pyrene	<18 µg/kg	TM218		28.9 @ M	<18 @ M	<18 @ M	<18 @ M	<18 @ M	<18 @ M
Dibenzo(a,h)anthracene	<23 µg/kg	TM218		<23 @ M	<23 @ M	<23 @ M	<23 @ M	<23 @ M	<23 @ M
Benzo(g,h,i)perylene	<24 µg/kg	TM218		36.2 @ M	<24 @ M	<24 @ M	<24 @ M	<24 @ M	<24 @ M
PAH, Total Detected USEPA 16	<118 µg/kg	TM218		824	409	281	1240	1460	1330

CERTIFICATE OF ANALYSIS

SDG:	150417-125	**Location:**	Coed Darcy	**Order Number:**	CD1186
Job:	H_ATKINS_LDC-335	**Customer:**	Atkins Global Ltd	**Report Number:**	312613
Client Reference:	POS	**Attention:**	Alex Mann	**Superseded Report:**	

PAH by GCMS

Results Legend	
#	ISO17025 accredited.
M	*m*CERTS accredited.
aq	Aqueous / settled sample.
diss.filt	Dissolved / filtered sample.
tot.unfilt	Total / unfiltered sample.
*	Subcontracted test.
**	% recovery of the surrogate standard to check the efficiency of the method. The results of individual compounds within samples aren't corrected for the recovery
(F)	Trigger breach confirmed
1-5&+§@	Sample deviation (see appendix)

Component	LOD/Units	Method	Customer Sample R	POS 68	POS 68	POS 68	POS 68	POS 69	POS 69
			Depth (m)	0.50 - 0.50	1.50 - 1.50	2.50 - 2.50	3.50 - 3.50	0.50 - 0.50	1.50 - 1.50
			Sample Type	Soil/Solid	Soil/Solid	Soil/Solid	Soil/Solid	Soil/Solid	Soil/Solid
			Date Sampled	14/04/2015	14/04/2015	14/04/2015	14/04/2015	14/04/2015	14/04/2015
			Sample Time	.	.	.	.	.	.
			Date Received	17/04/2015	17/04/2015	17/04/2015	17/04/2015	17/04/2015	17/04/2015
			SDG Ref	150417-125	150417-125	150417-125	150417-125	150417-125	150417-125
			Lab Sample No.(s)	11205487	11205737	11205786	11205833	11205747	11205751
			AGS Reference						
Naphthalene-d8 % recovery**	%	TM218		100	91.1	94	96.9	96.8	98.7
Acenaphthene-d10 % recovery**	%	TM218		99.4	87.6	91.2	94	96.7	96.4
Phenanthrene-d10 % recovery**	%	TM218		99.6	88.3	92.8	96.9	97.2	98.1
Chrysene-d12 % recovery**	%	TM218		90.2	81.3	85.9	90.9	91.3	89.4
Perylene-d12 % recovery**	%	TM218		89.6	79.6	85	89.4	89.7	88.4
Naphthalene	<9 µg/kg	TM218		116 @ M	36.4 @ M	75.4 @ #	48.5 @ M	22.9 @ M	27 @ M
Acenaphthylene	<12 µg/kg	TM218		13.5 @ M	<12 @ M	<12 @ #	<12 @ M	23 @ M	<12 @ M
Acenaphthene	<8 µg/kg	TM218		<8 @ M	<8 @ M	<8 @ #	15 @ M	105 @ M	<8 @ M
Fluorene	<10 µg/kg	TM218		<10 @ M	<10 @ M	<10 @ #	81.3 @ M	73.6 @ M	<10 @ M
Phenanthrene	<15 µg/kg	TM218		179 @ M	147 @ M	211 @ #	243 @ M	1100 @ M	264 @ M
Anthracene	<16 µg/kg	TM218		21.6 @ M	<16 @ M	<16 @ #	<16 @ M	270 @ M	<16 @ M
Fluoranthene	<17 µg/kg	TM218		115 @ M	<17 @ M	21.9 @ #	<17 @ M	1760 @ M	213 @ M
Pyrene	<15 µg/kg	TM218		92.5 @ M	<15 @ M	18.3 @ #	26.1 @ M	1530 @ M	161 @ M
Benz(a)anthracene	<14 µg/kg	TM218		78.7 @ M	<14 @ M	<14 @ #	<14 @ M	720 @ M	92.8 @ M
Chrysene	<10 µg/kg	TM218		99.3 @ M	65 @ M	83.3 @ #	45.7 @ M	851 @ M	218 @ M
Benzo(b)fluoranthene	<15 µg/kg	TM218		122 @ M	57.1 @ M	77.3 @ #	29.1 @ M	1050 @ M	208 @ M
Benzo(k)fluoranthene	<14 µg/kg	TM218		44 @ M	<14 @ M	<14 @ #	<14 @ M	377 @ M	57.4 @ M
Benzo(a)pyrene	<15 µg/kg	TM218		69.2 @ M	<15 @ M	<15 @ #	<15 @ M	674 @ M	77.5 @ M
Indeno(1,2,3-cd)pyrene	<18 µg/kg	TM218		38 @ M	<18 @ M	<18 @ #	<18 @ M	361 @ M	51.2 @ M
Dibenzo(a,h)anthracene	<23 µg/kg	TM218		<23 @ M	<23 @ M	<23 @ #	<23 @ M	116 @ M	<23 @ M
Benzo(g,h,i)perylene	<24 µg/kg	TM218		56.9 @ M	<24 @ M	<24 @ #	<24 @ M	405 @ M	79.8 @ M
PAH, Total Detected USEPA 16	<118 µg/kg	TM218		1050	306	487	489	9450	1450

CERTIFICATE OF ANALYSIS

SDG:	150417-125	**Location:**	Coed Darcy	**Order Number:**	CD1186
Job:	H_ATKINS_LDC-335	**Customer:**	Atkins Global Ltd	**Report Number:**	312613
Client Reference:	POS	**Attention:**	Alex Mann	**Superseded Report:**	

PAH by GCMS

Results Legend	
#	ISO17025 accredited.
M	*m*CERTS accredited.
aq	Aqueous / settled sample.
diss.filt	Dissolved / filtered sample.
tot.unfilt	Total / unfiltered sample.
*	Subcontracted test.
**	% recovery of the surrogate standard to check the efficiency of the method. The results of individual compounds within samples aren't corrected for the recovery
(F)	Trigger breach confirmed
1-5&+§@	Sample deviation (see appendix)

Component	LOD/Units	Method	Customer Sample R	POS 70	POS 70	POS 70	POS 71	POS 71	POS 71
			Depth (m)	0.50 - 0.50	1.60 - 1.60	2.80 - 2.80	0.50 - 0.50	1.50 - 1.50	2.50 - 2.50
			Sample Type	Soil/Solid	Soil/Solid	Soil/Solid	Soil/Solid	Soil/Solid	Soil/Solid
			Date Sampled	14/04/2015	14/04/2015	14/04/2015	14/04/2015	14/04/2015	14/04/2015
			Sample Time	.	.	.	.	.	.
			Date Received	17/04/2015	17/04/2015	17/04/2015	17/04/2015	17/04/2015	17/04/2015
			SDG Ref	150417-125	150417-125	150417-125	150417-125	150417-125	150417-125
			Lab Sample No.(s)	11205726	11205730	11205743	11205652	11205698	11205714
			AGS Reference						
Naphthalene-d8 % recovery**	%	TM218		95.9	93.6	127	97	87.4	95.7
Acenaphthene-d10 % recovery**	%	TM218		93.9	91.2	119	95.9	83.4	94.4
Phenanthrene-d10 % recovery**	%	TM218		94.4	92.4	118	95.6	83.6	95.5
Chrysene-d12 % recovery**	%	TM218		82	86.3	107	86	76.9	88.7
Perylene-d12 % recovery**	%	TM218		78.8	88.8	103	84.8	74	88.6
Naphthalene	<9 µg/kg	TM218		26.6 @ M	<9 @ M	<9 @ M	<9 @ M	<9 @ M	<9 @ M
Acenaphthylene	<12 µg/kg	TM218		<12 @ M	<12 @ M	<12 @ M	<12 @ M	<12 @ M	<12 @ M
Acenaphthene	<8 µg/kg	TM218		<8 @ M	<8 @ M	<8 @ M	<8 @ M	<8 @ M	<8 @ M
Fluorene	<10 µg/kg	TM218		<10 @ M	<10 @ M	<10 @ M	<10 @ M	<10 @ M	<10 @ M
Phenanthrene	<15 µg/kg	TM218		129 @ M	45.2 @ M	76 @ M	123 @ M	90.5 @ M	62.8 @ M
Anthracene	<16 µg/kg	TM218		<16 @ M	<16 @ M	<16 @ M	<16 @ M	<16 @ M	<16 @ M
Fluoranthene	<17 µg/kg	TM218		<17 @ M	<17 @ M	<17 @ M	50.4 @ M	<17 @ M	<17 @ M
Pyrene	<15 µg/kg	TM218		<15 @ M	<15 @ M	<15 @ M	34.8 @ M	<15 @ M	<15 @ M
Benz(a)anthracene	<14 µg/kg	TM218		107 @ M	19.5 @ M	<14 @ M	<14 @ M	<14 @ M	<14 @ M
Chrysene	<10 µg/kg	TM218		61.9 @ M	18.4 @ M	35.3 @ M	75 @ M	41.9 @ M	11.5 @ M
Benzo(b)fluoranthene	<15 µg/kg	TM218		53.6 @ M	<15 @ M	27.4 @ M	83.9 @ M	33.3 @ M	27.6 @ M
Benzo(k)fluoranthene	<14 µg/kg	TM218		<14 @ M	<14 @ M	<14 @ M	<14 @ M	<14 @ M	<14 @ M
Benzo(a)pyrene	<15 µg/kg	TM218		<15 @ M	<15 @ M	<15 @ M	18.5 @ M	<15 @ M	<15 @ M
Indeno(1,2,3-cd)pyrene	<18 µg/kg	TM218		<18 @ M	<18 @ M	<18 @ M	<18 @ M	<18 @ M	<18 @ M
Dibenzo(a,h)anthracene	<23 µg/kg	TM218		<23 @ M	<23 @ M	<23 @ M	<23 @ M	<23 @ M	<23 @ M
Benzo(g,h,i)perylene	<24 µg/kg	TM218		<24 @ M	<24 @ M	<24 @ M	<24 @ M	<24 @ M	<24 @ M
PAH, Total Detected USEPA 16	<118 µg/kg	TM218		379	<118	139	386	166	<118

CERTIFICATE OF ANALYSIS

SDG:	150417-125	**Location:**	Coed Darcy	**Order Number:**	CD1186
Job:	H_ATKINS_LDC-335	**Customer:**	Atkins Global Ltd	**Report Number:**	312613
Client Reference:	POS	**Attention:**	Alex Mann	**Superseded Report:**	

PAH by GCMS

Results Legend	
#	ISO17025 accredited.
M	*m*CERTS accredited.
aq	Aqueous / settled sample.
diss.filt	Dissolved / filtered sample.
tot.unfilt	Total / unfiltered sample.
*	Subcontracted test.
**	% recovery of the surrogate standard to check the efficiency of the method. The results of individual compounds within samples aren't corrected for the recovery
(F)	Trigger breach confirmed
1-5&+§@	Sample deviation (see appendix)

Component	LOD/Units	Method	Customer Sample R	POS 71	POS 71	POS 72	POS 72	POS 72	POS 73
			Depth (m)	3.50 - 3.50	4.50 - 4.50	0.50 - 0.50	1.50 - 1.50	3.00 - 3.00	0.50 - 0.50
			Sample Type	Soil/Solid	Soil/Solid	Soil/Solid	Soil/Solid	Soil/Solid	Soil/Solid
			Date Sampled	14/04/2015	14/04/2015	14/04/2015	14/04/2015	14/04/2015	14/04/2015
			Sample Time	.	.	.	.	.	.
			Date Received	17/04/2015	17/04/2015	17/04/2015	17/04/2015	17/04/2015	17/04/2015
			SDG Ref	150417-125	150417-125	150417-125	150417-125	150417-125	150417-125
			Lab Sample No.(s)	11205718	11205722	11205782	11205790	11205795	11205769
			AGS Reference						
Naphthalene-d8 % recovery**	%	TM218		95.9	96.3	121	94.8	94.8	96.5
Acenaphthene-d10 % recovery**	%	TM218		94.7	95.2	119	92.5	92.5	94.5
Phenanthrene-d10 % recovery**	%	TM218		96.5	96.8	119	94.2	94.5	96.1
Chrysene-d12 % recovery**	%	TM218		90.5	90.6	109	87.4	88.3	85.6
Perylene-d12 % recovery**	%	TM218		90.6	91.5	108	88.4	89.5	84.6
Naphthalene	<9 µg/kg	TM218		<9 @ M	<9 @ M	<9 @ M	20.8 @ M	30.2 @ M	10.5 @ M
Acenaphthylene	<12 µg/kg	TM218		<12 @ M	<12 @ M	<12 @ M	<12 @ M	<12 @ M	<12 @ M
Acenaphthene	<8 µg/kg	TM218		<8 @ M	<8 @ M	<8 @ M	<8 @ M	<8 @ M	<8 @ M
Fluorene	<10 µg/kg	TM218		<10 @ M	<10 @ M	<10 @ M	<10 @ M	<10 @ M	<10 @ M
Phenanthrene	<15 µg/kg	TM218		51.9 @ M	49.6 @ M	92 @ M	78.8 @ M	<15 @ M	53.8 @ M
Anthracene	<16 µg/kg	TM218		<16 @ M	<16 @ M	<16 @ M	<16 @ M	<16 @ M	<16 @ M
Fluoranthene	<17 µg/kg	TM218		<17 @ M	<17 @ M	<17 @ M	74.4 @ M	<17 @ M	42.1 @ M
Pyrene	<15 µg/kg	TM218		<15 @ M	<15 @ M	<15 @ M	56.4 @ M	<15 @ M	42.3 @ M
Benz(a)anthracene	<14 µg/kg	TM218		<14 @ M	<14 @ M	<14 @ M	37.1 @ M	<14 @ M	<14 @ M
Chrysene	<10 µg/kg	TM218		<10 @ M	<10 @ M	43.9 @ M	45.2 @ M	<10 @ M	33.9 @ M
Benzo(b)fluoranthene	<15 µg/kg	TM218		18.1 @ M	19 @ M	34.8 @ M	40.7 @ M	<15 @ M	48.6 @ M
Benzo(k)fluoranthene	<14 µg/kg	TM218		<14 @ M	<14 @ M	<14 @ M	16.8 @ M	<14 @ M	<14 @ M
Benzo(a)pyrene	<15 µg/kg	TM218		<15 @ M	<15 @ M	<15 @ M	30.6 @ M	<15 @ M	22 @ M
Indeno(1,2,3-cd)pyrene	<18 µg/kg	TM218		<18 @ M	<18 @ M	<18 @ M	<18 @ M	<18 @ M	<18 @ M
Dibenzo(a,h)anthracene	<23 µg/kg	TM218		<23 @ M	<23 @ M	<23 @ M	<23 @ M	<23 @ M	<23 @ M
Benzo(g,h,i)perylene	<24 µg/kg	TM218		<24 @ M	<24 @ M	<24 @ M	<24 @ M	<24 @ M	<24 @ M
PAH, Total Detected USEPA 16	<118 µg/kg	TM218		<118	<118	171	401	<118	253

CERTIFICATE OF ANALYSIS

SDG:	150417-125	**Location:**	Coed Darcy	**Order Number:**	CD1186
Job:	H_ATKINS_LDC-335	**Customer:**	Atkins Global Ltd	**Report Number:**	312613
Client Reference:	POS	**Attention:**	Alex Mann	**Superseded Report:**	

PAH by GCMS

Results Legend	
#	ISO17025 accredited.
M	*m*CERTS accredited.
aq	Aqueous / settled sample.
diss.filt	Dissolved / filtered sample.
tot.unfilt	Total / unfiltered sample.
*	Subcontracted test.
**	% recovery of the surrogate standard to check the efficiency of the method. The results of individual compounds within samples aren't corrected for the recovery
(F)	Trigger breach confirmed
1-5&+§@	Sample deviation (see appendix)

Component	LOD/Units	Method	Customer Sample R	POS 73	POS 73	POS 74	POS 74	POS 74	POS 75
			Depth (m)	1.50 - 1.50	2.50 - 2.50	0.50 - 0.50	1.50 - 1.50	2.50 - 2.50	0.50 - 0.50
			Sample Type	Soil/Solid	Soil/Solid	Soil/Solid	Soil/Solid	Soil/Solid	Soil/Solid
			Date Sampled	14/04/2015	14/04/2015	14/04/2015	14/04/2015	14/04/2015	14/04/2015
			Sample Time	.	.	.	.	.	.
			Date Received	17/04/2015	17/04/2015	17/04/2015	17/04/2015	17/04/2015	17/04/2015
			SDG Ref	150417-125	150417-125	150417-125	150417-125	150417-125	150417-125
			Lab Sample No.(s)	11205773	11205777	11205755	11205761	11205765	11205842
			AGS Reference						
Naphthalene-d8 % recovery**	%	TM218		95.6	99.2	98.3	98.3	114	98.2
Acenaphthene-d10 % recovery**	%	TM218		95.2	97.1	97.5	97.3	111	98.1
Phenanthrene-d10 % recovery**	%	TM218		97.8	97.2	96	96.6	112	97.3
Chrysene-d12 % recovery**	%	TM218		92.7	90	85.5	87.5	104	86.7
Perylene-d12 % recovery**	%	TM218		94	88.1	86.1	88.7	102	84.5
Naphthalene	<9 µg/kg	TM218		<9 @ M	<9 @ M	<9 @ M	57.7 @ M	15.7 @ M	285 @ M
Acenaphthylene	<12 µg/kg	TM218		<12 @ M	<12 @ M	<12 @ M	<12 @ M	<12 @ M	<12 @ M
Acenaphthene	<8 µg/kg	TM218		<8 @ M	<8 @ M	<8 @ M	<8 @ M	<8 @ M	<8 @ M
Fluorene	<10 µg/kg	TM218		<10 @ M	<10 @ M	<10 @ M	<10 @ M	<10 @ M	<10 @ M
Phenanthrene	<15 µg/kg	TM218		28.1 @ M	35.6 @ M	50.7 @ M	52.1 @ M	50.5 @ M	69.9 @ M
Anthracene	<16 µg/kg	TM218		<16 @ M	<16 @ M	<16 @ M	<16 @ M	<16 @ M	<16 @ M
Fluoranthene	<17 µg/kg	TM218		<17 @ M	<17 @ M	<17 @ M	<17 @ M	<17 @ M	<17 @ M
Pyrene	<15 µg/kg	TM218		<15 @ M	<15 @ M	<15 @ M	<15 @ M	<15 @ M	<15 @ M
Benz(a)anthracene	<14 µg/kg	TM218		<14 @ M	<14 @ M	<14 @ M	<14 @ M	<14 @ M	<14 @ M
Chrysene	<10 µg/kg	TM218		<10 @ M	22 @ M	20.8 @ M	22.9 @ M	25.3 @ M	29.5 @ M
Benzo(b)fluoranthene	<15 µg/kg	TM218		<15 @ M	<15 @ M	20.8 @ M	20.9 @ M	25.3 @ M	21 @ M
Benzo(k)fluoranthene	<14 µg/kg	TM218		<14 @ M	<14 @ M	<14 @ M	<14 @ M	<14 @ M	<14 @ M
Benzo(a)pyrene	<15 µg/kg	TM218		<15 @ M	<15 @ M	<15 @ M	<15 @ M	<15 @ M	<15 @ M
Indeno(1,2,3-cd)pyrene	<18 µg/kg	TM218		<18 @ M	<18 @ M	<18 @ M	<18 @ M	<18 @ M	<18 @ M
Dibenzo(a,h)anthracene	<23 µg/kg	TM218		<23 @ M	<23 @ M	<23 @ M	<23 @ M	<23 @ M	<23 @ M
Benzo(g,h,i)perylene	<24 µg/kg	TM218		<24 @ M	<24 @ M	<24 @ M	<24 @ M	<24 @ M	<24 @ M
PAH, Total Detected USEPA 16	<118 µg/kg	TM218		<118	<118	<118	154	<118	405

CERTIFICATE OF ANALYSIS

SDG:	150417-125	**Location:**	Coed Darcy	**Order Number:**	CD1186
Job:	H_ATKINS_LDC-335	**Customer:**	Atkins Global Ltd	**Report Number:**	312613
Client Reference:	POS	**Attention:**	Alex Mann	**Superseded Report:**	

PAH by GCMS

Results Legend	
#	ISO17025 accredited.
M	*m*CERTS accredited.
aq	Aqueous / settled sample.
diss.filt	Dissolved / filtered sample.
tot.unfilt	Total / unfiltered sample.
*	Subcontracted test.
**	% recovery of the surrogate standard to check the efficiency of the method. The results of individual compounds within samples aren't corrected for the recovery
(F)	Trigger breach confirmed
1-5&+§@	Sample deviation (see appendix)

Component	LOD/Units	Method	Customer Sample R	POS 75	POS 75	POS 75	POS 76	POS 76	POS 76
			Depth (m)	1.50 - 1.50	2.50 - 2.50	3.50 - 3.50	0.50 - 0.50	1.50 - 1.50	2.50 - 2.50
			Sample Type	Soil/Solid	Soil/Solid	Soil/Solid	Soil/Solid	Soil/Solid	Soil/Solid
			Date Sampled	14/04/2015	14/04/2015	14/04/2015	14/04/2015	14/04/2015	14/04/2015
			Sample Time	.	.	.	.	.	.
			Date Received	17/04/2015	17/04/2015	17/04/2015	17/04/2015	17/04/2015	17/04/2015
			SDG Ref	150417-125	150417-125	150417-125	150417-125	150417-125	150417-125
			Lab Sample No.(s)	11205846	11205852	11205858	11205821	11205825	11205829
			AGS Reference						
Naphthalene-d8 % recovery**	%	TM218		86.9	94	90	108	93.4	108
Acenaphthene-d10 % recovery**	%	TM218		82.8	91.1	87.3	107	91.8	102
Phenanthrene-d10 % recovery**	%	TM218		82.1	91.1	88.5	109	94.4	103
Chrysene-d12 % recovery**	%	TM218		84.8	83.3	83.9	98.4	93.1	99.1
Perylene-d12 % recovery**	%	TM218		85.8	85	85.6	96.6	96.1	103
Naphthalene	<9 µg/kg	TM218		14.2 @ M	138 @ M	19.9 @ #	<9 @ M	10.9 @ M	36.3 @ M
Acenaphthylene	<12 µg/kg	TM218		<12 @ M	<12 @ M	<12 @ #	<12 @ M	<12 @ M	<12 @ M
Acenaphthene	<8 µg/kg	TM218		<8 @ M	<8 @ M	<8 @ #	<8 @ M	<8 @ M	<8 @ M
Fluorene	<10 µg/kg	TM218		<10 @ M	<10 @ M	<10 @ #	<10 @ M	<10 @ M	<10 @ M
Phenanthrene	<15 µg/kg	TM218		32.5 @ M	74.1 @ M	74.8 @ #	24.5 @ M	108 @ M	113 @ M
Anthracene	<16 µg/kg	TM218		<16 @ M	<16 @ M	<16 @ #	<16 @ M	84.4 @ M	35.3 @ M
Fluoranthene	<17 µg/kg	TM218		<17 @ M	<17 @ M	<17 @ #	<17 @ M	27 @ M	26.2 @ M
Pyrene	<15 µg/kg	TM218		<15 @ M	<15 @ M	<15 @ #	<15 @ M	70.6 @ M	71.2 @ M
Benz(a)anthracene	<14 µg/kg	TM218		<14 @ M	<14 @ M	<14 @ #	<14 @ M	26.4 @ M	<14 @ M
Chrysene	<10 µg/kg	TM218		<10 @ M	30.1 @ M	33.1 @ #	13.7 @ M	36.9 @ M	60.5 @ M
Benzo(b)fluoranthene	<15 µg/kg	TM218		<15 @ M	25.5 @ M	36.6 @ #	<15 @ M	23.1 @ M	75.7 @ M
Benzo(k)fluoranthene	<14 µg/kg	TM218		<14 @ M	<14 @ M	<14 @ #	<14 @ M	<14 @ M	<14 @ M
Benzo(a)pyrene	<15 µg/kg	TM218		<15 @ M	<15 @ M	<15 @ #	<15 @ M	<15 @ M	<15 @ M
Indeno(1,2,3-cd)pyrene	<18 µg/kg	TM218		<18 @ M	<18 @ M	<18 @ #	<18 @ M	<18 @ M	<18 @ M
Dibenzo(a,h)anthracene	<23 µg/kg	TM218		<23 @ M	<23 @ M	<23 @ #	<23 @ M	<23 @ M	<23 @ M
Benzo(g,h,i)perylene	<24 µg/kg	TM218		<24 @ M	<24 @ M	<24 @ #	<24 @ M	<24 @ M	<24 @ M
PAH, Total Detected USEPA 16	<118 µg/kg	TM218		<118	268	164	<118	387	418

CERTIFICATE OF ANALYSIS

SDG:	150417-125	**Location:**	Coed Darcy	**Order Number:**	CD1186
Job:	H_ATKINS_LDC-335	**Customer:**	Atkins Global Ltd	**Report Number:**	312613
Client Reference:	POS	**Attention:**	Alex Mann	**Superseded Report:**	

PAH by GCMS

Results Legend	
#	ISO17025 accredited.
M	*m*CERTS accredited.
aq	Aqueous / settled sample.
diss.filt	Dissolved / filtered sample.
tot.unfilt	Total / unfiltered sample.
*	Subcontracted test.
**	% recovery of the surrogate standard to check the efficiency of the method. The results of individual compounds within samples aren't corrected for the recovery
(F)	Trigger breach confirmed
1-5&+§@	Sample deviation (see appendix)

Component	LOD/Units	Method	Customer Sample R	POS 76	POS 77	POS 77	POS 77	POS 77	POS 77
			Depth (m)	3.50 - 3.50	0.50 - 0.50	1.50 - 1.50	2.50 - 2.50	3.50 - 3.50	4.50 - 4.50
			Sample Type	Soil/Solid	Soil/Solid	Soil/Solid	Soil/Solid	Soil/Solid	Soil/Solid
			Date Sampled	14/04/2015	14/04/2015	14/04/2015	14/04/2015	14/04/2015	14/04/2015
			Sample Time	.	.	.	.	.	.
			Date Received	17/04/2015	17/04/2015	17/04/2015	17/04/2015	17/04/2015	17/04/2015
			SDG Ref	150417-125	150417-125	150417-125	150417-125	150417-125	150417-125
			Lab Sample No.(s)	11205838	11205800	11205804	11205808	11205812	11205816
			AGS Reference						
Naphthalene-d8 % recovery**	%	TM218		89.6	97.3	94.6	98.9	99.5	88.9
Acenaphthene-d10 % recovery**	%	TM218		86	95.6	90	96.8	97	82.6
Phenanthrene-d10 % recovery**	%	TM218		86.7	97.1	90.9	99.3	99	82.4
Chrysene-d12 % recovery**	%	TM218		80.2	86.9	80.8	93.7	89.8	73.9
Perylene-d12 % recovery**	%	TM218		75.6	87.1	82	99.9	89	70.5
Naphthalene	<9 µg/kg	TM218		27.2 @ M	<9 @ M	29.4 @ M	<9 @ M	15.2 @ M	30.9 @ M
Acenaphthylene	<12 µg/kg	TM218		<12 @ M	<12 @ M	<12 @ M	<12 @ M	<12 @ M	<12 @ M
Acenaphthene	<8 µg/kg	TM218		<8 @ M	<8 @ M	<8 @ M	<8 @ M	<8 @ M	<8 @ M
Fluorene	<10 µg/kg	TM218		<10 @ M	<10 @ M	18.1 @ M	<10 @ M	<10 @ M	<10 @ M
Phenanthrene	<15 µg/kg	TM218		68.8 @ M	144 @ M	317 @ M	66.9 @ M	98.6 @ M	70.9 @ M
Anthracene	<16 µg/kg	TM218		<16 @ M	<16 @ M	<16 @ M	<16 @ M	<16 @ M	<16 @ M
Fluoranthene	<17 µg/kg	TM218		<17 @ M	21.8 @ M	70.3 @ M	<17 @ M	<17 @ M	<17 @ M
Pyrene	<15 µg/kg	TM218		<15 @ M	21.7 @ M	40.6 @ M	<15 @ M	20.8 @ M	<15 @ M
Benz(a)anthracene	<14 µg/kg	TM218		<14 @ M	<14 @ M	<14 @ M	<14 @ M	<14 @ M	<14 @ M
Chrysene	<10 µg/kg	TM218		33.5 @ M	76.6 @ M	155 @ M	53.2 @ M	63.1 @ M	34.7 @ M
Benzo(b)fluoranthene	<15 µg/kg	TM218		32.8 @ M	66 @ M	119 @ M	63.4 @ M	83.7 @ M	42.7 @ M
Benzo(k)fluoranthene	<14 µg/kg	TM218		<14 @ M	<14 @ M	<14 @ M	<14 @ M	<14 @ M	<14 @ M
Benzo(a)pyrene	<15 µg/kg	TM218		<15 @ M	<15 @ M	18.3 @ M	<15 @ M	<15 @ M	<15 @ M
Indeno(1,2,3-cd)pyrene	<18 µg/kg	TM218		<18 @ M	<18 @ M	<18 @ M	<18 @ M	<18 @ M	<18 @ M
Dibenzo(a,h)anthracene	<23 µg/kg	TM218		<23 @ M	<23 @ M	<23 @ M	<23 @ M	<23 @ M	<23 @ M
Benzo(g,h,i)perylene	<24 µg/kg	TM218		<24 @ M	<24 @ M	<24 @ M	<24 @ M	<24 @ M	<24 @ M
PAH, Total Detected USEPA 16	<118 µg/kg	TM218		162	330	768	183	281	179

CERTIFICATE OF ANALYSIS

SDG:	150417-125	**Location:**	Coed Darcy	**Order Number:**	CD1186
Job:	H_ATKINS_LDC-335	**Customer:**	Atkins Global Ltd	**Report Number:**	312613
Client Reference:	POS	**Attention:**	Alex Mann	**Superseded Report:**	

PAH by GCMS

Results Legend	
#	ISO17025 accredited.
M	*m*CERTS accredited.
aq	Aqueous / settled sample.
diss.filt	Dissolved / filtered sample.
tot.unfilt	Total / unfiltered sample.
*	Subcontracted test.
**	% recovery of the surrogate standard to check the efficiency of the method. The results of individual compounds within samples aren't corrected for the recovery
(F)	Trigger breach confirmed
1-5&+§@	Sample deviation (see appendix)

Component	LOD/Units	Method	Customer Sample R	POS 78	POS 78	POS 78	POS 78	POS 79	POS 79
			Depth (m)	0.50 - 0.50	1.50 - 1.50	2.50 - 2.50	3.50 - 3.50	0.50 - 0.50	1.50 - 1.50
			Sample Type	Soil/Solid	Soil/Solid	Soil/Solid	Soil/Solid	Soil/Solid	Soil/Solid
			Date Sampled	15/04/2015	15/04/2015	15/04/2015	15/04/2015	15/04/2015	15/04/2015
			Sample Time	.	.	.	.	.	.
			Date Received	17/04/2015	17/04/2015	17/04/2015	17/04/2015	17/04/2015	17/04/2015
			SDG Ref	150417-125	150417-125	150417-125	150417-125	150417-125	150417-125
			Lab Sample No.(s)	11205889	11205893	11205903	11205907	11205872	11205876
			AGS Reference						
Naphthalene-d8 % recovery**	%	TM218		95.6	93.8	90.9	92.5	95.6	92.4
Acenaphthene-d10 % recovery**	%	TM218		93.3	90	86	90.6	90.6	88.8
Phenanthrene-d10 % recovery**	%	TM218		93.5	91.5	86.3	91.7	90.7	90.1
Chrysene-d12 % recovery**	%	TM218		80.4	81.7	76.1	79	95.9	81.7
Perylene-d12 % recovery**	%	TM218		78.2	82.7	75	76.3	98.7	79.7
Naphthalene	<9 µg/kg	TM218		14.4 ♦ M	<9 ♦ M	16.2 ♦ M	129 ♦ M	33.5 ♦ M	25.2 ♦ M
Acenaphthylene	<12 µg/kg	TM218		<12 ♦ M	<12 ♦ M	<12 ♦ M	<12 ♦ M	<12 ♦ M	<12 ♦ M
Acenaphthene	<8 µg/kg	TM218		<8 ♦ M	<8 ♦ M	<8 ♦ M	<8 ♦ M	<8 ♦ M	<8 ♦ M
Fluorene	<10 µg/kg	TM218		<10 ♦ M	<10 ♦ M	<10 ♦ M	<10 ♦ M	<10 ♦ M	13.5 ♦ M
Phenanthrene	<15 µg/kg	TM218		117 ♦ M	37.6 ♦ M	69.3 ♦ M	92.6 ♦ M	49 ♦ M	68.3 ♦ M
Anthracene	<16 µg/kg	TM218		<16 ♦ M	<16 ♦ M	<16 ♦ M	<16 ♦ M	<16 ♦ M	<16 ♦ M
Fluoranthene	<17 µg/kg	TM218		115 ♦ M	37.4 ♦ M	<17 ♦ M	<17 ♦ M	<17 ♦ M	<17 ♦ M
Pyrene	<15 µg/kg	TM218		84.4 ♦ M	27.4 ♦ M	<15 ♦ M	<15 ♦ M	<15 ♦ M	<15 ♦ M
Benz(a)anthracene	<14 µg/kg	TM218		61.3 ♦ M	<14 ♦ M	<14 ♦ M	<14 ♦ M	<14 ♦ M	<14 ♦ M
Chrysene	<10 µg/kg	TM218		85.4 ♦ M	<10 ♦ M	18.2 ♦ M	25.9 ♦ M	<10 ♦ M	17.2 ♦ M
Benzo(b)fluoranthene	<15 µg/kg	TM218		81.6 ♦ M	<15 ♦ M	29.2 ♦ M	45.3 ♦ M	<15 ♦ M	33 ♦ M
Benzo(k)fluoranthene	<14 µg/kg	TM218		33.8 ♦ M	<14 ♦ M	<14 ♦ M	<14 ♦ M	<14 ♦ M	<14 ♦ M
Benzo(a)pyrene	<15 µg/kg	TM218		45.4 ♦ M	<15 ♦ M	<15 ♦ M	<15 ♦ M	<15 ♦ M	<15 ♦ M
Indeno(1,2,3-cd)pyrene	<18 µg/kg	TM218		29.9 ♦ M	<18 ♦ M	<18 ♦ M	<18 ♦ M	<18 ♦ M	<18 ♦ M
Dibenzo(a,h)anthracene	<23 µg/kg	TM218		<23 ♦ M	<23 ♦ M	<23 ♦ M	<23 ♦ M	<23 ♦ M	<23 ♦ M
Benzo(g,h,i)perylene	<24 µg/kg	TM218		34.6 ♦ M	<24 ♦ M	<24 ♦ M	<24 ♦ M	<24 ♦ M	<24 ♦ M
PAH, Total Detected USEPA 16	<118 µg/kg	TM218		702	<118	133	293	<118	157

CERTIFICATE OF ANALYSIS

SDG:	150417-125	**Location:**	Coed Darcy	**Order Number:**	CD1186
Job:	H_ATKINS_LDC-335	**Customer:**	Atkins Global Ltd	**Report Number:**	312613
Client Reference:	POS	**Attention:**	Alex Mann	**Superseded Report:**	

PAH by GCMS

Results Legend	
#	ISO17025 accredited.
M	*m*CERTS accredited.
aq	Aqueous / settled sample.
diss.filt	Dissolved / filtered sample.
tot.unfilt	Total / unfiltered sample.
*	Subcontracted test.
**	% recovery of the surrogate standard to check the efficiency of the method. The results of individual compounds within samples aren't corrected for the recovery
(F)	Trigger breach confirmed
1-5&+§@	Sample deviation (see appendix)

Component	LOD/Units	Method	Customer Sample R	POS 79	POS 80	POS 80	POS 81	POS 81	POS 81
			Depth (m)	2.50 - 2.50	0.50 - 0.50	1.50 - 1.50	0.50 - 0.50	1.50 - 1.50	2.50 - 2.50
			Sample Type	Soil/Solid	Soil/Solid	Soil/Solid	Soil/Solid	Soil/Solid	Soil/Solid
			Date Sampled	15/04/2015	15/04/2015	15/04/2015	15/04/2015	15/04/2015	15/04/2015
			Sample Time	.	.	.	.	.	.
			Date Received	17/04/2015	17/04/2015	17/04/2015	17/04/2015	17/04/2015	17/04/2015
			SDG Ref	150417-125	150417-125	150417-125	150417-125	150417-125	150417-125
			Lab Sample No.(s)	11205881	11205863	11205867	11205923	11205927	11205933
			AGS Reference						
Naphthalene-d8 % recovery**	%	TM218		90.9	89.9	97.9	94.9	98.2	92.1
Acenaphthene-d10 % recovery**	%	TM218		86.5	88.2	96.3	95.5	97	85.3
Phenanthrene-d10 % recovery**	%	TM218		87.2	89.8	97.5	98.4	98.8	83.6
Chrysene-d12 % recovery**	%	TM218		77.4	78.6	89.1	87.7	91.5	88.4
Perylene-d12 % recovery**	%	TM218		74.3	79.1	90.4	86.6	94.3	84.5
Naphthalene	<9 µg/kg	TM218		19.5 ♦ M	20 ♦ M	10.3 ♦ M	17.2 ♦ M	35.6 ♦ M	29.9 ♦ #
Acenaphthylene	<12 µg/kg	TM218		<12 ♦ M	<12 ♦ M	<12 ♦ M	<12 ♦ M	<12 ♦ M	<12 ♦ #
Acenaphthene	<8 µg/kg	TM218		<8 ♦ M	<8 ♦ M	<8 ♦ M	<8 ♦ M	<8 ♦ M	<8 ♦ #
Fluorene	<10 µg/kg	TM218		<10 ♦ M	<10 ♦ M	<10 ♦ M	12.5 ♦ M	<10 ♦ M	<10 ♦ #
Phenanthrene	<15 µg/kg	TM218		85.4 ♦ M	110 ♦ M	53.6 ♦ M	99.9 ♦ M	73.9 ♦ M	65.6 ♦ #
Anthracene	<16 µg/kg	TM218		<16 ♦ M	<16 ♦ M	<16 ♦ M	<16 ♦ M	<16 ♦ M	<16 ♦ #
Fluoranthene	<17 µg/kg	TM218		<17 ♦ M	92.4 ♦ M	<17 ♦ M	49.4 ♦ M	<17 ♦ M	<17 ♦ #
Pyrene	<15 µg/kg	TM218		<15 ♦ M	66.8 ♦ M	<15 ♦ M	36.7 ♦ M	<15 ♦ M	<15 ♦ #
Benz(a)anthracene	<14 µg/kg	TM218		<14 ♦ M	38.4 ♦ M	<14 ♦ M	<14 ♦ M	<14 ♦ M	<14 ♦ #
Chrysene	<10 µg/kg	TM218		18.7 ♦ M	69.5 ♦ M	44.8 ♦ M	28.8 ♦ M	31.4 ♦ M	27 ♦ #
Benzo(b)fluoranthene	<15 µg/kg	TM218		26.3 ♦ M	100 ♦ M	65.3 ♦ M	55.9 ♦ M	32.5 ♦ M	23.1 ♦ #
Benzo(k)fluoranthene	<14 µg/kg	TM218		<14 ♦ M	37.7 ♦ M	<14 ♦ M	16.6 ♦ M	<14 ♦ M	<14 ♦ #
Benzo(a)pyrene	<15 µg/kg	TM218		<15 ♦ M	46 ♦ M	<15 ♦ M	21.3 ♦ M	<15 ♦ M	<15 ♦ #
Indeno(1,2,3-cd)pyrene	<18 µg/kg	TM218		<18 ♦ M	32.4 ♦ M	<18 ♦ M	<18 ♦ M	<18 ♦ M	<18 ♦ #
Dibenzo(a,h)anthracene	<23 µg/kg	TM218		<23 ♦ M	<23 ♦ M	<23 ♦ M	<23 ♦ M	<23 ♦ M	<23 ♦ #
Benzo(g,h,i)perylene	<24 µg/kg	TM218		<24 ♦ M	38.5 ♦ M	30.8 ♦ M	<24 ♦ M	<24 ♦ M	<24 ♦ #
PAH, Total Detected USEPA 16	<118 µg/kg	TM218		150	652	205	338	173	146

CERTIFICATE OF ANALYSIS

SDG:	150417-125	**Location:**	Coed Darcy	**Order Number:**	CD1186
Job:	H_ATKINS_LDC-335	**Customer:**	Atkins Global Ltd	**Report Number:**	312613
Client Reference:	POS	**Attention:**	Alex Mann	**Superseded Report:**	

PAH by GCMS

Results Legend	
#	ISO17025 accredited.
M	*m*CERTS accredited.
aq	Aqueous / settled sample.
diss.filt	Dissolved / filtered sample.
tot.unfilt	Total / unfiltered sample.
*	Subcontracted test.
**	% recovery of the surrogate standard to check the efficiency of the method. The results of individual compounds within samples aren't corrected for the recovery
(F)	Trigger breach confirmed
1-5&+§@	Sample deviation (see appendix)

Component	LOD/Units	Method	Customer Sample R	POS 82	POS 82	POS 82	POS 83	POS 83	POS 83
			Depth (m)	0.50 - 0.50	1.50 - 1.50	2.50 - 2.50	0.50 - 0.50	1.50 - 1.50	2.50 - 2.50
			Sample Type	Soil/Solid	Soil/Solid	Soil/Solid	Soil/Solid	Soil/Solid	Soil/Solid
			Date Sampled	15/04/2015	15/04/2015	15/04/2015	15/04/2015	15/04/2015	15/04/2015
			Sample Time	.	.	.	.	.	.
			Date Received	17/04/2015	17/04/2015	17/04/2015	17/04/2015	17/04/2015	17/04/2015
			SDG Ref	150417-125	150417-125	150417-125	150417-125	150417-125	150417-125
			Lab Sample No.(s)	11205911	11205915	11205919	11205941	11205946	11205952
			AGS Reference						
Naphthalene-d8 % recovery**	%	TM218		96.7	98.5	94.5	92.7	103	99.6
Acenaphthene-d10 % recovery**	%	TM218		95	96.7	96.3	87	103	101
Phenanthrene-d10 % recovery**	%	TM218		97.7	98.4	96.4	85.7	107	102
Chrysene-d12 % recovery**	%	TM218		88.1	90.6	105	92.4	92.2	95.5
Perylene-d12 % recovery**	%	TM218		89	94.5	101	92.3	88	100
Naphthalene	<9 µg/kg	TM218		33.5 ♦ M	112 ♦ M	291 ♦ #	10.2 ♦ M	14.8 ♦ M	32.8 ♦ M
Acenaphthylene	<12 µg/kg	TM218		<12 ♦ M	<12 ♦ M	<12 ♦ #	<12 ♦ M	40.7 ♦ M	<12 ♦ M
Acenaphthene	<8 µg/kg	TM218		<8 ♦ M	11.8 ♦ M	<8 ♦ #	<8 ♦ M	<8 ♦ M	<8 ♦ M
Fluorene	<10 µg/kg	TM218		<10 ♦ M	136 ♦ M	1110 ♦ #	<10 ♦ M	<10 ♦ M	401 ♦ M
Phenanthrene	<15 µg/kg	TM218		150 ♦ M	279 ♦ M	1450 ♦ #	97 ♦ M	53.4 ♦ M	774 ♦ M
Anthracene	<16 µg/kg	TM218		32.5 ♦ M	104 ♦ M	389 ♦ #	<16 ♦ M	27.5 ♦ M	140 ♦ M
Fluoranthene	<17 µg/kg	TM218		138 ♦ M	91.4 ♦ M	<17 ♦ #	<17 ♦ M	<17 ♦ M	23.8 ♦ M
Pyrene	<15 µg/kg	TM218		125 ♦ M	99.8 ♦ M	<15 ♦ #	<15 ♦ M	29.3 ♦ M	<15 ♦ M
Benz(a)anthracene	<14 µg/kg	TM218		78.7 ♦ M	26.7 ♦ M	<14 ♦ #	<14 ♦ M	<14 ♦ M	<14 ♦ M
Chrysene	<10 µg/kg	TM218		115 ♦ M	42.7 ♦ M	43.5 ♦ #	20.5 ♦ M	<10 ♦ M	<10 ♦ M
Benzo(b)fluoranthene	<15 µg/kg	TM218		157 ♦ M	78 ♦ M	35.8 ♦ #	27.1 ♦ M	19.9 ♦ M	<15 ♦ M
Benzo(k)fluoranthene	<14 µg/kg	TM218		49.9 ♦ M	23.9 ♦ M	<14 ♦ #	<14 ♦ M	<14 ♦ M	<14 ♦ M
Benzo(a)pyrene	<15 µg/kg	TM218		88.3 ♦ M	41.1 ♦ M	<15 ♦ #	<15 ♦ M	<15 ♦ M	<15 ♦ M
Indeno(1,2,3-cd)pyrene	<18 µg/kg	TM218		69.2 ♦ M	33.8 ♦ M	<18 ♦ #	<18 ♦ M	<18 ♦ M	<18 ♦ M
Dibenzo(a,h)anthracene	<23 µg/kg	TM218		29.5 ♦ M	<23 ♦ M	<23 ♦ #	<23 ♦ M	<23 ♦ M	<23 ♦ M
Benzo(g,h,i)perylene	<24 µg/kg	TM218		93.2 ♦ M	38.4 ♦ M	<24 ♦ #	<24 ♦ M	<24 ♦ M	<24 ♦ M
PAH, Total Detected USEPA 16	<118 µg/kg	TM218		1160	1120	3320	155	186	1370

CERTIFICATE OF ANALYSIS

SDG:	150417-125	**Location:**	Coed Darcy	**Order Number:**	CD1186
Job:	H_ATKINS_LDC-335	**Customer:**	Atkins Global Ltd	**Report Number:**	312613
Client Reference:	POS	**Attention:**	Alex Mann	**Superseded Report:**	

PAH by GCMS

Results Legend	
#	ISO17025 accredited.
M	*m*CERTS accredited.
aq	Aqueous / settled sample.
diss.filt	Dissolved / filtered sample.
tot.unfilt	Total / unfiltered sample.
*	Subcontracted test.
**	% recovery of the surrogate standard to check the efficiency of the method. The results of individual compounds within samples aren't corrected for the recovery
(F)	Trigger breach confirmed
1-5&+§@	Sample deviation (see appendix)

Component	LOD/Units	Method	Customer Sample R	POS 83	POS 84	POS 84	POS 84	POS 84	POS 85
			Depth (m)	3.50 - 3.50	0.50 - 0.50	1.50 - 1.50	2.50 - 2.50	3.50 - 3.50	0.50 - 0.50
			Sample Type	Soil/Solid	Soil/Solid	Soil/Solid	Soil/Solid	Soil/Solid	Soil/Solid
			Date Sampled	15/04/2015	15/04/2015	15/04/2015	15/04/2015	15/04/2015	15/04/2015
			Sample Time	.	.	.	.	.	.
			Date Received	17/04/2015	17/04/2015	17/04/2015	17/04/2015	17/04/2015	17/04/2015
			SDG Ref	150417-125	150417-125	150417-125	150417-125	150417-125	150417-125
			Lab Sample No.(s)	11205956	11205975	11205979	11205983	11205991	11205995
			AGS Reference						
Naphthalene-d8 % recovery**	%	TM218		95.4	93.7	121	97.8	92.5	93.5
Acenaphthene-d10 % recovery**	%	TM218		95.7	89.6	114	96.9	85.3	90.1
Phenanthrene-d10 % recovery**	%	TM218		94.6	89.4	113	97.1	84.1	94.3
Chrysene-d12 % recovery**	%	TM218		93.2	98.6	118	96.8	84.6	106
Perylene-d12 % recovery**	%	TM218		93.3	97.9	121	98.8	79.8	106
Naphthalene	<9 µg/kg	TM218		41 ♦ M	123 ♦ M	146 ♦	<9 ♦ M	71.1 ♦ M	107 ♦ M
Acenaphthylene	<12 µg/kg	TM218		<12 ♦ M	207 ♦ M	<12 ♦	<12 ♦ M	<12 ♦ M	<12 ♦ M
Acenaphthene	<8 µg/kg	TM218		38.6 ♦ M	64.2 ♦ M	<8 ♦	<8 ♦ M	<8 ♦ M	<8 ♦ M
Fluorene	<10 µg/kg	TM218		166 ♦ M	127 ♦ M	<10 ♦	<10 ♦ M	<10 ♦ M	20.1 ♦ M
Phenanthrene	<15 µg/kg	TM218		344 ♦ M	1450 ♦ M	269 ♦	<15 ♦ M	56.4 ♦ M	319 ♦ M
Anthracene	<16 µg/kg	TM218		52.9 ♦ M	567 ♦ M	<16 ♦	<16 ♦ M	<16 ♦ M	<16 ♦ M
Fluoranthene	<17 µg/kg	TM218		<17 ♦ M	2990 ♦ M	157 ♦	<17 ♦ M	<17 ♦ M	156 ♦ M
Pyrene	<15 µg/kg	TM218		<15 ♦ M	2670 ♦ M	96.3 ♦	<15 ♦ M	<15 ♦ M	119 ♦ M
Benz(a)anthracene	<14 µg/kg	TM218		<14 ♦ M	2650 ♦ M	<14 ♦	<14 ♦ M	<14 ♦ M	50.9 ♦ M
Chrysene	<10 µg/kg	TM218		13.3 ♦ M	2190 ♦ M	138 ♦	<10 ♦ M	45.5 ♦ M	153 ♦ M
Benzo(b)fluoranthene	<15 µg/kg	TM218		26.5 ♦ M	1800 ♦ M	163 ♦	<15 ♦ M	40 ♦ M	168 ♦ M
Benzo(k)fluoranthene	<14 µg/kg	TM218		<14 ♦ M	820 ♦ M	<14 ♦	<14 ♦ M	<14 ♦ M	57.2 ♦ M
Benzo(a)pyrene	<15 µg/kg	TM218		<15 ♦ M	1950 ♦ M	<15 ♦	<15 ♦ M	<15 ♦ M	89.1 ♦ M
Indeno(1,2,3-cd)pyrene	<18 µg/kg	TM218		<18 ♦ M	757 ♦ M	48.6 ♦	<18 ♦ M	<18 ♦ M	97.6 ♦ M
Dibenzo(a,h)anthracene	<23 µg/kg	TM218		<23 ♦ M	355 ♦ M	<23 ♦	<23 ♦ M	<23 ♦ M	39.4 ♦ M
Benzo(g,h,i)perylene	<24 µg/kg	TM218		<24 ♦ M	926 ♦ M	55.4 ♦	<24 ♦ M	<24 ♦ M	116 ♦ M
PAH, Total Detected USEPA 16	<118 µg/kg	TM218		682	19700	1070	<118	213	1490

CERTIFICATE OF ANALYSIS

SDG:	150417-125	**Location:**	Coed Darcy	**Order Number:**	CD1186
Job:	H_ATKINS_LDC-335	**Customer:**	Atkins Global Ltd	**Report Number:**	312613
Client Reference:	POS	**Attention:**	Alex Mann	**Superseded Report:**	

PAH by GCMS

Results Legend	
#	ISO17025 accredited.
M	*m*CERTS accredited.
aq	Aqueous / settled sample.
diss.filt	Dissolved / filtered sample.
tot.unfilt	Total / unfiltered sample.
*	Subcontracted test.
**	% recovery of the surrogate standard to check the efficiency of the method. The results of individual compounds within samples aren't corrected for the recovery
(F)	Trigger breach confirmed
1-5&+§@	Sample deviation (see appendix)

Component	LOD/Units	Method	Customer Sample R	POS 85	POS 85	POS 86	POS 87	POS 87	POS 88
			Depth (m)	2.50 - 2.50	3.50 - 3.50	0.50 - 0.50	0.50 - 0.50	1.50 - 1.50	0.50 - 0.50
			Sample Type	Soil/Solid	Soil/Solid	Soil/Solid	Soil/Solid	Soil/Solid	Soil/Solid
			Date Sampled	15/04/2015	15/04/2015	15/04/2015	15/04/2015	15/04/2015	15/04/2015
			Sample Time	.	.	.	.	.	.
			Date Received	17/04/2015	17/04/2015	17/04/2015	17/04/2015	17/04/2015	17/04/2015
			SDG Ref	150417-125	150417-125	150417-125	150417-125	150417-125	150417-125
			Lab Sample No.(s)	11205999	11206003	11206024	11206045	11206050	11206028
			AGS Reference						
Naphthalene-d8 % recovery**	%	TM218		95.3	97.1	96.8	96.8	98.9	95.2
Acenaphthene-d10 % recovery**	%	TM218		93	95.1	96.1	96.8	90.9	96.3
Phenanthrene-d10 % recovery**	%	TM218		94.1	95.7	97.9	97.2	90.9	98.4
Chrysene-d12 % recovery**	%	TM218		90.8	92.3	93.3	94.2	92.8	94.8
Perylene-d12 % recovery**	%	TM218		90.2	91.8	99.1	100	83.4	104
Naphthalene	<9 µg/kg	TM218		<9 ♦ M	40.2 ♦ #	<9 ♦ M	<9 ♦ M	<9 ♦ M	58.2 ♦ M
Acenaphthylene	<12 µg/kg	TM218		<12 ♦ M	<12 ♦ #	<12 ♦ M	<12 ♦ M	<12 ♦ M	<12 ♦ M
Acenaphthene	<8 µg/kg	TM218		<8 ♦ M	<8 ♦ #	<8 ♦ M	<8 ♦ M	<8 ♦ M	30.8 ♦ M
Fluorene	<10 µg/kg	TM218		<10 ♦ M	<10 ♦ #	<10 ♦ M	<10 ♦ M	<10 ♦ M	88.6 ♦ M
Phenanthrene	<15 µg/kg	TM218		37.9 ♦ M	38.7 ♦ #	96.1 ♦ M	40.7 ♦ M	68.8 ♦ M	410 ♦ M
Anthracene	<16 µg/kg	TM218		<16 ♦ M	<16 ♦ #	<16 ♦ M	<16 ♦ M	<16 ♦ M	45.1 ♦ M
Fluoranthene	<17 µg/kg	TM218		<17 ♦ M	<17 ♦ #	21.3 ♦ M	<17 ♦ M	<17 ♦ M	294 ♦ M
Pyrene	<15 µg/kg	TM218		<15 ♦ M	<15 ♦ #	<15 ♦ M	<15 ♦ M	<15 ♦ M	225 ♦ M
Benz(a)anthracene	<14 µg/kg	TM218		18.4 ♦ M	22.2 ♦ #	<14 ♦ M	<14 ♦ M	<14 ♦ M	195 ♦ M
Chrysene	<10 µg/kg	TM218		12.8 ♦ M	11.1 ♦ #	57.2 ♦ M	33.3 ♦ M	52.1 ♦ M	277 ♦ M
Benzo(b)fluoranthene	<15 µg/kg	TM218		<15 ♦ M	<15 ♦ #	49.5 ♦ M	26.8 ♦ M	47.5 ♦ M	332 ♦ M
Benzo(k)fluoranthene	<14 µg/kg	TM218		<14 ♦ M	<14 ♦ #	<14 ♦ M	<14 ♦ M	<14 ♦ M	110 ♦ M
Benzo(a)pyrene	<15 µg/kg	TM218		<15 ♦ M	<15 ♦ #	<15 ♦ M	<15 ♦ M	<15 ♦ M	162 ♦ M
Indeno(1,2,3-cd)pyrene	<18 µg/kg	TM218		<18 ♦ M	<18 ♦ #	<18 ♦ M	<18 ♦ M	<18 ♦ M	100 ♦ M
Dibenzo(a,h)anthracene	<23 µg/kg	TM218		<23 ♦ M	<23 ♦ #	<23 ♦ M	<23 ♦ M	<23 ♦ M	39.6 ♦ M
Benzo(g,h,i)perylene	<24 µg/kg	TM218		<24 ♦ M	<24 ♦ #	<24 ♦ M	<24 ♦ M	<24 ♦ M	117 ♦ M
PAH, Total Detected USEPA 16	<118 µg/kg	TM218		<118	<118	224	<118	168	2480

CERTIFICATE OF ANALYSIS

SDG:	150417-125	**Location:**	Coed Darcy	**Order Number:**	CD1186
Job:	H_ATKINS_LDC-335	**Customer:**	Atkins Global Ltd	**Report Number:**	312613
Client Reference:	POS	**Attention:**	Alex Mann	**Superseded Report:**	

PAH by GCMS

Results Legend	
#	ISO17025 accredited.
M	*m*CERTS accredited.
aq	Aqueous / settled sample.
diss.filt	Dissolved / filtered sample.
tot.unfilt	Total / unfiltered sample.
*	Subcontracted test.
**	% recovery of the surrogate standard to check the efficiency of the method. The results of individual compounds within samples aren't corrected for the recovery
(F)	Trigger breach confirmed
1-5&+§@	Sample deviation (see appendix)

Component	LOD/Units	Method	Customer Sample R	POS 88	POS 88	POS 88	POS 89	POS 89	POS 89
			Depth (m)	1.50 - 1.50	2.50 - 2.50	3.50 - 3.50	0.50 - 0.50	1.50 - 1.50	2.50 - 2.50
			Sample Type	Soil/Solid	Soil/Solid	Soil/Solid	Soil/Solid	Soil/Solid	Soil/Solid
			Date Sampled	15/04/2015	15/04/2015	16/04/2015	15/04/2015	15/04/2015	15/04/2015
			Sample Time	.	.	.	.	.	.
			Date Received	17/04/2015	17/04/2015	17/04/2015	17/04/2015	17/04/2015	17/04/2015
			SDG Ref	150417-125	150417-125	150417-125	150417-125	150417-125	150417-125
			Lab Sample No.(s)	11206037	11206041	11205710	11206007	11206011	11206015
			AGS Reference						
Naphthalene-d8 % recovery**	%	TM218		103	97.8	86.1	97.5	96.3	96.6
Acenaphthene-d10 % recovery**	%	TM218		102	95.2	80.9	96.1	94	96.5
Phenanthrene-d10 % recovery**	%	TM218		103	96.6	79.6	96.4	94.6	97.5
Chrysene-d12 % recovery**	%	TM218		93.5	85.5	72.5	83.5	91.3	98.8
Perylene-d12 % recovery**	%	TM218		99.4	83.1	69.8	80.7	91.3	103
Naphthalene	<9 µg/kg	TM218		<9 ♦ M	<9 ♦ M	131 ♦ M	<9 ♦ M	<9 ♦ M	<9 ♦ M
Acenaphthylene	<12 µg/kg	TM218		<12 ♦ M	<12 ♦ M	<12 ♦ M	<12 ♦ M	<12 ♦ M	<12 ♦ M
Acenaphthene	<8 µg/kg	TM218		<8 ♦ M	<8 ♦ M	<8 ♦ M	<8 ♦ M	<8 ♦ M	<8 ♦ M
Fluorene	<10 µg/kg	TM218		<10 ♦ M	<10 ♦ M	<10 ♦ M	<10 ♦ M	<10 ♦ M	<10 ♦ M
Phenanthrene	<15 µg/kg	TM218		28.3 ♦ M	43.2 ♦ M	45.7 ♦ M	73.4 ♦ M	32.6 ♦ M	23.6 ♦ M
Anthracene	<16 µg/kg	TM218		<16 ♦ M	<16 ♦ M	<16 ♦ M	<16 ♦ M	<16 ♦ M	<16 ♦ M
Fluoranthene	<17 µg/kg	TM218		<17 ♦ M	<17 ♦ M	<17 ♦ M	31.7 ♦ M	<17 ♦ M	<17 ♦ M
Pyrene	<15 µg/kg	TM218		<15 ♦ M	<15 ♦ M	<15 ♦ M	23.5 ♦ M	<15 ♦ M	<15 ♦ M
Benz(a)anthracene	<14 µg/kg	TM218		<14 ♦ M	<14 ♦ M	<14 ♦ M	<14 ♦ M	18.1 ♦ M	25.2 ♦ M
Chrysene	<10 µg/kg	TM218		15.2 ♦ M	30.4 ♦ M	24.9 ♦ M	26.6 ♦ M	<10 ♦ M	<10 ♦ M
Benzo(b)fluoranthene	<15 µg/kg	TM218		<15 ♦ M	32 ♦ M	<15 ♦ M	41.6 ♦ M	<15 ♦ M	<15 ♦ M
Benzo(k)fluoranthene	<14 µg/kg	TM218		<14 ♦ M	<14 ♦ M	<14 ♦ M	<14 ♦ M	<14 ♦ M	<14 ♦ M
Benzo(a)pyrene	<15 µg/kg	TM218		<15 ♦ M	<15 ♦ M	<15 ♦ M	<15 ♦ M	<15 ♦ M	<15 ♦ M
Indeno(1,2,3-cd)pyrene	<18 µg/kg	TM218		<18 ♦ M	<18 ♦ M	<18 ♦ M	<18 ♦ M	<18 ♦ M	<18 ♦ M
Dibenzo(a,h)anthracene	<23 µg/kg	TM218		<23 ♦ M	<23 ♦ M	<23 ♦ M	<23 ♦ M	<23 ♦ M	<23 ♦ M
Benzo(g,h,i)perylene	<24 µg/kg	TM218		<24 ♦ M	<24 ♦ M	<24 ♦ M	<24 ♦ M	<24 ♦ M	<24 ♦ M
PAH, Total Detected USEPA 16	<118 µg/kg	TM218		<118	<118	202	197	<118	<118

CERTIFICATE OF ANALYSIS

SDG:	150417-125	**Location:**	Coed Darcy	**Order Number:**	CD1186
Job:	H_ATKINS_LDC-335	**Customer:**	Atkins Global Ltd	**Report Number:**	312613
Client Reference:	POS	**Attention:**	Alex Mann	**Superseded Report:**	

PAH by GCMS

Results Legend	
#	ISO17025 accredited.
M	*m*CERTS accredited.
aq	Aqueous / settled sample.
diss.filt	Dissolved / filtered sample.
tot.unfilt	Total / unfiltered sample.
*	Subcontracted test.
**	% recovery of the surrogate standard to check the efficiency of the method. The results of individual compounds within samples aren't corrected for the recovery
(F)	Trigger breach confirmed
1-5&+§@	Sample deviation (see appendix)

Component	LOD/Units	Method	Customer Sample R	POS 89	POS 90	POS 90	POS 90	POS 90	POS 91
			Depth (m)	3.50 - 3.50	0.50 - 0.50	1.50 - 1.50	2.50 - 2.50	4.50 - 4.50	0.50 - 0.50
			Sample Type	Soil/Solid	Soil/Solid	Soil/Solid	Soil/Solid	Soil/Solid	Soil/Solid
			Date Sampled	15/04/2015	15/04/2015	15/04/2015	15/04/2015	15/04/2015	15/04/2015
			Sample Time	.	.	.	.	.	.
			Date Received	17/04/2015	17/04/2015	17/04/2015	17/04/2015	17/04/2015	17/04/2015
			SDG Ref	150417-125	150417-125	150417-125	150417-125	150417-125	150417-125
			Lab Sample No.(s)	11206019	11206065	11206069	11206073	11206078	11206059
			AGS Reference						
Naphthalene-d8 % recovery**	%	TM218		95.7	91.1	96.3	97.8	93.7	100
Acenaphthene-d10 % recovery**	%	TM218		93.8	86.5	89.9	95.6	93.1	97
Phenanthrene-d10 % recovery**	%	TM218		94.3	86.9	88.9	97.4	92.6	95.1
Chrysene-d12 % recovery**	%	TM218		91.9	94.3	91.6	83.6	83.9	101
Perylene-d12 % recovery**	%	TM218		91.7	98	83.8	80.8	85.2	102
Naphthalene	<9 µg/kg	TM218		38 ♦ M	10 ♦ M	<9 ♦ M	12 ♦ M	105 ♦ M	<9 ♦ M
Acenaphthylene	<12 µg/kg	TM218		<12 ♦ M	<12 ♦ M	<12 ♦ M	<12 ♦ M	<12 ♦ M	<12 ♦ M
Acenaphthene	<8 µg/kg	TM218		<8 ♦ M	<8 ♦ M	<8 ♦ M	<8 ♦ M	16.1 ♦ M	<8 ♦ M
Fluorene	<10 µg/kg	TM218		<10 ♦ M	<10 ♦ M	<10 ♦ M	<10 ♦ M	32.3 ♦ M	<10 ♦ M
Phenanthrene	<15 µg/kg	TM218		93.8 ♦ M	101 ♦ M	73.9 ♦ M	65.4 ♦ M	42.9 ♦ M	55.1 ♦ M
Anthracene	<16 µg/kg	TM218		<16 ♦ M	<16 ♦ M	<16 ♦ M	<16 ♦ M	<16 ♦ M	<16 ♦ M
Fluoranthene	<17 µg/kg	TM218		25.7 ♦ M	<17 ♦ M	<17 ♦ M	32.1 ♦ M	<17 ♦ M	43.1 ♦ M
Pyrene	<15 µg/kg	TM218		30.7 ♦ M	<15 ♦ M	<15 ♦ M	23 ♦ M	<15 ♦ M	28.5 ♦ M
Benz(a)anthracene	<14 µg/kg	TM218		39 ♦ M	<14 ♦ M	<14 ♦ M	<14 ♦ M	<14 ♦ M	19.3 ♦ M
Chrysene	<10 µg/kg	TM218		64.4 ♦ M	24.1 ♦ M	45.2 ♦ M	27.6 ♦ M	<10 ♦ M	21.6 ♦ M
Benzo(b)fluoranthene	<15 µg/kg	TM218		98.9 ♦ M	40.3 ♦ M	39.9 ♦ M	29.4 ♦ M	<15 ♦ M	40.5 ♦ M
Benzo(k)fluoranthene	<14 µg/kg	TM218		16 ♦ M	<14 ♦ M	<14 ♦ M	<14 ♦ M	<14 ♦ M	18.6 ♦ M
Benzo(a)pyrene	<15 µg/kg	TM218		<15 ♦ M	<15 ♦ M	<15 ♦ M	<15 ♦ M	<15 ♦ M	25.2 ♦ M
Indeno(1,2,3-cd)pyrene	<18 µg/kg	TM218		<18 ♦ M	<18 ♦ M	<18 ♦ M	<18 ♦ M	<18 ♦ M	<18 ♦ M
Dibenzo(a,h)anthracene	<23 µg/kg	TM218		<23 ♦ M	<23 ♦ M	<23 ♦ M	<23 ♦ M	<23 ♦ M	<23 ♦ M
Benzo(g,h,i)perylene	<24 µg/kg	TM218		<24 ♦ M	<24 ♦ M	<24 ♦ M	<24 ♦ M	<24 ♦ M	<24 ♦ M
PAH, Total Detected USEPA 16	<118 µg/kg	TM218		407	176	159	189	196	252

CERTIFICATE OF ANALYSIS

SDG:	150417-125	**Location:**	Coed Darcy	**Order Number:**	CD1186
Job:	H_ATKINS_LDC-335	**Customer:**	Atkins Global Ltd	**Report Number:**	312613
Client Reference:	POS	**Attention:**	Alex Mann	**Superseded Report:**	

PAH by GCMS

Results Legend	
#	ISO17025 accredited.
M	*m*CERTS accredited.
aq	Aqueous / settled sample.
diss.filt	Dissolved / filtered sample.
tot.unfilt	Total / unfiltered sample.
*	Subcontracted test.
**	% recovery of the surrogate standard to check the efficiency of the method. The results of individual compounds within samples aren't corrected for the recovery
(F)	Trigger breach confirmed
1-5&+§@	Sample deviation (see appendix)

Component	LOD/Units	Method	Customer Sample R	POS 92	POS 92	POS 93	POS 93	POS 94	POS 94
			Depth (m)	0.50 - 0.50	1.50 - 1.50	0.50 - 0.50	2.00 - 2.00	0.50 - 0.50	1.50 - 1.50
			Sample Type	Soil/Solid	Soil/Solid	Soil/Solid	Soil/Solid	Soil/Solid	Soil/Solid
			Date Sampled	16/04/2015	16/04/2015	15/04/2015	15/04/2015	16/04/2015	16/04/2015
			Sample Time	.	.	.	.	.	.
			Date Received	17/04/2015	17/04/2015	17/04/2015	17/04/2015	17/04/2015	17/04/2015
			SDG Ref	150417-125	150417-125	150417-125	150417-125	150417-125	150417-125
			Lab Sample No.(s)	11205615	11205619	11206087	11206094	11206100	11206104
			AGS Reference						
Naphthalene-d8 % recovery**	%	TM218		100	99.1	101	92	97.5	101
Acenaphthene-d10 % recovery**	%	TM218		99.8	97.2	96.8	90.4	97	95
Phenanthrene-d10 % recovery**	%	TM218		100	103	95.7	91.2	98.1	95.7
Chrysene-d12 % recovery**	%	TM218		88.4	98.5	107	76.3	87.1	103
Perylene-d12 % recovery**	%	TM218		86.3	98.7	107	75.1	90	99.1
Naphthalene	<9 µg/kg	TM218		36.3 ♦ M	348 ♦ #	192 ♦ M	135 ♦ M	56.2 ♦ M	138 ♦ M
Acenaphthylene	<12 µg/kg	TM218		<12 ♦ M	<12 ♦ #	<12 ♦ M	<12 ♦ M	<12 ♦ M	<12 ♦ M
Acenaphthene	<8 µg/kg	TM218		<8 ♦ M	<8 ♦ #	<8 ♦ M	<8 ♦ M	<8 ♦ M	<8 ♦ M
Fluorene	<10 µg/kg	TM218		<10 ♦ M	69.4 ♦ #	<10 ♦ M	<10 ♦ M	<10 ♦ M	30.4 ♦ M
Phenanthrene	<15 µg/kg	TM218		32.1 ♦ M	22.9 ♦ #	594 ♦ M	474 ♦ M	319 ♦ M	1380 ♦ M
Anthracene	<16 µg/kg	TM218		<16 ♦ M	<16 ♦ #	<16 ♦ M	<16 ♦ M	<16 ♦ M	<16 ♦ M
Fluoranthene	<17 µg/kg	TM218		<17 ♦ M	<17 ♦ #	156 ♦ M	63.7 ♦ M	75.6 ♦ M	1090 ♦ M
Pyrene	<15 µg/kg	TM218		<15 ♦ M	<15 ♦ #	108 ♦ M	47 ♦ M	55 ♦ M	924 ♦ M
Benz(a)anthracene	<14 µg/kg	TM218		<14 ♦ M	<14 ♦ #	55.4 ♦ M	<14 ♦ M	25.2 ♦ M	274 ♦ M
Chrysene	<10 µg/kg	TM218		19.4 ♦ M	<10 ♦ #	209 ♦ M	110 ♦ M	89.5 ♦ M	720 ♦ M
Benzo(b)fluoranthene	<15 µg/kg	TM218		22.5 ♦ M	<15 ♦ #	250 ♦ M	97.7 ♦ M	116 ♦ M	775 ♦ M
Benzo(k)fluoranthene	<14 µg/kg	TM218		<14 ♦ M	<14 ♦ #	41.3 ♦ M	<14 ♦ M	19.8 ♦ M	281 ♦ M
Benzo(a)pyrene	<15 µg/kg	TM218		<15 ♦ M	<15 ♦ #	68.1 ♦ M	<15 ♦ M	38 ♦ M	382 ♦ M
Indeno(1,2,3-cd)pyrene	<18 µg/kg	TM218		<18 ♦ M	<18 ♦ #	63.4 ♦ M	<18 ♦ M	29.1 ♦ M	229 ♦ M
Dibenzo(a,h)anthracene	<23 µg/kg	TM218		<23 ♦ M	<23 ♦ #	44.8 ♦ M	<23 ♦ M	<23 ♦ M	86.2 ♦ M
Benzo(g,h,i)perylene	<24 µg/kg	TM218		<24 ♦ M	<24 ♦ #	70.8 ♦ M	<24 ♦ M	36.6 ♦ M	292 ♦ M
PAH, Total Detected USEPA 16	<118 µg/kg	TM218		<118	440	1850	927	860	6600

CERTIFICATE OF ANALYSIS

SDG:	150417-125	**Location:**	Coed Darcy	**Order Number:**	CD1186
Job:	H_ATKINS_LDC-335	**Customer:**	Atkins Global Ltd	**Report Number:**	312613
Client Reference:	POS	**Attention:**	Alex Mann	**Superseded Report:**	

PAH by GCMS

Results Legend	
#	ISO17025 accredited.
M	*m*CERTS accredited.
aq	Aqueous / settled sample.
diss.filt	Dissolved / filtered sample.
tot.unfilt	Total / unfiltered sample.
*	Subcontracted test.
**	% recovery of the surrogate standard to check the efficiency of the method. The results of individual compounds within samples aren't corrected for the recovery
(F)	Trigger breach confirmed
1-5&+§@	Sample deviation (see appendix)

Component	LOD/Units	Method	Customer Sample R	POS 94	POS 95	POS 95	POS 95	POS 95	POS 95
			Depth (m)	3.00 - 3.00	0.50 - 0.50	1.50 - 1.50	2.50 - 2.50	3.50 - 3.50	4.50 - 4.50
			Sample Type	Soil/Solid	Soil/Solid	Soil/Solid	Soil/Solid	Soil/Solid	Soil/Solid
			Date Sampled	16/04/2015	16/04/2015	16/04/2015	16/04/2015	16/04/2015	16/04/2015
			Sample Time	.	.	.	.	.	.
			Date Received	17/04/2015	17/04/2015	17/04/2015	17/04/2015	17/04/2015	17/04/2015
			SDG Ref	150417-125	150417-125	150417-125	150417-125	150417-125	150417-125
			Lab Sample No.(s)	11206109	11205560	11205565	11205571	11205576	11205582
			AGS Reference						
Naphthalene-d8 % recovery**	%	TM218		96.4	97.2	117	122	98.1	99.5
Acenaphthene-d10 % recovery**	%	TM218		94.7	95.3	115	119	96.9	98.3
Phenanthrene-d10 % recovery**	%	TM218		96.5	96	116	120	97.6	102
Chrysene-d12 % recovery**	%	TM218		81.8	84.1	109	109	89.2	93.5
Perylene-d12 % recovery**	%	TM218		83.5	82.5	106	109	91.3	94.6
Naphthalene	<9 µg/kg	TM218		65.5 ♦ M	51.1 ♦ M	61.9 ♦ M	242 ♦ M	300 ♦ M	99.2 ♦ #
Acenaphthylene	<12 µg/kg	TM218		<12 ♦ M	<12 ♦ M	<12 ♦ M	17.1 ♦ M	<12 ♦ M	<12 ♦ #
Acenaphthene	<8 µg/kg	TM218		<8 ♦ M	<8 ♦ M	<8 ♦ M	<8 ♦ M	50.9 ♦ M	9.61 ♦ #
Fluorene	<10 µg/kg	TM218		<10 ♦ M	<10 ♦ M	<10 ♦ M	<10 ♦ M	54.3 ♦ M	27.7 ♦ #
Phenanthrene	<15 µg/kg	TM218		171 ♦ M	176 ♦ M	295 ♦ M	141 ♦ M	23.6 ♦ M	54 ♦ #
Anthracene	<16 µg/kg	TM218		<16 ♦ M	178 ♦ M	24.7 ♦ M	<16 ♦ M	<16 ♦ M	<16 ♦ #
Fluoranthene	<17 µg/kg	TM218		195 ♦ M	34.4 ♦ M	104 ♦ M	66.3 ♦ M	<17 ♦ M	<17 ♦ #
Pyrene	<15 µg/kg	TM218		140 ♦ M	34 ♦ M	78 ♦ M	49.7 ♦ M	<15 ♦ M	<15 ♦ #
Benz(a)anthracene	<14 µg/kg	TM218		95.5 ♦ M	<14 ♦ M	<14 ♦ M	<14 ♦ M	<14 ♦ M	<14 ♦ #
Chrysene	<10 µg/kg	TM218		144 ♦ M	79.2 ♦ M	145 ♦ M	110 ♦ M	<10 ♦ M	26.4 ♦ #
Benzo(b)fluoranthene	<15 µg/kg	TM218		191 ♦ M	59.5 ♦ M	155 ♦ M	161 ♦ M	<15 ♦ M	31.5 ♦ #
Benzo(k)fluoranthene	<14 µg/kg	TM218		64.9 ♦ M	<14 ♦ M	33 ♦ M	34.3 ♦ M	<14 ♦ M	<14 ♦ #
Benzo(a)pyrene	<15 µg/kg	TM218		118 ♦ M	<15 ♦ M	37.8 ♦ M	28.1 ♦ M	<15 ♦ M	<15 ♦ #
Indeno(1,2,3-cd)pyrene	<18 µg/kg	TM218		76 ♦ M	<18 ♦ M	26.7 ♦ M	43.3 ♦ M	<18 ♦ M	<18 ♦ #
Dibenzo(a,h)anthracene	<23 µg/kg	TM218		<23 ♦ M	<23 ♦ M	<23 ♦ M	<23 ♦ M	<23 ♦ M	<23 ♦ #
Benzo(g,h,i)perylene	<24 µg/kg	TM218		98.9 ♦ M	<24 ♦ M	35.7 ♦ M	48.2 ♦ M	<24 ♦ M	<24 ♦ #
PAH, Total Detected USEPA 16	<118 µg/kg	TM218		1360	612	997	941	429	249

CERTIFICATE OF ANALYSIS

SDG:	150417-125	**Location:**	Coed Darcy	**Order Number:**	CD1186
Job:	H_ATKINS_LDC-335	**Customer:**	Atkins Global Ltd	**Report Number:**	312613
Client Reference:	POS	**Attention:**	Alex Mann	**Superseded Report:**	

PAH by GCMS

Results Legend	
#	ISO17025 accredited.
M	*m*CERTS accredited.
aq	Aqueous / settled sample.
diss.filt	Dissolved / filtered sample.
tot.unfilt	Total / unfiltered sample.
*	Subcontracted test.
**	% recovery of the surrogate standard to check the efficiency of the method. The results of individual compounds within samples aren't corrected for the recovery
(F)	Trigger breach confirmed
1-5&+§@	Sample deviation (see appendix)

Component	LOD/Units	Method	Customer Sample R	POS 96	POS 96	POS 96	POS 96	POS 97	POS 97
			Depth (m)	0.50 - 0.50	1.50 - 1.50	2.50 - 2.50	3.50 - 3.50	0.50 - 0.50	2.00 - 2.00
			Sample Type	Soil/Solid	Soil/Solid	Soil/Solid	Soil/Solid	Soil/Solid	Soil/Solid
			Date Sampled	16/04/2015	16/04/2015	16/04/2015	16/04/2015	16/04/2015	16/04/2015
			Sample Time	.	.	.	.	.	.
			Date Received	17/04/2015	17/04/2015	17/04/2015	17/04/2015	17/04/2015	17/04/2015
			SDG Ref	150417-125	150417-125	150417-125	150417-125	150417-125	150417-125
			Lab Sample No.(s)	11205514	11205520	11205524	11205529	11206114	11206122
			AGS Reference						
Naphthalene-d8 % recovery**	%	TM218		97.3	111	85.3	122	95.2	81.5
Acenaphthene-d10 % recovery**	%	TM218		96.5	109	79.3	118	89.9	77.3
Phenanthrene-d10 % recovery**	%	TM218		96	113	77.7	119	90.6	82.9
Chrysene-d12 % recovery**	%	TM218		85.4	107	80.1	110	97.4	101
Perylene-d12 % recovery**	%	TM218		84.2	110	79.8	109	98.2	99.8
Naphthalene	<9 µg/kg	TM218		71 ♦ M	111 ♦ M	16.4 ♦ M	45.4 ♦ M	103 ♦ M	897 ♦ M
Acenaphthylene	<12 µg/kg	TM218		<12 ♦ M	14.4 ♦ M	<12 ♦ M	<12 ♦ M	<12 ♦ M	539 ♦ M
Acenaphthene	<8 µg/kg	TM218		<8 ♦ M	48.6 ♦ M	<8 ♦ M	<8 ♦ M	<8 ♦ M	10300 ♦ M
Fluorene	<10 µg/kg	TM218		<10 ♦ M	48.4 ♦ M	<10 ♦ M	<10 ♦ M	<10 ♦ M	12200 ♦ M
Phenanthrene	<15 µg/kg	TM218		530 ♦ M	794 ♦ M	88.9 ♦ M	193 ♦ M	387 ♦ M	168000 ♦ M
Anthracene	<16 µg/kg	TM218		<16 ♦ M	70.6 ♦ M	<16 ♦ M	<16 ♦ M	<16 ♦ M	50300 ♦ M
Fluoranthene	<17 µg/kg	TM218		113 ♦ M	659 ♦ M	76.6 ♦ M	62.3 ♦ M	106 ♦ M	179000 ♦ M
Pyrene	<15 µg/kg	TM218		72 ♦ M	490 ♦ M	51.6 ♦ M	41.2 ♦ M	79 ♦ M	113000 ♦ M
Benz(a)anthracene	<14 µg/kg	TM218		53.2 ♦ M	404 ♦ M	<14 ♦ M	<14 ♦ M	48.7 ♦ M	53000 ♦ M
Chrysene	<10 µg/kg	TM218		239 ♦ M	631 ♦ M	24 ♦ M	107 ♦ M	204 ♦ M	43600 ♦ M
Benzo(b)fluoranthene	<15 µg/kg	TM218		185 ♦ M	758 ♦ M	59.3 ♦ M	107 ♦ M	166 ♦ M	49100 ♦ M
Benzo(k)fluoranthene	<14 µg/kg	TM218		39.1 ♦ M	210 ♦ M	22.8 ♦ M	<14 ♦ M	38.6 ♦ M	23500 ♦ M
Benzo(a)pyrene	<15 µg/kg	TM218		48.2 ♦ M	374 ♦ M	36.2 ♦ M	21.9 ♦ M	59.9 ♦ M	39600 ♦ M
Indeno(1,2,3-cd)pyrene	<18 µg/kg	TM218		34.4 ♦ M	225 ♦ M	24.7 ♦ M	<18 ♦ M	58.7 ♦ M	18600 ♦ M
Dibenzo(a,h)anthracene	<23 µg/kg	TM218		27.7 ♦ M	109 ♦ M	<23 ♦ M	<23 ♦ M	32.9 ♦ M	7040 ♦ M
Benzo(g,h,i)perylene	<24 µg/kg	TM218		41.3 ♦ M	267 ♦ M	30.4 ♦ M	<24 ♦ M	64.8 ♦ M	18900 ♦ M
PAH, Total Detected USEPA 16	<118 µg/kg	TM218		1450	5210	431	578	1350	788000

CERTIFICATE OF ANALYSIS

SDG:	150417-125	**Location:**	Coed Darcy	**Order Number:**	CD1186
Job:	H_ATKINS_LDC-335	**Customer:**	Atkins Global Ltd	**Report Number:**	312613
Client Reference:	POS	**Attention:**	Alex Mann	**Superseded Report:**	

PAH by GCMS

Results Legend	
#	ISO17025 accredited.
M	*m*CERTS accredited.
aq	Aqueous / settled sample.
diss.filt	Dissolved / filtered sample.
tot.unfilt	Total / unfiltered sample.
*	Subcontracted test.
**	% recovery of the surrogate standard to check the efficiency of the method. The results of individual compounds within samples aren't corrected for the recovery
(F)	Trigger breach confirmed
1-5&+§@	Sample deviation (see appendix)

Component	LOD/Units	Method	Customer Sample R	POS 97	POS 98	POS 98	POS 99	POS 99	POS 100
			Depth (m)	3.50 - 3.50	0.50 - 0.50	1.50 - 1.50	0.50 - 0.50	1.50 - 1.50	0.50 - 0.50
			Sample Type	Soil/Solid	Soil/Solid	Soil/Solid	Soil/Solid	Soil/Solid	Soil/Solid
			Date Sampled	16/04/2015	16/04/2015	16/04/2015	16/04/2015	16/04/2015	16/04/2015
			Sample Time	.	.	.	.	.	.
			Date Received	17/04/2015	17/04/2015	17/04/2015	17/04/2015	17/04/2015	17/04/2015
			SDG Ref	150417-125	150417-125	150417-125	150417-125	150417-125	150417-125
			Lab Sample No.(s)	11206128	11206140	11206150	11205496	11205502	11205506
			AGS Reference						
Naphthalene-d8 % recovery**	%	TM218		96.6	97.5	93.2	96.9	98.3	93.5
Acenaphthene-d10 % recovery**	%	TM218		94.9	95.7	91.2	95.4	93.9	92.4
Phenanthrene-d10 % recovery**	%	TM218		95.4	96	91.4	94.2	94.7	91.2
Chrysene-d12 % recovery**	%	TM218		81.6	84.7	77.9	83.1	85.9	80.2
Perylene-d12 % recovery**	%	TM218		79.6	84.9	74.9	82.3	86.1	79.2
Naphthalene	<9 µg/kg	TM218		15.6 ♦ M	<9 ♦ M	<9 ♦ M	<9 ♦ M	13.3 ♦ M	65.3 ♦ M
Acenaphthylene	<12 µg/kg	TM218		<12 ♦ M	<12 ♦ M	<12 ♦ M	<12 ♦ M	<12 ♦ M	<12 ♦ M
Acenaphthene	<8 µg/kg	TM218		<8 ♦ M	<8 ♦ M	<8 ♦ M	<8 ♦ M	<8 ♦ M	<8 ♦ M
Fluorene	<10 µg/kg	TM218		<10 ♦ M	<10 ♦ M	<10 ♦ M	<10 ♦ M	<10 ♦ M	<10 ♦ M
Phenanthrene	<15 µg/kg	TM218		99.8 ♦ M	77.6 ♦ M	78.6 ♦ M	44.7 ♦ M	166 ♦ M	319 ♦ M
Anthracene	<16 µg/kg	TM218		<16 ♦ M	<16 ♦ M	<16 ♦ M	<16 ♦ M	<16 ♦ M	33.4 ♦ M
Fluoranthene	<17 µg/kg	TM218		47.3 ♦ M	32 ♦ M	<17 ♦ M	<17 ♦ M	19.3 ♦ M	108 ♦ M
Pyrene	<15 µg/kg	TM218		35 ♦ M	21 ♦ M	<15 ♦ M	<15 ♦ M	<15 ♦ M	108 ♦ M
Benz(a)anthracene	<14 µg/kg	TM218		<14 ♦ M	<14 ♦ M	<14 ♦ M	<14 ♦ M	<14 ♦ M	53.9 ♦ M
Chrysene	<10 µg/kg	TM218		28 ♦ M	26.7 ♦ M	16.9 ♦ M	22 ♦ M	70.7 ♦ M	175 ♦ M
Benzo(b)fluoranthene	<15 µg/kg	TM218		45.9 ♦ M	42 ♦ M	18.4 ♦ M	16.7 ♦ M	72.6 ♦ M	125 ♦ M
Benzo(k)fluoranthene	<14 µg/kg	TM218		<14 ♦ M	<14 ♦ M	<14 ♦ M	<14 ♦ M	<14 ♦ M	25.9 ♦ M
Benzo(a)pyrene	<15 µg/kg	TM218		<15 ♦ M	<15 ♦ M	<15 ♦ M	<15 ♦ M	<15 ♦ M	34 ♦ M
Indeno(1,2,3-cd)pyrene	<18 µg/kg	TM218		<18 ♦ M	<18 ♦ M	<18 ♦ M	<18 ♦ M	<18 ♦ M	22.9 ♦ M
Dibenzo(a,h)anthracene	<23 µg/kg	TM218		<23 ♦ M	<23 ♦ M	<23 ♦ M	<23 ♦ M	<23 ♦ M	<23 ♦ M
Benzo(g,h,i)perylene	<24 µg/kg	TM218		<24 ♦ M	<24 ♦ M	<24 ♦ M	<24 ♦ M	<24 ♦ M	<24 ♦ M
PAH, Total Detected USEPA 16	<118 µg/kg	TM218		272	199	<118	<118	342	1070

CERTIFICATE OF ANALYSIS

SDG:	150417-125	**Location:**	Coed Darcy	**Order Number:**	CD1186
Job:	H_ATKINS_LDC-335	**Customer:**	Atkins Global Ltd	**Report Number:**	312613
Client Reference:	POS	**Attention:**	Alex Mann	**Superseded Report:**	

PAH by GCMS

Results Legend	
#	ISO17025 accredited.
M	*m*CERTS accredited.
aq	Aqueous / settled sample.
diss.filt	Dissolved / filtered sample.
tot.unfilt	Total / unfiltered sample.
*	Subcontracted test.
**	% recovery of the surrogate standard to check the efficiency of the method. The results of individual compounds within samples aren't corrected for the recovery
(F)	Trigger breach confirmed
1-5&+§@	Sample deviation (see appendix)

Component	LOD/Units	Method	Customer Sample R	POS 100	POS 101	POS 101	POS 101	POS 101	POS 102
			Depth (m)	1.50 - 1.50	0.50 - 0.50	1.50 - 1.50	3.00 - 3.00	4.50 - 4.50	0.50 - 0.50
			Sample Type	Soil/Solid	Soil/Solid	Soil/Solid	Soil/Solid	Soil/Solid	Soil/Solid
			Date Sampled	16/04/2015	16/04/2015	16/04/2015	16/04/2015	16/04/2015	16/04/2015
			Sample Time	.	.	.	.	.	.
			Date Received	17/04/2015	17/04/2015	17/04/2015	17/04/2015	17/04/2015	17/04/2015
			SDG Ref	150417-125	150417-125	150417-125	150417-125	150417-125	150417-125
			Lab Sample No.(s)	11205510	11205536	11205541	11205551	11205556	11205586
			AGS Reference						
Naphthalene-d8 % recovery**	%	TM218		90.4	96.5	125	95.4	90.7	98.9
Acenaphthene-d10 % recovery**	%	TM218		86.5	95.2	123	88.2	88.8	98.5
Phenanthrene-d10 % recovery**	%	TM218		87.6	95.7	123	88.8	90.2	96.7
Chrysene-d12 % recovery**	%	TM218		79.2	84.5	114	91.4	83.1	85.8
Perylene-d12 % recovery**	%	TM218		71.9	83.9	116	84.8	83.1	86.2
Naphthalene	<9 µg/kg	TM218		21 ♦ M	49.5 ♦ M	60.5 ♦ M	<9 ♦ M	12.1 ♦ #	74 ♦ M
Acenaphthylene	<12 µg/kg	TM218		<12 ♦ M	<12 ♦ M	<12 ♦ M	<12 ♦ M	<12 ♦ #	<12 ♦ M
Acenaphthene	<8 µg/kg	TM218		<8 ♦ M	<8 ♦ M	<8 ♦ M	<8 ♦ M	<8 ♦ #	<8 ♦ M
Fluorene	<10 µg/kg	TM218		<10 ♦ M	<10 ♦ M	<10 ♦ M	<10 ♦ M	<10 ♦ #	<10 ♦ M
Phenanthrene	<15 µg/kg	TM218		143 ♦ M	372 ♦ M	271 ♦ M	62.4 ♦ M	70.5 ♦ #	257 ♦ M
Anthracene	<16 µg/kg	TM218		<16 ♦ M	<16 ♦ M	<16 ♦ M	<16 ♦ M	<16 ♦ #	<16 ♦ M
Fluoranthene	<17 µg/kg	TM218		<17 ♦ M	59 ♦ M	78.2 ♦ M	24.9 ♦ M	<17 ♦ #	62 ♦ M
Pyrene	<15 µg/kg	TM218		<15 ♦ M	59.2 ♦ M	63.5 ♦ M	<15 ♦ M	<15 ♦ #	57.8 ♦ M
Benz(a)anthracene	<14 µg/kg	TM218		<14 ♦ M	<14 ♦ M	21.8 ♦ M	<14 ♦ M	<14 ♦ #	<14 ♦ M
Chrysene	<10 µg/kg	TM218		60.6 ♦ M	168 ♦ M	123 ♦ M	51.5 ♦ M	<10 ♦ #	114 ♦ M
Benzo(b)fluoranthene	<15 µg/kg	TM218		35.2 ♦ M	117 ♦ M	127 ♦ M	46.5 ♦ M	20.8 ♦ #	91.5 ♦ M
Benzo(k)fluoranthene	<14 µg/kg	TM218		<14 ♦ M	<14 ♦ M	23.1 ♦ M	<14 ♦ M	<14 ♦ #	<14 ♦ M
Benzo(a)pyrene	<15 µg/kg	TM218		<15 ♦ M	17.7 ♦ M	30.7 ♦ M	<15 ♦ M	<15 ♦ #	22.4 ♦ M
Indeno(1,2,3-cd)pyrene	<18 µg/kg	TM218		<18 ♦ M	<18 ♦ M	23.8 ♦ M	<18 ♦ M	<18 ♦ #	<18 ♦ M
Dibenzo(a,h)anthracene	<23 µg/kg	TM218		<23 ♦ M	<23 ♦ M	<23 ♦ M	<23 ♦ M	<23 ♦ #	<23 ♦ M
Benzo(g,h,i)perylene	<24 µg/kg	TM218		<24 ♦ M	<24 ♦ M	32.1 ♦ M	<24 ♦ M	<24 ♦ #	<24 ♦ M
PAH, Total Detected USEPA 16	<118 µg/kg	TM218		260	842	854	185	<118	679

CERTIFICATE OF ANALYSIS

SDG:	150417-125	**Location:**	Coed Darcy	**Order Number:**	CD1186
Job:	H_ATKINS_LDC-335	**Customer:**	Atkins Global Ltd	**Report Number:**	312613
Client Reference:	POS	**Attention:**	Alex Mann	**Superseded Report:**	

PAH by GCMS

Results Legend	
#	ISO17025 accredited.
M	*m*CERTS accredited.
aq	Aqueous / settled sample.
diss.filt	Dissolved / filtered sample.
tot.unfilt	Total / unfiltered sample.
*	Subcontracted test.
**	% recovery of the surrogate standard to check the efficiency of the method. The results of individual compounds within samples aren't corrected for the recovery
(F)	Trigger breach confirmed
1-5&+§@	Sample deviation (see appendix)

Component	LOD/Units	Method	Customer Sample R	POS 102	POS 102	POS 102	POS 103	POS 103	POS 104
			Depth (m)	2.00 - 2.00	3.50 - 3.50	4.50 - 4.50	0.50 - 0.50	1.50 - 1.50	0.50 - 0.50
			Sample Type	Soil/Solid	Soil/Solid	Soil/Solid	Soil/Solid	Soil/Solid	Soil/Solid
			Date Sampled	16/04/2015	16/04/2015	16/04/2015	16/04/2015	16/04/2015	16/04/2015
			Sample Time	.	.	.	.	.	.
			Date Received	17/04/2015	17/04/2015	17/04/2015	17/04/2015	17/04/2015	17/04/2015
			SDG Ref	150417-125	150417-125	150417-125	150417-125	150417-125	150417-125
			Lab Sample No.(s)	11205593	11205598	11205611	11205624	11205628	11205632
			AGS Reference						
Naphthalene-d8 % recovery**	%	TM218		102	110	93.2	100	117	101
Acenaphthene-d10 % recovery**	%	TM218		93.7	109	91.8	99.5	113	99.3
Phenanthrene-d10 % recovery**	%	TM218		92.4	111	93.8	100	114	100
Chrysene-d12 % recovery**	%	TM218		101	104	87.4	87.4	106	95
Perylene-d12 % recovery**	%	TM218		96.6	103	86.8	86.5	104	93.7
Naphthalene	<9 µg/kg	TM218		34.5 ♦ M	<9 ♦ M	<9 ♦ M	73.2 ♦ M	34.6 ♦ M	312 ♦ M
Acenaphthylene	<12 µg/kg	TM218		<12 ♦ M	<12 ♦ M	<12 ♦ M	<12 ♦ M	<12 ♦ M	940 ♦ M
Acenaphthene	<8 µg/kg	TM218		<8 ♦ M	<8 ♦ M	<8 ♦ M	<8 ♦ M	42.7 ♦ M	92.1 ♦ M
Fluorene	<10 µg/kg	TM218		<10 ♦ M	<10 ♦ M	<10 ♦ M	<10 ♦ M	24.8 ♦ M	164 ♦ M
Phenanthrene	<15 µg/kg	TM218		130 ♦ M	30.8 ♦ M	53.7 ♦ M	195 ♦ M	99.3 ♦ M	2130 ♦ M
Anthracene	<16 µg/kg	TM218		<16 ♦ M	<16 ♦ M	<16 ♦ M	<16 ♦ M	<16 ♦ M	959 ♦ M
Fluoranthene	<17 µg/kg	TM218		40.4 ♦ M	<17 ♦ M	<17 ♦ M	80.3 ♦ M	29.6 ♦ M	6090 ♦ M
Pyrene	<15 µg/kg	TM218		29.6 ♦ M	<15 ♦ M	<15 ♦ M	80.4 ♦ M	20 ♦ M	5110 ♦ M
Benz(a)anthracene	<14 µg/kg	TM218		<14 ♦ M	<14 ♦ M	<14 ♦ M	<14 ♦ M	<14 ♦ M	3670 ♦ M
Chrysene	<10 µg/kg	TM218		35.4 ♦ M	<10 ♦ M	<10 ♦ M	111 ♦ M	51.2 ♦ M	3260 ♦ M
Benzo(b)fluoranthene	<15 µg/kg	TM218		66.1 ♦ M	<15 ♦ M	34.5 ♦ M	111 ♦ M	49.9 ♦ M	5330 ♦ M
Benzo(k)fluoranthene	<14 µg/kg	TM218		<14 ♦ M	<14 ♦ M	<14 ♦ M	27.4 ♦ M	<14 ♦ M	2120 ♦ M
Benzo(a)pyrene	<15 µg/kg	TM218		<15 ♦ M	<15 ♦ M	<15 ♦ M	37.3 ♦ M	<15 ♦ M	3980 ♦ M
Indeno(1,2,3-cd)pyrene	<18 µg/kg	TM218		<18 ♦ M	<18 ♦ M	<18 ♦ M	29.9 ♦ M	<18 ♦ M	2340 ♦ M
Dibenzo(a,h)anthracene	<23 µg/kg	TM218		<23 ♦ M	<23 ♦ M	<23 ♦ M	<23 ♦ M	<23 ♦ M	817 ♦ M
Benzo(g,h,i)perylene	<24 µg/kg	TM218		<24 ♦ M	<24 ♦ M	<24 ♦ M	41.5 ♦ M	<24 ♦ M	2640 ♦ M
PAH, Total Detected USEPA 16	<118 µg/kg	TM218		336	<118	<118	786	352	40000

CERTIFICATE OF ANALYSIS

SDG:	150417-125	**Location:**	Coed Darcy	**Order Number:**	CD1186
Job:	H_ATKINS_LDC-335	**Customer:**	Atkins Global Ltd	**Report Number:**	312613
Client Reference:	POS	**Attention:**	Alex Mann	**Superseded Report:**	

PAH by GCMS

Results Legend	
#	ISO17025 accredited.
M	*m*CERTS accredited.
aq	Aqueous / settled sample.
diss.filt	Dissolved / filtered sample.
tot.unfilt	Total / unfiltered sample.
*	Subcontracted test.
**	% recovery of the surrogate standard to check the efficiency of the method. The results of individual compounds within samples aren't corrected for the recovery
(F)	Trigger breach confirmed
1-5&+§@	Sample deviation (see appendix)

Component	LOD/Units	Method	Customer Sample R	POS 105	POS 105	POS 105	POS 106	POS 107	POS 108
			Depth (m)	0.50 - 0.50	1.50 - 1.50	2.50 - 2.50	0.50 - 0.50	0.50 - 0.50	0.50 - 0.50
			Sample Type	Soil/Solid	Soil/Solid	Soil/Solid	Soil/Solid	Soil/Solid	Soil/Solid
			Date Sampled	16/04/2015	16/04/2015	16/04/2015	16/04/2015	16/04/2015	16/04/2015
			Sample Time	.	.	.	.	.	.
			Date Received	17/04/2015	17/04/2015	17/04/2015	17/04/2015	17/04/2015	17/04/2015
			SDG Ref	150417-125	150417-125	150417-125	150417-125	150417-125	150417-125
			Lab Sample No.(s)	11205656	11205660	11205664	11205672	11205668	11205644
			AGS Reference						
Naphthalene-d8 % recovery**	%	TM218		101	100	96.4	106	106	90.1
Acenaphthene-d10 % recovery**	%	TM218		99.1	98.6	94.9	103	105	86.4
Phenanthrene-d10 % recovery**	%	TM218		101	97.5	93.4	106	107	87
Chrysene-d12 % recovery**	%	TM218		99.7	85.3	82.4	101	103	81.1
Perylene-d12 % recovery**	%	TM218		105	84.9	80.8	103	107	78.6
Naphthalene	<9 µg/kg	TM218		23.1 ♦ M	<9 ♦ M	16.1 ♦ M	24.4 ♦ M	23.2 ♦ M	22.9 ♦ #
Acenaphthylene	<12 µg/kg	TM218		<12 ♦ M	<12 ♦ M	<12 ♦ M	<12 ♦ M	<12 ♦ M	<12 ♦ #
Acenaphthene	<8 µg/kg	TM218		<8 ♦ M	<8 ♦ M	<8 ♦ M	<8 ♦ M	<8 ♦ M	<8 ♦ #
Fluorene	<10 µg/kg	TM218		<10 ♦ M	<10 ♦ M	<10 ♦ M	<10 ♦ M	<10 ♦ M	<10 ♦ #
Phenanthrene	<15 µg/kg	TM218		170 ♦ M	55.3 ♦ M	219 ♦ M	180 ♦ M	98.5 ♦ M	159 ♦ #
Anthracene	<16 µg/kg	TM218		<16 ♦ M	<16 ♦ M	<16 ♦ M	<16 ♦ M	<16 ♦ M	17.9 ♦ #
Fluoranthene	<17 µg/kg	TM218		23.7 ♦ M	<17 ♦ M	<17 ♦ M	23.5 ♦ M	59 ♦ M	155 ♦ #
Pyrene	<15 µg/kg	TM218		<15 ♦ M	<15 ♦ M	<15 ♦ M	<15 ♦ M	39 ♦ M	100 ♦ #
Benz(a)anthracene	<14 µg/kg	TM218		<14 ♦ M	<14 ♦ M	<14 ♦ M	<14 ♦ M	17.5 ♦ M	113 ♦ #
Chrysene	<10 µg/kg	TM218		81.1 ♦ M	24.5 ♦ M	91.9 ♦ M	83 ♦ M	73.3 ♦ M	117 ♦ #
Benzo(b)fluoranthene	<15 µg/kg	TM218		62.6 ♦ M	25.8 ♦ M	67.6 ♦ M	60.6 ♦ M	91.8 ♦ M	142 ♦ #
Benzo(k)fluoranthene	<14 µg/kg	TM218		<14 ♦ M	<14 ♦ M	<14 ♦ M	<14 ♦ M	18.1 ♦ M	49 ♦ #
Benzo(a)pyrene	<15 µg/kg	TM218		<15 ♦ M	<15 ♦ M	<15 ♦ M	<15 ♦ M	27 ♦ M	65.6 ♦ #
Indeno(1,2,3-cd)pyrene	<18 µg/kg	TM218		<18 ♦ M	<18 ♦ M	<18 ♦ M	<18 ♦ M	<18 ♦ M	39.7 ♦ #
Dibenzo(a,h)anthracene	<23 µg/kg	TM218		<23 ♦ M	<23 ♦ M	<23 ♦ M	<23 ♦ M	<23 ♦ M	<23 ♦ #
Benzo(g,h,i)perylene	<24 µg/kg	TM218		<24 ♦ M	<24 ♦ M	<24 ♦ M	<24 ♦ M	<24 ♦ M	49 ♦ #
PAH, Total Detected USEPA 16	<118 µg/kg	TM218		361	<118	394	371	447	1030

CERTIFICATE OF ANALYSIS

SDG:	150417-125	**Location:**	Coed Darcy	**Order Number:**	CD1186
Job:	H_ATKINS_LDC-335	**Customer:**	Atkins Global Ltd	**Report Number:**	312613
Client Reference:	POS	**Attention:**	Alex Mann	**Superseded Report:**	

PAH by GCMS

Results Legend	
#	ISO17025 accredited.
M	*m*CERTS accredited.
aq	Aqueous / settled sample.
diss.filt	Dissolved / filtered sample.
tot.unfilt	Total / unfiltered sample.
*	Subcontracted test.
**	% recovery of the surrogate standard to check the efficiency of the method. The results of individual compounds within samples aren't corrected for the recovery
(F)	Trigger breach confirmed
1-5&+§@	Sample deviation (see appendix)

Component	LOD/Units	Method	Customer Sample R	POS 108	POS 109	POS 109	POS 110	POS 110	POS 111
			Depth (m)	1.50 - 1.50	0.50 - 0.50	1.50 - 1.50	0.50 - 0.50	1.50 - 1.50	0.50 - 0.50
			Sample Type	Soil/Solid	Soil/Solid	Soil/Solid	Soil/Solid	Soil/Solid	Soil/Solid
			Date Sampled	16/04/2015	16/04/2015	16/04/2015	16/04/2015	16/04/2015	16/04/2015
			Sample Time	.	.	.	.	.	.
			Date Received	17/04/2015	17/04/2015	17/04/2015	17/04/2015	17/04/2015	17/04/2015
			SDG Ref	150417-125	150417-125	150417-125	150417-125	150417-125	150417-125
			Lab Sample No.(s)	11205648	11205636	11205640	11205676	11205680	11205688
			AGS Reference						
Naphthalene-d8 % recovery**	%	TM218		96.7	97.4	99.5	98.8	90.3	96.6
Acenaphthene-d10 % recovery**	%	TM218		93.1	90.1	96.2	98	86.3	94.1
Phenanthrene-d10 % recovery**	%	TM218		94.4	90.2	97.6	100	87.1	96.2
Chrysene-d12 % recovery**	%	TM218		88.3	92.9	89.5	95.7	79.3	90.2
Perylene-d12 % recovery**	%	TM218		86.2	85.2	88.7	100	72.1	92.7
Naphthalene	<9 µg/kg	TM218		16.1 ♦ M	26.8 ♦ M	28.3 ♦ M	43.3 ♦ M	16 ♦ M	15.1 ♦ M
Acenaphthylene	<12 µg/kg	TM218		<12 ♦ M	<12 ♦ M	<12 ♦ M	<12 ♦ M	<12 ♦ M	<12 ♦ M
Acenaphthene	<8 µg/kg	TM218		13.2 ♦ M	<8 ♦ M	<8 ♦ M	<8 ♦ M	<8 ♦ M	<8 ♦ M
Fluorene	<10 µg/kg	TM218		12.3 ♦ M	<10 ♦ M	<10 ♦ M	<10 ♦ M	<10 ♦ M	<10 ♦ M
Phenanthrene	<15 µg/kg	TM218		465 ♦ M	113 ♦ M	63.6 ♦ M	169 ♦ M	143 ♦ M	78.2 ♦ M
Anthracene	<16 µg/kg	TM218		67.3 ♦ M	<16 ♦ M	<16 ♦ M	<16 ♦ M	146 ♦ M	<16 ♦ M
Fluoranthene	<17 µg/kg	TM218		816 ♦ M	<17 ♦ M	<17 ♦ M	28.5 ♦ M	<17 ♦ M	43 ♦ M
Pyrene	<15 µg/kg	TM218		512 ♦ M	<15 ♦ M	<15 ♦ M	<15 ♦ M	<15 ♦ M	28.9 ♦ M
Benz(a)anthracene	<14 µg/kg	TM218		510 ♦ M	<14 ♦ M	<14 ♦ M	<14 ♦ M	<14 ♦ M	<14 ♦ M
Chrysene	<10 µg/kg	TM218		538 ♦ M	69 ♦ M	30 ♦ M	104 ♦ M	56.7 ♦ M	59.8 ♦ M
Benzo(b)fluoranthene	<15 µg/kg	TM218		668 ♦ M	46.3 ♦ M	27.9 ♦ M	77.1 ♦ M	37.9 ♦ M	56 ♦ M
Benzo(k)fluoranthene	<14 µg/kg	TM218		208 ♦ M	<14 ♦ M	<14 ♦ M	<14 ♦ M	<14 ♦ M	<14 ♦ M
Benzo(a)pyrene	<15 µg/kg	TM218		319 ♦ M	<15 ♦ M	<15 ♦ M	<15 ♦ M	<15 ♦ M	20.9 ♦ M
Indeno(1,2,3-cd)pyrene	<18 µg/kg	TM218		194 ♦ M	<18 ♦ M	<18 ♦ M	<18 ♦ M	<18 ♦ M	<18 ♦ M
Dibenzo(a,h)anthracene	<23 µg/kg	TM218		91.6 ♦ M	<23 ♦ M	<23 ♦ M	<23 ♦ M	<23 ♦ M	<23 ♦ M
Benzo(g,h,i)perylene	<24 µg/kg	TM218		201 ♦ M	<24 ♦ M	<24 ♦ M	<24 ♦ M	<24 ♦ M	<24 ♦ M
PAH, Total Detected USEPA 16	<118 µg/kg	TM218		4630	255	150	422	400	302

CERTIFICATE OF ANALYSIS

SDG:	150417-125	**Location:**	Coed Darcy	**Order Number:**	CD1186
Job:	H_ATKINS_LDC-335	**Customer:**	Atkins Global Ltd	**Report Number:**	312613
Client Reference:	POS	**Attention:**	Alex Mann	**Superseded Report:**	

PAH by GCMS

Results Legend	
#	ISO17025 accredited.
M	*m*CERTS accredited.
aq	Aqueous / settled sample.
diss.filt	Dissolved / filtered sample.
tot.unfilt	Total / unfiltered sample.
*	Subcontracted test.
**	% recovery of the surrogate standard to check the efficiency of the method. The results of individual compounds within samples aren't corrected for the recovery
(F)	Trigger breach confirmed
1-5&+§@	Sample deviation (see appendix)

Component	LOD/Units	Method	Customer Sample R	POS 112	POS 113	POS 114	POS 114		
			Depth (m)	0.50 - 0.50	0.30 - 0.30	0.50 - 0.50	1.50 - 1.50		
			Sample Type	Soil/Solid	Soil/Solid	Soil/Solid	Soil/Solid		
			Date Sampled	16/04/2015	16/04/2015	16/04/2015	16/04/2015		
			Sample Time	.	.	.	.		
			Date Received	17/04/2015	17/04/2015	17/04/2015	17/04/2015		
			SDG Ref	150417-125	150417-125	150417-125	150417-125		
			Lab Sample No.(s)	11205684	11205693	11205702	11205706		
			AGS Reference						
Naphthalene-d8 % recovery**	%	TM218		90.5	97.6	105	99		
Acenaphthene-d10 % recovery**	%	TM218		89	96.2	103	96.4		
Phenanthrene-d10 % recovery**	%	TM218		88.9	97.9	106	95.8		
Chrysene-d12 % recovery**	%	TM218		78.1	94.7	105	83.7		
Perylene-d12 % recovery**	%	TM218		74.1	100	112	84		
Naphthalene	<9 µg/kg	TM218		<9 ♦ M	34.7 ♦ M	34.1 ♦ M	12.2 ♦ M		
Acenaphthylene	<12 µg/kg	TM218		<12 ♦ M	<12 ♦ M	<12 ♦ M	<12 ♦ M		
Acenaphthene	<8 µg/kg	TM218		<8 ♦ M	<8 ♦ M	<8 ♦ M	<8 ♦ M		
Fluorene	<10 µg/kg	TM218		<10 ♦ M	<10 ♦ M	<10 ♦ M	<10 ♦ M		
Phenanthrene	<15 µg/kg	TM218		88.3 ♦ M	250 ♦ M	348 ♦ M	61.4 ♦ M		
Anthracene	<16 µg/kg	TM218		<16 ♦ M	<16 ♦ M	<16 ♦ M	<16 ♦ M		
Fluoranthene	<17 µg/kg	TM218		<17 ♦ M	51.8 ♦ M	63.6 ♦ M	31.3 ♦ M		
Pyrene	<15 µg/kg	TM218		<15 ♦ M	31.4 ♦ M	34.7 ♦ M	23.5 ♦ M		
Benz(a)anthracene	<14 µg/kg	TM218		<14 ♦ M	<14 ♦ M	<14 ♦ M	<14 ♦ M		
Chrysene	<10 µg/kg	TM218		34.2 ♦ M	143 ♦ M	182 ♦ M	40.2 ♦ M		
Benzo(b)fluoranthene	<15 µg/kg	TM218		25 ♦ M	105 ♦ M	142 ♦ M	56.2 ♦ M		
Benzo(k)fluoranthene	<14 µg/kg	TM218		<14 ♦ M	<14 ♦ M	15.6 ♦ M	<14 ♦ M		
Benzo(a)pyrene	<15 µg/kg	TM218		<15 ♦ M	22.6 ♦ M	20.6 ♦ M	<15 ♦ M		
Indeno(1,2,3-cd)pyrene	<18 µg/kg	TM218		<18 ♦ M	20.4 ♦ M	20.5 ♦ M	<18 ♦ M		
Dibenzo(a,h)anthracene	<23 µg/kg	TM218		<23 ♦ M	<23 ♦ M	<23 ♦ M	<23 ♦ M		
Benzo(g,h,i)perylene	<24 µg/kg	TM218		<24 ♦ M	<24 ♦ M	<24 ♦ M	<24 ♦ M		
PAH, Total Detected USEPA 16	<118 µg/kg	TM218		148	658	861	225		

CERTIFICATE OF ANALYSIS

SDG:	150417-125	**Location:**	Coed Darcy	**Order Number:**	CD1186
Job:	H_ATKINS_LDC-335	**Customer:**	Atkins Global Ltd	**Report Number:**	312613
Client Reference:	POS	**Attention:**	Alex Mann	**Superseded Report:**	

TPH CWG (S)

Results Legend	
#	ISO17025 accredited.
M	*m*CERTS accredited.
aq	Aqueous / settled sample.
diss.filt	Dissolved / filtered sample.
tot.unfilt	Total / unfiltered sample.
*	Subcontracted test.
**	% recovery of the surrogate standard to check the efficiency of the method. The results of individual compounds within samples aren't corrected for the recovery
(F)	Trigger breach confirmed
1-5&+§@	Sample deviation (see appendix)

Component	LOD/Units	Method	Customer Sample R	POS 58	POS 58	POS 58	POS 59	POS 66	POS 66
			Depth (m)	0.50 - 0.50	1.50 - 1.50	2.50 - 2.50	0.50 - 0.50	0.50 - 0.50	1.60 - 1.60
			Sample Type	Soil/Solid	Soil/Solid	Soil/Solid	Soil/Solid	Soil/Solid	Soil/Solid
			Date Sampled	15/04/2015	15/04/2015	15/04/2015	15/04/2015	14/04/2015	14/04/2015
			Sample Time	.	.	.	.	.	.
			Date Received	17/04/2015	17/04/2015	17/04/2015	17/04/2015	17/04/2015	17/04/2015
			SDG Ref	150417-125	150417-125	150417-125	150417-125	150417-125	150417-125
			Lab Sample No.(s)	11205960	11205965	11205971	11206054	11206083	11205491
			AGS Reference						
GRO Surrogate % recovery**	%	TM089		69 ♦	80 ♦	290 ♦	76 ♦	61 @	128 @
GRO TOT (Moisture Corrected)	<44 µg/kg	TM089		<176 ♦ M	29500 ♦ M	3350000 3 ♦ M	<176 ♦ M	<176 @ M	<176 @ M
Methyl tertiary butyl ether (MTBE)	<5 µg/kg	TM089		<20 ♦ M	<20 ♦ M	<100 ♦ M	<20 ♦ M	<20 @ M	<20 @ M
Benzene	<10 µg/kg	TM089		<40 ♦ M	<40 ♦ M	<200 ♦ M	<40 ♦ M	<40 @ M	<40 @ M
Toluene	<2 µg/kg	TM089		<8 ♦ M	<8 ♦ M	<40 ♦ M	<8 ♦ M	<8 @ M	<8 @ M
Ethylbenzene	<3 µg/kg	TM089		<12 ♦ M	<12 ♦ M	<60 ♦ M	<12 ♦ M	<12 @ M	<12 @ M
m,p-Xylene	<6 µg/kg	TM089		<24 ♦ M	<24 ♦ M	<120 ♦ M	<24 ♦ M	<24 @ M	<24 @ M
o-Xylene	<3 µg/kg	TM089		<12 ♦ M	<12 ♦ M	<60 ♦ M	<12 ♦ M	<12 @ M	<12 @ M
sum of detected mpo xylene by GC	<9 µg/kg	TM089		<9 ♦	<9 ♦	<9 ♦	<9 ♦	<9 @	<9 @
sum of detected BTEX by GC	<24 µg/kg	TM089		<24 ♦	<24 ♦	<24 ♦	<24 ♦	<24 @	<24 @
Aliphatics >C5-C6	<10 µg/kg	TM089		<40 ♦	505 ♦	203000 3 ♦	<40 ♦	<40 @	<40 @
Aliphatics >C6-C8	<10 µg/kg	TM089		<40 ♦	5510 ♦	1640000 3 ♦	<40 ♦	<40 @	<40 @
Aliphatics >C8-C10	<10 µg/kg	TM089		<40 ♦	8050 ♦	688000 3 ♦	<40 ♦	<40 @	<40 @
Aliphatics >C10-C12	<10 µg/kg	TM089		<40 ♦	6020 ♦	215000 3 ♦	<40 ♦	<40 @	<40 @
Aliphatics >C12-C16	<100 µg/kg	TM173		4370	5120	20900	<100	<100	<100
Aliphatics >C16-C21	<100 µg/kg	TM173		8530	10500	4490	<100	3430	<100
Aliphatics >C21-C35	<100 µg/kg	TM173		9820	1860	10100	<100	8730	<100
Aliphatics >C35-C44	<100 µg/kg	TM173		<100	<100	782	<100	598	<100
Total Aliphatics >C12-C44	<100 µg/kg	TM173		22700	17500	36300	<100	12800	<100
Aromatics >EC5-EC7	<10 µg/kg	TM089		<40 ♦	<40 ♦	<200 3 ♦	<40 ♦	<40 @	<40 @
Aromatics >EC7-EC8	<10 µg/kg	TM089		<40 ♦	<40 ♦	<200 3 ♦	<40 ♦	<40 @	<40 @
Aromatics >EC8-EC10	<10 µg/kg	TM089		<40 ♦	5370 ♦	459000 3 ♦	<40 ♦	<40 @	<40 @
Aromatics >EC10-EC12	<10 µg/kg	TM089		<40 ♦	4010 ♦	143000 3 ♦	<40 ♦	<40 @	<40 @
Aromatics >EC12-EC16	<100 µg/kg	TM173		<100	1820	5100	<100	<100	<100
Aromatics >EC16-EC21	<100 µg/kg	TM173		2150	2690	<100	<100	459	<100
Aromatics >EC21-EC35	<100 µg/kg	TM173		2460	2660	<100	<100	5620	369
Aromatics >EC35-EC44	<100 µg/kg	TM173		<100	1680	<100	<100	5250	135
Aromatics >EC40-EC44	<100 µg/kg	TM173		<100	991	<100	<100	2830	<100
Total Aromatics >EC12-EC44	<100 µg/kg	TM173		4610	8850	5100	<100	11300	504
Total Aliphatics & Aromatics >C5-C44	<100 µg/kg	TM173		27300	55800	3390000	<100	24100	504

CERTIFICATE OF ANALYSIS

SDG:	150417-125	**Location:**	Coed Darcy	**Order Number:**	CD1186
Job:	H_ATKINS_LDC-335	**Customer:**	Atkins Global Ltd	**Report Number:**	312613
Client Reference:	POS	**Attention:**	Alex Mann	**Superseded Report:**	

TPH CWG (S)

Results Legend	
#	ISO17025 accredited.
M	*m*CERTS accredited.
aq	Aqueous / settled sample.
diss.filt	Dissolved / filtered sample.
tot.unfilt	Total / unfiltered sample.
*	Subcontracted test.
**	% recovery of the surrogate standard to check the efficiency of the method. The results of individual compounds within samples aren't corrected for the recovery
(F)	Trigger breach confirmed
1-5&+§@	Sample deviation (see appendix)

Component	LOD/Units	Method	Customer Sample R	POS 66	POS 66	POS 67	POS 67	POS 67	POS 67
			Depth (m)	2.80 - 2.80	4.20 - 4.20	0.50 - 0.50	1.50 - 1.50	2.50 - 2.50	3.50 - 3.50
			Sample Type	Soil/Solid	Soil/Solid	Soil/Solid	Soil/Solid	Soil/Solid	Soil/Solid
			Date Sampled	14/04/2015	14/04/2015	14/04/2015	14/04/2015	14/04/2015	14/04/2015
			Sample Time	.	.	.	.	.	.
			Date Received	17/04/2015	17/04/2015	17/04/2015	17/04/2015	17/04/2015	17/04/2015
			SDG Ref	150417-125	150417-125	150417-125	150417-125	150417-125	150417-125
			Lab Sample No.(s)	11205545	11205603	11205885	11205937	11205987	11206032
			AGS Reference						
GRO Surrogate % recovery**	%	TM089		139 @	121 @	98 @	101 @	106 @	85 @
GRO TOT (Moisture Corrected)	<44 µg/kg	TM089		258000 @ M	43900 @ M	<176 @ M	51100 @ M	422000 @ M	114000 @ M
Methyl tertiary butyl ether (MTBE)	<5 µg/kg	TM089		<20 @ M	<20 @ M	<20 @ M	<20 @ M	<100 @ M	<20 @ M
Benzene	<10 µg/kg	TM089		119 @ M	<40 @ M	<40 @ M	<40 @ M	<200 @ M	609 @ M
Toluene	<2 µg/kg	TM089		<8 @ M	<8 @ M	<8 @ M	<8 @ M	<40 @ M	<8 @ M
Ethylbenzene	<3 µg/kg	TM089		<12 @ M	<12 @ M	<12 @ M	<12 @ M	<60 @ M	<12 @ M
m,p-Xylene	<6 µg/kg	TM089		<24 @ M	<24 @ M	<24 @ M	<24 @ M	<120 @ M	<24 @ M
o-Xylene	<3 µg/kg	TM089		<12 @ M	<12 @ M	<12 @ M	<12 @ M	<60 @ M	<12 @ M
sum of detected mpo xylene by GC	<9 µg/kg	TM089		<9 @	<9 @	<9 @	<9 @	<9 @	<9 @
sum of detected BTEX by GC	<24 µg/kg	TM089		119 @	<24 @	<24 @	<24 @	<24 @	609 @
Aliphatics >C5-C6	<10 µg/kg	TM089		518 @	461 @	<40 @	993 @	3540 @	4910 @
Aliphatics >C6-C8	<10 µg/kg	TM089		87400 @	7680 @	<40 @	5190 @	91500 @	28700 @
Aliphatics >C8-C10	<10 µg/kg	TM089		75500 @	10300 @	<40 @	7130 @	92200 @	21500 @
Aliphatics >C10-C12	<10 µg/kg	TM089		26300 @	11100 @	<40 @	19800 @	104000 @	26100 @
Aliphatics >C12-C16	<100 µg/kg	TM173		80200	9650	1770	92200	122000	30300
Aliphatics >C16-C21	<100 µg/kg	TM173		73400	4170	9110	50800	68900	17600
Aliphatics >C21-C35	<100 µg/kg	TM173		356000	31100	33200	56100	119000	12600
Aliphatics >C35-C44	<100 µg/kg	TM173		57500	4010	3420	5940	17300	<100
Total Aliphatics >C12-C44	<100 µg/kg	TM173		567000	49000	47500	205000	327000	60600
Aromatics >EC5-EC7	<10 µg/kg	TM089		119 @	<40 @	<40 @	<40 @	<200 @	609 @
Aromatics >EC7-EC8	<10 µg/kg	TM089		<40 @	<40 @	<40 @	<40 @	<200 @	<40 @
Aromatics >EC8-EC10	<10 µg/kg	TM089		50300 @	6890 @	<40 @	4750 @	61500 @	14300 @
Aromatics >EC10-EC12	<10 µg/kg	TM089		17500 @	7410 @	<40 @	13200 @	69100 @	17400 @
Aromatics >EC12-EC16	<100 µg/kg	TM173		9750	1970	218	15000	21100	5490
Aromatics >EC16-EC21	<100 µg/kg	TM173		38900	3830	3960	14600	25800	4750
Aromatics >EC21-EC35	<100 µg/kg	TM173		187000	18600	29100	31100	78700	8130
Aromatics >EC35-EC44	<100 µg/kg	TM173		58800	7520	13500	12000	30400	<100
Aromatics >EC40-EC44	<100 µg/kg	TM173		22600	2990	5400	5200	12900	<100
Total Aromatics >EC12-EC44	<100 µg/kg	TM173		294000	31900	46800	72700	156000	18400
Total Aliphatics & Aromatics >C5-C44	<100 µg/kg	TM173		1120000	125000	94400	329000	905000	193000

CERTIFICATE OF ANALYSIS

SDG:	150417-125	**Location:**	Coed Darcy	**Order Number:**	CD1186
Job:	H_ATKINS_LDC-335	**Customer:**	Atkins Global Ltd	**Report Number:**	312613
Client Reference:	POS	**Attention:**	Alex Mann	**Superseded Report:**	

TPH CWG (S)

Results Legend

#	ISO17025 accredited.
M	*m*CERTS accredited.
aq	Aqueous / settled sample.
diss.filt	Dissolved / filtered sample.
tot.unfilt	Total / unfiltered sample.
*	Subcontracted test.
**	% recovery of the surrogate standard to check the efficiency of the method. The results of individual compounds within samples aren't corrected for the recovery
(F)	Trigger breach confirmed
1-5&+§@	Sample deviation (see appendix)

Component	LOD/Units	Method	Customer Sample R	POS 68	POS 68	POS 68	POS 68	POS 69	POS 69
			Depth (m)	0.50 - 0.50	1.50 - 1.50	2.50 - 2.50	3.50 - 3.50	0.50 - 0.50	1.50 - 1.50
			Sample Type	Soil/Solid	Soil/Solid	Soil/Solid	Soil/Solid	Soil/Solid	Soil/Solid
			Date Sampled	14/04/2015	14/04/2015	14/04/2015	14/04/2015	14/04/2015	14/04/2015
			Sample Time	.	.	.	.	.	.
			Date Received	17/04/2015	17/04/2015	17/04/2015	17/04/2015	17/04/2015	17/04/2015
			SDG Ref	150417-125	150417-125	150417-125	150417-125	150417-125	150417-125
			Lab Sample No.(s)	11205487	11205737	11205786	11205833	11205747	11205751
			AGS Reference						
GRO Surrogate % recovery**	%	TM089		90 @	105 @	50 @	13 @	69 @	78 @
GRO TOT (Moisture Corrected)	<44 µg/kg	TM089		<176 @ M	5790 @ M	19900 @ #	930 @ M	453 @ M	<880 @ M
Methyl tertiary butyl ether (MTBE)	<5 µg/kg	TM089		<20 @ M	<20 @ M	<20 @ #	<20 @ M	<20 @ M	<100 @ M
Benzene	<10 µg/kg	TM089		<40 @ M	<40 @ M	<40 @ #	<40 @ M	<40 @ M	<200 @ M
Toluene	<2 µg/kg	TM089		<8 @ M	<8 @ M	<8 @ #	<8 @ M	<8 @ M	<40 @ M
Ethylbenzene	<3 µg/kg	TM089		<12 @ M	<12 @ M	<12 @ #	<12 @ M	<12 @ M	<60 @ M
m,p-Xylene	<6 µg/kg	TM089		<24 @ M	<24 @ M	<24 @ #	<24 @ M	<24 @ M	<120 @ M
o-Xylene	<3 µg/kg	TM089		<12 @ M	<12 @ M	<12 @ #	<12 @ M	<12 @ M	<60 @ M
sum of detected mpo xylene by GC	<9 µg/kg	TM089		<9 @	<9 @	<9 @	<9 @	<9 @	<9 @
sum of detected BTEX by GC	<24 µg/kg	TM089		<24 @	<24 @	<24 @	<24 @	<24 @	<24 @
Aliphatics >C5-C6	<10 µg/kg	TM089		<40 @	<40 @	364 @	137 @	<40 @	<200 @
Aliphatics >C6-C8	<10 µg/kg	TM089		<40 @	263 @	4190 @	507 @	69 @	<200 @
Aliphatics >C8-C10	<10 µg/kg	TM089		<40 @	1470 @	5400 @	139 @	73.6 @	<200 @
Aliphatics >C10-C12	<10 µg/kg	TM089		<40 @	1830 @	3820 @	<40 @	144 @	<200 @
Aliphatics >C12-C16	<100 µg/kg	TM173		3060	1050	610	7780	17900	413
Aliphatics >C16-C21	<100 µg/kg	TM173		11100	171	<100	20000	121000	1550
Aliphatics >C21-C35	<100 µg/kg	TM173		18100	<100	<100	26900	171000	5410
Aliphatics >C35-C44	<100 µg/kg	TM173		1780	<100	<100	2320	18300	<100
Total Aliphatics >C12-C44	<100 µg/kg	TM173		34000	1220	610	57000	328000	7370
Aromatics >EC5-EC7	<10 µg/kg	TM089		<40 @	<40 @	<40 @	<40 @	<40 @	<200 @
Aromatics >EC7-EC8	<10 µg/kg	TM089		<40 @	<40 @	<40 @	<40 @	<40 @	<200 @
Aromatics >EC8-EC10	<10 µg/kg	TM089		<40 @	977 @	3600 @	92.1 @	48.3 @	<200 @
Aromatics >EC10-EC12	<10 µg/kg	TM089		<40 @	1220 @	2550 @	<40 @	95.5 @	<200 @
Aromatics >EC12-EC16	<100 µg/kg	TM173		2170	<100	<100	2880	1690	258
Aromatics >EC16-EC21	<100 µg/kg	TM173		2260	<100	<100	8800	37200	<100
Aromatics >EC21-EC35	<100 µg/kg	TM173		7470	2180	<100	10200	89900	1900
Aromatics >EC35-EC44	<100 µg/kg	TM173		2550	<100	<100	2970	29800	<100
Aromatics >EC40-EC44	<100 µg/kg	TM173		<100	<100	<100	1090	7500	<100
Total Aromatics >EC12-EC44	<100 µg/kg	TM173		14500	2180	<100	24900	159000	2160
Total Aliphatics & Aromatics >C5-C44	<100 µg/kg	TM173		48500	9200	20600	82800	487000	9530

CERTIFICATE OF ANALYSIS

SDG:	150417-125	**Location:**	Coed Darcy	**Order Number:**	CD1186
Job:	H_ATKINS_LDC-335	**Customer:**	Atkins Global Ltd	**Report Number:**	312613
Client Reference:	POS	**Attention:**	Alex Mann	**Superseded Report:**	

TPH CWG (S)

Results Legend	
#	ISO17025 accredited.
M	*m*CERTS accredited.
aq	Aqueous / settled sample.
diss.filt	Dissolved / filtered sample.
tot.unfilt	Total / unfiltered sample.
*	Subcontracted test.
**	% recovery of the surrogate standard to check the efficiency of the method. The results of individual compounds within samples aren't corrected for the recovery
(F)	Trigger breach confirmed
1-5&+§@	Sample deviation (see appendix)

Component	LOD/Units	Method	Customer Sample R	POS 70	POS 70	POS 70	POS 71	POS 71	POS 71
			Depth (m)	0.50 - 0.50	1.60 - 1.60	2.80 - 2.80	0.50 - 0.50	1.50 - 1.50	2.50 - 2.50
			Sample Type	Soil/Solid	Soil/Solid	Soil/Solid	Soil/Solid	Soil/Solid	Soil/Solid
			Date Sampled	14/04/2015	14/04/2015	14/04/2015	14/04/2015	14/04/2015	14/04/2015
			Sample Time	.	.	.	.	.	.
			Date Received	17/04/2015	17/04/2015	17/04/2015	17/04/2015	17/04/2015	17/04/2015
			SDG Ref	150417-125	150417-125	150417-125	150417-125	150417-125	150417-125
			Lab Sample No.(s)	11205726	11205730	11205743	11205652	11205698	11205714
			AGS Reference						
GRO Surrogate % recovery**	%	TM089		75 @	88 @	105 @	106 @	108 @	111 @
GRO TOT (Moisture Corrected)	<44 µg/kg	TM089		<176 @ M	<176 @ M	<176 @ M	<176 @ M	<176 @ M	<176 @ M
Methyl tertiary butyl ether (MTBE)	<5 µg/kg	TM089		<20 @ M	<20 @ M	<20 @ M	<20 @ M	<20 @ M	<20 @ M
Benzene	<10 µg/kg	TM089		<40 @ M	<40 @ M	<40 @ M	<40 @ M	<40 @ M	<40 @ M
Toluene	<2 µg/kg	TM089		<8 @ M	<8 @ M	<8 @ M	<8 @ M	<8 @ M	<8 @ M
Ethylbenzene	<3 µg/kg	TM089		<12 @ M	<12 @ M	<12 @ M	<12 @ M	<12 @ M	<12 @ M
m,p-Xylene	<6 µg/kg	TM089		<24 @ M	<24 @ M	<24 @ M	<24 @ M	<24 @ M	<24 @ M
o-Xylene	<3 µg/kg	TM089		<12 @ M	<12 @ M	<12 @ M	<12 @ M	<12 @ M	<12 @ M
sum of detected mpo xylene by GC	<9 µg/kg	TM089		<9 @	<9 @	<9 @	<9 @	<9 @	<9 @
sum of detected BTEX by GC	<24 µg/kg	TM089		<24 @	<24 @	<24 @	<24 @	<24 @	<24 @
Aliphatics >C5-C6	<10 µg/kg	TM089		<40 @	<40 @	<40 @	<40 @	<40 @	<40 @
Aliphatics >C6-C8	<10 µg/kg	TM089		<40 @	<40 @	<40 @	<40 @	<40 @	<40 @
Aliphatics >C8-C10	<10 µg/kg	TM089		<40 @	<40 @	<40 @	<40 @	<40 @	<40 @
Aliphatics >C10-C12	<10 µg/kg	TM089		<40 @	<40 @	<40 @	<40 @	<40 @	<40 @
Aliphatics >C12-C16	<100 µg/kg	TM173		535	490	1100	948	886	<100
Aliphatics >C16-C21	<100 µg/kg	TM173		4610	900	3220	21200	2140	<100
Aliphatics >C21-C35	<100 µg/kg	TM173		12200	4020	6400	76400	<100	<100
Aliphatics >C35-C44	<100 µg/kg	TM173		1110	<100	<100	10300	<100	<100
Total Aliphatics >C12-C44	<100 µg/kg	TM173		18400	5410	10700	109000	3020	<100
Aromatics >EC5-EC7	<10 µg/kg	TM089		<40 @	<40 @	<40 @	<40 @	<40 @	<40 @
Aromatics >EC7-EC8	<10 µg/kg	TM089		<40 @	<40 @	<40 @	<40 @	<40 @	<40 @
Aromatics >EC8-EC10	<10 µg/kg	TM089		<40 @	<40 @	<40 @	<40 @	<40 @	<40 @
Aromatics >EC10-EC12	<10 µg/kg	TM089		<40 @	<40 @	<40 @	<40 @	<40 @	<40 @
Aromatics >EC12-EC16	<100 µg/kg	TM173		151	<100	<100	242	<100	<100
Aromatics >EC16-EC21	<100 µg/kg	TM173		1550	<100	901	6920	<100	<100
Aromatics >EC21-EC35	<100 µg/kg	TM173		7280	881	2590	49600	3650	<100
Aromatics >EC35-EC44	<100 µg/kg	TM173		100	<100	<100	12800	<100	<100
Aromatics >EC40-EC44	<100 µg/kg	TM173		<100	<100	<100	4970	<100	<100
Total Aromatics >EC12-EC44	<100 µg/kg	TM173		9080	881	3490	69600	3650	<100
Total Aliphatics & Aromatics >C5-C44	<100 µg/kg	TM173		27500	6290	14300	178000	6670	<100

CERTIFICATE OF ANALYSIS

SDG:	150417-125	**Location:**	Coed Darcy	**Order Number:**	CD1186
Job:	H_ATKINS_LDC-335	**Customer:**	Atkins Global Ltd	**Report Number:**	312613
Client Reference:	POS	**Attention:**	Alex Mann	**Superseded Report:**	

TPH CWG (S)

Results Legend	
#	ISO17025 accredited.
M	*m*CERTS accredited.
aq	Aqueous / settled sample.
diss.filt	Dissolved / filtered sample.
tot.unfilt	Total / unfiltered sample.
*	Subcontracted test.
**	% recovery of the surrogate standard to check the efficiency of the method. The results of individual compounds within samples aren't corrected for the recovery
(F)	Trigger breach confirmed
1-5&+§@	Sample deviation (see appendix)

Component	LOD/Units	Method	Customer Sample R	POS 71	POS 71	POS 72	POS 72	POS 72	POS 73
			Depth (m)	3.50 - 3.50	4.50 - 4.50	0.50 - 0.50	1.50 - 1.50	3.00 - 3.00	0.50 - 0.50
			Sample Type	Soil/Solid	Soil/Solid	Soil/Solid	Soil/Solid	Soil/Solid	Soil/Solid
			Date Sampled	14/04/2015	14/04/2015	14/04/2015	14/04/2015	14/04/2015	14/04/2015
			Sample Time	.	.	.	.	.	.
			Date Received	17/04/2015	17/04/2015	17/04/2015	17/04/2015	17/04/2015	17/04/2015
			SDG Ref	150417-125	150417-125	150417-125	150417-125	150417-125	150417-125
			Lab Sample No.(s)	11205718	11205722	11205782	11205790	11205795	11205769
			AGS Reference						
GRO Surrogate % recovery**	%	TM089		106 @	105 @	108 @	107 @	89 @	88 @
GRO TOT (Moisture Corrected)	<44 µg/kg	TM089		837 @ M	5400 @ M	<176 @ M	<176 @ M	<176 @ M	<176 @ M
Methyl tertiary butyl ether (MTBE)	<5 µg/kg	TM089		<20 @ M	<20 @ M	<20 @ M	<20 @ M	<20 @ M	<20 @ M
Benzene	<10 µg/kg	TM089		<40 @ M	<40 @ M	<40 @ M	<40 @ M	<40 @ M	<40 @ M
Toluene	<2 µg/kg	TM089		<8 @ M	<8 @ M	<8 @ M	<8 @ M	<8 @ M	<8 @ M
Ethylbenzene	<3 µg/kg	TM089		<12 @ M	<12 @ M	<12 @ M	<12 @ M	<12 @ M	<12 @ M
m,p-Xylene	<6 µg/kg	TM089		<24 @ M	<24 @ M	<24 @ M	<24 @ M	<24 @ M	<24 @ M
o-Xylene	<3 µg/kg	TM089		<12 @ M	<12 @ M	<12 @ M	<12 @ M	<12 @ M	<12 @ M
sum of detected mpo xylene by GC	<9 µg/kg	TM089		<9 @	<9 @	<9 @	<9 @	<9 @	<9 @
sum of detected BTEX by GC	<24 µg/kg	TM089		<24 @	<24 @	<24 @	<24 @	<24 @	<24 @
Aliphatics >C5-C6	<10 µg/kg	TM089		<40 @	<40 @	<40 @	<40 @	<40 @	<40 @
Aliphatics >C6-C8	<10 µg/kg	TM089		101 @	1360 @	50 @	<40 @	<40 @	<40 @
Aliphatics >C8-C10	<10 µg/kg	TM089		263 @	1800 @	<40 @	<40 @	<40 @	<40 @
Aliphatics >C10-C12	<10 µg/kg	TM089		171 @	616 @	<40 @	<40 @	<40 @	<40 @
Aliphatics >C12-C16	<100 µg/kg	TM173		375	<100	963	<100	<100	<100
Aliphatics >C16-C21	<100 µg/kg	TM173		4500	<100	2370	<100	<100	<100
Aliphatics >C21-C35	<100 µg/kg	TM173		9840	<100	5520	4570	8560	<100
Aliphatics >C35-C44	<100 µg/kg	TM173		<100	<100	4810	<100	<100	<100
Total Aliphatics >C12-C44	<100 µg/kg	TM173		14700	<100	13700	4570	8560	<100
Aromatics >EC5-EC7	<10 µg/kg	TM089		<40 @	<40 @	<40 @	<40 @	<40 @	<40 @
Aromatics >EC7-EC8	<10 µg/kg	TM089		<40 @	<40 @	<40 @	<40 @	<40 @	<40 @
Aromatics >EC8-EC10	<10 µg/kg	TM089		176 @	1200 @	<40 @	<40 @	<40 @	<40 @
Aromatics >EC10-EC12	<10 µg/kg	TM089		114 @	410 @	<40 @	<40 @	<40 @	<40 @
Aromatics >EC12-EC16	<100 µg/kg	TM173		<100	<100	<100	<100	<100	<100
Aromatics >EC16-EC21	<100 µg/kg	TM173		1390	<100	<100	<100	<100	<100
Aromatics >EC21-EC35	<100 µg/kg	TM173		9560	<100	2750	2130	18300	1550
Aromatics >EC35-EC44	<100 µg/kg	TM173		1100	<100	3740	713	8010	<100
Aromatics >EC40-EC44	<100 µg/kg	TM173		<100	<100	1860	227	1130	<100
Total Aromatics >EC12-EC44	<100 µg/kg	TM173		12000	<100	6480	2840	26300	1550
Total Aliphatics & Aromatics >C5-C44	<100 µg/kg	TM173		27600	5400	20300	7410	34900	1550

CERTIFICATE OF ANALYSIS

SDG:	150417-125	**Location:**	Coed Darcy	**Order Number:**	CD1186
Job:	H_ATKINS_LDC-335	**Customer:**	Atkins Global Ltd	**Report Number:**	312613
Client Reference:	POS	**Attention:**	Alex Mann	**Superseded Report:**	

TPH CWG (S)

Results Legend

#	ISO17025 accredited.
M	*m*CERTS accredited.
aq	Aqueous / settled sample.
diss.filt	Dissolved / filtered sample.
tot.unfilt	Total / unfiltered sample.
*	Subcontracted test.
**	% recovery of the surrogate standard to check the efficiency of the method. The results of individual compounds within samples aren't corrected for the recovery
(F)	Trigger breach confirmed
1-5&+§@	Sample deviation (see appendix)

Component	LOD/Units	Method	Customer Sample R	POS 73	POS 73	POS 74	POS 74	POS 74	POS 75
			Depth (m)	1.50 - 1.50	2.50 - 2.50	0.50 - 0.50	1.50 - 1.50	2.50 - 2.50	0.50 - 0.50
			Sample Type	Soil/Solid	Soil/Solid	Soil/Solid	Soil/Solid	Soil/Solid	Soil/Solid
			Date Sampled	14/04/2015	14/04/2015	14/04/2015	14/04/2015	14/04/2015	14/04/2015
			Sample Time	.	.	.	.	.	.
			Date Received	17/04/2015	17/04/2015	17/04/2015	17/04/2015	17/04/2015	17/04/2015
			SDG Ref	150417-125	150417-125	150417-125	150417-125	150417-125	150417-125
			Lab Sample No.(s)	11205773	11205777	11205755	11205761	11205765	11205842
			AGS Reference						
GRO Surrogate % recovery**	%	TM089		103 @	107 @	94 @	101 @	109 @	101 @
GRO TOT (Moisture Corrected)	<44 µg/kg	TM089		18900 @ M	6050 @ M	<176 @ M	2000000 3 @ M	38300 @ M	484000 @ M
Methyl tertiary butyl ether (MTBE)	<5 µg/kg	TM089		<20 @ M	<20 @ M	<20 @ M	<100 @ M	<20 @ M	<100 @ M
Benzene	<10 µg/kg	TM089		<40 @ M	<40 @ M	<40 @ M	650 @ M	<40 @ M	<200 @ M
Toluene	<2 µg/kg	TM089		<8 @ M	<8 @ M	<8 @ M	<40 @ M	<8 @ M	<40 @ M
Ethylbenzene	<3 µg/kg	TM089		<12 @ M	<12 @ M	<12 @ M	<60 @ M	<12 @ M	948 @ M
m,p-Xylene	<6 µg/kg	TM089		<24 @ M	<24 @ M	<24 @ M	<120 @ M	<24 @ M	258 @ M
o-Xylene	<3 µg/kg	TM089		<12 @ M	<12 @ M	<12 @ M	<60 @ M	<12 @ M	<60 @ M
sum of detected mpo xylene by GC	<9 µg/kg	TM089		<9 @	<9 @	<9 @	<9 @	<9 @	258 @
sum of detected BTEX by GC	<24 µg/kg	TM089		<24 @	<24 @	<24 @	650 @	<24 @	1210 @
Aliphatics >C5-C6	<10 µg/kg	TM089		<40 @	44.8 @	<40 @	388 @	134 @	<200 @
Aliphatics >C6-C8	<10 µg/kg	TM089		2140 @	2460 @	<40 @	194000 @	8040 @	12100 @
Aliphatics >C8-C10	<10 µg/kg	TM089		6530 @	1710 @	<40 @	589000 @	13100 @	47800 @
Aliphatics >C10-C12	<10 µg/kg	TM089		3520 @	412 @	<40 @	494000 @	4940 @	235000 @
Aliphatics >C12-C16	<100 µg/kg	TM173		302	487	1980	69300	476	365000
Aliphatics >C16-C21	<100 µg/kg	TM173		583	3600	12700	2390	<100	440
Aliphatics >C21-C35	<100 µg/kg	TM173		<100	6090	20600	5210	2470	<100
Aliphatics >C35-C44	<100 µg/kg	TM173		<100	<100	900	<100	<100	<100
Total Aliphatics >C12-C44	<100 µg/kg	TM173		885	10200	36200	76900	2940	366000
Aromatics >EC5-EC7	<10 µg/kg	TM089		<40 @	<40 @	<40 @	650 @	<40 @	<200 @
Aromatics >EC7-EC8	<10 µg/kg	TM089		<40 @	<40 @	<40 @	<200 @	<40 @	<200 @
Aromatics >EC8-EC10	<10 µg/kg	TM089		4350 @	1140 @	<40 @	392000 @	8750 @	33000 @
Aromatics >EC10-EC12	<10 µg/kg	TM089		2350 @	275 @	<40 @	329000 @	3290 @	157000 @
Aromatics >EC12-EC16	<100 µg/kg	TM173		<100	<100	<100	2340	433	61500
Aromatics >EC16-EC21	<100 µg/kg	TM173		<100	1340	3730	312	198	<100
Aromatics >EC21-EC35	<100 µg/kg	TM173		<100	2660	10300	410	605	<100
Aromatics >EC35-EC44	<100 µg/kg	TM173		<100	<100	2660	<100	<100	<100
Aromatics >EC40-EC44	<100 µg/kg	TM173		<100	<100	<100	<100	<100	<100
Total Aromatics >EC12-EC44	<100 µg/kg	TM173		<100	4000	16700	3060	1240	61500
Total Aliphatics & Aromatics >C5-C44	<100 µg/kg	TM173		19800	20200	53000	2080000	42500	912000

CERTIFICATE OF ANALYSIS

SDG:	150417-125	**Location:**	Coed Darcy	**Order Number:**	CD1186
Job:	H_ATKINS_LDC-335	**Customer:**	Atkins Global Ltd	**Report Number:**	312613
Client Reference:	POS	**Attention:**	Alex Mann	**Superseded Report:**	

TPH CWG (S)

Results Legend

#	ISO17025 accredited.
M	*m*CERTS accredited.
aq	Aqueous / settled sample.
diss.filt	Dissolved / filtered sample.
tot.unfilt	Total / unfiltered sample.
*	Subcontracted test.
**	% recovery of the surrogate standard to check the efficiency of the method. The results of individual compounds within samples aren't corrected for the recovery
(F)	Trigger breach confirmed
1-5&+§@	Sample deviation (see appendix)

Component	LOD/Units	Method	Customer Sample R	POS 75	POS 75	POS 75	POS 76	POS 76	POS 76
			Depth (m)	1.50 - 1.50	2.50 - 2.50	3.50 - 3.50	0.50 - 0.50	1.50 - 1.50	2.50 - 2.50
			Sample Type	Soil/Solid	Soil/Solid	Soil/Solid	Soil/Solid	Soil/Solid	Soil/Solid
			Date Sampled	14/04/2015	14/04/2015	14/04/2015	14/04/2015	14/04/2015	14/04/2015
			Sample Time	.	.	.	.	.	.
			Date Received	17/04/2015	17/04/2015	17/04/2015	17/04/2015	17/04/2015	17/04/2015
			SDG Ref	150417-125	150417-125	150417-125	150417-125	150417-125	150417-125
			Lab Sample No.(s)	11205846	11205852	11205858	11205821	11205825	11205829
			AGS Reference						
GRO Surrogate % recovery**	%	TM089		96 @	88 @	49 @	106 @	91 @	85 @
GRO TOT (Moisture Corrected)	<44 µg/kg	TM089		3130 @ M	154000 @ M	10200 @ #	<176 @ M	2990 @ M	18700 @ M
Methyl tertiary butyl ether (MTBE)	<5 µg/kg	TM089		<20 @ M	<20 @ M	<20 @ #	<20 @ M	<20 @ M	<20 @ M
Benzene	<10 µg/kg	TM089		<40 @ M	<40 @ M	<40 @ #	<40 @ M	<40 @ M	<40 @ M
Toluene	<2 µg/kg	TM089		<8 @ M	<8 @ M	<8 @ #	<8 @ M	<8 @ M	<8 @ M
Ethylbenzene	<3 µg/kg	TM089		27.2 @ M	392 @ M	62.5 @ #	<12 @ M	<12 @ M	<12 @ M
m,p-Xylene	<6 µg/kg	TM089		<24 @ M	<24 @ M	<24 @ #	<24 @ M	<24 @ M	<24 @ M
o-Xylene	<3 µg/kg	TM089		<12 @ M	<12 @ M	14.8 @ #	<12 @ M	<12 @ M	<12 @ M
sum of detected mpo xylene by GC	<9 µg/kg	TM089		<9 @	<9 @	14.8 @	<9 @	<9 @	<9 @
sum of detected BTEX by GC	<24 µg/kg	TM089		27.2 @	392 @	77.3 @	<24 @	<24 @	<24 @
Aliphatics >C5-C6	<10 µg/kg	TM089		55.4 @	107 @	403 @	<40 @	115 @	1160 @
Aliphatics >C6-C8	<10 µg/kg	TM089		1620 @	11000 @	4920 @	<40 @	301 @	11600 @
Aliphatics >C8-C10	<10 µg/kg	TM089		411 @	19700 @	962 @	<40 @	321 @	2940 @
Aliphatics >C10-C12	<10 µg/kg	TM089		445 @	65700 @	1930 @	42.9 @	1220 @	622 @
Aliphatics >C12-C16	<100 µg/kg	TM173		1130	282000	3210	1230	20500	30600
Aliphatics >C16-C21	<100 µg/kg	TM173		867	1920	2550	6370	78000	126000
Aliphatics >C21-C35	<100 µg/kg	TM173		4960	6180	7010	12300	101000	165000
Aliphatics >C35-C44	<100 µg/kg	TM173		<100	<100	<100	1370	8040	14600
Total Aliphatics >C12-C44	<100 µg/kg	TM173		6950	290000	12800	21200	207000	336000
Aromatics >EC5-EC7	<10 µg/kg	TM089		<40 @	<40 @	<40 @	<40 @	<40 @	<40 @
Aromatics >EC7-EC8	<10 µg/kg	TM089		<40 @	<40 @	<40 @	<40 @	<40 @	<40 @
Aromatics >EC8-EC10	<10 µg/kg	TM089		301 @	13500 @	718 @	<40 @	214 @	1960 @
Aromatics >EC10-EC12	<10 µg/kg	TM089		297 @	43800 @	1280 @	<40 @	813 @	416 @
Aromatics >EC12-EC16	<100 µg/kg	TM173		<100	4080	423	<100	2190	2660
Aromatics >EC16-EC21	<100 µg/kg	TM173		<100	150	1160	889	23400	29500
Aromatics >EC21-EC35	<100 µg/kg	TM173		<100	217	3100	4700	46300	67000
Aromatics >EC35-EC44	<100 µg/kg	TM173		<100	<100	<100	1130	7850	9560
Aromatics >EC40-EC44	<100 µg/kg	TM173		<100	<100	<100	<100	2670	3050
Total Aromatics >EC12-EC44	<100 µg/kg	TM173		<100	4450	4690	6710	79800	109000
Total Aliphatics & Aromatics >C5-C44	<100 µg/kg	TM173		10100	448000	27700	28100	290000	464000

CERTIFICATE OF ANALYSIS

SDG:	150417-125	**Location:**	Coed Darcy	**Order Number:**	CD1186
Job:	H_ATKINS_LDC-335	**Customer:**	Atkins Global Ltd	**Report Number:**	312613
Client Reference:	POS	**Attention:**	Alex Mann	**Superseded Report:**	

TPH CWG (S)

Results Legend	
#	ISO17025 accredited.
M	*m*CERTS accredited.
aq	Aqueous / settled sample.
diss.filt	Dissolved / filtered sample.
tot.unfilt	Total / unfiltered sample.
*	Subcontracted test.
**	% recovery of the surrogate standard to check the efficiency of the method. The results of individual compounds within samples aren't corrected for the recovery
(F)	Trigger breach confirmed
1-5&+§@	Sample deviation (see appendix)

Component	LOD/Units	Method	Customer Sample R	POS 76	POS 77	POS 77	POS 77	POS 77	POS 77
			Depth (m)	3.50 - 3.50	0.50 - 0.50	1.50 - 1.50	2.50 - 2.50	3.50 - 3.50	4.50 - 4.50
			Sample Type	Soil/Solid	Soil/Solid	Soil/Solid	Soil/Solid	Soil/Solid	Soil/Solid
			Date Sampled	14/04/2015	14/04/2015	14/04/2015	14/04/2015	14/04/2015	14/04/2015
			Sample Time	.	.	.	.	.	.
			Date Received	17/04/2015	17/04/2015	17/04/2015	17/04/2015	17/04/2015	17/04/2015
			SDG Ref	150417-125	150417-125	150417-125	150417-125	150417-125	150417-125
			Lab Sample No.(s)	11205838	11205800	11205804	11205808	11205812	11205816
			AGS Reference						
GRO Surrogate % recovery**	%	TM089		114 @	97 @	101 @	110 @	117 @	135 @
GRO TOT (Moisture Corrected)	<44 µg/kg	TM089		53900 @ M	<176 @ M	1050 @ M	<176 @ M	12100 @ M	2900 @ M
Methyl tertiary butyl ether (MTBE)	<5 µg/kg	TM089		<20 @ M	<20 @ M	<20 @ M	<20 @ M	<20 @ M	104 @ M
Benzene	<10 µg/kg	TM089		<40 @ M	<40 @ M	<40 @ M	<40 @ M	<40 @ M	<40 @ M
Toluene	<2 µg/kg	TM089		<8 @ M	<8 @ M	<8 @ M	<8 @ M	<8 @ M	<8 @ M
Ethylbenzene	<3 µg/kg	TM089		<12 @ M	<12 @ M	<12 @ M	<12 @ M	<12 @ M	44.6 @ M
m,p-Xylene	<6 µg/kg	TM089		<24 @ M	<24 @ M	<24 @ M	<24 @ M	<24 @ M	<24 @ M
o-Xylene	<3 µg/kg	TM089		<12 @ M	<12 @ M	<12 @ M	<12 @ M	<12 @ M	<12 @ M
sum of detected mpo xylene by GC	<9 µg/kg	TM089		<9 @	<9 @	<9 @	<9 @	<9 @	<9 @
sum of detected BTEX by GC	<24 µg/kg	TM089		<24 @	<24 @	<24 @	<24 @	<24 @	44.6 @
Aliphatics >C5-C6	<10 µg/kg	TM089		2370 @	<40 @	<40 @	<40 @	1550 @	96.7 @
Aliphatics >C6-C8	<10 µg/kg	TM089		33100 @	<40 @	72.2 @	<40 @	9720 @	1570 @
Aliphatics >C8-C10	<10 µg/kg	TM089		9390 @	<40 @	152 @	<40 @	349 @	386 @
Aliphatics >C10-C12	<10 µg/kg	TM089		1650 @	<40 @	411 @	<40 @	119 @	265 @
Aliphatics >C12-C16	<100 µg/kg	TM173		<100	8140	44400	237	1060	138
Aliphatics >C16-C21	<100 µg/kg	TM173		<100	13100	56500	674	1490	365
Aliphatics >C21-C35	<100 µg/kg	TM173		<100	25400	8650	6850	4650	1490
Aliphatics >C35-C44	<100 µg/kg	TM173		<100	1840	<100	769	<100	<100
Total Aliphatics >C12-C44	<100 µg/kg	TM173		<100	48500	110000	8530	7200	1990
Aromatics >EC5-EC7	<10 µg/kg	TM089		<40 @	<40 @	<40 @	<40 @	<40 @	<40 @
Aromatics >EC7-EC8	<10 µg/kg	TM089		<40 @	<40 @	<40 @	<40 @	<40 @	<40 @
Aromatics >EC8-EC10	<10 µg/kg	TM089		6260 @	<40 @	104 @	<40 @	232 @	302 @
Aromatics >EC10-EC12	<10 µg/kg	TM089		1100 @	<40 @	274 @	<40 @	80 @	176 @
Aromatics >EC12-EC16	<100 µg/kg	TM173		103	<100	1030	<100	212	417
Aromatics >EC16-EC21	<100 µg/kg	TM173		698	973	5540	<100	388	121
Aromatics >EC21-EC35	<100 µg/kg	TM173		184	9200	8010	908	987	914
Aromatics >EC35-EC44	<100 µg/kg	TM173		<100	1700	1120	175	<100	<100
Aromatics >EC40-EC44	<100 µg/kg	TM173		<100	407	<100	<100	<100	<100
Total Aromatics >EC12-EC44	<100 µg/kg	TM173		984	11900	15700	1080	1590	1450
Total Aliphatics & Aromatics >C5-C44	<100 µg/kg	TM173		54900	60400	126000	9620	20800	6230

CERTIFICATE OF ANALYSIS

SDG:	150417-125	**Location:**	Coed Darcy	**Order Number:**	CD1186
Job:	H_ATKINS_LDC-335	**Customer:**	Atkins Global Ltd	**Report Number:**	312613
Client Reference:	POS	**Attention:**	Alex Mann	**Superseded Report:**	

TPH CWG (S)

Results Legend	
#	ISO17025 accredited.
M	*m*CERTS accredited.
aq	Aqueous / settled sample.
diss.filt	Dissolved / filtered sample.
tot.unfilt	Total / unfiltered sample.
*	Subcontracted test.
**	% recovery of the surrogate standard to check the efficiency of the method. The results of individual compounds within samples aren't corrected for the recovery
(F)	Trigger breach confirmed
1-5&+§@	Sample deviation (see appendix)

Component	LOD/Units	Method	Customer Sample R	POS 78	POS 78	POS 78	POS 78	POS 79	POS 79
			Depth (m)	0.50 - 0.50	1.50 - 1.50	2.50 - 2.50	3.50 - 3.50	0.50 - 0.50	1.50 - 1.50
			Sample Type	Soil/Solid	Soil/Solid	Soil/Solid	Soil/Solid	Soil/Solid	Soil/Solid
			Date Sampled	15/04/2015	15/04/2015	15/04/2015	15/04/2015	15/04/2015	15/04/2015
			Sample Time	.	.	.	.	.	.
			Date Received	17/04/2015	17/04/2015	17/04/2015	17/04/2015	17/04/2015	17/04/2015
			SDG Ref	150417-125	150417-125	150417-125	150417-125	150417-125	150417-125
			Lab Sample No.(s)	11205889	11205893	11205903	11205907	11205872	11205876
			AGS Reference						
GRO Surrogate % recovery**	%	TM089		89 ♦	73 ♦	83 ♦	90 ♦	98 ♦	88 ♦
GRO TOT (Moisture Corrected)	<44 µg/kg	TM089		<176 ♦ M	12500 ♦ M	<176 ♦ M	34600 ♦ M	1510 ♦ M	3320 ♦ M
Methyl tertiary butyl ether (MTBE)	<5 µg/kg	TM089		<20 ♦ M	37.8 ♦ M	<20 ♦ M	<20 ♦ M	<20 ♦ M	<20 ♦ M
Benzene	<10 µg/kg	TM089		<40 ♦ M	<40 ♦ M	<40 ♦ M	<40 ♦ M	<40 ♦ M	<40 ♦ M
Toluene	<2 µg/kg	TM089		<8 ♦ M	<8 ♦ M	<8 ♦ M	<8 ♦ M	<8 ♦ M	<8 ♦ M
Ethylbenzene	<3 µg/kg	TM089		<12 ♦ M	102 ♦ M	<12 ♦ M	<12 ♦ M	<12 ♦ M	<12 ♦ M
m,p-Xylene	<6 µg/kg	TM089		<24 ♦ M	<24 ♦ M	<24 ♦ M	<24 ♦ M	<24 ♦ M	<24 ♦ M
o-Xylene	<3 µg/kg	TM089		<12 ♦ M	<12 ♦ M	<12 ♦ M	<12 ♦ M	<12 ♦ M	<12 ♦ M
sum of detected mpo xylene by GC	<9 µg/kg	TM089		<9 ♦	<9 ♦	<9 ♦	<9 ♦	<9 ♦	<9 ♦
sum of detected BTEX by GC	<24 µg/kg	TM089		<24 ♦	102 ♦	<24 ♦	<24 ♦	<24 ♦	<24 ♦
Aliphatics >C5-C6	<10 µg/kg	TM089		<40 ♦	69.3 ♦	<40 ♦	1990 ♦	44.1 ♦	181 ♦
Aliphatics >C6-C8	<10 µg/kg	TM089		<40 ♦	679 ♦	<40 ♦	11000 ♦	371 ♦	833 ♦
Aliphatics >C8-C10	<10 µg/kg	TM089		<40 ♦	4120 ♦	<40 ♦	8650 ♦	376 ♦	650 ♦
Aliphatics >C10-C12	<10 µg/kg	TM089		<40 ♦	2870 ♦	<40 ♦	4340 ♦	273 ♦	726 ♦
Aliphatics >C12-C16	<100 µg/kg	TM173		<100	<100	<100	4410	4700	9300
Aliphatics >C16-C21	<100 µg/kg	TM173		2140	<100	<100	7430	7430	18600
Aliphatics >C21-C35	<100 µg/kg	TM173		5300	5260	<100	<100	8360	17700
Aliphatics >C35-C44	<100 µg/kg	TM173		<100	<100	<100	<100	<100	<100
Total Aliphatics >C12-C44	<100 µg/kg	TM173		7440	5260	<100	11800	20500	45600
Aromatics >EC5-EC7	<10 µg/kg	TM089		<40 ♦	<40 ♦	<40 ♦	<40 ♦	<40 ♦	<40 ♦
Aromatics >EC7-EC8	<10 µg/kg	TM089		<40 ♦	<40 ♦	<40 ♦	<40 ♦	<40 ♦	<40 ♦
Aromatics >EC8-EC10	<10 µg/kg	TM089		<40 ♦	2850 ♦	<40 ♦	5760 ♦	258 ♦	433 ♦
Aromatics >EC10-EC12	<10 µg/kg	TM089		<40 ♦	1920 ♦	<40 ♦	2890 ♦	182 ♦	484 ♦
Aromatics >EC12-EC16	<100 µg/kg	TM173		<100	<100	<100	426	<100	<100
Aromatics >EC16-EC21	<100 µg/kg	TM173		311	<100	<100	<100	897	2430
Aromatics >EC21-EC35	<100 µg/kg	TM173		3840	5770	<100	<100	4130	6480
Aromatics >EC35-EC44	<100 µg/kg	TM173		2590	1460	<100	<100	1220	<100
Aromatics >EC40-EC44	<100 µg/kg	TM173		1300	<100	<100	<100	<100	<100
Total Aromatics >EC12-EC44	<100 µg/kg	TM173		6740	7230	<100	426	6250	8920
Total Aliphatics & Aromatics >C5-C44	<100 µg/kg	TM173		14200	25000	<100	46900	28300	57900

CERTIFICATE OF ANALYSIS

SDG:	150417-125	**Location:**	Coed Darcy	**Order Number:**	CD1186
Job:	H_ATKINS_LDC-335	**Customer:**	Atkins Global Ltd	**Report Number:**	312613
Client Reference:	POS	**Attention:**	Alex Mann	**Superseded Report:**	

TPH CWG (S)

Results Legend

#	ISO17025 accredited.
M	*m*CERTS accredited.
aq	Aqueous / settled sample.
diss.filt	Dissolved / filtered sample.
tot.unfilt	Total / unfiltered sample.
*	Subcontracted test.
**	% recovery of the surrogate standard to check the efficiency of the method. The results of individual compounds within samples aren't corrected for the recovery
(F)	Trigger breach confirmed
1-5&+§@	Sample deviation (see appendix)

Component	LOD/Units	Method	Customer Sample R	POS 79	POS 80	POS 80	POS 81	POS 81	POS 81
			Depth (m)	2.50 - 2.50	0.50 - 0.50	1.50 - 1.50	0.50 - 0.50	1.50 - 1.50	2.50 - 2.50
			Sample Type	Soil/Solid	Soil/Solid	Soil/Solid	Soil/Solid	Soil/Solid	Soil/Solid
			Date Sampled	15/04/2015	15/04/2015	15/04/2015	15/04/2015	15/04/2015	15/04/2015
			Sample Time	.	.	.	.	.	.
			Date Received	17/04/2015	17/04/2015	17/04/2015	17/04/2015	17/04/2015	17/04/2015
			SDG Ref	150417-125	150417-125	150417-125	150417-125	150417-125	150417-125
			Lab Sample No.(s)	11205881	11205863	11205867	11205923	11205927	11205933
			AGS Reference						
GRO Surrogate % recovery**	%	TM089		99 ♦	70 ♦	72 ♦	112 ♦	117 ♦	112 ♦
GRO TOT (Moisture Corrected)	<44 µg/kg	TM089		38600 ♦ M	<176 ♦ M	16300 ♦ M	559 ♦ M	104000 ♦ M	54700 ♦ #
Methyl tertiary butyl ether (MTBE)	<5 µg/kg	TM089		<20 ♦ M	<20 ♦ M	<20 ♦ M	<20 ♦ M	277 ♦ M	<20 ♦ #
Benzene	<10 µg/kg	TM089		73.5 ♦ M	<40 ♦ M	144 ♦ M	<40 ♦ M	73 ♦ M	<40 ♦ #
Toluene	<2 µg/kg	TM089		<8 ♦ M	<8 ♦ M	<8 ♦ M	<8 ♦ M	<8 ♦ M	<8 ♦ #
Ethylbenzene	<3 µg/kg	TM089		<12 ♦ M	<12 ♦ M	<12 ♦ M	<12 ♦ M	<12 ♦ M	<12 ♦ #
m,p-Xylene	<6 µg/kg	TM089		<24 ♦ M	<24 ♦ M	<24 ♦ M	<24 ♦ M	<24 ♦ M	<24 ♦ #
o-Xylene	<3 µg/kg	TM089		<12 ♦ M	<12 ♦ M	101 ♦ M	<12 ♦ M	<12 ♦ M	<12 ♦ #
sum of detected mpo xylene by GC	<9 µg/kg	TM089		<9 ♦	<9 ♦	101 ♦	<9 ♦	<9 ♦	<9 ♦
sum of detected BTEX by GC	<24 µg/kg	TM089		73.5 ♦	<24 ♦	245 ♦	<24 ♦	73 ♦	<24 ♦
Aliphatics >C5-C6	<10 µg/kg	TM089		950 ♦	<40 ♦	1030 ♦	<40 ♦	315 ♦	749 ♦
Aliphatics >C6-C8	<10 µg/kg	TM089		18400 ♦	<40 ♦	11000 ♦	44.9 ♦	26900 ♦	14700 ♦
Aliphatics >C8-C10	<10 µg/kg	TM089		8460 ♦	<40 ♦	2130 ♦	105 ♦	33200 ♦	16400 ♦
Aliphatics >C10-C12	<10 µg/kg	TM089		3040 ♦	<40 ♦	296 ♦	193 ♦	12800 ♦	7080 ♦
Aliphatics >C12-C16	<100 µg/kg	TM173		<100	3970	<100	197000	2900	<100
Aliphatics >C16-C21	<100 µg/kg	TM173		<100	18200	<100	495000	934	<100
Aliphatics >C21-C35	<100 µg/kg	TM173		<100	40500	<100	180000	2720	<100
Aliphatics >C35-C44	<100 µg/kg	TM173		<100	5370	<100	3310	<100	<100
Total Aliphatics >C12-C44	<100 µg/kg	TM173		<100	68000	<100	875000	6560	<100
Aromatics >EC5-EC7	<10 µg/kg	TM089		73.5 ♦	<40 ♦	144 ♦	<40 ♦	73 ♦	<40 ♦
Aromatics >EC7-EC8	<10 µg/kg	TM089		<40 ♦	<40 ♦	<40 ♦	<40 ♦	<40 ♦	<40 ♦
Aromatics >EC8-EC10	<10 µg/kg	TM089		5640 ♦	<40 ♦	1520 ♦	70.2 ♦	22100 ♦	11000 ♦
Aromatics >EC10-EC12	<10 µg/kg	TM089		2030 ♦	<40 ♦	198 ♦	129 ♦	8550 ♦	4720 ♦
Aromatics >EC12-EC16	<100 µg/kg	TM173		<100	<100	<100	5710	373	<100
Aromatics >EC16-EC21	<100 µg/kg	TM173		<100	1470	3360	72500	<100	<100
Aromatics >EC21-EC35	<100 µg/kg	TM173		7250	14500	<100	90800	<100	<100
Aromatics >EC35-EC44	<100 µg/kg	TM173		<100	2540	119	12400	<100	<100
Aromatics >EC40-EC44	<100 µg/kg	TM173		<100	<100	<100	5000	<100	<100
Total Aromatics >EC12-EC44	<100 µg/kg	TM173		7250	18500	3480	181000	373	<100
Total Aliphatics & Aromatics >C5-C44	<100 µg/kg	TM173		45800	86600	19800	1060000	111000	54700

CERTIFICATE OF ANALYSIS

SDG:	150417-125	**Location:**	Coed Darcy	**Order Number:**	CD1186
Job:	H_ATKINS_LDC-335	**Customer:**	Atkins Global Ltd	**Report Number:**	312613
Client Reference:	POS	**Attention:**	Alex Mann	**Superseded Report:**	

TPH CWG (S)

Results Legend

#	ISO17025 accredited.
M	*m*CERTS accredited.
aq	Aqueous / settled sample.
diss.filt	Dissolved / filtered sample.
tot.unfilt	Total / unfiltered sample.
*	Subcontracted test.
**	% recovery of the surrogate standard to check the efficiency of the method. The results of individual compounds within samples aren't corrected for the recovery
(F)	Trigger breach confirmed
1-5&+§@	Sample deviation (see appendix)

Component	LOD/Units	Method	Customer Sample R	POS 82	POS 82	POS 82	POS 83	POS 83	POS 83
			Depth (m)	0.50 - 0.50	1.50 - 1.50	2.50 - 2.50	0.50 - 0.50	1.50 - 1.50	2.50 - 2.50
			Sample Type	Soil/Solid	Soil/Solid	Soil/Solid	Soil/Solid	Soil/Solid	Soil/Solid
			Date Sampled	15/04/2015	15/04/2015	15/04/2015	15/04/2015	15/04/2015	15/04/2015
			Sample Time	.	.	.	.	.	.
			Date Received	17/04/2015	17/04/2015	17/04/2015	17/04/2015	17/04/2015	17/04/2015
			SDG Ref	150417-125	150417-125	150417-125	150417-125	150417-125	150417-125
			Lab Sample No.(s)	11205911	11205915	11205919	11205941	11205946	11205952
			AGS Reference						
GRO Surrogate % recovery**	%	TM089		64 ♦	89 ♦	105 ♦	79 ♦	102 ♦	77 ♦
GRO TOT (Moisture Corrected)	<44 µg/kg	TM089		<176 ♦ M	36500 ♦ M	689000 ♦ #	<176 ♦ M	1390 ♦ M	89200 ♦ M
Methyl tertiary butyl ether (MTBE)	<5 µg/kg	TM089		<20 ♦ M	<20 ♦ M	3000 ♦ #	<20 ♦ M	<20 ♦ M	<20 ♦ M
Benzene	<10 µg/kg	TM089		<40 ♦ M	<40 ♦ M	250 ♦ #	<40 ♦ M	<40 ♦ M	<40 ♦ M
Toluene	<2 µg/kg	TM089		<8 ♦ M	<8 ♦ M	<40 ♦ #	<8 ♦ M	<8 ♦ M	<8 ♦ M
Ethylbenzene	<3 µg/kg	TM089		<12 ♦ M	<12 ♦ M	<60 ♦ #	<12 ♦ M	<12 ♦ M	<12 ♦ M
m,p-Xylene	<6 µg/kg	TM089		<24 ♦ M	<24 ♦ M	<120 ♦ #	<24 ♦ M	<24 ♦ M	<24 ♦ M
o-Xylene	<3 µg/kg	TM089		<12 ♦ M	<12 ♦ M	<60 ♦ #	<12 ♦ M	<12 ♦ M	<12 ♦ M
sum of detected mpo xylene by GC	<9 µg/kg	TM089		<9 ♦	<9 ♦	<9 ♦	<9 ♦	<9 ♦	<9 ♦
sum of detected BTEX by GC	<24 µg/kg	TM089		<24 ♦	<24 ♦	250 ♦	<24 ♦	<24 ♦	<24 ♦
Aliphatics >C5-C6	<10 µg/kg	TM089		<40 ♦	102 ♦	977 ♦	<40 ♦	<40 ♦	123 ♦
Aliphatics >C6-C8	<10 µg/kg	TM089		<40 ♦	2800 ♦	39300 ♦	<40 ♦	85.8 ♦	2770 ♦
Aliphatics >C8-C10	<10 µg/kg	TM089		<40 ♦	4370 ♦	102000 ♦	<40 ♦	182 ♦	18000 ♦
Aliphatics >C10-C12	<10 µg/kg	TM089		<40 ♦	15800 ♦	285000 ♦	<40 ♦	593 ♦	33800 ♦
Aliphatics >C12-C16	<100 µg/kg	TM173		8150	301000	1460000	<100	198000	654000
Aliphatics >C16-C21	<100 µg/kg	TM173		52300	174000	1170000	465	440000	782000
Aliphatics >C21-C35	<100 µg/kg	TM173		92700	57500	202000	2040	38300	67800
Aliphatics >C35-C44	<100 µg/kg	TM173		18800	2490	1780	<100	<100	3690
Total Aliphatics >C12-C44	<100 µg/kg	TM173		172000	535000	2830000	2500	677000	1510000
Aromatics >EC5-EC7	<10 µg/kg	TM089		<40 ♦	<40 ♦	250 ♦	<40 ♦	<40 ♦	<40 ♦
Aromatics >EC7-EC8	<10 µg/kg	TM089		<40 ♦	<40 ♦	<200 ♦	<40 ♦	<40 ♦	<40 ♦
Aromatics >EC8-EC10	<10 µg/kg	TM089		<40 ♦	2910 ♦	68200 ♦	<40 ♦	120 ♦	12000 ♦
Aromatics >EC10-EC12	<10 µg/kg	TM089		<40 ♦	10500 ♦	190000 ♦	<40 ♦	394 ♦	22500 ♦
Aromatics >EC12-EC16	<100 µg/kg	TM173		1010	51900	213000	322	2250	80000
Aromatics >EC16-EC21	<100 µg/kg	TM173		16900	71700	298000	449	21000	172000
Aromatics >EC21-EC35	<100 µg/kg	TM173		68400	37700	66200	1790	14600	45400
Aromatics >EC35-EC44	<100 µg/kg	TM173		26900	2020	701	<100	814	2820
Aromatics >EC40-EC44	<100 µg/kg	TM173		11200	<100	<100	<100	<100	<100
Total Aromatics >EC12-EC44	<100 µg/kg	TM173		113000	163000	578000	2560	38600	300000
Total Aliphatics & Aromatics >C5-C44	<100 µg/kg	TM173		285000	734000	4090000	5060	717000	1900000

CERTIFICATE OF ANALYSIS

SDG:	150417-125	**Location:**	Coed Darcy	**Order Number:**	CD1186
Job:	H_ATKINS_LDC-335	**Customer:**	Atkins Global Ltd	**Report Number:**	312613
Client Reference:	POS	**Attention:**	Alex Mann	**Superseded Report:**	

TPH CWG (S)

Results Legend

#	ISO17025 accredited.
M	*m*CERTS accredited.
aq	Aqueous / settled sample.
diss.filt	Dissolved / filtered sample.
tot.unfilt	Total / unfiltered sample.
*	Subcontracted test.
**	% recovery of the surrogate standard to check the efficiency of the method. The results of individual compounds within samples aren't corrected for the recovery
(F)	Trigger breach confirmed
1-5&+§@	Sample deviation (see appendix)

Component	LOD/Units	Method	Customer Sample R	POS 83	POS 84	POS 84	POS 84	POS 84	POS 85
			Depth (m)	3.50 - 3.50	0.50 - 0.50	1.50 - 1.50	2.50 - 2.50	3.50 - 3.50	0.50 - 0.50
			Sample Type	Soil/Solid	Soil/Solid	Soil/Solid	Soil/Solid	Soil/Solid	Soil/Solid
			Date Sampled	15/04/2015	15/04/2015	15/04/2015	15/04/2015	15/04/2015	15/04/2015
			Sample Time	.	.	.	.	.	.
			Date Received	17/04/2015	17/04/2015	17/04/2015	17/04/2015	17/04/2015	17/04/2015
			SDG Ref	150417-125	150417-125	150417-125	150417-125	150417-125	150417-125
			Lab Sample No.(s)	11205956	11205975	11205979	11205983	11205991	11205995
			AGS Reference						
GRO Surrogate % recovery**	%	TM089		110 ♦	57 ♦	64 ♦	105 ♦	134 ♦	66 ♦
GRO TOT (Moisture Corrected)	<44 µg/kg	TM089		36300 ♦ M	<176 ♦ M	10500 ♦	<176 ♦ M	62700 ♦ M	<176 ♦ M
Methyl tertiary butyl ether (MTBE)	<5 µg/kg	TM089		<20 ♦ M	<20 ♦ M	<20 ♦	<20 ♦ M	<20 ♦ M	<20 ♦ M
Benzene	<10 µg/kg	TM089		67.7 ♦ M	<40 ♦ M	176 ♦	<40 ♦ M	72.5 ♦ M	<40 ♦ M
Toluene	<2 µg/kg	TM089		<8 ♦ M	<8 ♦ M	<8 ♦	<8 ♦ M	<8 ♦ M	<8 ♦ M
Ethylbenzene	<3 µg/kg	TM089		<12 ♦ M	<12 ♦ M	88 ♦	<12 ♦ M	<12 ♦ M	<12 ♦ M
m,p-Xylene	<6 µg/kg	TM089		<24 ♦ M	<24 ♦ M	<24 ♦	<24 ♦ M	<24 ♦ M	<24 ♦ M
o-Xylene	<3 µg/kg	TM089		<12 ♦ M	<12 ♦ M	48 ♦	<12 ♦ M	<12 ♦ M	<12 ♦ M
sum of detected mpo xylene by GC	<9 µg/kg	TM089		<9 ♦	<9 ♦	48 ♦	<9 ♦	<9 ♦	<9 ♦
sum of detected BTEX by GC	<24 µg/kg	TM089		67.7 ♦	<24 ♦	312 ♦	<24 ♦	72.5 ♦	<24 ♦
Aliphatics >C5-C6	<10 µg/kg	TM089		854 ♦	<40 ♦	939 ♦	<40 ♦	945 ♦	<40 ♦
Aliphatics >C6-C8	<10 µg/kg	TM089		17500 ♦	51.5 ♦	7190 ♦	<40 ♦	17700 ♦	<40 ♦
Aliphatics >C8-C10	<10 µg/kg	TM089		5060 ♦	<40 ♦	1030 ♦	<40 ♦	19500 ♦	<40 ♦
Aliphatics >C10-C12	<10 µg/kg	TM089		5700 ♦	<40 ♦	200 ♦	<40 ♦	6980 ♦	<40 ♦
Aliphatics >C12-C16	<100 µg/kg	TM173		126000	489	<100	<100	197	10400
Aliphatics >C16-C21	<100 µg/kg	TM173		158000	5190	<100	<100	<100	75900
Aliphatics >C21-C35	<100 µg/kg	TM173		14400	57700	10500	<100	<100	54700
Aliphatics >C35-C44	<100 µg/kg	TM173		<100	25700	<100	<100	<100	3850
Total Aliphatics >C12-C44	<100 µg/kg	TM173		299000	89100	10500	<100	197	145000
Aromatics >EC5-EC7	<10 µg/kg	TM089		67.7 ♦	<40 ♦	176 ♦	<40 ♦	72.5 ♦	<40 ♦
Aromatics >EC7-EC8	<10 µg/kg	TM089		<40 ♦	<40 ♦	<40 ♦	<40 ♦	<40 ♦	<40 ♦
Aromatics >EC8-EC10	<10 µg/kg	TM089		3370 ♦	<40 ♦	822 ♦	<40 ♦	13000 ♦	<40 ♦
Aromatics >EC10-EC12	<10 µg/kg	TM089		3800 ♦	<40 ♦	133 ♦	<40 ♦	4650 ♦	<40 ♦
Aromatics >EC12-EC16	<100 µg/kg	TM173		22000	784	<100	<100	<100	2270
Aromatics >EC16-EC21	<100 µg/kg	TM173		36400	3250	1190	<100	<100	17100
Aromatics >EC21-EC35	<100 µg/kg	TM173		4230	43400	36100	1400	<100	38200
Aromatics >EC35-EC44	<100 µg/kg	TM173		725	35600	8780	<100	<100	6990
Aromatics >EC40-EC44	<100 µg/kg	TM173		507	13700	4490	<100	<100	2210
Total Aromatics >EC12-EC44	<100 µg/kg	TM173		63300	83000	46100	1400	<100	64600
Total Aliphatics & Aromatics >C5-C44	<100 µg/kg	TM173		398000	172000	67100	1400	62900	210000

CERTIFICATE OF ANALYSIS

SDG:	150417-125	**Location:**	Coed Darcy	**Order Number:**	CD1186
Job:	H_ATKINS_LDC-335	**Customer:**	Atkins Global Ltd	**Report Number:**	312613
Client Reference:	POS	**Attention:**	Alex Mann	**Superseded Report:**	

TPH CWG (S)

Results Legend	
#	ISO17025 accredited.
M	*m*CERTS accredited.
aq	Aqueous / settled sample.
diss.filt	Dissolved / filtered sample.
tot.unfilt	Total / unfiltered sample.
*	Subcontracted test.
**	% recovery of the surrogate standard to check the efficiency of the method. The results of individual compounds within samples aren't corrected for the recovery
(F)	Trigger breach confirmed
1-5&+§@	Sample deviation (see appendix)

Component	LOD/Units	Method	Customer Sample R	POS 85	POS 85	POS 86	POS 87	POS 87	POS 88
			Depth (m)	2.50 - 2.50	3.50 - 3.50	0.50 - 0.50	0.50 - 0.50	1.50 - 1.50	0.50 - 0.50
			Sample Type	Soil/Solid	Soil/Solid	Soil/Solid	Soil/Solid	Soil/Solid	Soil/Solid
			Date Sampled	15/04/2015	15/04/2015	15/04/2015	15/04/2015	15/04/2015	15/04/2015
			Sample Time	.	.	.	.	.	.
			Date Received	17/04/2015	17/04/2015	17/04/2015	17/04/2015	17/04/2015	17/04/2015
			SDG Ref	150417-125	150417-125	150417-125	150417-125	150417-125	150417-125
			Lab Sample No.(s)	11205999	11206003	11206024	11206045	11206050	11206028
			AGS Reference						
GRO Surrogate % recovery**	%	TM089		105 ♦	134 ♦	97 ♦	82 ♦	102 ♦	64 ♦
GRO TOT (Moisture Corrected)	<44 µg/kg	TM089		909 ♦ M	51600 ♦ #	<176 ♦ M	<176 ♦ M	<176 ♦ M	3770 ♦ M
Methyl tertiary butyl ether (MTBE)	<5 µg/kg	TM089		<20 ♦ M	<20 ♦ #	<20 ♦ M	<20 ♦ M	<20 ♦ M	<20 ♦ M
Benzene	<10 µg/kg	TM089		<40 ♦ M	<40 ♦ #	<40 ♦ M	<40 ♦ M	<40 ♦ M	<40 ♦ M
Toluene	<2 µg/kg	TM089		<8 ♦ M	<8 ♦ #	<8 ♦ M	<8 ♦ M	<8 ♦ M	<8 ♦ M
Ethylbenzene	<3 µg/kg	TM089		<12 ♦ M	<12 ♦ #	<12 ♦ M	<12 ♦ M	<12 ♦ M	<12 ♦ M
m,p-Xylene	<6 µg/kg	TM089		<24 ♦ M	<24 ♦ #	<24 ♦ M	<24 ♦ M	<24 ♦ M	<24 ♦ M
o-Xylene	<3 µg/kg	TM089		<12 ♦ M	<12 ♦ #	<12 ♦ M	<12 ♦ M	<12 ♦ M	<12 ♦ M
sum of detected mpo xylene by GC	<9 µg/kg	TM089		<9 ♦	<9 ♦	<9 ♦	<9 ♦	<9 ♦	<9 ♦
sum of detected BTEX by GC	<24 µg/kg	TM089		<24 ♦	<24 ♦	<24 ♦	<24 ♦	<24 ♦	<24 ♦
Aliphatics >C5-C6	<10 µg/kg	TM089		45.2 ♦	737 ♦	<40 ♦	<40 ♦	<40 ♦	<40 ♦
Aliphatics >C6-C8	<10 µg/kg	TM089		290 ♦	14900 ♦	<40 ♦	<40 ♦	<40 ♦	117 ♦
Aliphatics >C8-C10	<10 µg/kg	TM089		220 ♦	16400 ♦	<40 ♦	<40 ♦	<40 ♦	395 ♦
Aliphatics >C10-C12	<10 µg/kg	TM089		124 ♦	5140 ♦	<40 ♦	<40 ♦	<40 ♦	1780 ♦
Aliphatics >C12-C16	<100 µg/kg	TM173		6350	1700	<100	<100	<100	34900
Aliphatics >C16-C21	<100 µg/kg	TM173		7410	<100	<100	<100	<100	48800
Aliphatics >C21-C35	<100 µg/kg	TM173		15900	<100	<100	<100	<100	35300
Aliphatics >C35-C44	<100 µg/kg	TM173		1830	<100	<100	<100	<100	<100
Total Aliphatics >C12-C44	<100 µg/kg	TM173		31500	1700	<100	<100	<100	119000
Aromatics >EC5-EC7	<10 µg/kg	TM089		<40 ♦	<40 ♦	<40 ♦	<40 ♦	<40 ♦	<40 ♦
Aromatics >EC7-EC8	<10 µg/kg	TM089		<40 ♦	<40 ♦	<40 ♦	<40 ♦	<40 ♦	<40 ♦
Aromatics >EC8-EC10	<10 µg/kg	TM089		146 ♦	10900 ♦	<40 ♦	<40 ♦	<40 ♦	263 ♦
Aromatics >EC10-EC12	<10 µg/kg	TM089		83.5 ♦	3430 ♦	<40 ♦	<40 ♦	<40 ♦	1180 ♦
Aromatics >EC12-EC16	<100 µg/kg	TM173		773	<100	<100	<100	<100	10000
Aromatics >EC16-EC21	<100 µg/kg	TM173		1270	659	777	<100	<100	24300
Aromatics >EC21-EC35	<100 µg/kg	TM173		6670	2400	4320	<100	<100	29200
Aromatics >EC35-EC44	<100 µg/kg	TM173		1290	494	<100	<100	<100	6790
Aromatics >EC40-EC44	<100 µg/kg	TM173		<100	<100	<100	<100	<100	2220
Total Aromatics >EC12-EC44	<100 µg/kg	TM173		10000	3550	5100	<100	<100	70300
Total Aliphatics & Aromatics >C5-C44	<100 µg/kg	TM173		42400	56800	5100	<100	<100	193000

CERTIFICATE OF ANALYSIS

SDG:	150417-125	**Location:**	Coed Darcy	**Order Number:**	CD1186
Job:	H_ATKINS_LDC-335	**Customer:**	Atkins Global Ltd	**Report Number:**	312613
Client Reference:	POS	**Attention:**	Alex Mann	**Superseded Report:**	

TPH CWG (S)

Results Legend

#	ISO17025 accredited.
M	*m*CERTS accredited.
aq	Aqueous / settled sample.
diss.filt	Dissolved / filtered sample.
tot.unfilt	Total / unfiltered sample.
*	Subcontracted test.
**	% recovery of the surrogate standard to check the efficiency of the method. The results of individual compounds within samples aren't corrected for the recovery
(F)	Trigger breach confirmed
1-5&+§@	Sample deviation (see appendix)

Component	LOD/Units	Method	Customer Sample R	POS 88	POS 88	POS 88	POS 89	POS 89	POS 89
			Depth (m)	1.50 - 1.50	2.50 - 2.50	3.50 - 3.50	0.50 - 0.50	1.50 - 1.50	2.50 - 2.50
			Sample Type	Soil/Solid	Soil/Solid	Soil/Solid	Soil/Solid	Soil/Solid	Soil/Solid
			Date Sampled	15/04/2015	15/04/2015	16/04/2015	15/04/2015	15/04/2015	15/04/2015
			Sample Time	.	.	.	.	.	.
			Date Received	17/04/2015	17/04/2015	17/04/2015	17/04/2015	17/04/2015	17/04/2015
			SDG Ref	150417-125	150417-125	150417-125	150417-125	150417-125	150417-125
			Lab Sample No.(s)	11206037	11206041	11205710	11206007	11206011	11206015
			AGS Reference						
GRO Surrogate % recovery**	%	TM089		72 ♦	83 ♦	151 ♦	105 ♦	110 ♦	90 ♦
GRO TOT (Moisture Corrected)	<44 µg/kg	TM089		920 ♦ M	1850 ♦ M	319000 ♦ M	<176 ♦ M	<176 ♦ M	26400 ♦ M
Methyl tertiary butyl ether (MTBE)	<5 µg/kg	TM089		<20 ♦ M	<20 ♦ M	<20 ♦ M	<20 ♦ M	<20 ♦ M	<20 ♦ M
Benzene	<10 µg/kg	TM089		<40 ♦ M	<40 ♦ M	157 ♦ M	<40 ♦ M	<40 ♦ M	<40 ♦ M
Toluene	<2 µg/kg	TM089		<8 ♦ M	<8 ♦ M	<8 ♦ M	<8 ♦ M	<8 ♦ M	<8 ♦ M
Ethylbenzene	<3 µg/kg	TM089		14.6 ♦ M	27.1 ♦ M	<12 ♦ M	<12 ♦ M	<12 ♦ M	<12 ♦ M
m,p-Xylene	<6 µg/kg	TM089		<24 ♦ M	<24 ♦ M	<24 ♦ M	<24 ♦ M	<24 ♦ M	<24 ♦ M
o-Xylene	<3 µg/kg	TM089		<12 ♦ M	<12 ♦ M	<12 ♦ M	<12 ♦ M	<12 ♦ M	<12 ♦ M
sum of detected mpo xylene by GC	<9 µg/kg	TM089		<9 ♦	<9 ♦	<9 ♦	<9 ♦	<9 ♦	<9 ♦
sum of detected BTEX by GC	<24 µg/kg	TM089		<24 ♦	27.1 ♦	157 ♦	<24 ♦	<24 ♦	<24 ♦
Aliphatics >C5-C6	<10 µg/kg	TM089		<40 ♦	56.5 ♦	1360 ♦	<40 ♦	<40 ♦	<40 ♦
Aliphatics >C6-C8	<10 µg/kg	TM089		132 ♦	272 ♦	65200 ♦	<40 ♦	<40 ♦	517 ♦
Aliphatics >C8-C10	<10 µg/kg	TM089		202 ♦	531 ♦	103000 ♦	<40 ♦	<40 ♦	3900 ♦
Aliphatics >C10-C12	<10 µg/kg	TM089		249 ♦	357 ♦	49000 ♦	<40 ♦	<40 ♦	11600 ♦
Aliphatics >C12-C16	<100 µg/kg	TM173		4120	<100	20900	353	<100	136000
Aliphatics >C16-C21	<100 µg/kg	TM173		3060	<100	2820	<100	<100	3960
Aliphatics >C21-C35	<100 µg/kg	TM173		<100	<100	<100	2530	<100	<100
Aliphatics >C35-C44	<100 µg/kg	TM173		<100	<100	<100	<100	<100	<100
Total Aliphatics >C12-C44	<100 µg/kg	TM173		7180	<100	23800	2880	<100	140000
Aromatics >EC5-EC7	<10 µg/kg	TM089		<40 ♦	<40 ♦	157 ♦	<40 ♦	<40 ♦	<40 ♦
Aromatics >EC7-EC8	<10 µg/kg	TM089		<40 ♦	<40 ♦	<40 ♦	<40 ♦	<40 ♦	<40 ♦
Aromatics >EC8-EC10	<10 µg/kg	TM089		149 ♦	382 ♦	68400 ♦	<40 ♦	<40 ♦	2600 ♦
Aromatics >EC10-EC12	<10 µg/kg	TM089		166 ♦	238 ♦	32700 ♦	<40 ♦	<40 ♦	7750 ♦
Aromatics >EC12-EC16	<100 µg/kg	TM173		666	<100	2450	<100	<100	6410
Aromatics >EC16-EC21	<100 µg/kg	TM173		925	<100	792	<100	<100	210
Aromatics >EC21-EC35	<100 µg/kg	TM173		2210	<100	548	<100	3540	<100
Aromatics >EC35-EC44	<100 µg/kg	TM173		309	<100	<100	<100	<100	<100
Aromatics >EC40-EC44	<100 µg/kg	TM173		<100	<100	<100	<100	<100	<100
Total Aromatics >EC12-EC44	<100 µg/kg	TM173		4110	<100	3790	<100	3540	6620
Total Aliphatics & Aromatics >C5-C44	<100 µg/kg	TM173		12200	1850	347000	2880	3540	173000

CERTIFICATE OF ANALYSIS

SDG:	150417-125	**Location:**	Coed Darcy	**Order Number:**	CD1186
Job:	H_ATKINS_LDC-335	**Customer:**	Atkins Global Ltd	**Report Number:**	312613
Client Reference:	POS	**Attention:**	Alex Mann	**Superseded Report:**	

TPH CWG (S)

Results Legend	
#	ISO17025 accredited.
M	*m*CERTS accredited.
aq	Aqueous / settled sample.
diss.filt	Dissolved / filtered sample.
tot.unfilt	Total / unfiltered sample.
*	Subcontracted test.
**	% recovery of the surrogate standard to check the efficiency of the method. The results of individual compounds within samples aren't corrected for the recovery
(F)	Trigger breach confirmed
1-5&+§@	Sample deviation (see appendix)

Component	LOD/Units	Method	Customer Sample R	POS 89	POS 90	POS 90	POS 90	POS 90	POS 91
			Depth (m)	3.50 - 3.50	0.50 - 0.50	1.50 - 1.50	2.50 - 2.50	4.50 - 4.50	0.50 - 0.50
			Sample Type	Soil/Solid	Soil/Solid	Soil/Solid	Soil/Solid	Soil/Solid	Soil/Solid
			Date Sampled	15/04/2015	15/04/2015	15/04/2015	15/04/2015	15/04/2015	15/04/2015
			Sample Time	.	.	.	.	.	.
			Date Received	17/04/2015	17/04/2015	17/04/2015	17/04/2015	17/04/2015	17/04/2015
			SDG Ref	150417-125	150417-125	150417-125	150417-125	150417-125	150417-125
			Lab Sample No.(s)	11206019	11206065	11206069	11206073	11206078	11206059
			AGS Reference						
GRO Surrogate % recovery**	%	TM089		90 ♦	78 ♦	93 ♦	75 ♦	108 ♦	109 ♦
GRO TOT (Moisture Corrected)	<44 µg/kg	TM089		8790 ♦ M	<176 ♦ M	<176 ♦ M	<176 ♦ M	164000 ♦ M	<176 ♦ M
Methyl tertiary butyl ether (MTBE)	<5 µg/kg	TM089		<20 ♦ M	<20 ♦ M	<20 ♦ M	<20 ♦ M	<20 ♦ M	<20 ♦ M
Benzene	<10 µg/kg	TM089		<40 ♦ M	<40 ♦ M	<40 ♦ M	<40 ♦ M	<40 ♦ M	<40 ♦ M
Toluene	<2 µg/kg	TM089		<8 ♦ M	<8 ♦ M	<8 ♦ M	<8 ♦ M	<8 ♦ M	<8 ♦ M
Ethylbenzene	<3 µg/kg	TM089		<12 ♦ M	<12 ♦ M	<12 ♦ M	<12 ♦ M	<12 ♦ M	<12 ♦ M
m,p-Xylene	<6 µg/kg	TM089		<24 ♦ M	<24 ♦ M	<24 ♦ M	<24 ♦ M	<24 ♦ M	<24 ♦ M
o-Xylene	<3 µg/kg	TM089		<12 ♦ M	<12 ♦ M	<12 ♦ M	<12 ♦ M	<12 ♦ M	<12 ♦ M
sum of detected mpo xylene by GC	<9 µg/kg	TM089		<9 ♦	<9 ♦	<9 ♦	<9 ♦	<9 ♦	<9 ♦
sum of detected BTEX by GC	<24 µg/kg	TM089		<24 ♦	<24 ♦	<24 ♦	<24 ♦	<24 ♦	<24 ♦
Aliphatics >C5-C6	<10 µg/kg	TM089		56.6 ♦	<40 ♦	<40 ♦	<40 ♦	76.2 ♦	<40 ♦
Aliphatics >C6-C8	<10 µg/kg	TM089		1280 ♦	<40 ♦	<40 ♦	<40 ♦	5650 ♦	<40 ♦
Aliphatics >C8-C10	<10 µg/kg	TM089		2630 ♦	<40 ♦	<40 ♦	<40 ♦	30900 ♦	<40 ♦
Aliphatics >C10-C12	<10 µg/kg	TM089		1830 ♦	<40 ♦	<40 ♦	<40 ♦	63900 ♦	<40 ♦
Aliphatics >C12-C16	<100 µg/kg	TM173		<100	<100	<100	<100	216000	<100
Aliphatics >C16-C21	<100 µg/kg	TM173		<100	<100	<100	<100	3210	<100
Aliphatics >C21-C35	<100 µg/kg	TM173		<100	<100	<100	<100	2570	<100
Aliphatics >C35-C44	<100 µg/kg	TM173		<100	<100	<100	<100	<100	<100
Total Aliphatics >C12-C44	<100 µg/kg	TM173		<100	<100	<100	<100	222000	<100
Aromatics >EC5-EC7	<10 µg/kg	TM089		<40 ♦	<40 ♦	<40 ♦	<40 ♦	<40 ♦	<40 ♦
Aromatics >EC7-EC8	<10 µg/kg	TM089		<40 ♦	<40 ♦	<40 ♦	<40 ♦	<40 ♦	<40 ♦
Aromatics >EC8-EC10	<10 µg/kg	TM089		1750 ♦	<40 ♦	<40 ♦	<40 ♦	20600 ♦	<40 ♦
Aromatics >EC10-EC12	<10 µg/kg	TM089		1220 ♦	<40 ♦	<40 ♦	<40 ♦	42600 ♦	<40 ♦
Aromatics >EC12-EC16	<100 µg/kg	TM173		<100	<100	<100	<100	<100	<100
Aromatics >EC16-EC21	<100 µg/kg	TM173		<100	<100	<100	<100	1150	<100
Aromatics >EC21-EC35	<100 µg/kg	TM173		<100	<100	<100	8310	<100	1020
Aromatics >EC35-EC44	<100 µg/kg	TM173		<100	<100	<100	909	<100	<100
Aromatics >EC40-EC44	<100 µg/kg	TM173		<100	<100	<100	<100	<100	<100
Total Aromatics >EC12-EC44	<100 µg/kg	TM173		<100	<100	<100	9220	1150	1020
Total Aliphatics & Aromatics >C5-C44	<100 µg/kg	TM173		8790	<100	<100	9250	386000	1020

CERTIFICATE OF ANALYSIS

SDG:	150417-125	**Location:**	Coed Darcy	**Order Number:**	CD1186
Job:	H_ATKINS_LDC-335	**Customer:**	Atkins Global Ltd	**Report Number:**	312613
Client Reference:	POS	**Attention:**	Alex Mann	**Superseded Report:**	

TPH CWG (S)

Results Legend	
#	ISO17025 accredited.
M	*m*CERTS accredited.
aq	Aqueous / settled sample.
diss.filt	Dissolved / filtered sample.
tot.unfilt	Total / unfiltered sample.
*	Subcontracted test.
**	% recovery of the surrogate standard to check the efficiency of the method. The results of individual compounds within samples aren't corrected for the recovery
(F)	Trigger breach confirmed
1-5&+§@	Sample deviation (see appendix)

Component	LOD/Units	Method	Customer Sample R	POS 92	POS 92	POS 93	POS 93	POS 94	POS 94
			Depth (m)	0.50 - 0.50	1.50 - 1.50	0.50 - 0.50	2.00 - 2.00	0.50 - 0.50	1.50 - 1.50
			Sample Type	Soil/Solid	Soil/Solid	Soil/Solid	Soil/Solid	Soil/Solid	Soil/Solid
			Date Sampled	16/04/2015	16/04/2015	15/04/2015	15/04/2015	16/04/2015	16/04/2015
			Sample Time	.	.	.	.	.	.
			Date Received	17/04/2015	17/04/2015	17/04/2015	17/04/2015	17/04/2015	17/04/2015
			SDG Ref	150417-125	150417-125	150417-125	150417-125	150417-125	150417-125
			Lab Sample No.(s)	11205615	11205619	11206087	11206094	11206100	11206104
			AGS Reference						
GRO Surrogate % recovery**	%	TM089		102 ♦	108 3 ♦	77 ♦	74 ♦	61 ♦	65 ♦
GRO TOT (Moisture Corrected)	<44 µg/kg	TM089		<176 ♦ M	2140000 3 ♦ #	<176 ♦ M	<176 ♦ M	<176 ♦ M	<176 ♦ M
Methyl tertiary butyl ether (MTBE)	<5 µg/kg	TM089		<20 ♦ M	<100 3 ♦ #	<20 ♦ M	<20 ♦ M	<20 ♦ M	<20 ♦ M
Benzene	<10 µg/kg	TM089		<40 ♦ M	231 3 ♦ #	<40 ♦ M	<40 ♦ M	<40 ♦ M	<40 ♦ M
Toluene	<2 µg/kg	TM089		<8 ♦ M	<40 3 ♦ #	<8 ♦ M	<8 ♦ M	<8 ♦ M	<8 ♦ M
Ethylbenzene	<3 µg/kg	TM089		<12 ♦ M	<60 3 ♦ #	<12 ♦ M	<12 ♦ M	<12 ♦ M	<12 ♦ M
m,p-Xylene	<6 µg/kg	TM089		<24 ♦ M	<120 3 ♦ #	<24 ♦ M	<24 ♦ M	<24 ♦ M	<24 ♦ M
o-Xylene	<3 µg/kg	TM089		<12 ♦ M	<60 3 ♦ #	<12 ♦ M	<12 ♦ M	<12 ♦ M	<12 ♦ M
sum of detected mpo xylene by GC	<9 µg/kg	TM089		<9 ♦	<9 3 ♦	<9 ♦	<9 ♦	<9 ♦	<9 ♦
sum of detected BTEX by GC	<24 µg/kg	TM089		<24 ♦	231 3 ♦	<24 ♦	<24 ♦	<24 ♦	<24 ♦
Aliphatics >C5-C6	<10 µg/kg	TM089		<40 ♦	1000 3 ♦	<40 ♦	<40 ♦	<40 ♦	<40 ♦
Aliphatics >C6-C8	<10 µg/kg	TM089		<40 ♦	136000 3 ♦	<40 ♦	<40 ♦	<40 ♦	<40 ♦
Aliphatics >C8-C10	<10 µg/kg	TM089		<40 ♦	351000 3 ♦	<40 ♦	<40 ♦	<40 ♦	<40 ♦
Aliphatics >C10-C12	<10 µg/kg	TM089		<40 ♦	849000 3 ♦	<40 ♦	<40 ♦	<40 ♦	<40 ♦
Aliphatics >C12-C16	<100 µg/kg	TM173		6270	2440000	<100	343	1370	5690
Aliphatics >C16-C21	<100 µg/kg	TM173		3930	29400	<100	272	5440	7400
Aliphatics >C21-C35	<100 µg/kg	TM173		7840	14000	<100	1880	14500	21700
Aliphatics >C35-C44	<100 µg/kg	TM173		<100	3540	<100	<100	3740	6530
Total Aliphatics >C12-C44	<100 µg/kg	TM173		18000	2490000	<100	2500	25000	41300
Aromatics >EC5-EC7	<10 µg/kg	TM089		<40 ♦	231 3 ♦	<40 ♦	<40 ♦	<40 ♦	<40 ♦
Aromatics >EC7-EC8	<10 µg/kg	TM089		<40 ♦	<200 3 ♦	<40 ♦	<40 ♦	<40 ♦	<40 ♦
Aromatics >EC8-EC10	<10 µg/kg	TM089		<40 ♦	234000 3 ♦	<40 ♦	<40 ♦	<40 ♦	<40 ♦
Aromatics >EC10-EC12	<10 µg/kg	TM089		<40 ♦	566000 3 ♦	<40 ♦	<40 ♦	<40 ♦	<40 ♦
Aromatics >EC12-EC16	<100 µg/kg	TM173		909	69800	<100	<100	<100	714
Aromatics >EC16-EC21	<100 µg/kg	TM173		2300	4910	<100	1090	2040	1960
Aromatics >EC21-EC35	<100 µg/kg	TM173		10600	1960	3400	4320	12000	14100
Aromatics >EC35-EC44	<100 µg/kg	TM173		3880	<100	1230	570	6560	8400
Aromatics >EC40-EC44	<100 µg/kg	TM173		<100	<100	<100	<100	2230	3370
Total Aromatics >EC12-EC44	<100 µg/kg	TM173		17700	76700	4630	5980	20600	25200
Total Aliphatics & Aromatics >C5-C44	<100 µg/kg	TM173		35800	4700000	4640	8510	45600	66500

CERTIFICATE OF ANALYSIS

SDG:	150417-125	**Location:**	Coed Darcy	**Order Number:**	CD1186
Job:	H_ATKINS_LDC-335	**Customer:**	Atkins Global Ltd	**Report Number:**	312613
Client Reference:	POS	**Attention:**	Alex Mann	**Superseded Report:**	

TPH CWG (S)

Results Legend

#	ISO17025 accredited.
M	*m*CERTS accredited.
aq	Aqueous / settled sample.
diss.filt	Dissolved / filtered sample.
tot.unfilt	Total / unfiltered sample.
*	Subcontracted test.
**	% recovery of the surrogate standard to check the efficiency of the method. The results of individual compounds within samples aren't corrected for the recovery
(F)	Trigger breach confirmed
1-5&+§@	Sample deviation (see appendix)

Component	LOD/Units	Method	Customer Sample R	POS 94	POS 95	POS 95	POS 95	POS 95	POS 95
			Depth (m)	3.00 - 3.00	0.50 - 0.50	1.50 - 1.50	2.50 - 2.50	3.50 - 3.50	4.50 - 4.50
			Sample Type	Soil/Solid	Soil/Solid	Soil/Solid	Soil/Solid	Soil/Solid	Soil/Solid
			Date Sampled	16/04/2015	16/04/2015	16/04/2015	16/04/2015	16/04/2015	16/04/2015
			Sample Time	.	.	.	.	.	.
			Date Received	17/04/2015	17/04/2015	17/04/2015	17/04/2015	17/04/2015	17/04/2015
			SDG Ref	150417-125	150417-125	150417-125	150417-125	150417-125	150417-125
			Lab Sample No.(s)	11206109	11205560	11205565	11205571	11205576	11205582
			AGS Reference						
GRO Surrogate % recovery**	%	TM089		77 ♦	109 ♦	110 ♦	69 ♦	116 ♦	123 ♦
GRO TOT (Moisture Corrected)	<44 µg/kg	TM089		<176 ♦ M	652 ♦ M	<176 ♦ M	<176 ♦ M	2620000 3 ♦ M	250000 ♦ #
Methyl tertiary butyl ether (MTBE)	<5 µg/kg	TM089		<20 ♦ M	<20 ♦ M	<20 ♦ M	<20 ♦ M	<100 ♦ M	<20 ♦ #
Benzene	<10 µg/kg	TM089		<40 ♦ M	<40 ♦ M	<40 ♦ M	<40 ♦ M	<200 ♦ M	<40 ♦ #
Toluene	<2 µg/kg	TM089		<8 ♦ M	12.9 ♦ M	<8 ♦ M	<8 ♦ M	<40 ♦ M	<8 ♦ #
Ethylbenzene	<3 µg/kg	TM089		27.1 ♦ M	<12 ♦ M	<12 ♦ M	<12 ♦ M	<60 ♦ M	<12 ♦ #
m,p-Xylene	<6 µg/kg	TM089		<24 ♦ M	<24 ♦ M	<24 ♦ M	<24 ♦ M	<120 ♦ M	<24 ♦ #
o-Xylene	<3 µg/kg	TM089		<12 ♦ M	<12 ♦ M	<12 ♦ M	<12 ♦ M	<60 ♦ M	<12 ♦ #
sum of detected mpo xylene by GC	<9 µg/kg	TM089		<9 ♦	<9 ♦	<9 ♦	<9 ♦	<9 ♦	<9 ♦
sum of detected BTEX by GC	<24 µg/kg	TM089		27.1 ♦	<24 ♦	<24 ♦	<24 ♦	<24 ♦	<24 ♦
Aliphatics >C5-C6	<10 µg/kg	TM089		<40 ♦	<40 ♦	<40 ♦	<40 ♦	<200 ♦	<40 ♦
Aliphatics >C6-C8	<10 µg/kg	TM089		<40 ♦	45.6 ♦	<40 ♦	<40 ♦	97000 ♦	4790 ♦
Aliphatics >C8-C10	<10 µg/kg	TM089		<40 ♦	<40 ♦	<40 ♦	<40 ♦	629000 ♦	57400 ♦
Aliphatics >C10-C12	<10 µg/kg	TM089		<40 ♦	297 ♦	<40 ♦	<40 ♦	882000 ♦	89700 ♦
Aliphatics >C12-C16	<100 µg/kg	TM173		<100	8570	1440	6020	709000	209000
Aliphatics >C16-C21	<100 µg/kg	TM173		<100	4810	4590	3900	12700	90400
Aliphatics >C21-C35	<100 µg/kg	TM173		3670	5810	18700	8870	6380	8080
Aliphatics >C35-C44	<100 µg/kg	TM173		<100	<100	4220	481	<100	<100
Total Aliphatics >C12-C44	<100 µg/kg	TM173		3670	19200	29000	19300	728000	308000
Aromatics >EC5-EC7	<10 µg/kg	TM089		<40 ♦	<40 ♦	<40 ♦	<40 ♦	<200 ♦	<40 ♦
Aromatics >EC7-EC8	<10 µg/kg	TM089		<40 ♦	<40 ♦	<40 ♦	<40 ♦	<200 ♦	<40 ♦
Aromatics >EC8-EC10	<10 µg/kg	TM089		<40 ♦	<40 ♦	<40 ♦	<40 ♦	419000 ♦	38300 ♦
Aromatics >EC10-EC12	<10 µg/kg	TM089		<40 ♦	198 ♦	<40 ♦	<40 ♦	588000 ♦	59800 ♦
Aromatics >EC12-EC16	<100 µg/kg	TM173		<100	<100	<100	308	62200	2750
Aromatics >EC16-EC21	<100 µg/kg	TM173		1220	<100	800	524	1790	4210
Aromatics >EC21-EC35	<100 µg/kg	TM173		12100	2420	8980	7410	847	2890
Aromatics >EC35-EC44	<100 µg/kg	TM173		4220	<100	2700	1670	<100	<100
Aromatics >EC40-EC44	<100 µg/kg	TM173		1160	<100	<100	<100	<100	<100
Total Aromatics >EC12-EC44	<100 µg/kg	TM173		17500	2420	12500	9910	64800	9850
Total Aliphatics & Aromatics >C5-C44	<100 µg/kg	TM173		21200	22300	41400	29200	3410000	568000

CERTIFICATE OF ANALYSIS

SDG:	150417-125	**Location:**	Coed Darcy	**Order Number:**	CD1186
Job:	H_ATKINS_LDC-335	**Customer:**	Atkins Global Ltd	**Report Number:**	312613
Client Reference:	POS	**Attention:**	Alex Mann	**Superseded Report:**	

TPH CWG (S)

Results Legend	
#	ISO17025 accredited.
M	*m*CERTS accredited.
aq	Aqueous / settled sample.
diss.filt	Dissolved / filtered sample.
tot.unfilt	Total / unfiltered sample.
*	Subcontracted test.
**	% recovery of the surrogate standard to check the efficiency of the method. The results of individual compounds within samples aren't corrected for the recovery
(F)	Trigger breach confirmed
1-5&+§@	Sample deviation (see appendix)

Component	LOD/Units	Method	Customer Sample R	POS 96	POS 96	POS 96	POS 96	POS 97	POS 97
			Depth (m)	0.50 - 0.50	1.50 - 1.50	2.50 - 2.50	3.50 - 3.50	0.50 - 0.50	2.00 - 2.00
			Sample Type	Soil/Solid	Soil/Solid	Soil/Solid	Soil/Solid	Soil/Solid	Soil/Solid
			Date Sampled	16/04/2015	16/04/2015	16/04/2015	16/04/2015	16/04/2015	16/04/2015
			Sample Time	.	.	.	.	.	.
			Date Received	17/04/2015	17/04/2015	17/04/2015	17/04/2015	17/04/2015	17/04/2015
			SDG Ref	150417-125	150417-125	150417-125	150417-125	150417-125	150417-125
			Lab Sample No.(s)	11205514	11205520	11205524	11205529	11206114	11206122
			AGS Reference						
GRO Surrogate % recovery**	%	TM089		95 ♦	73 ♦	95 ♦	95 ♦	67 ♦	82 ♦
GRO TOT (Moisture Corrected)	<44 µg/kg	TM089		<176 ♦ M	<176 ♦ M	<176 ♦ M	<176 ♦ M	<176 ♦ M	<176 ♦ M
Methyl tertiary butyl ether (MTBE)	<5 µg/kg	TM089		<20 ♦ M	<20 ♦ M	<20 ♦ M	<20 ♦ M	<20 ♦ M	<20 ♦ M
Benzene	<10 µg/kg	TM089		<40 ♦ M	<40 ♦ M	<40 ♦ M	<40 ♦ M	<40 ♦ M	<40 ♦ M
Toluene	<2 µg/kg	TM089		<8 ♦ M	<8 ♦ M	<8 ♦ M	<8 ♦ M	<8 ♦ M	<8 ♦ M
Ethylbenzene	<3 µg/kg	TM089		<12 ♦ M	<12 ♦ M	<12 ♦ M	<12 ♦ M	<12 ♦ M	<12 ♦ M
m,p-Xylene	<6 µg/kg	TM089		<24 ♦ M	<24 ♦ M	<24 ♦ M	<24 ♦ M	<24 ♦ M	<24 ♦ M
o-Xylene	<3 µg/kg	TM089		<12 ♦ M	<12 ♦ M	<12 ♦ M	<12 ♦ M	<12 ♦ M	<12 ♦ M
sum of detected mpo xylene by GC	<9 µg/kg	TM089		<9 ♦	<9 ♦	<9 ♦	<9 ♦	<9 ♦	<9 ♦
sum of detected BTEX by GC	<24 µg/kg	TM089		<24 ♦	<24 ♦	<24 ♦	<24 ♦	<24 ♦	<24 ♦
Aliphatics >C5-C6	<10 µg/kg	TM089		<40 ♦	<40 ♦	<40 ♦	<40 ♦	<40 ♦	<40 ♦
Aliphatics >C6-C8	<10 µg/kg	TM089		<40 ♦	<40 ♦	<40 ♦	<40 ♦	<40 ♦	<40 ♦
Aliphatics >C8-C10	<10 µg/kg	TM089		<40 ♦	<40 ♦	<40 ♦	<40 ♦	<40 ♦	<40 ♦
Aliphatics >C10-C12	<10 µg/kg	TM089		<40 ♦	<40 ♦	<40 ♦	<40 ♦	<40 ♦	<40 ♦
Aliphatics >C12-C16	<100 µg/kg	TM173		2230	1340	466	897	1760	<100
Aliphatics >C16-C21	<100 µg/kg	TM173		4330	4600	1160	292	1020	<100
Aliphatics >C21-C35	<100 µg/kg	TM173		9910	15700	5800	1900	3040	1700
Aliphatics >C35-C44	<100 µg/kg	TM173		1900	7770	887	<100	787	<100
Total Aliphatics >C12-C44	<100 µg/kg	TM173		18400	29400	8310	3090	6610	1700
Aromatics >EC5-EC7	<10 µg/kg	TM089		<40 ♦	<40 ♦	<40 ♦	<40 ♦	<40 ♦	<40 ♦
Aromatics >EC7-EC8	<10 µg/kg	TM089		<40 ♦	<40 ♦	<40 ♦	<40 ♦	<40 ♦	<40 ♦
Aromatics >EC8-EC10	<10 µg/kg	TM089		<40 ♦	<40 ♦	<40 ♦	<40 ♦	<40 ♦	<40 ♦
Aromatics >EC10-EC12	<10 µg/kg	TM089		<40 ♦	<40 ♦	<40 ♦	<40 ♦	<40 ♦	<40 ♦
Aromatics >EC12-EC16	<100 µg/kg	TM173		<100	<100	<100	<100	301	<100
Aromatics >EC16-EC21	<100 µg/kg	TM173		715	1490	<100	<100	332	1260
Aromatics >EC21-EC35	<100 µg/kg	TM173		5040	11800	4740	2780	5640	8590
Aromatics >EC35-EC44	<100 µg/kg	TM173		1730	8140	1020	<100	4260	1550
Aromatics >EC40-EC44	<100 µg/kg	TM173		<100	3020	<100	<100	1770	<100
Total Aromatics >EC12-EC44	<100 µg/kg	TM173		7490	21400	5750	2780	10500	11400
Total Aliphatics & Aromatics >C5-C44	<100 µg/kg	TM173		25800	50800	14100	5870	17200	13100

CERTIFICATE OF ANALYSIS

SDG:	150417-125	**Location:**	Coed Darcy	**Order Number:**	CD1186
Job:	H_ATKINS_LDC-335	**Customer:**	Atkins Global Ltd	**Report Number:**	312613
Client Reference:	POS	**Attention:**	Alex Mann	**Superseded Report:**	

TPH CWG (S)

Results Legend	
#	ISO17025 accredited.
M	*m*CERTS accredited.
aq	Aqueous / settled sample.
diss.filt	Dissolved / filtered sample.
tot.unfilt	Total / unfiltered sample.
*	Subcontracted test.
**	% recovery of the surrogate standard to check the efficiency of the method. The results of individual compounds within samples aren't corrected for the recovery
(F)	Trigger breach confirmed
1-5&+§@	Sample deviation (see appendix)

Component	LOD/Units	Method	Customer Sample R	POS 97	POS 98	POS 98	POS 99	POS 99	POS 100
			Depth (m)	3.50 - 3.50	0.50 - 0.50	1.50 - 1.50	0.50 - 0.50	1.50 - 1.50	0.50 - 0.50
			Sample Type	Soil/Solid	Soil/Solid	Soil/Solid	Soil/Solid	Soil/Solid	Soil/Solid
			Date Sampled	16/04/2015	16/04/2015	16/04/2015	16/04/2015	16/04/2015	16/04/2015
			Sample Time	.	.	.	.	.	.
			Date Received	17/04/2015	17/04/2015	17/04/2015	17/04/2015	17/04/2015	17/04/2015
			SDG Ref	150417-125	150417-125	150417-125	150417-125	150417-125	150417-125
			Lab Sample No.(s)	11206128	11206140	11206150	11205496	11205502	11205506
			AGS Reference						
GRO Surrogate % recovery**	%	TM089		112 ♦	70 ♦	104 ♦	95 ♦	104 ♦	94 ♦
GRO TOT (Moisture Corrected)	<44 µg/kg	TM089		<176 ♦ M	<176 ♦ M	<176 ♦ M	<176 ♦ M	<176 ♦ M	<176 ♦ M
Methyl tertiary butyl ether (MTBE)	<5 µg/kg	TM089		<20 ♦ M	<20 ♦ M	<20 ♦ M	<20 ♦ M	<20 ♦ M	<20 ♦ M
Benzene	<10 µg/kg	TM089		<40 ♦ M	<40 ♦ M	<40 ♦ M	<40 ♦ M	<40 ♦ M	<40 ♦ M
Toluene	<2 µg/kg	TM089		<8 ♦ M	<8 ♦ M	<8 ♦ M	<8 ♦ M	<8 ♦ M	<8 ♦ M
Ethylbenzene	<3 µg/kg	TM089		<12 ♦ M	<12 ♦ M	<12 ♦ M	<12 ♦ M	<12 ♦ M	<12 ♦ M
m,p-Xylene	<6 µg/kg	TM089		<24 ♦ M	<24 ♦ M	<24 ♦ M	<24 ♦ M	<24 ♦ M	<24 ♦ M
o-Xylene	<3 µg/kg	TM089		<12 ♦ M	<12 ♦ M	<12 ♦ M	<12 ♦ M	<12 ♦ M	<12 ♦ M
sum of detected mpo xylene by GC	<9 µg/kg	TM089		<9 ♦	<9 ♦	<9 ♦	<9 ♦	<9 ♦	<9 ♦
sum of detected BTEX by GC	<24 µg/kg	TM089		<24 ♦	<24 ♦	<24 ♦	<24 ♦	<24 ♦	<24 ♦
Aliphatics >C5-C6	<10 µg/kg	TM089		<40 ♦	<40 ♦	<40 ♦	<40 ♦	<40 ♦	<40 ♦
Aliphatics >C6-C8	<10 µg/kg	TM089		<40 ♦	<40 ♦	<40 ♦	<40 ♦	<40 ♦	<40 ♦
Aliphatics >C8-C10	<10 µg/kg	TM089		<40 ♦	<40 ♦	<40 ♦	<40 ♦	<40 ♦	<40 ♦
Aliphatics >C10-C12	<10 µg/kg	TM089		<40 ♦	<40 ♦	<40 ♦	<40 ♦	<40 ♦	<40 ♦
Aliphatics >C12-C16	<100 µg/kg	TM173		<100	<100	<100	144	<100	928
Aliphatics >C16-C21	<100 µg/kg	TM173		<100	<100	<100	162	143	2060
Aliphatics >C21-C35	<100 µg/kg	TM173		6600	<100	<100	1740	1220	5630
Aliphatics >C35-C44	<100 µg/kg	TM173		1020	<100	<100	<100	<100	1090
Total Aliphatics >C12-C44	<100 µg/kg	TM173		7620	<100	<100	2040	1360	9710
Aromatics >EC5-EC7	<10 µg/kg	TM089		<40 ♦	<40 ♦	<40 ♦	<40 ♦	<40 ♦	<40 ♦
Aromatics >EC7-EC8	<10 µg/kg	TM089		<40 ♦	<40 ♦	<40 ♦	<40 ♦	<40 ♦	<40 ♦
Aromatics >EC8-EC10	<10 µg/kg	TM089		<40 ♦	<40 ♦	<40 ♦	<40 ♦	<40 ♦	<40 ♦
Aromatics >EC10-EC12	<10 µg/kg	TM089		<40 ♦	<40 ♦	<40 ♦	<40 ♦	<40 ♦	<40 ♦
Aromatics >EC12-EC16	<100 µg/kg	TM173		507	<100	<100	<100	631	<100
Aromatics >EC16-EC21	<100 µg/kg	TM173		1020	<100	<100	<100	2320	731
Aromatics >EC21-EC35	<100 µg/kg	TM173		6810	1310	<100	<100	11000	6630
Aromatics >EC35-EC44	<100 µg/kg	TM173		1370	749	<100	<100	3380	2260
Aromatics >EC40-EC44	<100 µg/kg	TM173		<100	<100	<100	<100	1100	<100
Total Aromatics >EC12-EC44	<100 µg/kg	TM173		9710	2050	<100	<100	17300	9630
Total Aliphatics & Aromatics >C5-C44	<100 µg/kg	TM173		17300	2050	<100	2040	18700	19400

CERTIFICATE OF ANALYSIS

SDG:	150417-125	**Location:**	Coed Darcy	**Order Number:**	CD1186
Job:	H_ATKINS_LDC-335	**Customer:**	Atkins Global Ltd	**Report Number:**	312613
Client Reference:	POS	**Attention:**	Alex Mann	**Superseded Report:**	

TPH CWG (S)

Results Legend

#	ISO17025 accredited.
M	*m*CERTS accredited.
aq	Aqueous / settled sample.
diss.filt	Dissolved / filtered sample.
tot.unfilt	Total / unfiltered sample.
*	Subcontracted test.
**	% recovery of the surrogate standard to check the efficiency of the method. The results of individual compounds within samples aren't corrected for the recovery
(F)	Trigger breach confirmed
1-5&+§@	Sample deviation (see appendix)

Component	LOD/Units	Method	Customer Sample R	POS 100	POS 101	POS 101	POS 101	POS 101	POS 102
			Depth (m)	1.50 - 1.50	0.50 - 0.50	1.50 - 1.50	3.00 - 3.00	4.50 - 4.50	0.50 - 0.50
			Sample Type	Soil/Solid	Soil/Solid	Soil/Solid	Soil/Solid	Soil/Solid	Soil/Solid
			Date Sampled	16/04/2015	16/04/2015	16/04/2015	16/04/2015	16/04/2015	16/04/2015
			Sample Time	.	.	.	.	.	.
			Date Received	17/04/2015	17/04/2015	17/04/2015	17/04/2015	17/04/2015	17/04/2015
			SDG Ref	150417-125	150417-125	150417-125	150417-125	150417-125	150417-125
			Lab Sample No.(s)	11205510	11205536	11205541	11205551	11205556	11205586
			AGS Reference						
GRO Surrogate % recovery**	%	TM089		102 ♦	93 ♦	70 ♦	100 ♦	108 ♦	118 ♦
GRO TOT (Moisture Corrected)	<44 µg/kg	TM089		<176 ♦ M	<176 ♦ M	<176 ♦ M	<176 ♦ M	13200 ♦ #	1310 ♦ M
Methyl tertiary butyl ether (MTBE)	<5 µg/kg	TM089		<20 ♦ M	<20 ♦ M	<20 ♦ M	<20 ♦ M	<20 ♦ #	<20 ♦ M
Benzene	<10 µg/kg	TM089		<40 ♦ M	<40 ♦ M	<40 ♦ M	<40 ♦ M	<40 ♦ #	<40 ♦ M
Toluene	<2 µg/kg	TM089		<8 ♦ M	<8 ♦ M	<8 ♦ M	<8 ♦ M	<8 ♦ #	<8 ♦ M
Ethylbenzene	<3 µg/kg	TM089		<12 ♦ M	<12 ♦ M	<12 ♦ M	<12 ♦ M	<12 ♦ #	<12 ♦ M
m,p-Xylene	<6 µg/kg	TM089		<24 ♦ M	<24 ♦ M	<24 ♦ M	<24 ♦ M	<24 ♦ #	<24 ♦ M
o-Xylene	<3 µg/kg	TM089		<12 ♦ M	<12 ♦ M	<12 ♦ M	<12 ♦ M	<12 ♦ #	<12 ♦ M
sum of detected mpo xylene by GC	<9 µg/kg	TM089		<9 ♦	<9 ♦	<9 ♦	<9 ♦	<9 ♦	<9 ♦
sum of detected BTEX by GC	<24 µg/kg	TM089		<24 ♦	<24 ♦	<24 ♦	<24 ♦	<24 ♦	<24 ♦
Aliphatics >C5-C6	<10 µg/kg	TM089		<40 ♦	<40 ♦	<40 ♦	<40 ♦	<40 ♦	<40 ♦
Aliphatics >C6-C8	<10 µg/kg	TM089		<40 ♦	<40 ♦	<40 ♦	<40 ♦	399 ♦	79.5 ♦
Aliphatics >C8-C10	<10 µg/kg	TM089		<40 ♦	<40 ♦	<40 ♦	<40 ♦	5750 ♦	127 ♦
Aliphatics >C10-C12	<10 µg/kg	TM089		<40 ♦	<40 ♦	<40 ♦	<40 ♦	1950 ♦	597 ♦
Aliphatics >C12-C16	<100 µg/kg	TM173		944	<100	709	811	5650	103000
Aliphatics >C16-C21	<100 µg/kg	TM173		1480	<100	979	534	<100	20800
Aliphatics >C21-C35	<100 µg/kg	TM173		3540	<100	5440	2620	<100	14200
Aliphatics >C35-C44	<100 µg/kg	TM173		<100	<100	1640	<100	<100	2090
Total Aliphatics >C12-C44	<100 µg/kg	TM173		5970	<100	8770	3960	5650	140000
Aromatics >EC5-EC7	<10 µg/kg	TM089		<40 ♦	<40 ♦	<40 ♦	<40 ♦	<40 ♦	<40 ♦
Aromatics >EC7-EC8	<10 µg/kg	TM089		<40 ♦	<40 ♦	<40 ♦	<40 ♦	<40 ♦	<40 ♦
Aromatics >EC8-EC10	<10 µg/kg	TM089		<40 ♦	<40 ♦	<40 ♦	<40 ♦	3830 ♦	84 ♦
Aromatics >EC10-EC12	<10 µg/kg	TM089		<40 ♦	<40 ♦	<40 ♦	<40 ♦	1300 ♦	398 ♦
Aromatics >EC12-EC16	<100 µg/kg	TM173		<100	<100	<100	<100	<100	5900
Aromatics >EC16-EC21	<100 µg/kg	TM173		<100	<100	<100	<100	<100	4360
Aromatics >EC21-EC35	<100 µg/kg	TM173		<100	2300	3310	3030	421	11900
Aromatics >EC35-EC44	<100 µg/kg	TM173		557	<100	1010	<100	<100	5250
Aromatics >EC40-EC44	<100 µg/kg	TM173		<100	<100	<100	<100	<100	2260
Total Aromatics >EC12-EC44	<100 µg/kg	TM173		557	2300	4320	3030	421	27500
Total Aliphatics & Aromatics >C5-C44	<100 µg/kg	TM173		6520	2300	13100	6990	19300	169000

CERTIFICATE OF ANALYSIS

SDG:	150417-125	**Location:**	Coed Darcy	**Order Number:**	CD1186
Job:	H_ATKINS_LDC-335	**Customer:**	Atkins Global Ltd	**Report Number:**	312613
Client Reference:	POS	**Attention:**	Alex Mann	**Superseded Report:**	

TPH CWG (S)

Results Legend	
#	ISO17025 accredited.
M	*m*CERTS accredited.
aq	Aqueous / settled sample.
diss.filt	Dissolved / filtered sample.
tot.unfilt	Total / unfiltered sample.
*	Subcontracted test.
**	% recovery of the surrogate standard to check the efficiency of the method. The results of individual compounds within samples aren't corrected for the recovery
(F)	Trigger breach confirmed
1-5&+§@	Sample deviation (see appendix)

Component	LOD/Units	Method	Customer Sample R	POS 102	POS 102	POS 102	POS 103	POS 103	POS 104
			Depth (m)	2.00 - 2.00	3.50 - 3.50	4.50 - 4.50	0.50 - 0.50	1.50 - 1.50	0.50 - 0.50
			Sample Type	Soil/Solid	Soil/Solid	Soil/Solid	Soil/Solid	Soil/Solid	Soil/Solid
			Date Sampled	16/04/2015	16/04/2015	16/04/2015	16/04/2015	16/04/2015	16/04/2015
			Sample Time	.	.	.	.	.	.
			Date Received	17/04/2015	17/04/2015	17/04/2015	17/04/2015	17/04/2015	17/04/2015
			SDG Ref	150417-125	150417-125	150417-125	150417-125	150417-125	150417-125
			Lab Sample No.(s)	11205593	11205598	11205611	11205624	11205628	11205632
			AGS Reference						
GRO Surrogate % recovery**	%	TM089		97 ♦	80 ♦	102 ♦	96 ♦	107 ♦	82 ♦
GRO TOT (Moisture Corrected)	<44 µg/kg	TM089		<176 ♦ M	<176 ♦ M	1270 ♦ M	1520 ♦ M	<176 ♦ M	<176 ♦ M
Methyl tertiary butyl ether (MTBE)	<5 µg/kg	TM089		<20 ♦ M	<20 ♦ M	<20 ♦ M	<20 ♦ M	<20 ♦ M	<20 ♦ M
Benzene	<10 µg/kg	TM089		<40 ♦ M	<40 ♦ M	<40 ♦ M	<40 ♦ M	<40 ♦ M	<40 ♦ M
Toluene	<2 µg/kg	TM089		<8 ♦ M	<8 ♦ M	<8 ♦ M	33.1 ♦ M	<8 ♦ M	<8 ♦ M
Ethylbenzene	<3 µg/kg	TM089		<12 ♦ M	<12 ♦ M	<12 ♦ M	<12 ♦ M	<12 ♦ M	<12 ♦ M
m,p-Xylene	<6 µg/kg	TM089		<24 ♦ M	<24 ♦ M	<24 ♦ M	<24 ♦ M	<24 ♦ M	<24 ♦ M
o-Xylene	<3 µg/kg	TM089		<12 ♦ M	<12 ♦ M	<12 ♦ M	<12 ♦ M	<12 ♦ M	<12 ♦ M
sum of detected mpo xylene by GC	<9 µg/kg	TM089		<9 ♦	<9 ♦	<9 ♦	<9 ♦	<9 ♦	<9 ♦
sum of detected BTEX by GC	<24 µg/kg	TM089		<24 ♦	<24 ♦	<24 ♦	33.1 ♦	<24 ♦	<24 ♦
Aliphatics >C5-C6	<10 µg/kg	TM089		<40 ♦	<40 ♦	<40 ♦	<40 ♦	<40 ♦	<40 ♦
Aliphatics >C6-C8	<10 µg/kg	TM089		<40 ♦	<40 ♦	85.1 ♦	80.9 ♦	<40 ♦	<40 ♦
Aliphatics >C8-C10	<10 µg/kg	TM089		<40 ♦	<40 ♦	181 ♦	196 ♦	<40 ♦	<40 ♦
Aliphatics >C10-C12	<10 µg/kg	TM089		<40 ♦	<40 ♦	521 ♦	633 ♦	<40 ♦	<40 ♦
Aliphatics >C12-C16	<100 µg/kg	TM173		1400	<100	2050	7570	221	<100
Aliphatics >C16-C21	<100 µg/kg	TM173		3220	<100	628	10700	<100	482
Aliphatics >C21-C35	<100 µg/kg	TM173		5460	<100	<100	10100	3620	3940
Aliphatics >C35-C44	<100 µg/kg	TM173		<100	<100	<100	2210	<100	<100
Total Aliphatics >C12-C44	<100 µg/kg	TM173		10100	<100	2680	30600	3840	4420
Aromatics >EC5-EC7	<10 µg/kg	TM089		<40 ♦	<40 ♦	<40 ♦	<40 ♦	<40 ♦	<40 ♦
Aromatics >EC7-EC8	<10 µg/kg	TM089		<40 ♦	<40 ♦	<40 ♦	<40 ♦	<40 ♦	<40 ♦
Aromatics >EC8-EC10	<10 µg/kg	TM089		<40 ♦	<40 ♦	121 ♦	136 ♦	<40 ♦	<40 ♦
Aromatics >EC10-EC12	<10 µg/kg	TM089		<40 ♦	<40 ♦	347 ♦	422 ♦	<40 ♦	<40 ♦
Aromatics >EC12-EC16	<100 µg/kg	TM173		<100	<100	<100	836	49200	<100
Aromatics >EC16-EC21	<100 µg/kg	TM173		2390	<100	<100	2190	<100	<100
Aromatics >EC21-EC35	<100 µg/kg	TM173		8770	<100	818	10500	2240	1550
Aromatics >EC35-EC44	<100 µg/kg	TM173		1730	145	<100	3610	<100	<100
Aromatics >EC40-EC44	<100 µg/kg	TM173		<100	<100	<100	1470	<100	<100
Total Aromatics >EC12-EC44	<100 µg/kg	TM173		12900	145	818	17100	51400	1550
Total Aliphatics & Aromatics >C5-C44	<100 µg/kg	TM173		23000	145	4770	49300	55300	5970

CERTIFICATE OF ANALYSIS

SDG:	150417-125	**Location:**	Coed Darcy	**Order Number:**	CD1186
Job:	H_ATKINS_LDC-335	**Customer:**	Atkins Global Ltd	**Report Number:**	312613
Client Reference:	POS	**Attention:**	Alex Mann	**Superseded Report:**	

TPH CWG (S)

Results Legend	
#	ISO17025 accredited.
M	*m*CERTS accredited.
aq	Aqueous / settled sample.
diss.filt	Dissolved / filtered sample.
tot.unfilt	Total / unfiltered sample.
*	Subcontracted test.
**	% recovery of the surrogate standard to check the efficiency of the method. The results of individual compounds within samples aren't corrected for the recovery
(F)	Trigger breach confirmed
1-5&+§@	Sample deviation (see appendix)

Component	LOD/Units	Method	Customer Sample R	POS 105	POS 105	POS 105	POS 106	POS 107	POS 108
			Depth (m)	0.50 - 0.50	1.50 - 1.50	2.50 - 2.50	0.50 - 0.50	0.50 - 0.50	0.50 - 0.50
			Sample Type	Soil/Solid	Soil/Solid	Soil/Solid	Soil/Solid	Soil/Solid	Soil/Solid
			Date Sampled	16/04/2015	16/04/2015	16/04/2015	16/04/2015	16/04/2015	16/04/2015
			Sample Time	.	.	.	.	.	.
			Date Received	17/04/2015	17/04/2015	17/04/2015	17/04/2015	17/04/2015	17/04/2015
			SDG Ref	150417-125	150417-125	150417-125	150417-125	150417-125	150417-125
			Lab Sample No.(s)	11205656	11205660	11205664	11205672	11205668	11205644
			AGS Reference						
GRO Surrogate % recovery**	%	TM089		106 ♦	85 ♦	124 ♦	105 ♦	100 ♦	84 ♦
GRO TOT (Moisture Corrected)	<44 µg/kg	TM089		<176 ♦ M	<176 ♦ M	<176 ♦ M	<176 ♦ M	<176 ♦ M	<176 ♦ #
Methyl tertiary butyl ether (MTBE)	<5 µg/kg	TM089		<20 ♦ M	<20 ♦ M	<20 ♦ M	<20 ♦ M	<20 ♦ M	<20 ♦ #
Benzene	<10 µg/kg	TM089		<40 ♦ M	<40 ♦ M	<40 ♦ M	<40 ♦ M	<40 ♦ M	<40 ♦ #
Toluene	<2 µg/kg	TM089		<8 ♦ M	<8 ♦ M	<8 ♦ M	<8 ♦ M	<8 ♦ M	<8 ♦ #
Ethylbenzene	<3 µg/kg	TM089		<12 ♦ M	<12 ♦ M	<12 ♦ M	<12 ♦ M	<12 ♦ M	<12 ♦ #
m,p-Xylene	<6 µg/kg	TM089		<24 ♦ M	<24 ♦ M	<24 ♦ M	<24 ♦ M	<24 ♦ M	<24 ♦ #
o-Xylene	<3 µg/kg	TM089		<12 ♦ M	<12 ♦ M	<12 ♦ M	<12 ♦ M	<12 ♦ M	<12 ♦ #
sum of detected mpo xylene by GC	<9 µg/kg	TM089		<9 ♦	<9 ♦	<9 ♦	<9 ♦	<9 ♦	<9 ♦
sum of detected BTEX by GC	<24 µg/kg	TM089		<24 ♦	<24 ♦	<24 ♦	<24 ♦	<24 ♦	<24 ♦
Aliphatics >C5-C6	<10 µg/kg	TM089		<40 ♦	<40 ♦	<40 ♦	<40 ♦	<40 ♦	<40 ♦
Aliphatics >C6-C8	<10 µg/kg	TM089		<40 ♦	<40 ♦	<40 ♦	<40 ♦	<40 ♦	<40 ♦
Aliphatics >C8-C10	<10 µg/kg	TM089		<40 ♦	<40 ♦	<40 ♦	<40 ♦	<40 ♦	<40 ♦
Aliphatics >C10-C12	<10 µg/kg	TM089		<40 ♦	<40 ♦	<40 ♦	<40 ♦	<40 ♦	<40 ♦
Aliphatics >C12-C16	<100 µg/kg	TM173		<100	<100	309	<100	456	126
Aliphatics >C16-C21	<100 µg/kg	TM173		<100	<100	194	<100	640	<100
Aliphatics >C21-C35	<100 µg/kg	TM173		<100	1710	3830	<100	2260	12900
Aliphatics >C35-C44	<100 µg/kg	TM173		<100	<100	<100	<100	<100	2120
Total Aliphatics >C12-C44	<100 µg/kg	TM173		<100	1710	4330	<100	3350	15100
Aromatics >EC5-EC7	<10 µg/kg	TM089		<40 ♦	<40 ♦	<40 ♦	<40 ♦	<40 ♦	<40 ♦
Aromatics >EC7-EC8	<10 µg/kg	TM089		<40 ♦	<40 ♦	<40 ♦	<40 ♦	<40 ♦	<40 ♦
Aromatics >EC8-EC10	<10 µg/kg	TM089		<40 ♦	<40 ♦	<40 ♦	<40 ♦	<40 ♦	<40 ♦
Aromatics >EC10-EC12	<10 µg/kg	TM089		<40 ♦	<40 ♦	<40 ♦	<40 ♦	<40 ♦	<40 ♦
Aromatics >EC12-EC16	<100 µg/kg	TM173		<100	<100	<100	<100	<100	531
Aromatics >EC16-EC21	<100 µg/kg	TM173		<100	<100	<100	<100	160	2480
Aromatics >EC21-EC35	<100 µg/kg	TM173		<100	<100	<100	<100	1690	9500
Aromatics >EC35-EC44	<100 µg/kg	TM173		<100	<100	<100	<100	540	3700
Aromatics >EC40-EC44	<100 µg/kg	TM173		<100	<100	<100	<100	<100	1170
Total Aromatics >EC12-EC44	<100 µg/kg	TM173		<100	<100	<100	<100	2390	16200
Total Aliphatics & Aromatics >C5-C44	<100 µg/kg	TM173		<100	1710	4330	<100	5750	31400

CERTIFICATE OF ANALYSIS

SDG:	150417-125	**Location:**	Coed Darcy	**Order Number:**	CD1186
Job:	H_ATKINS_LDC-335	**Customer:**	Atkins Global Ltd	**Report Number:**	312613
Client Reference:	POS	**Attention:**	Alex Mann	**Superseded Report:**	

TPH CWG (S)

Results Legend	
#	ISO17025 accredited.
M	*m*CERTS accredited.
aq	Aqueous / settled sample.
diss.filt	Dissolved / filtered sample.
tot.unfilt	Total / unfiltered sample.
*	Subcontracted test.
**	% recovery of the surrogate standard to check the efficiency of the method. The results of individual compounds within samples aren't corrected for the recovery
(F)	Trigger breach confirmed
1-5&+§@	Sample deviation (see appendix)

Component	LOD/Units	Method	Customer Sample R	POS 108	POS 109	POS 109	POS 110	POS 110	POS 111
			Depth (m)	1.50 - 1.50	0.50 - 0.50	1.50 - 1.50	0.50 - 0.50	1.50 - 1.50	0.50 - 0.50
			Sample Type	Soil/Solid	Soil/Solid	Soil/Solid	Soil/Solid	Soil/Solid	Soil/Solid
			Date Sampled	16/04/2015	16/04/2015	16/04/2015	16/04/2015	16/04/2015	16/04/2015
			Sample Time	.	.	.	.	.	.
			Date Received	17/04/2015	17/04/2015	17/04/2015	17/04/2015	17/04/2015	17/04/2015
			SDG Ref	150417-125	150417-125	150417-125	150417-125	150417-125	150417-125
			Lab Sample No.(s)	11205648	11205636	11205640	11205676	11205680	11205688
			AGS Reference						
GRO Surrogate % recovery**	%	TM089		109 ♦	94 ♦	109 ♦	110 ♦	104 ♦	88 ♦
GRO TOT (Moisture Corrected)	<44 µg/kg	TM089		<176 ♦ M	<176 ♦ M	<176 ♦ M	1800 ♦ M	9050 ♦ M	<176 ♦ M
Methyl tertiary butyl ether (MTBE)	<5 µg/kg	TM089		<20 ♦ M	<20 ♦ M	<20 ♦ M	<20 ♦ M	<20 ♦ M	<20 ♦ M
Benzene	<10 µg/kg	TM089		<40 ♦ M	<40 ♦ M	<40 ♦ M	<40 ♦ M	<40 ♦ M	<40 ♦ M
Toluene	<2 µg/kg	TM089		<8 ♦ M	<8 ♦ M	<8 ♦ M	<8 ♦ M	<8 ♦ M	<8 ♦ M
Ethylbenzene	<3 µg/kg	TM089		<12 ♦ M	<12 ♦ M	<12 ♦ M	<12 ♦ M	<12 ♦ M	<12 ♦ M
m,p-Xylene	<6 µg/kg	TM089		<24 ♦ M	<24 ♦ M	<24 ♦ M	<24 ♦ M	<24 ♦ M	<24 ♦ M
o-Xylene	<3 µg/kg	TM089		<12 ♦ M	<12 ♦ M	<12 ♦ M	<12 ♦ M	<12 ♦ M	<12 ♦ M
sum of detected mpo xylene by GC	<9 µg/kg	TM089		<9 ♦	<9 ♦	<9 ♦	<9 ♦	<9 ♦	<9 ♦
sum of detected BTEX by GC	<24 µg/kg	TM089		<24 ♦	<24 ♦	<24 ♦	<24 ♦	<24 ♦	<24 ♦
Aliphatics >C5-C6	<10 µg/kg	TM089		<40 ♦	<40 ♦	<40 ♦	<40 ♦	<40 ♦	<40 ♦
Aliphatics >C6-C8	<10 µg/kg	TM089		<40 ♦	<40 ♦	<40 ♦	90.1 ♦	51.3 ♦	<40 ♦
Aliphatics >C8-C10	<10 µg/kg	TM089		<40 ♦	<40 ♦	<40 ♦	100 ♦	176 ♦	<40 ♦
Aliphatics >C10-C12	<10 µg/kg	TM089		<40 ♦	<40 ♦	<40 ♦	909 ♦	5210 ♦	<40 ♦
Aliphatics >C12-C16	<100 µg/kg	TM173		<100	1330	3070	7980	2170	<100
Aliphatics >C16-C21	<100 µg/kg	TM173		<100	765	826	<100	<100	361
Aliphatics >C21-C35	<100 µg/kg	TM173		<100	1700	1940	1550	<100	3810
Aliphatics >C35-C44	<100 µg/kg	TM173		<100	<100	<100	<100	<100	<100
Total Aliphatics >C12-C44	<100 µg/kg	TM173		<100	3800	5830	9530	2170	4170
Aromatics >EC5-EC7	<10 µg/kg	TM089		<40 ♦	<40 ♦	<40 ♦	<40 ♦	<40 ♦	<40 ♦
Aromatics >EC7-EC8	<10 µg/kg	TM089		<40 ♦	<40 ♦	<40 ♦	<40 ♦	<40 ♦	<40 ♦
Aromatics >EC8-EC10	<10 µg/kg	TM089		<40 ♦	<40 ♦	<40 ♦	67 ♦	122 ♦	<40 ♦
Aromatics >EC10-EC12	<10 µg/kg	TM089		<40 ♦	<40 ♦	<40 ♦	607 ♦	3470 ♦	<40 ♦
Aromatics >EC12-EC16	<100 µg/kg	TM173		<100	1810	<100	<100	<100	<100
Aromatics >EC16-EC21	<100 µg/kg	TM173		714	300	<100	<100	<100	<100
Aromatics >EC21-EC35	<100 µg/kg	TM173		1610	<100	2620	1630	<100	797
Aromatics >EC35-EC44	<100 µg/kg	TM173		<100	<100	<100	<100	<100	<100
Aromatics >EC40-EC44	<100 µg/kg	TM173		<100	<100	<100	<100	<100	<100
Total Aromatics >EC12-EC44	<100 µg/kg	TM173		2320	2110	2620	1630	<100	797
Total Aliphatics & Aromatics >C5-C44	<100 µg/kg	TM173		2320	5910	8450	13000	11200	4960

CERTIFICATE OF ANALYSIS

SDG:	150417-125	**Location:**	Coed Darcy	**Order Number:**	CD1186
Job:	H_ATKINS_LDC-335	**Customer:**	Atkins Global Ltd	**Report Number:**	312613
Client Reference:	POS	**Attention:**	Alex Mann	**Superseded Report:**	

TPH CWG (S)

Results Legend

#	ISO17025 accredited.
M	*m*CERTS accredited.
aq	Aqueous / settled sample.
diss.filt	Dissolved / filtered sample.
tot.unfilt	Total / unfiltered sample.
*	Subcontracted test.
**	% recovery of the surrogate standard to check the efficiency of the method. The results of individual compounds within samples aren't corrected for the recovery
(F)	Trigger breach confirmed
1-5&+§@	Sample deviation (see appendix)

Component	LOD/Units	Method	Customer Sample R	POS 112	POS 113	POS 114	POS 114		
			Depth (m)	0.50 - 0.50	0.30 - 0.30	0.50 - 0.50	1.50 - 1.50		
			Sample Type	Soil/Solid	Soil/Solid	Soil/Solid	Soil/Solid		
			Date Sampled	16/04/2015	16/04/2015	16/04/2015	16/04/2015		
			Sample Time	.	.	.	.		
			Date Received	17/04/2015	17/04/2015	17/04/2015	17/04/2015		
			SDG Ref	150417-125	150417-125	150417-125	150417-125		
			Lab Sample No.(s)	11205684	11205693	11205702	11205706		
			AGS Reference						
GRO Surrogate % recovery**	%	TM089		105 ♦	93 ♦	108 ♦	75 ♦		
GRO TOT (Moisture Corrected)	<44 µg/kg	TM089		<176 ♦ M	<176 ♦ M	<176 ♦ M	<176 ♦ M		
Methyl tertiary butyl ether (MTBE)	<5 µg/kg	TM089		<20 ♦ M	<20 ♦ M	<20 ♦ M	<20 ♦ M		
Benzene	<10 µg/kg	TM089		<40 ♦ M	<40 ♦ M	<40 ♦ M	<40 ♦ M		
Toluene	<2 µg/kg	TM089		<8 ♦ M	<8 ♦ M	<8 ♦ M	<8 ♦ M		
Ethylbenzene	<3 µg/kg	TM089		<12 ♦ M	<12 ♦ M	<12 ♦ M	<12 ♦ M		
m,p-Xylene	<6 µg/kg	TM089		<24 ♦ M	<24 ♦ M	<24 ♦ M	<24 ♦ M		
o-Xylene	<3 µg/kg	TM089		<12 ♦ M	<12 ♦ M	<12 ♦ M	<12 ♦ M		
sum of detected mpo xylene by GC	<9 µg/kg	TM089		<9 ♦	<9 ♦	<9 ♦	<9 ♦		
sum of detected BTEX by GC	<24 µg/kg	TM089		<24 ♦	<24 ♦	<24 ♦	<24 ♦		
Aliphatics >C5-C6	<10 µg/kg	TM089		<40 ♦	<40 ♦	<40 ♦	<40 ♦		
Aliphatics >C6-C8	<10 µg/kg	TM089		<40 ♦	<40 ♦	<40 ♦	<40 ♦		
Aliphatics >C8-C10	<10 µg/kg	TM089		<40 ♦	<40 ♦	<40 ♦	<40 ♦		
Aliphatics >C10-C12	<10 µg/kg	TM089		<40 ♦	<40 ♦	<40 ♦	<40 ♦		
Aliphatics >C12-C16	<100 µg/kg	TM173		<100	<100	255	4070		
Aliphatics >C16-C21	<100 µg/kg	TM173		<100	<100	368	2300		
Aliphatics >C21-C35	<100 µg/kg	TM173		<100	1270	4420	6440		
Aliphatics >C35-C44	<100 µg/kg	TM173		<100	<100	<100	<100		
Total Aliphatics >C12-C44	<100 µg/kg	TM173		<100	1270	5050	12800		
Aromatics >EC5-EC7	<10 µg/kg	TM089		<40 ♦	<40 ♦	<40 ♦	<40 ♦		
Aromatics >EC7-EC8	<10 µg/kg	TM089		<40 ♦	<40 ♦	<40 ♦	<40 ♦		
Aromatics >EC8-EC10	<10 µg/kg	TM089		<40 ♦	<40 ♦	<40 ♦	<40 ♦		
Aromatics >EC10-EC12	<10 µg/kg	TM089		<40 ♦	<40 ♦	<40 ♦	<40 ♦		
Aromatics >EC12-EC16	<100 µg/kg	TM173		<100	<100	<100	<100		
Aromatics >EC16-EC21	<100 µg/kg	TM173		<100	<100	<100	<100		
Aromatics >EC21-EC35	<100 µg/kg	TM173		<100	3370	<100	2120		
Aromatics >EC35-EC44	<100 µg/kg	TM173		<100	597	<100	1220		
Aromatics >EC40-EC44	<100 µg/kg	TM173		<100	<100	<100	<100		
Total Aromatics >EC12-EC44	<100 µg/kg	TM173		<100	3960	<100	3340		
Total Aliphatics & Aromatics >C5-C44	<100 µg/kg	TM173		<100	5230	5050	16200		

CERTIFICATE OF ANALYSIS

SDG:	150417-125	**Location:**	Coed Darcy	**Order Number:**	CD1186
Job:	H_ATKINS_LDC-335	**Customer:**	Atkins Global Ltd	**Report Number:**	312613
Client Reference:	POS	**Attention:**	Alex Mann	**Superseded Report:**	

Asbestos Identification - Solid Samples

		Date of Analysis	Analysed By	Comments	Amosite (Brown) Asbestos	Chrysotile (White) Asbestos	Crocidolite (Blue) Asbestos	Fibrous Actinolite	Fibrous Anthophyllite	Fibrous Tremolite	Non-Asbestos Fibre
Cust. Sample Ref. Depth (m) Sample Type Date Sampled Date Receieved SDG Original Sample Method Number	POS 58 0.50 - 0.50 SOLID 15/04/2015 00:00:00 23/04/2015 11:18:57 150417-125 11205960 TM048	8/5/15	Rebecca Rawlings	-	Not Detected (#)	Not Detected (#)	Not Detected (#)	Not Detected (#)	Not Detected (#)	Not Detected (#)	Not Detected
Cust. Sample Ref. Depth (m) Sample Type Date Sampled Date Receieved SDG Original Sample Method Number	POS 59 0.50 - 0.50 SOLID 15/04/2015 00:00:00 23/04/2015 11:32:51 150417-125 11206054 TM048	8/5/15	Rebecca Rawlings	-	Not Detected (#)	Not Detected (#)	Not Detected (#)	Not Detected (#)	Not Detected (#)	Not Detected (#)	Not Detected
Cust. Sample Ref. Depth (m) Sample Type Date Sampled Date Receieved SDG Original Sample Method Number	POS 66 0.50 - 0.50 SOLID 14/04/2015 00:00:00 23/04/2015 11:45:18 150417-125 11206083 TM048	8/5/15	Kevin Hughes	-	Not Detected (#)	Not Detected (#)	Not Detected (#)	Not Detected (#)	Not Detected (#)	Not Detected (#)	Not Detected
Cust. Sample Ref. Depth (m) Sample Type Date Sampled Date Receieved SDG Original Sample Method Number	POS 67 0.50 - 0.50 SOLID 14/04/2015 00:00:00 23/04/2015 12:09:37 150417-125 11205885 TM048	8/5/15	Kevin Hughes	-	Not Detected (#)	Not Detected (#)	Not Detected (#)	Not Detected (#)	Not Detected (#)	Not Detected (#)	Not Detected
Cust. Sample Ref. Depth (m) Sample Type Date Sampled Date Receieved SDG Original Sample Method Number	POS 68 0.50 - 0.50 SOLID 14/04/2015 00:00:00 23/04/2015 12:07:18 150417-125 11205487 TM048	7/5/15	Rebecca Rawlings	-	Not Detected (#)	Not Detected (#)	Not Detected (#)	Not Detected (#)	Not Detected (#)	Not Detected (#)	Not Detected

CERTIFICATE OF ANALYSIS

SDG:	150417-125	**Location:**	Coed Darcy	**Order Number:**	CD1186
Job:	H_ATKINS_LDC-335	**Customer:**	Atkins Global Ltd	**Report Number:**	312613
Client Reference:	POS	**Attention:**	Alex Mann	**Superseded Report:**	

		Date of Analysis	Analysed By	Comments	Amosite (Brown) Asbestos	Chrysotile (White) Asbestos	Crocidolite (Blue) Asbestos	Fibrous Actinolite	Fibrous Anthophyllite	Fibrous Tremolite	Non-Asbestos Fibre
Cust. Sample Ref. Depth (m) Sample Type Date Sampled Date Receieved SDG Original Sample Method Number	POS 70 0.50 - 0.50 SOLID 14/04/2015 00:00:00 22/04/2015 11:33:15 150417-125 11205726 TM048	7/5/15	Rebecca Rawlings	-	Not Detected (#)	Not Detected (#)	Not Detected (#)	Not Detected (#)	Not Detected (#)	Not Detected (#)	Not Detected
Cust. Sample Ref. Depth (m) Sample Type Date Sampled Date Receieved SDG Original Sample Method Number	POS 71 0.50 - 0.50 SOLID 14/04/2015 00:00:00 22/04/2015 13:10:21 150417-125 11205652 TM048	7/5/15	Kevin Hughes	-	Not Detected (#)	Not Detected (#)	Not Detected (#)	Not Detected (#)	Not Detected (#)	Not Detected (#)	Not Detected
Cust. Sample Ref. Depth (m) Sample Type Date Sampled Date Receieved SDG Original Sample Method Number	POS 72 0.50 - 0.50 SOLID 14/04/2015 00:00:00 21/04/2015 12:19:36 150417-125 11205782 TM048	7/5/15	Kevin Hughes	-	Not Detected (#)	Not Detected (#)	Not Detected (#)	Not Detected (#)	Not Detected (#)	Not Detected (#)	Not Detected
Cust. Sample Ref. Depth (m) Sample Type Date Sampled Date Receieved SDG Original Sample Method Number	POS 73 0.50 - 0.50 SOLID 14/04/2015 00:00:00 23/04/2015 11:46:56 150417-125 11205769 TM048	7/5/15	Kevin Hughes	-	Not Detected (#)	Not Detected (#)	Not Detected (#)	Not Detected (#)	Not Detected (#)	Not Detected (#)	Not Detected
Cust. Sample Ref. Depth (m) Sample Type Date Sampled Date Receieved SDG Original Sample Method Number	POS 74 0.50 - 0.50 SOLID 14/04/2015 00:00:00 22/04/2015 11:45:47 150417-125 11205755 TM048	7/5/15	Lauren Sargeant	-	Not Detected (#)	Not Detected (#)	Not Detected (#)	Not Detected (#)	Not Detected (#)	Not Detected (#)	Not Detected
Cust. Sample Ref. Depth (m) Sample Type Date Sampled Date Receieved SDG Original Sample Method Number	POS 75 0.50 - 0.50 SOLID 14/04/2015 00:00:00 23/04/2015 13:19:45 150417-125 11205842 TM048	7/5/15	Lauren Sargeant	-	Not Detected (#)	Not Detected (#)	Not Detected (#)	Not Detected (#)	Not Detected (#)	Not Detected (#)	Not Detected

CERTIFICATE OF ANALYSIS

SDG:	150417-125	**Location:**	Coed Darcy	**Order Number:**	CD1186
Job:	H_ATKINS_LDC-335	**Customer:**	Atkins Global Ltd	**Report Number:**	312613
Client Reference:	POS	**Attention:**	Alex Mann	**Superseded Report:**	

		Date of Analysis	Analysed By	Comments	Amosite (Brown) Asbestos	Chrysotile (White) Asbestos	Crocidolite (Blue) Asbestos	Fibrous Actinolite	Fibrous Anthophyllite	Fibrous Tremolite	Non-Asbestos Fibre
Cust. Sample Ref. Depth (m) Sample Type Date Sampled Date Receieved SDG Original Sample Method Number	POS 76 0.50 - 0.50 SOLID 14/04/2015 00:00:00 22/04/2015 13:16:47 150417-125 11205821 TM048	7/5/15	Rebecca Rawlings	-	Not Detected (#)	Not Detected (#)	Not Detected (#)	Not Detected (#)	Not Detected (#)	Not Detected (#)	Not Detected
Cust. Sample Ref. Depth (m) Sample Type Date Sampled Date Receieved SDG Original Sample Method Number	POS 77 0.50 - 0.50 SOLID 14/04/2015 00:00:00 22/04/2015 11:11:08 150417-125 11205800 TM048	7/5/15	Lauren Sargeant	-	Not Detected (#)	Not Detected (#)	Not Detected (#)	Not Detected (#)	Not Detected (#)	Not Detected (#)	Not Detected
Cust. Sample Ref. Depth (m) Sample Type Date Sampled Date Receieved SDG Original Sample Method Number	POS 78 0.50 - 0.50 SOLID 15/04/2015 00:00:00 22/04/2015 12:47:43 150417-125 11205889 TM048	8/5/15	Lauren Sargeant	-	Not Detected (#)	Not Detected (#)	Not Detected (#)	Not Detected (#)	Not Detected (#)	Not Detected (#)	Not Detected
Cust. Sample Ref. Depth (m) Sample Type Date Sampled Date Receieved SDG Original Sample Method Number	POS 79 0.50 - 0.50 SOLID 15/04/2015 00:00:00 22/04/2015 11:53:38 150417-125 11205872 TM048	8/5/15	Lauren Sargeant	-	Not Detected (#)	Not Detected (#)	Not Detected (#)	Not Detected (#)	Not Detected (#)	Not Detected (#)	Not Detected
Cust. Sample Ref. Depth (m) Sample Type Date Sampled Date Receieved SDG Original Sample Method Number	POS 80 0.50 - 0.50 SOLID 15/04/2015 00:00:00 21/04/2015 12:22:46 150417-125 11205863 TM048	8/5/15	Lauren Sargeant	-	Not Detected (#)	Not Detected (#)	Not Detected (#)	Not Detected (#)	Not Detected (#)	Not Detected (#)	Not Detected
Cust. Sample Ref. Depth (m) Sample Type Date Sampled Date Receieved SDG Original Sample Method Number	POS 81 0.50 - 0.50 SOLID 15/04/2015 00:00:00 22/04/2015 13:14:18 150417-125 11205923 TM048	8/5/15	Kevin Hughes	-	Not Detected (#)	Not Detected (#)	Not Detected (#)	Not Detected (#)	Not Detected (#)	Not Detected (#)	Not Detected

CERTIFICATE OF ANALYSIS

SDG:	150417-125	**Location:**	Coed Darcy	**Order Number:**	CD1186
Job:	H_ATKINS_LDC-335	**Customer:**	Atkins Global Ltd	**Report Number:**	312613
Client Reference:	POS	**Attention:**	Alex Mann	**Superseded Report:**	

		Date of Analysis	Analysed By	Comments	Amosite (Brown) Asbestos	Chrysotile (White) Asbestos	Crocidolite (Blue) Asbestos	Fibrous Actinolite	Fibrous Anthophyllite	Fibrous Tremolite	Non-Asbestos Fibre
Cust. Sample Ref. Depth (m) Sample Type Date Sampled Date Receieved SDG Original Sample Method Number	POS 82 0.50 - 0.50 SOLID 15/04/2015 00:00:00 21/04/2015 12:26:03 150417-125 11205911 TM048	8/5/15	Lauren Sargeant	Loose fibres in soil	Detected (#)	Not Detected (#)	Not Detected (#)	Not Detected (#)	Not Detected (#)	Not Detected (#)	Not Detected
Cust. Sample Ref. Depth (m) Sample Type Date Sampled Date Receieved SDG Original Sample Method Number	POS 83 0.50 - 0.50 SOLID 15/04/2015 00:00:00 23/04/2015 13:10:25 150417-125 11205941 TM048	8/5/15	Kevin Hughes	-	Not Detected (#)	Not Detected (#)	Not Detected (#)	Not Detected (#)	Not Detected (#)	Not Detected (#)	Not Detected
Cust. Sample Ref. Depth (m) Sample Type Date Sampled Date Receieved SDG Original Sample Method Number	POS 84 0.50 - 0.50 SOLID 15/04/2015 00:00:00 23/04/2015 13:12:44 150417-125 11205975 TM048	8/5/15	Kevin Hughes	Loose fibres in soil	Not Detected (#)	Detected (#)	Not Detected (#)	Not Detected (#)	Not Detected (#)	Not Detected (#)	Not Detected
Cust. Sample Ref. Depth (m) Sample Type Date Sampled Date Receieved SDG Original Sample Method Number	POS 85 0.50 - 0.50 SOLID 15/04/2015 00:00:00 23/04/2015 11:12:35 150417-125 11205995 TM048	8/5/15	Rebecca Rawlings	-	Not Detected (#)	Not Detected (#)	Not Detected (#)	Not Detected (#)	Not Detected (#)	Not Detected (#)	Not Detected
Cust. Sample Ref. Depth (m) Sample Type Date Sampled Date Receieved SDG Original Sample Method Number	POS 86 0.50 - 0.50 SOLID 15/04/2015 00:00:00 23/04/2015 11:42:29 150417-125 11206024 TM048	8/5/15	Kevin Hughes	-	Not Detected (#)	Not Detected (#)	Not Detected (#)	Not Detected (#)	Not Detected (#)	Not Detected (#)	Not Detected
Cust. Sample Ref. Depth (m) Sample Type Date Sampled Date Receieved SDG Original Sample Method Number	POS 87 0.50 - 0.50 SOLID 15/04/2015 00:00:00 23/04/2015 11:40:45 150417-125 11206045 TM048	8/5/15	Lauren Sargeant	-	Not Detected (#)	Not Detected (#)	Not Detected (#)	Not Detected (#)	Not Detected (#)	Not Detected (#)	Not Detected

CERTIFICATE OF ANALYSIS

SDG:	150417-125	**Location:**	Coed Darcy	**Order Number:**	CD1186
Job:	H_ATKINS_LDC-335	**Customer:**	Atkins Global Ltd	**Report Number:**	312613
Client Reference:	POS	**Attention:**	Alex Mann	**Superseded Report:**	

		Date of Analysis	Analysed By	Comments	Amosite (Brown) Asbestos	Chrysotile (White) Asbestos	Crocidolite (Blue) Asbestos	Fibrous Actinolite	Fibrous Anthophyllite	Fibrous Tremolite	Non-Asbestos Fibre
Cust. Sample Ref. Depth (m) Sample Type Date Sampled Date Receieved SDG Original Sample Method Number	POS 88 0.50 - 0.50 SOLID 15/04/2015 00:00:00 23/04/2015 11:35:16 150417-125 11206028 TM048	8/5/15	Kevin Hughes	-	Not Detected (#)	Not Detected (#)	Not Detected (#)	Not Detected (#)	Not Detected (#)	Not Detected (#)	Not Detected
Cust. Sample Ref. Depth (m) Sample Type Date Sampled Date Receieved SDG Original Sample Method Number	POS 89 0.50 - 0.50 SOLID 15/04/2015 00:00:00 23/04/2015 12:34:40 150417-125 11206007 TM048	8/5/15	Rebecca Rawlings	-	Not Detected (#)	Not Detected (#)	Not Detected (#)	Not Detected (#)	Not Detected (#)	Not Detected (#)	Not Detected
Cust. Sample Ref. Depth (m) Sample Type Date Sampled Date Receieved SDG Original Sample Method Number	POS 90 0.50 - 0.50 SOLID 15/04/2015 00:00:00 23/04/2015 11:25:25 150417-125 11206065 TM048	8/5/15	Rebecca Rawlings	-	Not Detected (#)	Not Detected (#)	Not Detected (#)	Not Detected (#)	Not Detected (#)	Not Detected (#)	Not Detected
Cust. Sample Ref. Depth (m) Sample Type Date Sampled Date Receieved SDG Original Sample Method Number	POS 91 0.50 - 0.50 SOLID 15/04/2015 00:00:00 23/04/2015 11:44:33 150417-125 11206059 TM048	8/5/15	Lauren Sargeant	-	Not Detected (#)	Not Detected (#)	Not Detected (#)	Not Detected (#)	Not Detected (#)	Not Detected (#)	Not Detected
Cust. Sample Ref. Depth (m) Sample Type Date Sampled Date Receieved SDG Original Sample Method Number	POS 92 0.50 - 0.50 SOLID 16/04/2015 00:00:00 22/04/2015 14:07:39 150417-125 11205615 TM048	7/5/15	Rebecca Rawlings	-	Not Detected (#)	Not Detected (#)	Not Detected (#)	Not Detected (#)	Not Detected (#)	Not Detected (#)	Not Detected
Cust. Sample Ref. Depth (m) Sample Type Date Sampled Date Receieved SDG Original Sample Method Number	POS 93 0.50 - 0.50 SOLID 15/04/2015 00:00:00 23/04/2015 10:56:13 150417-125 11206087 TM048	8/5/15	Kevin Hughes	-	Not Detected (#)	Not Detected (#)	Not Detected (#)	Not Detected (#)	Not Detected (#)	Not Detected (#)	Not Detected

CERTIFICATE OF ANALYSIS

SDG:	150417-125	**Location:**	Coed Darcy	**Order Number:**	CD1186
Job:	H_ATKINS_LDC-335	**Customer:**	Atkins Global Ltd	**Report Number:**	312613
Client Reference:	POS	**Attention:**	Alex Mann	**Superseded Report:**	

		Date of Analysis	Analysed By	Comments	Amosite (Brown) Asbestos	Chrysotile (White) Asbestos	Crocidolite (Blue) Asbestos	Fibrous Actinolite	Fibrous Anthophyllite	Fibrous Tremolite	Non-Asbestos Fibre
Cust. Sample Ref. Depth (m) Sample Type Date Sampled Date Receieved SDG Original Sample Method Number	POS 94 0.50 - 0.50 SOLID 16/04/2015 00:00:00 23/04/2015 12:47:25 150417-125 11206100 TM048	8/5/15	Rebecca Rawlings	-	Not Detected (#)	Not Detected (#)	Not Detected (#)	Not Detected (#)	Not Detected (#)	Not Detected (#)	Not Detected
Cust. Sample Ref. Depth (m) Sample Type Date Sampled Date Receieved SDG Original Sample Method Number	POS 95 0.50 - 0.50 SOLID 16/04/2015 00:00:00 22/04/2015 12:36:54 150417-125 11205560 TM048	7/5/15	Lauren Sargeant	-	Not Detected (#)	Not Detected (#)	Not Detected (#)	Not Detected (#)	Not Detected (#)	Not Detected (#)	Not Detected
Cust. Sample Ref. Depth (m) Sample Type Date Sampled Date Receieved SDG Original Sample Method Number	POS 96 0.50 - 0.50 SOLID 16/04/2015 00:00:00 23/04/2015 14:23:40 150417-125 11205514 TM048	7/5/15	Kevin Hughes	Loose fibres in soil	Not Detected (#)	Detected (#)	Not Detected (#)	Not Detected (#)	Not Detected (#)	Not Detected (#)	Not Detected
Cust. Sample Ref. Depth (m) Sample Type Date Sampled Date Receieved SDG Original Sample Method Number	POS 97 0.50 - 0.50 SOLID 16/04/2015 00:00:00 23/04/2015 12:41:24 150417-125 11206114 TM048	8/5/15	Kevin Hughes	-	Not Detected (#)	Not Detected (#)	Not Detected (#)	Not Detected (#)	Not Detected (#)	Not Detected (#)	Not Detected
Cust. Sample Ref. Depth (m) Sample Type Date Sampled Date Receieved SDG Original Sample Method Number	POS 98 0.50 - 0.50 SOLID 16/04/2015 00:00:00 23/04/2015 12:38:27 150417-125 11206140 TM048	8/5/15	Kevin Hughes	-	Not Detected (#)	Not Detected (#)	Not Detected (#)	Not Detected (#)	Not Detected (#)	Not Detected (#)	Not Detected
Cust. Sample Ref. Depth (m) Sample Type Date Sampled Date Receieved SDG Original Sample Method Number	POS 99 0.50 - 0.50 SOLID 16/04/2015 00:00:00 23/04/2015 12:44:27 150417-125 11205496 TM048	7/5/15	Lauren Sargeant	-	Not Detected (#)	Not Detected (#)	Not Detected (#)	Not Detected (#)	Not Detected (#)	Not Detected (#)	Not Detected

CERTIFICATE OF ANALYSIS

SDG:	150417-125	**Location:**	Coed Darcy	**Order Number:**	CD1186
Job:	H_ATKINS_LDC-335	**Customer:**	Atkins Global Ltd	**Report Number:**	312613
Client Reference:	POS	**Attention:**	Alex Mann	**Superseded Report:**	

		Date of Analysis	Analysed By	Comments	Amosite (Brown) Asbestos	Chrysotile (White) Asbestos	Crocidolite (Blue) Asbestos	Fibrous Actinolite	Fibrous Anthophyllite	Fibrous Tremolite	Non-Asbestos Fibre
Cust. Sample Ref. Depth (m) Sample Type Date Sampled Date Receieved SDG Original Sample Method Number	POS 100 0.50 - 0.50 SOLID 16/04/2015 00:00:00 23/04/2015 14:20:12 150417-125 11205506 TM048	7/5/15	Lauren Sargeant	Loose fibres in soil	Not Detected (#)	Trace (#)	Not Detected (#)	Not Detected (#)	Not Detected (#)	Not Detected (#)	Not Detected
Cust. Sample Ref. Depth (m) Sample Type Date Sampled Date Receieved SDG Original Sample Method Number	POS 101 0.50 - 0.50 SOLID 16/04/2015 00:00:00 22/04/2015 12:29:38 150417-125 11205536 TM048	7/5/15	Kevin Hughes	-	Not Detected (#)	Not Detected (#)	Not Detected (#)	Not Detected (#)	Not Detected (#)	Not Detected (#)	Not Detected
Cust. Sample Ref. Depth (m) Sample Type Date Sampled Date Receieved SDG Original Sample Method Number	POS 102 0.50 - 0.50 SOLID 16/04/2015 00:00:00 22/04/2015 12:33:42 150417-125 11205586 TM048	7/5/15	Kevin Hughes	-	Not Detected (#)	Not Detected (#)	Not Detected (#)	Not Detected (#)	Not Detected (#)	Not Detected (#)	Not Detected
Cust. Sample Ref. Depth (m) Sample Type Date Sampled Date Receieved SDG Original Sample Method Number	POS 103 0.50 - 0.50 SOLID 16/04/2015 00:00:00 22/04/2015 14:04:26 150417-125 11205624 TM048	7/5/15	Lauren Sargeant	-	Not Detected (#)	Not Detected (#)	Not Detected (#)	Not Detected (#)	Not Detected (#)	Not Detected (#)	Not Detected
Cust. Sample Ref. Depth (m) Sample Type Date Sampled Date Receieved SDG Original Sample Method Number	POS 104 0.50 - 0.50 SOLID 16/04/2015 00:00:00 22/04/2015 13:20:09 150417-125 11205632 TM048	7/5/15	Kevin Hughes	-	Not Detected (#)	Not Detected (#)	Not Detected (#)	Not Detected (#)	Not Detected (#)	Not Detected (#)	Not Detected
Cust. Sample Ref. Depth (m) Sample Type Date Sampled Date Receieved SDG Original Sample Method Number	POS 105 0.50 - 0.50 SOLID 16/04/2015 00:00:00 23/04/2015 12:29:36 150417-125 11205656 TM048	7/5/15	Lauren Sargeant	-	Not Detected (#)	Not Detected (#)	Not Detected (#)	Not Detected (#)	Not Detected (#)	Not Detected (#)	Not Detected

CERTIFICATE OF ANALYSIS

SDG:	150417-125	**Location:**	Coed Darcy	**Order Number:**	CD1186
Job:	H_ATKINS_LDC-335	**Customer:**	Atkins Global Ltd	**Report Number:**	312613
Client Reference:	POS	**Attention:**	Alex Mann	**Superseded Report:**	

		Date of Analysis	Analysed By	Comments	Amosite (Brown) Asbestos	Chrysotile (White) Asbestos	Crocidolite (Blue) Asbestos	Fibrous Actinolite	Fibrous Anthophyllite	Fibrous Tremolite	Non-Asbestos Fibre
Cust. Sample Ref. Depth (m) Sample Type Date Sampled Date Receieved SDG Original Sample Method Number	POS 106 0.50 - 0.50 SOLID 16/04/2015 00:00:00 23/04/2015 10:53:03 150417-125 11205672 TM048	7/5/15	Kevin Hughes	-	Not Detected (#)	Not Detected (#)	Not Detected (#)	Not Detected (#)	Not Detected (#)	Not Detected (#)	Not Detected
Cust. Sample Ref. Depth (m) Sample Type Date Sampled Date Receieved SDG Original Sample Method Number	POS 107 0.50 - 0.50 SOLID 16/04/2015 00:00:00 22/04/2015 13:21:57 150417-125 11205668 TM048	7/5/15	Rebecca Rawlings	-	Not Detected (#)	Not Detected (#)	Not Detected (#)	Not Detected (#)	Not Detected (#)	Not Detected (#)	Not Detected
Cust. Sample Ref. Depth (m) Sample Type Date Sampled Date Receieved SDG Original Sample Method Number	POS 109 0.50 - 0.50 SOLID 16/04/2015 00:00:00 22/04/2015 13:18:20 150417-125 11205636 TM048	7/5/15	Kevin Hughes	-	Not Detected (#)	Not Detected (#)	Not Detected (#)	Not Detected (#)	Not Detected (#)	Not Detected (#)	Not Detected
Cust. Sample Ref. Depth (m) Sample Type Date Sampled Date Receieved SDG Original Sample Method Number	POS 110 0.50 - 0.50 SOLID 16/04/2015 00:00:00 23/04/2015 10:42:22 150417-125 11205676 TM048	7/5/15	Kevin Hughes	-	Not Detected (#)	Not Detected (#)	Not Detected (#)	Not Detected (#)	Not Detected (#)	Not Detected (#)	Not Detected
Cust. Sample Ref. Depth (m) Sample Type Date Sampled Date Receieved SDG Original Sample Method Number	POS 111 0.50 - 0.50 SOLID 16/04/2015 00:00:00 22/04/2015 12:50:48 150417-125 11205688 TM048	7/5/15	Kevin Hughes	-	Not Detected (#)	Not Detected (#)	Not Detected (#)	Not Detected (#)	Not Detected (#)	Not Detected (#)	Not Detected
Cust. Sample Ref. Depth (m) Sample Type Date Sampled Date Receieved SDG Original Sample Method Number	POS 112 0.50 - 0.50 SOLID 16/04/2015 00:00:00 23/04/2015 10:49:27 150417-125 11205684 TM048	7/5/15	Lauren Sargeant	-	Not Detected (#)	Not Detected (#)	Not Detected (#)	Not Detected (#)	Not Detected (#)	Not Detected (#)	Not Detected

CERTIFICATE OF ANALYSIS

SDG:	150417-125	**Location:**	Coed Darcy	**Order Number:**	CD1186
Job:	H_ATKINS_LDC-335	**Customer:**	Atkins Global Ltd	**Report Number:**	312613
Client Reference:	POS	**Attention:**	Alex Mann	**Superseded Report:**	

		Date of Analysis	Analysed By	Comments	Amosite (Brown) Asbestos	Chrysotile (White) Asbestos	Crocidolite (Blue) Asbestos	Fibrous Actinolite	Fibrous Anthophyllite	Fibrous Tremolite	Non-Asbestos Fibre
Cust. Sample Ref. Depth (m) Sample Type Date Sampled Date Receieved SDG Original Sample Method Number	POS 113 0.30 - 0.30 SOLID 16/04/2015 00:00:00 23/04/2015 10:45:54 150417-125 11205693 TM048	7/5/15	Rebecca Rawlings	-	Not Detected (#)	Not Detected (#)	Not Detected (#)	Not Detected (#)	Not Detected (#)	Not Detected (#)	Not Detected
Cust. Sample Ref. Depth (m) Sample Type Date Sampled Date Receieved SDG Original Sample Method Number	POS 114 0.50 - 0.50 SOLID 16/04/2015 00:00:00 23/04/2015 12:31:49 150417-125 11205702 TM048	7/5/15	Kevin Hughes	-	Not Detected (#)	Not Detected (#)	Not Detected (#)	Not Detected (#)	Not Detected (#)	Not Detected (#)	Not Detected

CERTIFICATE OF ANALYSIS

SDG:	150417-125	**Location:**	Coed Darcy	**Order Number:**	CD1186
Job:	H_ATKINS_LDC-335	**Customer:**	Atkins Global Ltd	**Report Number:**	312613
Client Reference:	POS	**Attention:**	Alex Mann	**Superseded Report:**	

Table of Results - Appendix

Method No	Reference	Description	Wet/Dry Sample [1]	Surrogate Corrected
ASB_PREP				
PM001		Preparation of Samples for Metals Analysis		
PM024	Modified BS 1377	Soil preparation including homogenisation, moisture screens of soils for Asbestos Containing Material		
TM048	HSG 248, Asbestos: The analysts' guide for sampling, analysis and clearance procedures	Identification of Asbestos in Bulk Material		
TM089	Modified: US EPA Methods 8020 & 602	Determination of Gasoline Range Hydrocarbons (GRO) and BTEX (MTBE) compounds by Headspace GC-FID (C4-C12)		
TM132	In - house Method	ELTRA CS800 Operators Guide		
TM133	BS 1377: Part 3 1990;BS 6068-2.5	Determination of pH in Soil and Water using the GLpH pH Meter		
TM173	Analysis of Petroleum Hydrocarbons in Environmental Media – Total Petroleum Hydrocarbon Criteria	Determination of Speciated Extractable Petroleum Hydrocarbons in Soils by GC-FID		
TM181	US EPA Method 6010B	Determination of Routine Metals in Soil by iCap 6500 Duo ICP-OES		
TM218	Microwave extraction – EPA method 3546	Microwave extraction - EPA method 3546		

[1] Applies to Solid samples only. DRY indicates samples have been dried at 35°C. NA = not applicable.

CERTIFICATE OF ANALYSIS

SDG:	150417-125	**Location:**	Coed Darcy	**Order Number:**	CD1186
Job:	H_ATKINS_LDC-335	**Customer:**	Atkins Global Ltd	**Report Number:**	312613
Client Reference:	POS	**Attention:**	Alex Mann	**Superseded Report:**	

Test Completion Dates

Lab Sample No(s)	11205960	11205965	11205971	11206054	11205491	11205545	11205603	11206083	11205885	11205937
Customer Sample Ref.	POS 58	POS 58	POS 58	POS 59	POS 66	POS 66	POS 66	POS 66	POS 67	POS 67
AGS Ref.										
Depth	0.50 - 0.50	1.50 - 1.50	2.50 - 2.50	0.50 - 0.50	1.60 - 1.60	2.80 - 2.80	4.20 - 4.20	0.50 - 0.50	0.50 - 0.50	1.50 - 1.50
Type	SOLID	SOLID	SOLID	SOLID	SOLID	SOLID	SOLID	SOLID	SOLID	SOLID
Asbestos ID in Solid Samples	08-May-2015			08-May-2015				08-May-2015	08-May-2015	
EPH CWG (Aliphatic) GC (S)	09-May-2015	11-May-2015	08-May-2015	09-May-2015	08-May-2015	07-May-2015	08-May-2015	11-May-2015	09-May-2015	11-May-2015
EPH CWG (Aromatic) GC (S)	09-May-2015	11-May-2015	08-May-2015	09-May-2015	08-May-2015	07-May-2015	08-May-2015	11-May-2015	09-May-2015	11-May-2015
GRO by GC-FID (S)	12-May-2015	11-May-2015	12-May-2015	12-May-2015	02-May-2015	07-May-2015	02-May-2015	09-May-2015	11-May-2015	09-May-2015
Metals in solid samples by OES	01-May-2015	01-May-2015	29-Apr-2015	08-May-2015	28-Apr-2015	01-May-2015	27-Apr-2015	27-Apr-2015	01-May-2015	29-Apr-2015
PAH by GCMS	08-May-2015	08-May-2015	10-May-2015	08-May-2015	08-May-2015	08-May-2015	08-May-2015	10-May-2015	10-May-2015	08-May-2015
pH	09-May-2015	11-May-2015	11-May-2015	09-May-2015	08-May-2015	08-May-2015	08-May-2015	09-May-2015	09-May-2015	08-May-2015
Sample description	23-Apr-2015	21-Apr-2015	21-Apr-2015	23-Apr-2015	21-Apr-2015	21-Apr-2015	21-Apr-2015	22-Apr-2015	23-Apr-2015	21-Apr-2015
Total Organic Carbon				11-May-2015				08-May-2015	08-May-2015	
TPH CWG GC (S)	12-May-2015	11-May-2015	12-May-2015	12-May-2015	08-May-2015	07-May-2015	08-May-2015	11-May-2015	11-May-2015	11-May-2015

Lab Sample No(s)	11205987	11206032	11205487	11205737	11205786	11205833	11205747	11205751	11205726	11205730
Customer Sample Ref.	POS 67	POS 67	POS 68	POS 68	POS 68	POS 68	POS 69	POS 69	POS 70	POS 70
AGS Ref.										
Depth	2.50 - 2.50	3.50 - 3.50	0.50 - 0.50	1.50 - 1.50	2.50 - 2.50	3.50 - 3.50	0.50 - 0.50	1.50 - 1.50	0.50 - 0.50	1.60 - 1.60
Type	SOLID	SOLID	SOLID	SOLID	SOLID	SOLID	SOLID	SOLID	SOLID	SOLID
Asbestos ID in Solid Samples			07-May-2015						07-May-2015	
EPH CWG (Aliphatic) GC (S)	11-May-2015	09-May-2015	08-May-2015	08-May-2015	08-May-2015	08-May-2015	08-May-2015	08-May-2015	08-May-2015	08-May-2015
EPH CWG (Aromatic) GC (S)	11-May-2015	09-May-2015	08-May-2015	08-May-2015	08-May-2015	08-May-2015	08-May-2015	08-May-2015	08-May-2015	08-May-2015
GRO by GC-FID (S)	12-May-2015	09-May-2015	02-May-2015	02-May-2015	02-May-2015	02-May-2015	02-May-2015	08-May-2015	02-May-2015	08-May-2015
Metals in solid samples by OES	29-Apr-2015	29-Apr-2015	30-Apr-2015	27-Apr-2015	27-Apr-2015	29-Apr-2015	28-Apr-2015	11-May-2015	27-Apr-2015	29-Apr-2015
PAH by GCMS	08-May-2015	08-May-2015	08-May-2015	07-May-2015	07-May-2015	07-May-2015	08-May-2015	08-May-2015	07-May-2015	07-May-2015
pH	11-May-2015	11-May-2015	08-May-2015	08-May-2015	08-May-2015	08-May-2015	07-May-2015	08-May-2015	08-May-2015	08-May-2015
Sample description	21-Apr-2015	21-Apr-2015	23-Apr-2015	21-Apr-2015	21-Apr-2015	21-Apr-2015	21-Apr-2015	21-Apr-2015	22-Apr-2015	21-Apr-2015
Total Organic Carbon			05-May-2015							
TPH CWG GC (S)	12-May-2015	09-May-2015	08-May-2015	08-May-2015	08-May-2015	08-May-2015	08-May-2015	08-May-2015	08-May-2015	08-May-2015

Lab Sample No(s)	11205743	11205652	11205698	11205714	11205718	11205722	11205782	11205790	11205795	11205769
Customer Sample Ref.	POS 70	POS 71	POS 71	POS 71	POS 71	POS 71	POS 72	POS 72	POS 72	POS 73
AGS Ref.										
Depth	2.80 - 2.80	0.50 - 0.50	1.50 - 1.50	2.50 - 2.50	3.50 - 3.50	4.50 - 4.50	0.50 - 0.50	1.50 - 1.50	3.00 - 3.00	0.50 - 0.50
Type	SOLID	SOLID	SOLID	SOLID	SOLID	SOLID	SOLID	SOLID	SOLID	SOLID
Asbestos ID in Solid Samples		07-May-2015					07-May-2015			07-May-2015
EPH CWG (Aliphatic) GC (S)	08-May-2015	08-May-2015	08-May-2015	08-May-2015	07-May-2015	07-May-2015	08-May-2015	08-May-2015	08-May-2015	09-May-2015
EPH CWG (Aromatic) GC (S)	08-May-2015	08-May-2015	08-May-2015	08-May-2015	07-May-2015	07-May-2015	08-May-2015	08-May-2015	08-May-2015	09-May-2015
GRO by GC-FID (S)	02-May-2015	02-May-2015	02-May-2015	02-May-2015	02-May-2015	02-May-2015	02-May-2015	02-May-2015	02-May-2015	08-May-2015
Metals in solid samples by OES	28-Apr-2015	28-Apr-2015	27-Apr-2015	27-Apr-2015	01-May-2015	01-May-2015	11-May-2015	28-Apr-2015	29-Apr-2015	27-Apr-2015
PAH by GCMS	07-May-2015	08-May-2015	07-May-2015	08-May-2015	08-May-2015	08-May-2015	08-May-2015	08-May-2015	08-May-2015	07-May-2015
pH	08-May-2015	08-May-2015	08-May-2015	08-May-2015	08-May-2015	08-May-2015	08-May-2015	08-May-2015	08-May-2015	07-May-2015
Sample description	21-Apr-2015	22-Apr-2015	21-Apr-2015	21-Apr-2015	21-Apr-2015	21-Apr-2015	22-Apr-2015	21-Apr-2015	21-Apr-2015	22-Apr-2015
Total Organic Carbon	28-Apr-2015	08-May-2015			28-Apr-2015				28-Apr-2015	
TPH CWG GC (S)	08-May-2015	08-May-2015	08-May-2015	08-May-2015	07-May-2015	07-May-2015	08-May-2015	08-May-2015	08-May-2015	09-May-2015

Lab Sample No(s)	11205773	11205777	11205755	11205761	11205765	11205842	11205846	11205852	11205858	11205821
Customer Sample Ref.	POS 73	POS 73	POS 74	POS 74	POS 74	POS 75	POS 75	POS 75	POS 75	POS 76
AGS Ref.										
Depth	1.50 - 1.50	2.50 - 2.50	0.50 - 0.50	1.50 - 1.50	2.50 - 2.50	0.50 - 0.50	1.50 - 1.50	2.50 - 2.50	3.50 - 3.50	0.50 - 0.50
Type	SOLID	SOLID	SOLID	SOLID	SOLID	SOLID	SOLID	SOLID	SOLID	SOLID
Asbestos ID in Solid Samples			07-May-2015			07-May-2015				07-May-2015
EPH CWG (Aliphatic) GC (S)	08-May-2015	08-May-2015	08-May-2015	08-May-2015	08-May-2015	08-May-2015	08-May-2015	08-May-2015	08-May-2015	08-May-2015
EPH CWG (Aromatic) GC (S)	08-May-2015	08-May-2015	08-May-2015	08-May-2015	08-May-2015	08-May-2015	08-May-2015	08-May-2015	08-May-2015	08-May-2015
GRO by GC-FID (S)	02-May-2015	11-May-2015	08-May-2015	08-May-2015	02-May-2015	09-May-2015	02-May-2015	08-May-2015	06-May-2015	06-May-2015
Metals in solid samples by OES	29-Apr-2015	11-May-2015	27-Apr-2015	11-May-2015	11-May-2015	27-Apr-2015	28-Apr-2015	29-Apr-2015	29-Apr-2015	30-Apr-2015
PAH by GCMS	08-May-2015	08-May-2015	08-May-2015	08-May-2015	07-May-2015	07-May-2015	10-May-2015	08-May-2015	07-May-2015	07-May-2015
pH	08-May-2015	08-May-2015	08-May-2015	08-May-2015	08-May-2015	08-May-2015	08-May-2015	08-May-2015	08-May-2015	08-May-2015
Sample description	21-Apr-2015	21-Apr-2015	21-Apr-2015	21-Apr-2015	21-Apr-2015	22-Apr-2015	21-Apr-2015	21-Apr-2015	21-Apr-2015	23-Apr-2015
Total Organic Carbon		08-May-2015		12-May-2015			28-Apr-2015			
TPH CWG GC (S)	08-May-2015	11-May-2015	08-May-2015	08-May-2015	08-May-2015	09-May-2015	08-May-2015	08-May-2015	08-May-2015	08-May-2015

CERTIFICATE OF ANALYSIS

SDG:	150417-125	**Location:**	Coed Darcy	**Order Number:**	CD1186
Job:	H_ATKINS_LDC-335	**Customer:**	Atkins Global Ltd	**Report Number:**	312613
Client Reference:	POS	**Attention:**	Alex Mann	**Superseded Report:**	

Lab Sample No(s)	11205825	11205829	11205838	11205800	11205804	11205808	11205812	11205816	11205889	11205893
Customer Sample Ref.	POS 76	POS 76	POS 76	POS 77	POS 77	POS 77	POS 77	POS 77	POS 78	POS 78
AGS Ref.										
Depth	1.50 - 1.50	2.50 - 2.50	3.50 - 3.50	0.50 - 0.50	1.50 - 1.50	2.50 - 2.50	3.50 - 3.50	4.50 - 4.50	0.50 - 0.50	1.50 - 1.50
Type	SOLID	SOLID	SOLID	SOLID	SOLID	SOLID	SOLID	SOLID	SOLID	SOLID
Asbestos ID in Solid Samples				07-May-2015					08-May-2015	
EPH CWG (Aliphatic) GC (S)	08-May-2015	07-May-2015	08-May-2015	09-May-2015	08-May-2015	06-May-2015	08-May-2015	08-May-2015	09-May-2015	09-May-2015
EPH CWG (Aromatic) GC (S)	08-May-2015	07-May-2015	08-May-2015	09-May-2015	08-May-2015	06-May-2015	08-May-2015	08-May-2015	09-May-2015	09-May-2015
GRO by GC-FID (S)	02-May-2015	02-May-2015	02-May-2015	02-May-2015	02-May-2015	02-May-2015	02-May-2015	06-May-2015	12-May-2015	12-May-2015
Metals in solid samples by OES	29-Apr-2015	29-Apr-2015	30-Apr-2015	27-Apr-2015	29-Apr-2015	29-Apr-2015	29-Apr-2015	29-Apr-2015	06-May-2015	29-Apr-2015
PAH by GCMS	07-May-2015	08-May-2015	07-May-2015	07-May-2015	08-May-2015	08-May-2015	08-May-2015	07-May-2015	09-May-2015	10-May-2015
pH	08-May-2015	08-May-2015	08-May-2015	08-May-2015	08-May-2015	08-May-2015	08-May-2015	08-May-2015	09-May-2015	09-May-2015
Sample description	21-Apr-2015	21-Apr-2015	21-Apr-2015	22-Apr-2015	21-Apr-2015	21-Apr-2015	21-Apr-2015	21-Apr-2015	24-Apr-2015	21-Apr-2015
Total Organic Carbon	28-Apr-2015						28-Apr-2015		08-May-2015	
TPH CWG GC (S)	08-May-2015	07-May-2015	08-May-2015	09-May-2015	08-May-2015	06-May-2015	08-May-2015	08-May-2015	12-May-2015	12-May-2015

Lab Sample No(s)	11205903	11205907	11205872	11205876	11205881	11205863	11205867	11205923	11205927	11205933
Customer Sample Ref.	POS 78	POS 78	POS 79	POS 79	POS 79	POS 80	POS 80	POS 81	POS 81	POS 81
AGS Ref.										
Depth	2.50 - 2.50	3.50 - 3.50	0.50 - 0.50	1.50 - 1.50	2.50 - 2.50	0.50 - 0.50	1.50 - 1.50	0.50 - 0.50	1.50 - 1.50	2.50 - 2.50
Type	SOLID	SOLID	SOLID	SOLID	SOLID	SOLID	SOLID	SOLID	SOLID	SOLID
Asbestos ID in Solid Samples			08-May-2015			08-May-2015		08-May-2015		
EPH CWG (Aliphatic) GC (S)	09-May-2015	11-May-2015	09-May-2015	09-May-2015	09-May-2015	08-May-2015	11-May-2015	11-May-2015	11-May-2015	09-May-2015
EPH CWG (Aromatic) GC (S)	09-May-2015	11-May-2015	09-May-2015	09-May-2015	09-May-2015	08-May-2015	11-May-2015	11-May-2015	11-May-2015	09-May-2015
GRO by GC-FID (S)	09-May-2015	11-May-2015	02-May-2015	09-May-2015	09-May-2015	12-May-2015	09-May-2015	09-May-2015	12-May-2015	12-May-2015
Metals in solid samples by OES	29-Apr-2015	29-Apr-2015	27-Apr-2015	29-Apr-2015	29-Apr-2015	27-Apr-2015	29-Apr-2015	28-Apr-2015	01-May-2015	29-Apr-2015
PAH by GCMS	10-May-2015	10-May-2015	10-May-2015	10-May-2015	10-May-2015	10-May-2015	08-May-2015	09-May-2015	08-May-2015	08-May-2015
pH	09-May-2015	11-May-2015	09-May-2015	11-May-2015	09-May-2015	09-May-2015	11-May-2015	09-May-2015	11-May-2015	11-May-2015
Sample description	21-Apr-2015	21-Apr-2015	22-Apr-2015	21-Apr-2015	21-Apr-2015	22-Apr-2015	21-Apr-2015	22-Apr-2015	21-Apr-2015	21-Apr-2015
Total Organic Carbon		28-Apr-2015					28-Apr-2015	30-Apr-2015		28-Apr-2015
TPH CWG GC (S)	09-May-2015	12-May-2015	09-May-2015	09-May-2015	09-May-2015	12-May-2015	11-May-2015	11-May-2015	12-May-2015	12-May-2015

Lab Sample No(s)	11205911	11205915	11205919	11205941	11205946	11205952	11205956	11205975	11205979	11205983
Customer Sample Ref.	POS 82	POS 82	POS 82	POS 83	POS 83	POS 83	POS 83	POS 84	POS 84	POS 84
AGS Ref.										
Depth	0.50 - 0.50	1.50 - 1.50	2.50 - 2.50	0.50 - 0.50	1.50 - 1.50	2.50 - 2.50	3.50 - 3.50	0.50 - 0.50	1.50 - 1.50	2.50 - 2.50
Type	SOLID	SOLID	SOLID	SOLID	SOLID	SOLID	SOLID	SOLID	SOLID	SOLID
Asbestos ID in Solid Samples	08-May-2015			08-May-2015				08-May-2015		
EPH CWG (Aliphatic) GC (S)	09-May-2015	12-May-2015	11-May-2015	09-May-2015	09-May-2015	09-May-2015	11-May-2015	09-May-2015	09-May-2015	09-May-2015
EPH CWG (Aromatic) GC (S)	09-May-2015	12-May-2015	11-May-2015	09-May-2015	09-May-2015	09-May-2015	11-May-2015	09-May-2015	09-May-2015	09-May-2015
GRO by GC-FID (S)	12-May-2015	09-May-2015	12-May-2015	11-May-2015	09-May-2015	11-May-2015	09-May-2015	11-May-2015	09-May-2015	09-May-2015
Metals in solid samples by OES	06-May-2015	07-May-2015	29-Apr-2015	29-Apr-2015	27-Apr-2015	29-Apr-2015	01-May-2015	01-May-2015	29-Apr-2015	30-Apr-2015
PAH by GCMS	09-May-2015	09-May-2015	08-May-2015	10-May-2015	11-May-2015	08-May-2015	10-May-2015	10-May-2015	08-May-2015	07-May-2015
pH	11-May-2015	11-May-2015	11-May-2015	09-May-2015	11-May-2015	11-May-2015	11-May-2015	11-May-2015	11-May-2015	11-May-2015
Sample description	24-Apr-2015	21-Apr-2015	21-Apr-2015	23-Apr-2015	21-Apr-2015	21-Apr-2015	21-Apr-2015	23-Apr-2015	21-Apr-2015	21-Apr-2015
Total Organic Carbon							28-Apr-2015	08-May-2015		
TPH CWG GC (S)	12-May-2015	12-May-2015	12-May-2015	11-May-2015	09-May-2015	11-May-2015	11-May-2015	11-May-2015	09-May-2015	09-May-2015

Lab Sample No(s)	11205991	11205995	11205999	11206003	11206024	11206045	11206050	11205710	11206028	11206037
Customer Sample Ref.	POS 84	POS 85	POS 85	POS 85	POS 86	POS 87	POS 87	POS 88	POS 88	POS 88
AGS Ref.										
Depth	3.50 - 3.50	0.50 - 0.50	2.50 - 2.50	3.50 - 3.50	0.50 - 0.50	0.50 - 0.50	1.50 - 1.50	3.50 - 3.50	0.50 - 0.50	1.50 - 1.50
Type	SOLID	SOLID	SOLID	SOLID	SOLID	SOLID	SOLID	SOLID	SOLID	SOLID
Asbestos ID in Solid Samples		08-May-2015			08-May-2015	08-May-2015			08-May-2015	
EPH CWG (Aliphatic) GC (S)	11-May-2015	09-May-2015	09-May-2015	09-May-2015	09-May-2015	09-May-2015	09-May-2015	08-May-2015	09-May-2015	09-May-2015
EPH CWG (Aromatic) GC (S)	11-May-2015	09-May-2015	09-May-2015	09-May-2015	09-May-2015	09-May-2015	09-May-2015	08-May-2015	09-May-2015	09-May-2015
GRO by GC-FID (S)	09-May-2015	11-May-2015	11-May-2015	12-May-2015	09-May-2015	09-May-2015	09-May-2015	08-May-2015	09-May-2015	12-May-2015
Metals in solid samples by OES	29-Apr-2015	27-Apr-2015	29-Apr-2015	29-Apr-2015	07-May-2015	07-May-2015	30-Apr-2015	23-Apr-2015	07-May-2015	23-Apr-2015
PAH by GCMS	08-May-2015	10-May-2015	07-May-2015	07-May-2015	08-May-2015	08-May-2015	08-May-2015	07-May-2015	08-May-2015	08-May-2015
pH	11-May-2015	09-May-2015	09-May-2015	11-May-2015	09-May-2015	09-May-2015	11-May-2015	08-May-2015	09-May-2015	11-May-2015
Sample description	21-Apr-2015	23-Apr-2015	21-Apr-2015	21-Apr-2015	23-Apr-2015	23-Apr-2015	21-Apr-2015	21-Apr-2015	23-Apr-2015	21-Apr-2015
Total Organic Carbon	07-May-2015									
TPH CWG GC (S)	11-May-2015	11-May-2015	11-May-2015	12-May-2015	09-May-2015	09-May-2015	09-May-2015	08-May-2015	09-May-2015	12-May-2015

CERTIFICATE OF ANALYSIS

SDG:	150417-125	**Location:**	Coed Darcy	**Order Number:**	CD1186
Job:	H_ATKINS_LDC-335	**Customer:**	Atkins Global Ltd	**Report Number:**	312613
Client Reference:	POS	**Attention:**	Alex Mann	**Superseded Report:**	

Lab Sample No(s)	11206041	11206007	11206011	11206015	11206019	11206065	11206069	11206073	11206078	11206059
Customer Sample Ref.	POS 88	POS 89	POS 89	POS 89	POS 89	POS 90	POS 90	POS 90	POS 90	POS 91
AGS Ref.										
Depth	2.50 - 2.50	0.50 - 0.50	1.50 - 1.50	2.50 - 2.50	3.50 - 3.50	0.50 - 0.50	1.50 - 1.50	2.50 - 2.50	4.50 - 4.50	0.50 - 0.50
Type	SOLID	SOLID	SOLID	SOLID	SOLID	SOLID	SOLID	SOLID	SOLID	SOLID
Asbestos ID in Solid Samples		08-May-2015				08-May-2015				08-May-2015
EPH CWG (Aliphatic) GC (S)	09-May-2015	11-May-2015	09-May-2015	09-May-2015	09-May-2015	09-May-2015	09-May-2015	09-May-2015	09-May-2015	09-May-2015
EPH CWG (Aromatic) GC (S)	09-May-2015	11-May-2015	09-May-2015	09-May-2015	09-May-2015	09-May-2015	09-May-2015	09-May-2015	09-May-2015	09-May-2015
GRO by GC-FID (S)	12-May-2015	12-May-2015	11-May-2015	11-May-2015	11-May-2015	12-May-2015	09-May-2015	12-May-2015	09-May-2015	12-May-2015
Metals in solid samples by OES	23-Apr-2015	07-May-2015	29-Apr-2015	29-Apr-2015	29-Apr-2015	01-May-2015	29-Apr-2015	29-Apr-2015	30-Apr-2015	27-Apr-2015
PAH by GCMS	08-May-2015	09-May-2015	07-May-2015	07-May-2015	07-May-2015	10-May-2015	08-May-2015	11-May-2015	10-May-2015	10-May-2015
pH	11-May-2015	09-May-2015	11-May-2015	09-May-2015	11-May-2015	09-May-2015	11-May-2015	11-May-2015	11-May-2015	09-May-2015
Sample description	21-Apr-2015	23-Apr-2015	21-Apr-2015	21-Apr-2015	21-Apr-2015	23-Apr-2015	21-Apr-2015	21-Apr-2015	21-Apr-2015	23-Apr-2015
Total Organic Carbon		08-May-2015			05-May-2015			05-May-2015		
TPH CWG GC (S)	12-May-2015	12-May-2015	11-May-2015	11-May-2015	11-May-2015	12-May-2015	09-May-2015	12-May-2015	09-May-2015	12-May-2015

Lab Sample No(s)	11205615	11205619	11206087	11206094	11206100	11206104	11206109	11205560	11205565	11205571
Customer Sample Ref.	POS 92	POS 92	POS 93	POS 93	POS 94	POS 94	POS 94	POS 95	POS 95	POS 95
AGS Ref.										
Depth	0.50 - 0.50	1.50 - 1.50	0.50 - 0.50	2.00 - 2.00	0.50 - 0.50	1.50 - 1.50	3.00 - 3.00	0.50 - 0.50	1.50 - 1.50	2.50 - 2.50
Type	SOLID	SOLID	SOLID	SOLID	SOLID	SOLID	SOLID	SOLID	SOLID	SOLID
Asbestos ID in Solid Samples	07-May-2015		08-May-2015		08-May-2015			07-May-2015		
EPH CWG (Aliphatic) GC (S)	08-May-2015	07-May-2015	09-May-2015	09-May-2015	09-May-2015	11-May-2015	09-May-2015	07-May-2015	07-May-2015	08-May-2015
EPH CWG (Aromatic) GC (S)	08-May-2015	07-May-2015	09-May-2015	09-May-2015	09-May-2015	11-May-2015	09-May-2015	07-May-2015	07-May-2015	08-May-2015
GRO by GC-FID (S)	08-May-2015	08-May-2015	09-May-2015	09-May-2015	12-May-2015	12-May-2015	09-May-2015	02-May-2015	02-May-2015	08-May-2015
Metals in solid samples by OES	30-Apr-2015	30-Apr-2015	28-Apr-2015	29-Apr-2015	01-May-2015	29-Apr-2015	28-Apr-2015	30-Apr-2015	01-May-2015	28-Apr-2015
PAH by GCMS	07-May-2015	08-May-2015	10-May-2015	10-May-2015	09-May-2015	08-May-2015	10-May-2015	07-May-2015	08-May-2015	08-May-2015
pH	08-May-2015	08-May-2015	09-May-2015	11-May-2015	09-May-2015	08-May-2015	11-May-2015	08-May-2015	08-May-2015	08-May-2015
Sample description	23-Apr-2015	21-Apr-2015	23-Apr-2015	21-Apr-2015	23-Apr-2015	21-Apr-2015	22-Apr-2015	23-Apr-2015	21-Apr-2015	20-Apr-2015
Total Organic Carbon					08-May-2015				28-Apr-2015	
TPH CWG GC (S)	08-May-2015	08-May-2015	09-May-2015	09-May-2015	12-May-2015	12-May-2015	09-May-2015	07-May-2015	07-May-2015	08-May-2015

Lab Sample No(s)	11205576	11205582	11205514	11205520	11205524	11205529	11206114	11206122	11206128	11206140
Customer Sample Ref.	POS 95	POS 95	POS 96	POS 96	POS 96	POS 96	POS 97	POS 97	POS 97	POS 98
AGS Ref.										
Depth	3.50 - 3.50	4.50 - 4.50	0.50 - 0.50	1.50 - 1.50	2.50 - 2.50	3.50 - 3.50	0.50 - 0.50	2.00 - 2.00	3.50 - 3.50	0.50 - 0.50
Type	SOLID	SOLID	SOLID	SOLID	SOLID	SOLID	SOLID	SOLID	SOLID	SOLID
Asbestos ID in Solid Samples			07-May-2015				08-May-2015			08-May-2015
EPH CWG (Aliphatic) GC (S)	07-May-2015	07-May-2015	08-May-2015	08-May-2015	07-May-2015	07-May-2015	11-May-2015	09-May-2015	09-May-2015	09-May-2015
EPH CWG (Aromatic) GC (S)	07-May-2015	07-May-2015	08-May-2015	08-May-2015	07-May-2015	07-May-2015	11-May-2015	09-May-2015	09-May-2015	09-May-2015
GRO by GC-FID (S)	08-May-2015	02-May-2015	02-May-2015	02-May-2015	02-May-2015	02-May-2015	12-May-2015	09-May-2015	09-May-2015	12-May-2015
Metals in solid samples by OES	27-Apr-2015	01-May-2015	30-Apr-2015	29-Apr-2015	30-Apr-2015	27-Apr-2015	28-Apr-2015	27-Apr-2015	27-Apr-2015	01-May-2015
PAH by GCMS	08-May-2015	08-May-2015	08-May-2015	08-May-2015	10-May-2015	08-May-2015	10-May-2015	08-May-2015	10-May-2015	09-May-2015
pH	08-May-2015	08-May-2015	07-May-2015	08-May-2015	08-May-2015	08-May-2015	09-May-2015	11-May-2015	11-May-2015	09-May-2015
Sample description	21-Apr-2015	21-Apr-2015	23-Apr-2015	21-Apr-2015	21-Apr-2015	21-Apr-2015	22-Apr-2015	21-Apr-2015	21-Apr-2015	23-Apr-2015
Total Organic Carbon		05-May-2015			28-Apr-2015		30-Apr-2015			
TPH CWG GC (S)	08-May-2015	07-May-2015	08-May-2015	08-May-2015	07-May-2015	07-May-2015	12-May-2015	09-May-2015	09-May-2015	12-May-2015

Lab Sample No(s)	11206150	11205496	11205502	11205506	11205510	11205536	11205541	11205551	11205556	11205586
Customer Sample Ref.	POS 98	POS 99	POS 99	POS 100	POS 100	POS 101	POS 101	POS 101	POS 101	POS 102
AGS Ref.										
Depth	1.50 - 1.50	0.50 - 0.50	1.50 - 1.50	0.50 - 0.50	1.50 - 1.50	0.50 - 0.50	1.50 - 1.50	3.00 - 3.00	4.50 - 4.50	0.50 - 0.50
Type	SOLID	SOLID	SOLID	SOLID	SOLID	SOLID	SOLID	SOLID	SOLID	SOLID
Asbestos ID in Solid Samples		07-May-2015		07-May-2015		07-May-2015				07-May-2015
EPH CWG (Aliphatic) GC (S)	09-May-2015	08-May-2015	08-May-2015	08-May-2015	08-May-2015	09-May-2015	06-May-2015	07-May-2015	07-May-2015	08-May-2015
EPH CWG (Aromatic) GC (S)	09-May-2015	08-May-2015	08-May-2015	08-May-2015	08-May-2015	09-May-2015	06-May-2015	07-May-2015	07-May-2015	08-May-2015
GRO by GC-FID (S)	09-May-2015	02-May-2015	02-May-2015	02-May-2015	02-May-2015	02-May-2015	08-May-2015	02-May-2015	02-May-2015	02-May-2015
Metals in solid samples by OES	29-Apr-2015	30-Apr-2015	27-Apr-2015	30-Apr-2015	30-Apr-2015	27-Apr-2015	27-Apr-2015	27-Apr-2015	29-Apr-2015	27-Apr-2015
PAH by GCMS	10-May-2015	08-May-2015	08-May-2015	08-May-2015	07-May-2015	07-May-2015	08-May-2015	08-May-2015	08-May-2015	08-May-2015
pH	11-May-2015	08-May-2015	08-May-2015	07-May-2015	08-May-2015	07-May-2015	08-May-2015	08-May-2015	08-May-2015	08-May-2015
Sample description	21-Apr-2015	23-Apr-2015	22-Apr-2015	23-Apr-2015	21-Apr-2015	22-Apr-2015	20-Apr-2015	21-Apr-2015	21-Apr-2015	22-Apr-2015
Total Organic Carbon	05-May-2015			05-May-2015				28-Apr-2015		
TPH CWG GC (S)	09-May-2015	08-May-2015	08-May-2015	08-May-2015	08-May-2015	09-May-2015	08-May-2015	07-May-2015	07-May-2015	08-May-2015

CERTIFICATE OF ANALYSIS

SDG:	150417-125	**Location:**	Coed Darcy	**Order Number:**	CD1186
Job:	H_ATKINS_LDC-335	**Customer:**	Atkins Global Ltd	**Report Number:**	312613
Client Reference:	POS	**Attention:**	Alex Mann	**Superseded Report:**	

Lab Sample No(s)	11205593	11205598	11205611	11205624	11205628	11205632	11205656	11205660	11205664	11205672
Customer Sample Ref.	POS 102	POS 102	POS 102	POS 103	POS 103	POS 104	POS 105	POS 105	POS 105	POS 106
AGS Ref.										
Depth	2.00 - 2.00	3.50 - 3.50	4.50 - 4.50	0.50 - 0.50	1.50 - 1.50	0.50 - 0.50	0.50 - 0.50	1.50 - 1.50	2.50 - 2.50	0.50 - 0.50
Type	SOLID	SOLID	SOLID	SOLID	SOLID	SOLID	SOLID	SOLID	SOLID	SOLID
Asbestos ID in Solid Samples				07-May-2015		07-May-2015	07-May-2015			07-May-2015
EPH CWG (Aliphatic) GC (S)	08-May-2015	08-May-2015	07-May-2015	08-May-2015	07-May-2015	07-May-2015	09-May-2015	06-May-2015	06-May-2015	09-May-2015
EPH CWG (Aromatic) GC (S)	08-May-2015	08-May-2015	07-May-2015	08-May-2015	07-May-2015	07-May-2015	09-May-2015	06-May-2015	06-May-2015	09-May-2015
GRO by GC-FID (S)	02-May-2015	08-May-2015	02-May-2015	02-May-2015	06-May-2015	08-May-2015	06-May-2015	08-May-2015	02-May-2015	02-May-2015
Metals in solid samples by OES	27-Apr-2015	29-Apr-2015	29-Apr-2015	30-Apr-2015	29-Apr-2015	27-Apr-2015	27-Apr-2015	29-Apr-2015	30-Apr-2015	28-Apr-2015
PAH by GCMS	10-May-2015	08-May-2015	08-May-2015	07-May-2015	07-May-2015	08-May-2015	08-May-2015	08-May-2015	08-May-2015	08-May-2015
pH	08-May-2015	08-May-2015	08-May-2015	08-May-2015	08-May-2015	08-May-2015	08-May-2015	08-May-2015	08-May-2015	07-May-2015
Sample description	20-Apr-2015	21-Apr-2015	21-Apr-2015	23-Apr-2015	21-Apr-2015	22-Apr-2015	22-Apr-2015	20-Apr-2015	20-Apr-2015	22-Apr-2015
Total Organic Carbon			05-May-2015		05-May-2015			05-May-2015		05-May-2015
TPH CWG GC (S)	08-May-2015	08-May-2015	07-May-2015	08-May-2015	07-May-2015	08-May-2015	09-May-2015	08-May-2015	06-May-2015	09-May-2015

Lab Sample No(s)	11205668	11205644	11205648	11205636	11205640	11205676	11205680	11205688	11205684	11205693
Customer Sample Ref.	POS 107	POS 108	POS 108	POS 109	POS 109	POS 110	POS 110	POS 111	POS 112	POS 113
AGS Ref.										
Depth	0.50 - 0.50	0.50 - 0.50	1.50 - 1.50	0.50 - 0.50	1.50 - 1.50	0.50 - 0.50	1.50 - 1.50	0.50 - 0.50	0.50 - 0.50	0.30 - 0.30
Type	SOLID	SOLID	SOLID	SOLID	SOLID	SOLID	SOLID	SOLID	SOLID	SOLID
Asbestos ID in Solid Samples	07-May-2015			07-May-2015		07-May-2015		07-May-2015	07-May-2015	07-May-2015
EPH CWG (Aliphatic) GC (S)	08-May-2015	08-May-2015	08-May-2015	08-May-2015	07-May-2015	07-May-2015	08-May-2015	08-May-2015	09-May-2015	08-May-2015
EPH CWG (Aromatic) GC (S)	08-May-2015	08-May-2015	08-May-2015	08-May-2015	07-May-2015	07-May-2015	08-May-2015	08-May-2015	09-May-2015	08-May-2015
GRO by GC-FID (S)	02-May-2015	06-May-2015	06-May-2015	08-May-2015	06-May-2015	02-May-2015	02-May-2015	08-May-2015	06-May-2015	02-May-2015
Metals in solid samples by OES	01-May-2015	30-Apr-2015	01-May-2015	30-Apr-2015	01-May-2015	27-Apr-2015	28-Apr-2015	28-Apr-2015	28-Apr-2015	01-May-2015
PAH by GCMS	08-May-2015	07-May-2015	07-May-2015	08-May-2015	07-May-2015	08-May-2015	07-May-2015	08-May-2015	07-May-2015	08-May-2015
pH	08-May-2015	08-May-2015	08-May-2015	08-May-2015	08-May-2015	08-May-2015	08-May-2015	08-May-2015	07-May-2015	08-May-2015
Sample description	22-Apr-2015	21-Apr-2015	21-Apr-2015	23-Apr-2015	21-Apr-2015	22-Apr-2015	21-Apr-2015	22-Apr-2015	22-Apr-2015	22-Apr-2015
Total Organic Carbon		05-May-2015						05-May-2015		
TPH CWG GC (S)	08-May-2015	08-May-2015	08-May-2015	08-May-2015	07-May-2015	07-May-2015	08-May-2015	08-May-2015	09-May-2015	08-May-2015

Lab Sample No(s)	11205702	11205706
Customer Sample Ref.	POS 114	POS 114
AGS Ref.		
Depth	0.50 - 0.50	1.50 - 1.50
Type	SOLID	SOLID
Asbestos ID in Solid Samples	07-May-2015	
EPH CWG (Aliphatic) GC (S)	08-May-2015	08-May-2015
EPH CWG (Aromatic) GC (S)	08-May-2015	08-May-2015
GRO by GC-FID (S)	06-May-2015	08-May-2015
Metals in solid samples by OES	27-Apr-2015	01-May-2015
PAH by GCMS	08-May-2015	08-May-2015
pH	07-May-2015	08-May-2015
Sample description	22-Apr-2015	20-Apr-2015
Total Organic Carbon		05-May-2015
TPH CWG GC (S)	08-May-2015	08-May-2015

SDG:	150417-125	**Location:**	Coed Darcy	**Order Number:**	CD1186
Job:	H_ATKINS_LDC-335	**Customer:**	Atkins Global Ltd	**Report Number:**	312613
Client Reference:	POS	**Attention:**	Alex Mann	**Superseded Report:**	

Appendix

General

1. Results are expressed on a dry weight basis (dried at 35ºC) for all soil analyses except for the following: NRA and CEN Leach tests, flash point LOI, pH, ammonium as NH4 by the BRE method, VOC TICS and SVOC TICS.

2. Samples will be run in duplicate upon request, but an additional charge may be incurred.

3. If sufficient sample is received a sub sample will be retained free of charge for 30 days after analysis is completed (e-mailed) for all sample types unless the sample is destroyed on testing. The prepared soil sub sample that is analysed for asbestos will be retained for a period of 6 months after the analysis date. All bulk samples will be retained for a period of 6 months after the analysis date. All samples received and not scheduled will be disposed of one month after the date of receipt unless we are instructed to the contrary. Once the initial period has expired, a storage charge will be applied for each month or part thereof until the client cancels the request for sample storage. ALcontrol Laboratories reserve the right to charge for samples received and stored but not analysed.

4. With respect to turnaround, we will always endeavour to meet client requirements wherever possible, but turnaround times cannot be absolutely guaranteed due to so many variables beyond our control.

5. We take responsibility for any test performed by sub-contractors (marked with an asterisk). We endeavour to use UKAS/MCERTS Accredited Laboratories, who either complete a quality questionnaire or are audited by ourselves. For some determinands there are no UKAS/MCERTS Accredited Laboratories, in this instance a laboratory with a known track record will be utilised.

6. When requested, the individual sub sample scheduled will be analysed in house for the presence of asbestos fibres and asbestos containing material by our documented in house method TM048 based on HSG 248 (2005), which is accredited to ISO17025. If a specific asbestos fibre type is not found this will be reported as “Not detected”. If no asbestos fibre types are found all will be reported as “Not detected” and the sub sample analysed deemed to be clear of asbestos. If an asbestos fibre type is found it will be reported as detected (for each fibre type found). Testing can be carried out on asbestos positive samples, but, due to Health and Safety considerations, may be replaced by alternative tests or reported as No Determination Possible. The quantity of asbestos present is not determined unless specifically requested.

7. If no separate volatile sample is supplied by the client, or if a headspace or sediment is present in the volatile sample, the integrity of the data may be compromised. This will be flagged up as an invalid VOC on the test schedule and the result marked as deviating on the test certificate.

8. If appropriate preserved bottles are not received preservation will take place on receipt. However, the integrity of the data may be compromised.

9. NDP -No determination possible due to insufficient/unsuitable sample.

10. Metals in water are performed on a filtered sample, and therefore represent dissolved metals -total metals must be requested separately.

11. Results relate only to the items tested.

12. LODs for wet tests reported on a dry weight basis are not corrected for moisture content.

13. **Surrogate recoveries** - Surrogates are added to your sample to monitor recovery of the test requested. A % recovery is reported, results are not corrected for the recovery measured. Typical recoveries for organics tests are 70-130%, they are generally wider for volatiles analysis, 50-150%. Recoveries in soils are affected by organic rich or clay rich matrices. Waters can be affected by remediation fluids or high amounts of sediment. Test results are only ever reported if all of the associated quality checks pass; it is assumed that all recoveries outside of the values above are due to matrix affect.

14. **Product analyses** -Organic analyses on products can only be semi-quantitative due to the matrix effects and high dilution factors employed.

15. Phenols monohydric by HPLC include phenol, cresols (2-Methylphenol, 3-Methylphenol and 4-Methylphenol) and Xylenols (2,3 Dimethylphenol, 2,4 Dimethylphenol, 2,5 Dimethylphenol, 2,6 Dimethylphenol, 3,4 Dimethyphenol, 3,5 Dimethylphenol).

16. Total of 5 speciated phenols by HPLC includes Phenol, 2,3,5-Trimethyl Phenol, 2-Isopropylphenol, Cresols and Xylenols (as detailed in 15).

17. Stones/debris are not routinely removed. We always endeavour to take a representative sub sample from the received sample.

18. In certain circumstances the method detection limit may be elevated due to the sample being outside the calibration range. Other factors that may contribute to this include possible interferences. In both cases the sample would be diluted which would cause the method detection limit to be raised.

19. Mercury results quoted on soils will not include volatile mercury as the analysis is performed on a dried and crushed sample.

20. For the BSEN 12457-3 two batch process to allow the cumulative release to be calculated, the volume of the leachate produced is measured and filtered for all tests. We therefore cannot carry out any unfiltered analysis. The tests affected include volatiles GCFID/GCMS and all subcontracted analysis.

21. For all leachate preparations (NRA, DIN, TCLP, BSEN 12457-1, 2, 3) volatile loss may occur, as we do not employ zero headspace extraction.

22. We are accredited to MCERTS for sand, clay and loam/topsoil, or any of these materials - whether these are derived from naturally occurring soil profiles, or from fill/made ground, as long as these materials constitute the major part of the sample. Other coarse granular material such as concrete, gravel and brick are not accredited if they comprise the major part of the sample.

23. Analysis and identification of specific compounds using GCFID is by retention time only, and we routinely calibrate and quantify for benzene, toluene, ethylbenzenes and xylenes (BTEX). For total volatiles in the C5-C12 range, the total area of the chromatogram is integrated and expressed as ug/kg or ug/l. Although this analysis is commonly used for the quantification of gasoline range organics (GRO), the system will also detect other compounds such as chlorinated solvents, and this may lead to a falsely high result with respect to hydrocarbons only. It is not possible to specifically identify these non-hydrocarbons, as standards are not routinely run for any other compounds, and for more definitive identification, volatiles by GCMS should be utilised.

Sample Deviations

1	Container with Headspace provided for volatiles analysis
2	Incorrect container received
3	Deviation from method
4	Holding time exceeded before sample received
5	Samples exceeded holding time before presevation was performed
§	Sampled on date not provided
♦	Sample holding time exceeded in laboratory
@	Sample holding time exceeded due to sampled on date
&	Sample Holding Time exceeded - Late arrival of instructions.

Asbestos

Identification of Asbestos in Bulk Materials & Soils

The results for identification of asbestos in bulk materials are obtained from supplied bulk materials which have been examined to determine the presence of asbestos fibres using Alcontrol Laboratories (Hawarden) in-house method of transmitted/polarised light microscopy and central stop dispersion staining, based on HSG 248 (2005).

The results for identification of asbestos in soils are obtained from a homogenised sub sample which has been examined to determine the presence of asbestos fibres using Alcontrol Laboratories (Hawarden) in-house method of transmitted/polarised light microscopy and central stop dispersion staining, based on HSG 248 (2005).

Asbestos Type	Common Name
Chrysotile	White Asbestos
Amosite	Brown Asbestos
Crocidolite	Blue Asbestos
Fibrous Actinolite	-
Fibrous Anthophyllite	-
Fibrous Tremolite	-

Visual Estimation Of Fibre Content

Estimation of fibre content is not permitted as part of our UKAS accredited test other than: - Trace - Where only one or two asbestos fibres were identified.

Further guidance on typical asbestos fibre content of manufactured products can be found in HSG 264.

The identification of asbestos containing materials and soils falls within our schedule of tests for which we hold UKAS accreditation, however opinions, interpretations and all other information contained in the report are outside the scope of UKAS accreditation.

Appendix D – Recent Logs

ATKINS

Trial Pit Log

Trialpit No
POS 36
Sheet 1 of 1

Project Name: Coed Darcy POS Signoff	Project No. 5122307_POS	Co-ords: - Level: mAOS	Date 08/04/2015
Location: Coed Darcy POS		Dimensions (m): m Depth 2.00 m	Scale 1:25
Client: St Modwen			Logged AEM

Water Strike	Samples and In Situ Testing: Depth	Type	Results	Depth (m)	Level (m)	Legend	Stratum Description	Visual Criteria	Olfactory Criteria
	0.50	ES					MADE GROUND. Brown sandy GRAVEL and cobbles of sandstone	0	0
	1.50	ES							
				1.95			Apparent bedrock	0	0
				2.00			End of pit at 2.00 m		

1 2 3 4 5

Remarks: Pit terminated on apparent bedrock

Stability:
GroundWater
Remarks:

AGS

ATKINS

Trial Pit Log

Trialpit No
POS 37
Sheet 1 of 1

Project Name: Coed Darcy POS Signoff	Project No. 5122307_POS	Co-ords: - Level: mAOS	Date 08/04/2015
Location: Coed Darcy POS		Dimensions (m): Depth 1.80 m	Scale 1:25
Client: St Modwen			Logged AEM

Water Strike	Samples and In Situ Testing: Depth	Type	Results	Depth (m)	Level (m)	Legend	Stratum Description	Visual Criteria	Olfactory Criteria
	0.50	ES					MADE GROUND. Brown sandy GRAVEL of sandstone	0	0
				1.40			Brown coarse GRAVEL and cobbles of angular sandstone	0	0
				1.75			Apparent bedrock	0	0
				1.80			End of pit at 1.80 m		

Remarks: Pit terminated on apparent bedrock

Stability:
GroundWater
Remarks:

AGS

ATKINS

Trial Pit Log

Trialpit No
POS 38
Sheet 1 of 1

Project Name: Coed Darcy POS Signoff	Project No. 5122307_POS	Co-ords: - Level: mAOS	Date 08/04/2015
Location: Coed Darcy POS		Dimensions (m): m Depth 1.80 m	Scale 1:25
Client: St Modwen			Logged AEM

Water Strike	Samples and In Situ Testing: Depth	Type	Results	Depth (m)	Level (m)	Legend	Stratum Description	Visual Criteria	Olfactory Criteria
	0.50	ES					MADE GROUND. Brown sandy GRAVEL of sandstone	0	0
				1.40			Brown coarse GRAVEL and cobbles of angular sandstone	0	0
				1.75			Apparent bedrock	0	0
				1.80			End of pit at 1.80 m		

1
2
3
4
5

Remarks: Pit terminated on apparent bedrock

Stability:
GroundWater
Remarks:

AGS

ATKINS

Trial Pit Log

Trialpit No
POS 39
Sheet 1 of 1

Project Name: Coed Darcy POS Signoff	Project No. 5122307_POS	Co-ords: - Level: mAOS	Date 08/04/2015
Location: Coed Darcy POS		Dimensions (m): m Depth 2.20 m	Scale 1:25
Client: St Modwen			Logged AEM

Water Strike	Samples and In Situ Testing: Depth	Type	Results	Depth (m)	Level (m)	Legend	Stratum Description	Visual Criteria	Olfactory Criteria
	0.50	ES					MADE GROUND. Brown slightly clayey gravelly SAND. Coarse gravel of sandstone. Occasional metal	0	0
	1.50	ES							
				2.15			Apparent bedrock	0	0
				2.20			End of pit at 2.20 m		

Remarks: Pit terminated at 2.2m on bedrock

Stability:
GroundWater
Remarks:

AGS

ATKINS

Trial Pit Log

Trialpit No
POS 40
Sheet 1 of 1

Project Name: Coed Darcy POS Signoff	Project No. 5122307_POS	Co-ords: - Level: mAOS	Date 08/04/2015
Location: Coed Darcy POS		Dimensions (m): m Depth 1.80 m	Scale 1:25
Client: St Modwen			Logged AEM

Water Strike	Samples and In Situ Testing: Depth	Type	Results	Depth (m)	Level (m)	Legend	Stratum Description	Visual Criteria	Olfactory Criteria
	0.50	ES		1.30			MADE GROUND. Brown clayey gravelly SAND. Coarse gravel of sandstone, brick and concrete	0	0
	1.50	ES		1.60			As above but stained grey	1	1
				1.80			Sandstone bedrock	0	0
							End of pit at 1.80 m		

1
2
3
4
5

Remarks: Pit terminated at 1.8m on bedrock

Stability:
GroundWater
Remarks:

AGS

ATKINS

Trial Pit Log

Trialpit No
POS 41
Sheet 1 of 1

Project Name: Coed Darcy POS Signoff	Project No. 5122307_POS	Co-ords: - Level: mAOS	Date 08/04/2015
Location: Coed Darcy POS		Dimensions (m): m Depth 1.50 m	Scale 1:25
Client: St Modwen			Logged AEM

Water Strike	Samples and In Situ Testing: Depth	Type	Results	Depth (m)	Level (m)	Legend	Stratum Description	Visual Criteria	Olfactory Criteria
	0.50	ES					MADE GROUND. Brown clayey gravelly SAND. Coarse gravel of sandstone, brick and concrete	0	0
				1.30			Sandstone bedrock	0	0
				1.50			End of pit at 1.50 m		

Remarks: Pit terminated at 1.5m on bedrock

Stability:
GroundWater
Remarks:

AGS

ATKINS

Trial Pit Log

Trialpit No
POS 42
Sheet 1 of 1

Project Name: Coed Darcy POS Signoff	Project No. 5122307_POS	Co-ords: - Level: mAOS	Date 08/04/2015
Location: Coed Darcy POS		Dimensions (m): Depth 1.60 m m	Scale 1:25
Client: St Modwen			Logged AEM

Water Strike	Samples and In Situ Testing: Depth	Type	Results	Depth (m)	Level (m)	Legend	Stratum Description	Visual Criteria	Olfactory Criteria
	0.50	ES					MADE GROUND.Brown slightly clayey gravelly SAND. Coarse gravel of mudstone and sandstone	0	0
				1.40			Sandstone bedrock	0	0
				1.60			End of pit at 1.60 m		

Remarks: Pit terminated at 1.6m on bedrock

Stability:
GroundWater
Remarks:

ATKINS

Trial Pit Log

Trialpit No
POS 43
Sheet 1 of 1

Project Name: Coed Darcy POS Signoff	Project No. 5122307_POS	Co-ords: - Level: mAOS	Date 08/04/2015
Location: Coed Darcy POS		Dimensions (m): m Depth 2.50 m	Scale 1:25
Client: St Modwen			Logged AEM

Water Strike	Samples and In Situ Testing: Depth	Type	Results	Depth (m)	Level (m)	Legend	Stratum Description	Visual Criteria	Olfactory Criteria
	0.50	ES					MADE GROUND. Dark brown clayey gravelly SAND. Coarse gravel of concrete and sandstone	0	0
	1.50	ES		1.20			Orange brown clayey gravelly SAND. Coarse gravel of angular sandstone	0	0
				2.40			Sandstone bedrock	0	0
				2.50			End of pit at 2.50 m		

Remarks: Pit terminated at 2.5m on bedrock

Stability:
GroundWater
Remarks:

AGS

ATKINS

Trial Pit Log

Trialpit No
POS 44
Sheet 1 of 1

Project Name: Coed Darcy POS Signoff	Project No. 5122307_POS	Co-ords: - Level: mAOS	Date 08/04/2015
Location: Coed Darcy POS		Dimensions (m): m Depth 2.40 m	Scale 1:25
Client: St Modwen			Logged AEM

Water Strike	Samples and In Situ Testing Depth	Type	Results	Depth (m)	Level (m)	Legend	Stratum Description	Visual Criteria	Olfactory Criteria
	0.50	ES		0.80			MADE GROUND. Orange brown clayey gravelly SAND. Coarse gravel of sandstone	0	0
				1.90			MADE GROUND. Orange brown sandy GRAVEL. Coarse gravel and cobbles of angular sandstone	0	0
				2.40			Sandstone bedrock	0	0
							End of pit at 2.40 m		

Remarks: Pit terminated at 2.4m on bedrock

Stability:
GroundWater
Remarks:

AGS

ATKINS

Trial Pit Log

Trialpit No
POS 45
Sheet 1 of 1

Project Name: Coed Darcy POS Signoff	Project No. 5122307_POS	Co-ords: - Level: mAOS	Date 08/04/2015
Location: Coed Darcy POS		Dimensions (m): m Depth 2.10 m	Scale 1:25
Client: St Modwen			Logged AEM

Water Strike	Samples and In Situ Testing: Depth	Type	Results	Depth (m)	Level (m)	Legend	Stratum Description	Visual Criteria	Olfactory Criteria
	0.50	ES		0.80			MADE GROUND. Brown / orange sandy gravelly CLAY. Coarse gravel of sandstone	0	0
	1.10	ES		1.30			As above but stained grey	3	3
				2.05			Grey sandy gravel with frequent cobbles of sandstone	0	0
				2.10			Sandstone bedrock End of pit at 2.10 m	0	0

Remarks: Pit terminated at 2.1m on bedrock

Stability:
GroundWater
Remarks:

AGS

ATKINS

Trial Pit Log

Trialpit No
POS 46
Sheet 1 of 1

Project Name: Coed Darcy POS Signoff	Project No. 5122307_POS	Co-ords: - Level: mAOS	Date 08/04/2015
Location: Coed Darcy POS		Dimensions (m): m Depth 1.40 m	Scale 1:25
Client: St Modwen			Logged AEM

Water Strike	Samples and In Situ Testing: Depth	Type	Results	Depth (m)	Level (m)	Legend	Stratum Description	Visual Criteria	Olfactory Criteria
	0.50	ES					MADE GROUND. Dense brown sl clayey gravelly SAND. Frequent gravel and angular cobbles of sandstone	0	0
				1.35			Sandstone bedrock	0	0
				1.40			End of pit at 1.40 m		

Remarks: Pit terminated at 1.4m on bedrock

Stability:
GroundWater
Remarks:

AGS

ATKINS

Trial Pit Log

Trialpit No
POS 47
Sheet 1 of 1

Project Name: Coed Darcy POS Signoff	Project No. 5122307_POS	Co-ords: - Level: mAOS	Date 08/04/2015
Location: Coed Darcy POS		Dimensions (m): m Depth 1.70 m	Scale 1:25
Client: St Modwen			Logged AEM

Water Strike	Samples and In Situ Testing: Depth	Type	Results	Depth (m)	Level (m)	Legend	Stratum Description	Visual Criteria	Olfactory Criteria
	0.50	ES					MADE GROUND. Dense brown sl clayey gravelly SAND. Frequent gravel and angular cobbles of sandstone	0	0
				1.65			Sandstone bedrock	0	0
				1.70			End of pit at 1.70 m		

Remarks: Pit terminated at 1.7m on bedrock

Stability:
GroundWater
Remarks:

AGS

ATKINS

Trial Pit Log

Trialpit No
POS 48
Sheet 1 of 1

Project Name: Coed Darcy POS Signoff	Project No. 5122307_POS	Co-ords: - Level: mAOS	Date 08/04/2015
Location: Coed Darcy POS		Dimensions (m): m Depth 2.80 m	Scale 1:25
Client: St Modwen			Logged AEM

Water Strike	Samples and In Situ Testing: Depth	Type	Results	Depth (m)	Level (m)	Legend	Stratum Description	Visual Criteria	Olfactory Criteria
	0.50	ES					Orange brown clayey gravelly SAND. Coarse gravel of angular sandstone	0	0
				1.10			Mottled grey and orange gravelly sandy CLAY. Coarse gravel of sandstone	0	0
	1.50	ES		1.50			Grey / brown sandy GRAVEL of sandstone	0	0
	2.50	ES							
				2.75			Sandstone bedrock	0	0
				2.80			End of pit at 2.80 m		

1 2 3 4 5

Remarks: Pit terminated at 2.8m on bedrock

Stability:
GroundWater
Remarks:

AGS

ATKINS

Trial Pit Log

Trialpit No
POS 49
Sheet 1 of 1

Project Name: Coed Darcy POS Signoff	Project No. 5122307_POS	Co-ords: - Level: mAOS	Date 08/04/2015
Location: Coed Darcy POS		Dimensions (m): m Depth 3.00 m	Scale 1:25
Client: St Modwen			Logged AEM

Water Strike	Samples and In Situ Testing			Depth (m)	Level (m)	Legend	Stratum Description	Visual Criteria	Olfactory Criteria
	Depth	Type	Results						
				0.20			MADE GROUND. Brown topsoil with gravel of concrete	0	0
	0.50	ES					Orange brown clayey gravelly SAND. Coarse gravel of angular sandstone	0	0
				1.00			Yellow brown mottled grey clayey gravelly SAND. Coarse gravel of sandstone		
	1.50	ES						0	0
				2.95			Sandstone bedrock	0	0
				3.00			End of pit at 3.00 m		

Remarks: Pit terminated at 3.0m on bedrock

Stability:
GroundWater
Remarks:

AGS

ATKINS

Trial Pit Log

Trialpit No
POS 50
Sheet 1 of 1

Project Name: Coed Darcy POS Signoff	Project No. 5122307_POS	Co-ords: - Level: mAOS	Date 08/04/2015
Location: Coed Darcy POS		Dimensions (m): m Depth 2.50 m	Scale 1:25
Client: St Modwen			Logged AEM

Water Strike	Samples and In Situ Testing: Depth	Type	Results	Depth (m)	Level (m)	Legend	Stratum Description	Visual Criteria	Olfactory Criteria
	0.50	ES					Orange brown clayey gravelly SAND. Coarse gravel of angular sandstone	0	0
	1.50	ES							
				2.40			Sandstone bedrock	0	0
				2.50			End of pit at 2.50 m		

Remarks: Pit terminated at 2.5m on bedrock

Stability:
GroundWater
Remarks:

AGS

ATKINS

Trial Pit Log

Trialpit No
POS 51
Sheet 1 of 1

Project Name: Coed Darcy POS Signoff	Project No. 5122307_POS	Co-ords: - Level: mAOS	Date 08/04/2015
Location: Coed Darcy POS		Dimensions (m): m Depth 2.50 m	Scale 1:25
Client: St Modwen			Logged AEM

Water Strike	Samples and In Situ Testing: Depth	Type	Results	Depth (m)	Level (m)	Legend	Stratum Description	Visual Criteria	Olfactory Criteria
				0.10			MADE GROUND. Brown topsoil with gravel of concrete	0	0
	0.50	ES					Orange brown clayey gravelly SAND. Coarse gravel of angular sandstone	0	0
				1.00			Grey brown clayey sandy GRAVEL. Coarse gravel and cobbles of angular sandstone (Weathered)		
	1.50	ES						0	0
				2.40			Sandstone bedrock	0	0
				2.50			End of pit at 2.50 m		

Remarks: Pit terminated at 2.5m on bedrock

Stability:
GroundWater
Remarks:

AGS

ATKINS

Trial Pit Log

Trialpit No
POS 52
Sheet 1 of 1

Project Name: Coed Darcy POS Signoff	Project No. 5122307_POS	Co-ords: - Level: mAOS	Date 08/04/2015
Location: Coed Darcy POS		Dimensions (m): m Depth 2.20 m	Scale 1:25
Client: St Modwen			Logged AEM

Water Strike	Samples and In Situ Testing: Depth	Type	Results	Depth (m)	Level (m)	Legend	Stratum Description	Visual Criteria	Olfactory Criteria
	0.50	ES					MADE GROUND. Dense brown sl clayey gravelly SAND. Frequent gravel and angular cobbles of sandstone	0	0
	1.50	ES							
				1.70			Sandstone bedrock	0	0
				2.20			End of pit at 2.20 m		

Remarks: Pit terminated at 2.2m on bedrock

Stability:
GroundWater
Remarks:

AGS

ATKINS

Trial Pit Log

Trialpit No
POS 53
Sheet 1 of 1

Project Name: Coed Darcy POS Signoff	Project No. 5122307_POS	Co-ords: - Level: mAOS	Date 08/04/2015
Location: Coed Darcy POS		Dimensions (m): m Depth 0.70 m	Scale 1:25
Client: St Modwen			Logged AEM

Water Strike	Samples and In Situ Testing: Depth	Type	Results	Depth (m)	Level (m)	Legend	Stratum Description	Visual Criteria	Olfactory Criteria
	0.50	ES		0.60			MADE GROUND. Dense brown sl clayey gravelly SAND. Frequent gravel and angular cobbles of sandstone	0	0
				0.70			Sandstone bedrock	0	0
							End of pit at 0.70 m		

Remarks: Pit terminated at 0.7m on bedrock

Stability:
GroundWater
Remarks:

AGS

ATKINS

Trial Pit Log

Trialpit No
POS 54
Sheet 1 of 1

Project Name: Coed Darcy POS Signoff	Project No. 5122307_POS	Co-ords: - Level: mAOS	Date 08/04/2015
Location: Coed Darcy POS		Dimensions (m): m Depth 0.50 m	Scale 1:25
Client: St Modwen			Logged AEM

Water Strike	Samples and In Situ Testing: Depth	Type	Results	Depth (m)	Level (m)	Legend	Stratum Description	Visual Criteria	Olfactory Criteria
				0.10			MADE GROUND. Dense brown sl clayey gravelly SAND. Frequent gravel and angular cobbles of sandstone	0	0
				0.50			Sandstone bedrock End of pit at 0.50 m	0	0

Remarks: Pit terminated at 0.5m on bedrock

Stability:
GroundWater
Remarks:

AGS

ATKINS

Trial Pit Log

Trialpit No
POS 55
Sheet 1 of 1

Project Name: Coed Darcy POS Signoff	Project No. 5122307_POS	Co-ords: - Level: mAOS	Date 08/04/2015
Location: Coed Darcy POS		Dimensions (m): m Depth 0.60 m	Scale 1:25
Client: St Modwen			Logged AEM

Water Strike	Samples and In Situ Testing: Depth	Type	Results	Depth (m)	Level (m)	Legend	Stratum Description	Visual Criteria	Olfactory Criteria
	0.50	ES		0.55			MADE GROUND. Dense brown sl clayey gravelly SAND. Frequent gravel and angular cobbles of sandstone	0	0
				0.60			Sandstone bedrock End of pit at 0.60 m	0	0

Remarks: Pit terminated at 0.6m on bedrock

Stability:
GroundWater
Remarks:

AGS

ATKINS

Trial Pit Log

Trialpit No
POS 55 South
Sheet 1 of 1

Project Name: Coed Darcy POS Signoff	Project No. 5122307_POS	Co-ords: - Level: mAOS	Date 09/04/2015
Location: Coed Darcy POS		Dimensions (m): m Depth 2.60 m	Scale 1:25
Client: St Modwen			Logged AEM

Water Strike	Samples and In Situ Testing			Depth (m)	Level (m)	Legend	Stratum Description	Visual Criteria	Olfactory Criteria
	Depth	Type	Results						
				0.30			MADE GROUND. Brown gravelly clayey SAND. Coarse gravel of sandstone and mudstone	0	0
	0.50	ES					Brown mottled grey sandy gravelly CLAY. Coarse gravel of sandstone	0	0
				1.30			Grey sandy gravelly CLAY. Coarse gravel of angular sandstone	0	0
	1.50	ES							
				2.50			Apparent bedrock	0	0
				2.60			End of pit at 2.60 m		

1
2
3
4
5

Remarks: Pit terminated on bedrock

Stability:
GroundWater
Remarks:

AGS

ATKINS

Trial Pit Log

Trialpit No
POS 56
Sheet 1 of 1

Project Name: Coed Darcy POS Signoff	Project No. 5122307_POS	Co-ords: - Level: mAOS	Date 08/04/2015
Location: Coed Darcy POS		Dimensions (m): m Depth 1.20 m	Scale 1:25
Client: St Modwen			Logged AEM

Water Strike	Samples and In Situ Testing: Depth	Type	Results	Depth (m)	Level (m)	Legend	Stratum Description	Visual Criteria	Olfactory Criteria
	0.50	ES					MADE GROUND. Dense brown sl clayey gravelly SAND. Frequent gravel and angular cobbles of sandstone	0	0
				1.15			Sandstone bedrock	0	0
				1.20			End of pit at 1.20 m		

Remarks: Pit terminated at 1.2m on bedrock

Stability:
GroundWater
Remarks:

AGS

ATKINS

Trial Pit Log

Trialpit No **POS 56 South**
Sheet 1 of 1

Project Name: Coed Darcy POS Signoff	Project No. 5122307_POS	Co-ords: - Level: mAOS	Date 09/04/2015
Location: Coed Darcy POS		Dimensions (m): m Depth 3.00 m	Scale 1:25
Client: St Modwen			Logged AEM

Water Strike	Samples and In Situ Testing: Depth	Type	Results	Depth (m)	Level (m)	Legend	Stratum Description	Visual Criteria	Olfactory Criteria
	0.50	ES		1.10			MADE GROUND. Orange brown clayey gravelly SAND. Coarse gravel of angular sandstone	0	0
	1.50	ES		2.00			MADE GROUND. Stained grey gravelly clayey SAND. Coarse gravel of angular sandstone and occasional brick	1	1
	2.50	ES		2.95			Stained grey clayey sandy GRAVEL of angular sandstone	2	2
				3.00			Apparent bedrock End of pit at 3.00 m	0	0

1 2 3 4 5

Remarks: Pit terminated on bedrock

Stability:
GroundWater
Remarks:

AGS

ATKINS

Trial Pit Log

Trialpit No
POS 57
Sheet 1 of 1

Project Name: Coed Darcy POS Signoff	Project No. 5122307_POS	Co-ords: - Level: mAOS	Date 09/04/2015
Location: Coed Darcy POS		Dimensions (m): m Depth 3.20 m	Scale 1:25
Client: St Modwen			Logged AEM

Water Strike	Samples and In Situ Testing: Depth	Type	Results	Depth (m)	Level (m)	Legend	Stratum Description	Visual Criteria	Olfactory Criteria
	0.50	ES		0.60			Orange brown clayey gravelly SAND. Coarse gravel of angular sandstone	0	0
	1.50	ES					Stiff grey gravelly sandy CLAY. Frequent gravel of sandstone	1	1
	2.50	ES		3.15			Apparent bedrock	0	0
				3.20			End of pit at 3.20 m		

Remarks: Pit terminated on bedrock

Stability:
GroundWater
Remarks:

AGS

ATKINS

Trial Pit Log

Trialpit No
POS 58
Sheet 1 of 1

Project Name: Coed Darcy POS Signoff	Project No. 5122307_POS	Co-ords: - Level: mAOS	Date 15/04/2015
Location: Coed Darcy POS		Dimensions (m): m Depth 3.80 m	Scale 1:25
Client: St Modwen			Logged AEM

Water Strike	Samples and In Situ Testing			Depth (m)	Level (m)	Legend	Stratum Description	Visual Criteria	Olfactory Criteria
	Depth	Type	Results						
	0.50	ES		0.60			MADE GROUND. Black ashy SAND	0	0
	1.50	ES		2.20			MADE GROUND. Brown mottled grey sandy gravelly CLAY. Coarse gravel of SA-SR sandstone	2	2
	2.50	ES		3.80			Brown gravelly clayey SAND. Coarse gravel of sandstone	2	3
							End of pit at 3.80 m		

Remarks: Pit terminated due to collapse

Stability:
GroundWater
Remarks:

AGS

ATKINS

Trial Pit Log

Trialpit No
POS 59
Sheet 1 of 1

Project Name: Coed Darcy POS Signoff	Project No. 5122307_POS	Co-ords: - Level: mAOS	Date 15/04/2015
Location: Coed Darcy POS		Dimensions (m): m Depth 1.00 m	Scale 1:25
Client: St Modwen			Logged AEM

Water Strike	Samples and In Situ Testing: Depth	Type	Results	Depth (m)	Level (m)	Legend	Stratum Description	Visual Criteria	Olfactory Criteria
	0.50	ES		0.90			Brown sandy clayey GRAVEL. Coarse gravel of sandstone	0	0
				1.00			Sandstone bedrock	0	0
							End of pit at 1.00 m		

Remarks: Pit terminated on bedrock

Stability:
GroundWater
Remarks:

AGS

ATKINS

Trial Pit Log

Trialpit No
POS 60
Sheet 1 of 1

Project Name: Coed Darcy POS Signoff	Project No. 5122307_POS	Co-ords: - Level: mAOS	Date 09/04/2015
Location: Coed Darcy POS		Dimensions (m): m Depth 4.40 m	Scale 1:25
Client: St Modwen			Logged AEM

Water Strike	Samples and In Situ Testing: Depth	Type	Results	Depth (m)	Level (m)	Legend	Stratum Description	Visual Criteria	Olfactory Criteria
	0.50	ES		0.60			MADE GROUND. Brown sandy gravelly CLAY. Coarse gravel of sandstone and brick	0	0
	1.50	ES		1.90			Brown mottled grey sandy gravelly CLAY. Coarse gravel of sandstone	1	1
	2.60	ES					Grey stained brown gravelly sandy CLAY. Coarse gravel of sandstone	2	3
	3.80	ES		4.35			End of pit at 4.40 m		

Remarks: Pit terminated on bedrock

Stability:
GroundWater
Remarks:

AGS

ATKINS

Trial Pit Log

Trialpit No
POS 61
Sheet 1 of 1

Project Name: Coed Darcy POS Signoff	Project No. 5122307_POS	Co-ords: - Level: mAOS	Date 09/04/2015
Location: Coed Darcy POS		Dimensions (m): Depth 3.00 m m	Scale 1:25
Client: St Modwen			Logged AEM

Water Strike	Samples and In Situ Testing: Depth	Type	Results	Depth (m)	Level (m)	Legend	Stratum Description	Visual Criteria	Olfactory Criteria
	0.50	ES					MADE GROUND. Brown sandy gravelly CLAY. Coarse gravel of sandstone and brick	0	0
				1.20			MADE GROUND. Black ashy gravel	0	0
	1.50	ES		1.40			Firm brown sandy gravelly CLAY. Coarse gravel of sandstone	0	0
				2.00			Stiff grey gravelly sandy CLAY. Frequent gravel of sandstone		
	2.50	ES						0	1
				2.95			Apparent bedrock	0	0
				3.00			End of pit at 3.00 m		

1
2
3
4
5

Remarks: Pit terminated on bedrock

Stability:
GroundWater
Remarks:

AGS

ATKINS

Trial Pit Log

Trialpit No
POS 62
Sheet 1 of 1

Project Name: Coed Darcy POS Signoff	Project No. 5122307_POS	Co-ords: - Level: mAOS	Date 09/04/2015
Location: Coed Darcy POS		Dimensions (m): m Depth 4.20 m	Scale 1:25
Client: St Modwen			Logged AEM

Water Strike	Samples and In Situ Testing: Depth	Type	Results	Depth (m)	Level (m)	Legend	Stratum Description	Visual Criteria	Olfactory Criteria
	0.50	ES					MADE GROUND. Brown / grey gravelly clayey sandy GRAVEL of sandstone and brick	1	1
				1.20			MADE GROUND. Stained grey sandy GRAVEL of whole concrete slabs and blocks	2	3
				3.00			Loose grey clayey gravelly SAND. Coarse gravel of sandstone	3	3
	3.50	ES							
				4.15			Sandstone bedrock	1	1
				4.20			End of pit at 4.20 m		

1 2 3 4 5

Remarks: Pit terminated on bedrock

Stability:
GroundWater
Remarks:

AGS

ATKINS

Trial Pit Log

Trialpit No
POS 63
Sheet 1 of 1

Project Name: Coed Darcy POS Signoff	Project No. 5122307_POS	Co-ords: - Level: mAOS	Date 09/04/2015
Location: Coed Darcy POS		Dimensions (m): Depth 2.00 m m	Scale 1:25
Client: St Modwen			Logged AEM

Water Strike	Samples and In Situ Testing: Depth	Type	Results	Depth (m)	Level (m)	Legend	Stratum Description	Visual Criteria	Olfactory Criteria
	0.50	ES					MADE GROUND.Brown slightly clayey gravelly SAND. Coarse gravel of mudstone and sandstone	0	0
				1.00			Stiff grey gravelly sandy CLAY. Frequent gravel of sandstone		
	1.50	ES						0	1
				1.95			Sandstone bedrock	0	0
				2.00			End of pit at 2.00 m		

Remarks: Pit terminated on bedrock

Stability:
GroundWater
Remarks:

AGS

ATKINS

Trial Pit Log

Trialpit No
POS 64
Sheet 1 of 1

Project Name: Coed Darcy POS Signoff	Project No. 5122307_POS	Co-ords: - Level: mAOS	Date 09/04/2015
Location: Coed Darcy POS		Dimensions (m): m Depth 2.00 m	Scale 1:25
Client: St Modwen			Logged AEM

Water Strike	Samples and In Situ Testing: Depth	Type	Results	Depth (m)	Level (m)	Legend	Stratum Description	Visual Criteria	Olfactory Criteria
	0.50	ES		1.00			MADE GROUND.Brown slightly clayey gravelly SAND. Coarse gravel of mudstone and sandstone	0	0
	1.50	ES		1.95			Stiff grey gravelly sandy CLAY. Frequent gravel of sandstone	2	2
				2.00			Sandstone bedrock End of pit at 2.00 m	0	0

Remarks: Pit terminated on bedrock

Stability:
GroundWater
Remarks:

AGS

ATKINS

Trial Pit Log

Trialpit No
POS 65
Sheet 1 of 1

Project Name: Coed Darcy POS Signoff	Project No. 5122307_POS	Co-ords: - Level: mAOS	Date 09/04/2015
Location: Coed Darcy POS		Dimensions (m): m Depth 3.80 m	Scale 1:25
Client: St Modwen			Logged AEM

Water Strike	Samples and In Situ Testing			Depth (m)	Level (m)	Legend	Stratum Description	Visual Criteria	Olfactory Criteria
	Depth	Type	Results						
	0.50	ES		0.70			MADE GROUND. Brown sandy gravelly CLAY. Coarse gravel of sandstone and brick	0	0
	1.80	ES					Orange brown clayey gravelly SAND. Coarse gravel of angular sandstone	0	0
	3.20	ES		3.00			Stiff grey gravelly sandy CLAY. Frequent gravel of sandstone	3	2
				3.80			End of pit at 3.80 m		

1 2 3 4 5

Remarks: Pit terminated on bedrock

Stability:
GroundWater
Remarks:

AGS

ATKINS

Trial Pit Log

Trialpit No
POS 66
Sheet 1 of 2

Project Name: Coed Darcy POS Signoff	Project No. 5122307_POS	Co-ords: - Level: mAOS	Date 14/04/2015
Location: Coed Darcy POS		Dimensions (m): m Depth 5.10 m	Scale 1:25
Client: St Modwen			Logged AEM

Water Strike	Samples and In Situ Testing: Depth	Type	Results	Depth (m)	Level (m)	Legend	Stratum Description	Visual Criteria	Olfactory Criteria
	0.50	ES					MADE GROUND. Brown mottled grey sandy gravelly CLAY. Coarse gravel of SA-SR sandstone	0	0
	1.60	ES							
	2.80	ES		2.70			Grey clayey gravelly SAND. Coarse gravel of coarse sandstone	3	3
	4.20	ES							
				5.00			Continued on next sheet		

1 2 3 4 5

Remarks: Pit terminated on apparent bedrock

Stability:
GroundWater
Remarks:

AGS

ATKINS

Trial Pit Log

Trialpit No
POS 66
Sheet 2 of 2

Project Name: Coed Darcy POS Signoff	Project No. 5122307_POS	Co-ords: - Level: mAOS	Date 14/04/2015
Location: Coed Darcy POS		Dimensions (m): Depth 5.10 m m	Scale 1:25
Client: St Modwen			Logged AEM

Water Strike	Samples and In Situ Testing: Depth	Type	Results	Depth (m)	Level (m)	Legend	Stratum Description	Visual Criteria	Olfactory Criteria
				5.10			Sandstone bedrock End of pit at 5.10 m	0	0

6
7
8
9
10

Remarks: Pit terminated on apparent bedrock

Stability:
GroundWater
Remarks:

AGS

ATKINS

Trial Pit Log

Trialpit No
POS 67
Sheet 1 of 1

Project Name: Coed Darcy POS Signoff	Project No. 5122307_POS	Co-ords: - Level: mAOS	Date 14/04/2015
Location: Coed Darcy POS		Dimensions (m): m Depth 4.30 m	Scale 1:25
Client: St Modwen			Logged AEM

Water Strike	Samples and In Situ Testing: Depth	Type	Results	Depth (m)	Level (m)	Legend	Stratum Description	Visual Criteria	Olfactory Criteria
							MADE GROUND. Brown sandy gravelly CLAY. Coarse gravel of sandstone and brick	0	0
				0.30			Former topsoil	0	0
	0.50	ES		0.40			MADE GROUND. Brown mottled grey sandy gravelly CLAY. Coarse gravel of SA-SR sandstone	0	0
				1.20			MADE GROUND. Stained grey with HC odours sandy gravelly CLAY	3	3
	1.50	ES							
	2.50	ES		2.20			Grey stained brown gravelly clayey SAND. Coarse gravel of sandstone	3	3
	3.50	ES							
				4.20			Sandstone bedrock	0	0
				4.40			End of pit at 4.30 m		

1 2 3 4 5

Remarks: Pit terminated on bedrock

Stability:
GroundWater
Remarks:

AGS

ATKINS

Trial Pit Log

Trialpit No
POS 68
Sheet 1 of 1

Project Name: Coed Darcy POS Signoff	Project No. 5122307_POS	Co-ords: - Level: mAOS	Date 14/04/2015
Location: Coed Darcy POS		Dimensions (m): m Depth 4.50 m	Scale 1:25
Client: St Modwen			Logged AEM

Water Strike	Samples and In Situ Testing Depth	Type	Results	Depth (m)	Level (m)	Legend	Stratum Description	Visual Criteria	Olfactory Criteria
	0.50	ES					MADE GROUND. Dense brown sl clayey gravelly SAND. Frequent gravel and angular cobbles of sandstone	2	2
	1.50	ES							
	2.50	ES		2.40			Stiff grey gravelly sandy CLAY. Frequent gravel of sandstone	2	2
	3.50	ES							
				4.40			Sandstone bedrock	0	0
				4.50			End of pit at 4.50 m		

Remarks: Pit terminated on bedrock

Stability:
GroundWater
Remarks:

AGS

ATKINS

Trial Pit Log

Trialpit No
POS 69
Sheet 1 of 1

Project Name: Coed Darcy POS Signoff	Project No. 5122307_POS	Co-ords: - Level: mAOS	Date 14/04/2015
Location: Coed Darcy POS		Dimensions (m): Depth 2.30 m m	Scale 1:25
Client: St Modwen			Logged AEM

Water Strike	Samples and In Situ Testing: Depth	Type	Results	Depth (m)	Level (m)	Legend	Stratum Description	Visual Criteria	Olfactory Criteria
	0.50	ES		0.80			MADE GROUND.	1	1
				0.90			Former topsoil	0	0
	1.50	ES		2.20			Brown occasional grey very gravelly sl clayey SAND. Coarse gravel of sandstone	1	0
				2.30			Sandstone bedrock	0	0
							End of pit at 2.30 m		

1 2 3 4 5

Remarks: Pit terminated on bedrock

Stability:
GroundWater
Remarks:

AGS

ATKINS

Trial Pit Log

Trialpit No
POS 70
Sheet 1 of 1

Project Name: Coed Darcy POS Signoff	Project No. 5122307_POS	Co-ords: - Level: mAOS	Date 14/04/2015
Location: Coed Darcy POS		Dimensions (m): m Depth 4.20 m	Scale 1:25
Client: St Modwen			Logged AEM

Water Strike	Samples and In Situ Testing			Depth (m)	Level (m)	Legend	Stratum Description	Visual Criteria	Olfactory Criteria
	Depth	Type	Results						
	0.50	ES					MADE GROUND. Brown grey sandy gravelly CLAY. Coarse gravel of sandstone	1	1
				1.10			Former topsoil	1	1
				1.20			Grey clayey gravelly SAND. Coarse gravel of coarse sandstone		
	1.60	ES							
	2.80	ES						1	1
				4.20			End of pit at 4.20 m		

Remarks: Pit terminated due to collapse

Stability:
GroundWater
Remarks:

ATKINS

Trial Pit Log

Trialpit No
POS 71
Sheet 1 of 2

Project Name: Coed Darcy POS Signoff	Project No. 5122307_POS	Co-ords: - Level: mAOS	Date 14/04/2015
Location: Coed Darcy POS		Dimensions (m): m Depth 5.10 m	Scale 1:25
Client: St Modwen			Logged AEM

Water Strike	Samples and In Situ Testing: Depth	Type	Results	Depth (m)	Level (m)	Legend	Stratum Description	Visual Criteria	Olfactory Criteria
	0.50	ES					MADE GROUND. Brown gravelly clayey SAND. Coarse gravel of sandstone	0	0
				1.20					
	1.50	ES					Brown mottled grey sandy gravelly CLAY. Coarse gravel of sandstone	1	2
	2.50	ES							
				3.20					
	3.50	ES					Grey brown gravelly clayey SAND. Coarse gravel of sandstone	2	3
	4.50	ES							
							Continued on next sheet		

1 2 3 4 5

Remarks: Pit terminated at extent of machine

Stability:
GroundWater
Remarks:

AGS

ATKINS

Trial Pit Log

Trialpit No
POS 71
Sheet 2 of 2

Project Name: Coed Darcy POS Signoff	Project No. 5122307_POS	Co-ords: - Level: mAOS	Date 14/04/2015
Location: Coed Darcy POS		Dimensions (m): Depth 5.10 m m	Scale 1:25
Client: St Modwen			Logged AEM

Water Strike	Samples and In Situ Testing: Depth	Type	Results	Depth (m)	Level (m)	Legend	Stratum Description	Visual Criteria	Olfactory Criteria
				5.10			End of pit at 5.10 m		

Remarks: Pit terminated at extent of machine

Stability:
GroundWater
Remarks:

AGS

ATKINS

Trial Pit Log

Trialpit No
POS 72
Sheet 1 of 1

Project Name: Coed Darcy POS Signoff	Project No. 5122307_POS	Co-ords: - Level: mAOS	Date 14/04/2015
Location: Coed Darcy POS		Dimensions (m): m Depth 4.00 m	Scale 1:25
Client: St Modwen			Logged AEM

Water Strike	Samples and In Situ Testing: Depth	Type	Results	Depth (m)	Level (m)	Legend	Stratum Description	Visual Criteria	Olfactory Criteria
	0.50	ES		0.80			MADE GROUND. Brown sandy gravelly CLAY. Coarse gravel of sandstone	0	0
	1.50	ES		2.90			MADE GROUND. Brown grey gravelly clayey SAND. Coarse gravel of sandstone	1	1
	3.00	ES		3.00			Former topsoil	0	0
				3.80			Grey sandy peaty SILT	0	0
				4.00			Sandstone bedrock	0	0
							End of pit at 4.00 m		

Remarks: Pit terminated on apparent bedrock

Stability:
GroundWater
Remarks:

AGS

ATKINS

Trial Pit Log

Trialpit No
POS 73
Sheet 1 of 1

Project Name: Coed Darcy POS Signoff	Project No. 5122307_POS	Co-ords: - Level: mAOS	Date 14/04/2015
Location: Coed Darcy POS		Dimensions (m): m Depth 4.10 m	Scale 1:25
Client: St Modwen			Logged AEM

Water Strike	Samples and In Situ Testing			Depth (m)	Level (m)	Legend	Stratum Description	Visual Criteria	Olfactory Criteria
	Depth	Type	Results						
	0.50	ES					MADE GROUND. Brown sandy gravelly CLAY. Coarse gravel of sandstone	0	0
				0.90			MADE GROUND. Sandstone gravel	0	0
				1.20			Loose grey clayey gravelly SAND. Coarse gravel of sandstone		
	1.50	ES							
	2.50	ES						2	1
				4.10			End of pit at 4.10 m		

1
2
3
4
5

Remarks: Pit terminated due to collapse

Stability:
GroundWater
Remarks:

AGS

ATKINS

Trial Pit Log

Trialpit No
POS 74
Sheet 1 of 1

Project Name: Coed Darcy POS Signoff	Project No. 5122307_POS	Co-ords: - Level: mAOS	Date 14/04/2015
Location: Coed Darcy POS		Dimensions (m): m Depth 3.20 m	Scale 1:25
Client: St Modwen			Logged AEM

Water Strike	Samples and In Situ Testing: Depth	Type	Results	Depth (m)	Level (m)	Legend	Stratum Description	Visual Criteria	Olfactory Criteria
	0.50	ES		0.70			MADE GROUND. Brown sandy gravelly CLAY. Coarse gravel of sandstone and brick	0	0
	1.50	ES		1.60			Grey clayey gravelly SAND. Coarse gravel of coarse sandstone	2	1
	2.50	ES		3.10			Brown sandy clayey GRAVEL. Coarse gravel of sandstone	1	1
				3.20			Sandstone bedrock	0	0
							End of pit at 3.20 m		

1 2 3 4 5

Remarks: Pit terminated on bedrock

Stability:
GroundWater
Remarks:

AGS

ATKINS

Trial Pit Log

Trialpit No
POS 75
Sheet 1 of 1

Project Name: Coed Darcy POS Signoff	Project No. 5122307_POS	Co-ords: - Level: mAOS	Date 14/04/2015
Location: Coed Darcy POS		Dimensions (m): m Depth 4.00 m	Scale 1:25
Client: St Modwen			Logged AEM

Water Strike	Samples and In Situ Testing			Depth (m)	Level (m)	Legend	Stratum Description	Visual Criteria	Olfactory Criteria
	Depth	Type	Results						
	0.50	ES		0.30			MADE GROUND. Brown sandy gravelly SAND. Coarse gravel of sandstone	0	0
	1.50	ES		1.30			Grey silty gravelly SAND. Coarse gravel of sandstone	3	1
	2.50	ES					Grey silty gravelly SAND. Coarse gravel of sandstone	1	1
	3.50	ES		3.80			Sandstone bedrock	0	0
				4.00			End of pit at 4.00 m		

Remarks: Pit terminated on bedrock

Stability:
GroundWater
Remarks:

AGS

ATKINS

Trial Pit Log

Trialpit No
POS 76
Sheet 1 of 1

Project Name: Coed Darcy POS Signoff	Project No. 5122307_POS	Co-ords: - Level: mAOS	Date 14/04/2015
Location: Coed Darcy POS		Dimensions (m): m Depth 4.00 m	Scale 1:25
Client: St Modwen			Logged AEM

Water Strike	Samples and In Situ Testing			Depth (m)	Level (m)	Legend	Stratum Description	Visual Criteria	Olfactory Criteria
	Depth	Type	Results						
				0.30			MADE GROUND. Brown gravelly clayey SAND. Coarse gravel of sandstone	0	0
	0.50	ES					Brown mottled grey sandy gravelly CLAY. Coarse gravel of sandstone	1	0
	1.50	ES		1.90			Grey clayey gravelly SAND. Coarse gravel of coarse sandstone	1	1
	2.50	ES							
	3.50	ES		4.00			End of pit at 4.00 m		

Remarks: Pit terminated due to collapse

Stability:
GroundWater
Remarks:

AGS

ATKINS

Trial Pit Log

Trialpit No
POS 77
Sheet 1 of 1

Project Name: Coed Darcy POS Signoff	Project No. 5122307_POS	Co-ords: - Level: mAOS	Date 14/04/2015
Location: Coed Darcy POS		Dimensions (m): m Depth 5.00 m	Scale 1:25
Client: St Modwen			Logged AEM

Water Strike	Samples and In Situ Testing: Depth	Type	Results	Depth (m)	Level (m)	Legend	Stratum Description	Visual Criteria	Olfactory Criteria
	0.50	ES					MADE GROUND. Brown gravelly clayey SAND. Coarse gravel of sandstone	0	0
				1.20			Former topsoil	0	0
				1.30			Mottled grey and orange gravelly sandy CLAY. Coarse gravel of sandstone		
	1.50	ES						1	2
	2.50	ES							
				3.00			Dense grey clayey sandy GRAVEL of coarse sandstone and cobbles of sandstone		
	3.50	ES						1	0
	4.50	ES							
				5.00			End of pit at 5.00 m		

1 2 3 4 5

Remarks: Pit terminated at extent of machine

Stability:
GroundWater
Remarks:

AGS

ATKINS

Trial Pit Log

Trialpit No
POS 78
Sheet 1 of 1

Project Name: Coed Darcy POS Signoff	Project No. 5122307_POS	Co-ords: - Level: mAOS	Date 15/04/2015
Location: Coed Darcy POS		Dimensions (m): m Depth 4.20 m	Scale 1:25
Client: St Modwen			Logged AEM

Water Strike	Samples and In Situ Testing			Depth (m)	Level (m)	Legend	Stratum Description	Visual Criteria	Olfactory Criteria
	Depth	Type	Results						
	0.50	ES		0.60			MADE GROUND. Orange brown clayey gravelly SAND.Coarse gravel of sandstone	0	0
	1.50	ES		2.10			Grey brown sandy gravelly CLAY. Coarse gravel of sandstone. Strong HC odours	2	3
	2.50	ES		3.30			Stiff grey gravelly sandy CLAY. Frequent gravel of sandstone	1	1
	3.50	ES		4.00			Loose light brown clayey gravelly SAND. Coarse grave of sandstone	2	2
				4.20			Sandstone bedrock	1	1
							End of pit at 4.20 m		

1 2 3 4 5

Remarks: Pit terminated on bedrock

Stability:
GroundWater
Remarks:

AGS

ATKINS

Trial Pit Log

Trialpit No
POS 79
Sheet 1 of 1

Project Name: Coed Darcy POS Signoff	Project No. 5122307_POS	Co-ords: - Level: mAOS	Date 15/04/2015
Location: Coed Darcy POS		Dimensions (m): m Depth 4.00 m	Scale 1:25
Client: St Modwen			Logged AEM

Water Strike	Samples and In Situ Testing			Depth (m)	Level (m)	Legend	Stratum Description	Visual Criteria	Olfactory Criteria
	Depth	Type	Results						
	0.50	ES		0.80			MADE GROUND. Brown sandy gravelly CLAY. Coarse gravel of sandstone	0	0
	1.50	ES		1.90			Brown mottled grey sandy gravelly CLAY. Coarse gravel of sandstone	1	1
	2.50	ES		3.40			Grey clayey gravelly SAND. Coarse gravel of coarse sandstone	2	3
				3.90			Recovered as weathered sandstone GRAVEL	1	1
				4.00			Sandstone bedrock	1	1
							End of pit at 4.00 m		

Remarks: Pit terminated on bedrock

Stability:
GroundWater
Remarks:

AGS

ATKINS

Trial Pit Log

Trialpit No
POS 80
Sheet 1 of 1

Project Name: Coed Darcy POS Signoff	Project No. 5122307_POS	Co-ords: - Level: mAOS	Date 15/04/2015
Location: Coed Darcy POS		Dimensions (m): Depth 3.00 m m	Scale 1:25
Client: St Modwen			Logged AEM

Water Strike	Samples and In Situ Testing: Depth	Type	Results	Depth (m)	Level (m)	Legend	Stratum Description	Visual Criteria	Olfactory Criteria
	0.50	ES		0.80			MADE GROUND. Brown sandy gravelly CLAY. Coarse gravel of sandstone	0	0
				1.20			Brown gravelly sandy CLAY. Coarse gravel of sandstone	0	0
	1.50	ES		2.10			Grey gravelly clayey SAND. Coarse gravel of sandstone	2	2
				3.00			Recovered as weathered sandstone GRAVEL	0	0
							End of pit at 3.00 m		

Remarks: Pit terminated on bedrock

Stability:
GroundWater
Remarks:

AGS

ATKINS

Trial Pit Log

Trialpit No
POS 81
Sheet 1 of 1

Project Name: Coed Darcy POS Signoff	Project No. 5122307_POS	Co-ords: - Level: mAOS	Date 15/04/2015
Location: Coed Darcy POS		Dimensions (m): m Depth 4.10 m	Scale 1:25
Client: St Modwen			Logged AEM

Water Strike	Samples and In Situ Testing			Depth (m)	Level (m)	Legend	Stratum Description	Visual Criteria	Olfactory Criteria
	Depth	Type	Results						
	0.50	ES		0.70			MADE GROUND. Brown sandy gravelly CLAY. Coarse gravel of sandstone	0	0
	1.50	ES		2.10			Brown occasional grey very gravelly sl clayey SAND. Coarse gravel of sandstone	2	1
	2.50	ES		3.40			Grey slightly clayey sandy GRAVEL of coarse sandstone	2	1
				4.00			Recovered as weathered sandstone GRAVEL	1	0
				4.10			Sandstone bedrock	0	0
							End of pit at 4.10 m		

1 2 3 4 5

Remarks: Pit terminated on bedrock

Stability:
GroundWater
Remarks:

AGS

ATKINS

Trial Pit Log

Trialpit No
POS 82
Sheet 1 of 1

Project Name: Coed Darcy POS Signoff	Project No. 5122307_POS	Co-ords: - Level: mAOS	Date 15/04/2015
Location: Coed Darcy POS		Dimensions (m): m Depth 3.90 m	Scale 1:25
Client: St Modwen			Logged AEM

Water Strike	Samples and In Situ Testing			Depth (m)	Level (m)	Legend	Stratum Description	Visual Criteria	Olfactory Criteria
	Depth	Type	Results						
	0.50	ES					MADE GROUND. Brown sandy gravelly CLAY with frequent boulders of brickwork and concrete	0	0
				1.10					
	1.50	ES					Mottled grey and orange gravelly sandy CLAY. Coarse gravel of sandstone	3	1
	2.50	ES							
				3.30			Recovered as weathered sandstone GRAVEL	1	1
				3.80			Sandstone bedrock	0	0
				3.90			End of pit at 3.90 m		

1 2 3 4 5

Remarks: Pit terminated on bedrock

Stability:
GroundWater
Remarks:

AGS

ATKINS

Trial Pit Log

Trialpit No
POS 83
Sheet 1 of 1

Project Name: Coed Darcy POS Signoff	Project No. 5122307_POS	Co-ords: - Level: mAOS	Date 15/04/2015
Location: Coed Darcy POS		Dimensions (m): m Depth 4.40 m	Scale 1:25
Client: St Modwen			Logged AEM

Water Strike	Samples and In Situ Testing: Depth	Type	Results	Depth (m)	Level (m)	Legend	Stratum Description	Visual Criteria	Olfactory Criteria
	0.50	ES					MADE GROUND. Brown gravelly clayey SAND	0	0
				1.30					
	1.50	ES					MADE GROUND. Orange brown mottled grey sandy gravelly CLAY	1	1
				2.30			Former topsoil with ash	3	3
				2.40					
	2.50	ES					Stiff orange brown peaty sandy CLAY. Coarse gravel of sandstone	2	3
				3.30					
	3.50	ES					Recovered as weathered sandstone GRAVEL	1	1
				4.40			End of pit at 4.40 m		

Remarks: Pit terminated on apparent bedrock

Stability:
GroundWater
Remarks:

AGS

ATKINS

Trial Pit Log

Trialpit No
POS 84
Sheet 1 of 1

Project Name: Coed Darcy POS Signoff	Project No. 5122307_POS	Co-ords: - Level: mAOS	Date 15/04/2015
Location: Coed Darcy POS		Dimensions (m): m Depth 4.80 m	Scale 1:25
Client: St Modwen			Logged AEM

Water Strike	Samples and In Situ Testing			Depth (m)	Level (m)	Legend	Stratum Description	Visual Criteria	Olfactory Criteria
	Depth	Type	Results						
	0.50	ES					MADE GROUND. Black ashy SAND	1	1
				1.00					
	1.50	ES					Orange brown clayey gravelly SAND. Coarse gravel of angular sandstone	0	0
				2.30					
	2.50	ES					Soft brown grey gravelly sandy CLAY. Coarse gravel of sandstone	2	2
				3.20					
	3.50	ES					Grey clayey gravelly SAND. Coarse gravel of coarse sandstone	2	2
				4.30					
							Recovered as weathered sandstone GRAVEL	2	2
				4.80					
							End of pit at 4.80 m		

1 2 3 4 5

Remarks: Pit terminated due to collapse

Stability:
GroundWater
Remarks:

AGS

ATKINS

Trial Pit Log

Trialpit No
POS 85
Sheet 1 of 1

Project Name: Coed Darcy POS Signoff	Project No. 5122307_POS	Co-ords: - Level: mAOS	Date 15/04/2015
Location: Coed Darcy POS		Dimensions (m): m Depth 4.10 m	Scale 1:25
Client: St Modwen			Logged AEM

Water Strike	Samples and In Situ Testing			Depth (m)	Level (m)	Legend	Stratum Description	Visual Criteria	Olfactory Criteria
	Depth	Type	Results						
	0.50	ES					MADE GROUND. Brown grey sandy gravels of sandstone and concrete	1	1
				0.80			MADE GROUND. Concrete and brick boulders with occasional wood	2	2
	2.50	ES		2.40			Grey brown gravelly clayey SAND. Coarse gravel of sandstone	2	2
	3.50	ES		3.70			Recovered as weathered sandstone GRAVEL	1	1
				4.10			End of pit at 4.10 m		

Remarks: Pit terminated on apparent bedrock

Stability:
GroundWater
Remarks:

AGS

ATKINS

Trial Pit Log

Trialpit No
POS 86
Sheet 1 of 1

Project Name: Coed Darcy POS Signoff	Project No. 5122307_POS	Co-ords: - Level: mAOS	Date 15/04/2015
Location: Coed Darcy POS		Dimensions (m): Depth 2.40 m m	Scale 1:25
Client: St Modwen			Logged AEM

Water Strike	Samples and In Situ Testing: Depth	Type	Results	Depth (m)	Level (m)	Legend	Stratum Description	Visual Criteria	Olfactory Criteria
	0.50	ES					MADE GROUND. Brown clayey gravelly SAND. Coarse gravel of sandstone, brick and concrete	0	0
				1.40			MADE GROUND. GRAVEL of sandstone and concrete blocks	1	1
				1.80			Recovered as weathered sandstone GRAVEL	0	0
				2.30			Sandstone bedrock	0	0
				2.40			End of pit at 2.40 m		

Remarks: Pit terminated on bedrock

Stability:
GroundWater
Remarks:

AGS

ATKINS

Trial Pit Log

Trialpit No
POS 87
Sheet 1 of 1

Project Name: Coed Darcy POS Signoff	Project No. 5122307_POS	Co-ords: - Level: mAOS	Date 15/04/2015
Location: Coed Darcy POS		Dimensions (m): m Depth 2.70 m	Scale 1:25
Client: St Modwen			Logged AEM

Water Strike	Samples and In Situ Testing			Depth (m)	Level (m)	Legend	Stratum Description	Visual Criteria	Olfactory Criteria
	Depth	Type	Results						
	0.50	ES		0.70			MADE GROUND. Brown gravelly sandy CLAY. Coarse gravel of sandstone	0	0
	1.50	ES		2.00			MADE GROUND. Orange mottled grey gravelly SAND	1	1
				2.60			Grey clayey gravelly SAND. Coarse gravel of coarse sandstone	1	1
				2.70			Sandstone bedrock	0	0
							End of pit at 2.70 m		

Remarks: Pit terminated on bedrock

Stability:
GroundWater
Remarks:

AGS

ATKINS

Trial Pit Log

Trialpit No
POS 88
Sheet 1 of 1

Project Name: Coed Darcy POS Signoff	Project No. 5122307_POS	Co-ords: - Level: mAOS	Date 15/04/2015
Location: Coed Darcy POS		Dimensions (m): m Depth 4.10 m	Scale 1:25
Client: St Modwen			Logged AEM

Water Strike	Samples and In Situ Testing: Depth	Type	Results	Depth (m)	Level (m)	Legend	Stratum Description	Visual Criteria	Olfactory Criteria
	0.50	ES					MADE GROUND. Brown grey sandy clayey SAND.Coarse gravel of sandstone	1	1
				1.20			Former topsoil	0	0
	1.50	ES		1.30			Brown clayey gravelly SAND. Coarse gravel of sandstone	1	1
	2.50	ES							
				2.90			Loose grey clayey gravelly SAND. Coarse gravel of sandstone	2	2
				4.00			Sandstone bedrock	0	0
				4.10			End of pit at 4.10 m		

1 2 3 4 5

Remarks: Pit terminated on bedrock

Stability:
GroundWater
Remarks:

AGS

ATKINS

Trial Pit Log

Trialpit No
POS 89
Sheet 1 of 1

Project Name: Coed Darcy POS Signoff	Project No. 5122307_POS	Co-ords: - Level: mAOS	Date 15/04/2015
Location: Coed Darcy POS		Dimensions (m): m Depth 4.10 m	Scale 1:25
Client: St Modwen			Logged AEM

Water Strike	Samples and In Situ Testing			Depth (m)	Level (m)	Legend	Stratum Description	Visual Criteria	Olfactory Criteria
	Depth	Type	Results						
							MADE GROUND. Brown gravelly SAND. Coarse gravel of sandstone	0	0
				0.20			MADE GROUND. Brown gravelly clayey SAND. Coarse gravel of sandstone		
	0.50	ES						0	0
	1.50	ES							
				2.20			Grey sandy gravelly CLAY. Coarse gravel of angular sandstone		
	2.50	ES						2	2
	3.50	ES							
				4.00			Sandstone bedrock	0	0
				4.10			End of pit at 4.10 m		

Remarks: Pit terminated on bedrock

Stability:
GroundWater
Remarks:

AGS

ATKINS

Trial Pit Log

Trialpit No
POS 90
Sheet 1 of 1

Project Name: Coed Darcy POS Signoff	Project No. 5122307_POS	Co-ords: - Level: mAOS	Date 15/04/2015
Location: Coed Darcy POS		Dimensions (m): m Depth 4.70 m	Scale 1:25
Client: St Modwen			Logged AEM

Water Strike	Samples and In Situ Testing			Depth (m)	Level (m)	Legend	Stratum Description	Visual Criteria	Olfactory Criteria
	Depth	Type	Results						
	0.50	ES					MADE GROUND. Brown clayey gravelly SAND. Coarse gravel of sandstone		
	1.50	ES						0	0
	2.50	ES							
				4.20			Sandstone bedrock		
	4.50	ES						0	0
				4.70			End of pit at 4.70 m		

Remarks: Pit terminated at extent of machine

Stability:
GroundWater
Remarks:

AGS

Trial Pit Log

ATKINS

Trialpit No **POS 91**

Sheet 1 of 1

Project Name: Coed Darcy POS Signoff	Project No. 5122307_POS	Co-ords: - Level: mAOS	Date 15/04/2015
Location: Coed Darcy POS		Dimensions (m): Depth 0.60 m	Scale 1:25
Client: St Modwen			Logged AEM

Water Strike	Samples and In Situ Testing: Depth	Type	Results	Depth (m)	Level (m)	Legend	Stratum Description	Visual Criteria	Olfactory Criteria
	0.50	ES		0.55			Brown sandy clayey GRAVEL. Coarse gravel of sandstone	0	0
				0.60			Sandstone bedrock End of pit at 0.60 m	0	0

Remarks: Pit terminated on bedrock

Stability:

GroundWater Remarks:

AGS

ATKINS

Trial Pit Log

Trialpit No
POS 92
Sheet 1 of 1

Project Name: Coed Darcy POS Signoff	Project No. 5122307_POS	Co-ords: - Level: mAOS	Date 16/04/2015
Location: Coed Darcy POS		Dimensions (m): Depth 1.70 m m	Scale 1:25
Client: St Modwen			Logged AEM

Water Strike	Samples and In Situ Testing: Depth	Type	Results	Depth (m)	Level (m)	Legend	Stratum Description	Visual Criteria	Olfactory Criteria
				0.30			Topsoil	0	0
	0.50	ES		0.60			Orange brown sandy gravelly CLAY. Coarse gravel of sandstone	0	0
	1.50	ES		1.60			Grey sandy clayey GRAVEL of medium to coarse sandstone	3	2
				1.70			Sandstone bedrock	0	0
							End of pit at 1.70 m		

Remarks: Pit terminated on bedrock

Stability:
GroundWater
Remarks:

AGS

ATKINS

Trial Pit Log

Trialpit No
POS 93
Sheet 1 of 1

Project Name: Coed Darcy POS Signoff	Project No. 5122307_POS	Co-ords: - Level: mAOS	Date 15/04/2015
Location: Coed Darcy POS		Dimensions (m): m Depth 3.50 m	Scale 1:25
Client: St Modwen			Logged AEM

Water Strike	Samples and In Situ Testing			Depth (m)	Level (m)	Legend	Stratum Description	Visual Criteria	Olfactory Criteria
	Depth	Type	Results						
	0.50	ES					MADE GROUND. Brown clayey gravelly SAND. Coarse gravel of sandstone		
	2.00	ES						0	0
				3.50			End of pit at 3.50 m		

Remarks: Pit terminated due to collapse

Stability:
GroundWater
Remarks:

AGS

ATKINS

Trial Pit Log

Trialpit No
POS 94
Sheet 1 of 1

Project Name: Coed Darcy POS Signoff	Project No. 5122307_POS	Co-ords: - Level: mAOS	Date 16/04/2015
Location: Coed Darcy POS		Dimensions (m): m Depth 3.80 m	Scale 1:25
Client: St Modwen			Logged AEM

Water Strike	Samples and In Situ Testing: Depth	Type	Results	Depth (m)	Level (m)	Legend	Stratum Description	Visual Criteria	Olfactory Criteria
	0.50	ES					MADE GROUND. Brown sandy clayey GRAVEL and cobbles of frequent sandstone	0	0
	1.50	ES							
				2.40			MADE GROUND. Brown gravelly clayey SAND. Coarse gravel of sandstone	1	1
	3.00	ES							
				3.50			End of pit at 3.80 m		

Remarks: Pit terminated on apparent bedrock

Stability:
GroundWater
Remarks:

AGS

ATKINS

Trial Pit Log

Trialpit No
POS 95
Sheet 1 of 2

Project Name: Coed Darcy POS Signoff	Project No. 5122307_POS	Co-ords: - Level: mAOS	Date 16/04/2015
Location: Coed Darcy POS		Dimensions (m): Depth 5.30 m m	Scale 1:25
Client: St Modwen			Logged AEM

Water Strike	Samples and In Situ Testing: Depth	Type	Results	Depth (m)	Level (m)	Legend	Stratum Description	Visual Criteria	Olfactory Criteria
	0.50	ES					MADE GROUND. Brown clayey gravelly SAND. Coarse gravel of sandstone and concrete		
	1.50	ES						0	0
	2.50	ES							
	3.50	ES		3.30			Brown stained grey sandy gravelly CLAY. Coarse gravel of sandstone	2	3
	4.50	ES		4.30			Grey fine - coarse sandstone GRAVEL	2	2
							Continued on next sheet		

1 2 3 4 5

Remarks: Pit terminated at extent of machine

Stability:
GroundWater
Remarks:

AGS

ATKINS

Trial Pit Log

Trialpit No
POS 95
Sheet 2 of 2

Project Name: Coed Darcy POS Signoff	Project No. 5122307_POS	Co-ords: - Level: mAOS	Date 16/04/2015
Location: Coed Darcy POS		Dimensions (m): Depth 5.30 m m	Scale 1:25
Client: St Modwen			Logged AEM

Water Strike	Samples and In Situ Testing: Depth	Type	Results	Depth (m)	Level (m)	Legend	Stratum Description	Visual Criteria	Olfactory Criteria
				5.30			End of pit at 5.30 m		

Remarks: Pit terminated at extent of machine

Stability:
GroundWater
Remarks:

AGS

ATKINS

Trial Pit Log

Trialpit No
POS 96
Sheet 1 of 1

Project Name: Coed Darcy POS Signoff	Project No. 5122307_POS	Co-ords: - Level: mAOS	Date 16/04/2015
Location: Coed Darcy POS		Dimensions (m): m Depth 4.30 m	Scale 1:25
Client: St Modwen			Logged AEM

Water Strike	Samples and In Situ Testing			Depth (m)	Level (m)	Legend	Stratum Description	Visual Criteria	Olfactory Criteria
	Depth	Type	Results						
	0.50	ES					MADE GROUND. Brown clayey sandy GRAVEL of sandstone	0	0
	1.50	ES							
				2.30					
	2.50	ES					Orange brown clayey gravelly SAND. Coarse gravel of angular sandstone	0	0
	3.50	ES							
				3.80			Brown clayey gravelly SAND. Coarse gravel of sandstone	0	0
				4.30			End of pit at 4.30 m		

Remarks: Pit terminated on apparent bedrock

Stability:
GroundWater
Remarks:

AGS

ATKINS

Trial Pit Log

Trialpit No
POS 97
Sheet 1 of 1

Project Name: Coed Darcy POS Signoff	Project No. 5122307_POS	Co-ords: - Level: mAOS	Date 16/04/2015
Location: Coed Darcy POS		Dimensions (m): m Depth 4.00 m	Scale 1:25
Client: St Modwen			Logged AEM

Water Strike	Samples and In Situ Testing: Depth	Type	Results	Depth (m)	Level (m)	Legend	Stratum Description	Visual Criteria	Olfactory Criteria
	0.50	ES					MADE GROUND. Loose brown sl clayey gravelly SAND. Coarse gravel of sandstone		
	2.00	ES						0	0
	3.50	ES							
				4.00			End of pit at 4.00 m		

Remarks: Pit terminated on apparent bedrock

Stability:
GroundWater
Remarks:

AGS

ATKINS

Trial Pit Log

Trialpit No
POS 98
Sheet 1 of 1

Project Name: Coed Darcy POS Signoff	Project No. 5122307_POS	Co-ords: - Level: mAOS	Date 16/04/2015
Location: Coed Darcy POS		Dimensions (m): m Depth 2.70 m	Scale 1:25
Client: St Modwen			Logged AEM

Water Strike	Samples and In Situ Testing: Depth	Type	Results	Depth (m)	Level (m)	Legend	Stratum Description	Visual Criteria	Olfactory Criteria
				0.30			Topsoil	0	0
	0.50	ES					MADE GROUND. Orange brown sandy gravelly CLAY. Coarse gravel of sandstone	0	0
				1.10			Brown sl clayey gravelly SAND. Coarse gravel and cobbles of sandstone	0	0
	1.50	ES							
				2.30			Recovered as weathered sandstone GRAVEL	0	0
				2.60			Sandstone bedrock	0	0
				2.70			End of pit at 2.70 m		

Remarks: Pit terminated on bedrock

Stability:
GroundWater
Remarks:

AGS

ATKINS

Trial Pit Log

Trialpit No
POS 99
Sheet 1 of 1

Project Name: Coed Darcy POS Signoff	Project No. 5122307_POS	Co-ords: - Level: mAOS	Date 16/04/2015
Location: Coed Darcy POS		Dimensions (m): m Depth 2.50 m	Scale 1:25
Client: St Modwen			Logged AEM

Water Strike	Samples and In Situ Testing: Depth	Type	Results	Depth (m)	Level (m)	Legend	Stratum Description	Visual Criteria	Olfactory Criteria
	0.50	ES					MADE GROUND. Brown clayey gravelly SAND. Coarse gravel of sandstone	0	0
	1.50	ES		1.20			Brown sl clayey gravelly SAND. Coarse gravel and cobbles of sandstone	0	0
				2.40			Sandstone bedrock	0	0
				2.50			End of pit at 2.50 m		

Remarks: Pit terminated on bedrock

Stability:
GroundWater
Remarks:

AGS

ATKINS

Trial Pit Log

Trialpit No
POS 100
Sheet 1 of 1

Project Name: Coed Darcy POS Signoff	Project No. 5122307_POS	Co-ords: - Level: mAOS	Date 16/04/2015
Location: Coed Darcy POS		Dimensions (m): Depth 2.50 m m	Scale 1:25
Client: St Modwen			Logged AEM

Water Strike	Samples and In Situ Testing: Depth	Type	Results	Depth (m)	Level (m)	Legend	Stratum Description	Visual Criteria	Olfactory Criteria
	0.50	ES					MADE GROUND. Brown sl clayey sandy GRAVEL of sandstone	0	0
				1.20			Former topsoil	0	0
	1.50	ES		1.30			Orange brown clayey gravelly SAND. Coarse gravel of angular sandstone	0	0
				2.45			Sandstone bedrock	0	0
				2.50			End of pit at 2.50 m		

Remarks: Pit terminated on bedrock

Stability:
GroundWater
Remarks:

AGS

ATKINS

Trial Pit Log

Trialpit No
POS 101
Sheet 1 of 2

Project Name: Coed Darcy POS Signoff	Project No. 5122307_POS	Co-ords: - Level: mAOS	Date 16/04/2015
Location: Coed Darcy POS		Dimensions (m): Depth 5.10 m	Scale 1:25
Client: St Modwen			Logged AEM

Water Strike	Samples and In Situ Testing: Depth	Type	Results	Depth (m)	Level (m)	Legend	Stratum Description	Visual Criteria	Olfactory Criteria
	0.50	ES					MADE GROUND. Loose brown sl clayey gravelly SAND. Coarse gravel of sandstone. Occasional clay pockets		
	1.50	ES						0	0
	3.00	ES							
	4.50	ES		4.40			Recovered as weathered sandstone GRAVEL	0	0
							Continued on next sheet		

1 2 3 4 5

Remarks: Pit terminated at extent of machine

Stability:
GroundWater
Remarks:

AGS

ATKINS

Trial Pit Log

Trialpit No
POS 101
Sheet 2 of 2

Project Name: Coed Darcy POS Signoff	Project No. 5122307_POS	Co-ords: - Level: mAOS	Date 16/04/2015
Location: Coed Darcy POS		Dimensions (m): Depth 5.10 m m	Scale 1:25
Client: St Modwen			Logged AEM

Water Strike	Samples and In Situ Testing: Depth	Type	Results	Depth (m)	Level (m)	Legend	Stratum Description	Visual Criteria	Olfactory Criteria
				5.10			End of pit at 5.10 m		

Remarks: Pit terminated at extent of machine

Stability:
GroundWater
Remarks:

AGS

ATKINS

Trial Pit Log

Trialpit No
POS 102
Sheet 1 of 1

Project Name: Coed Darcy POS Signoff	Project No. 5122307_POS	Co-ords: - Level: mAOS	Date 16/04/2015
Location: Coed Darcy POS		Dimensions (m): m Depth 4.70 m	Scale 1:25
Client: St Modwen			Logged AEM

Water Strike	Samples and In Situ Testing			Depth (m)	Level (m)	Legend	Stratum Description	Visual Criteria	Olfactory Criteria
	Depth	Type	Results						
	0.50	ES					MADE GROUND. Brown clayey gravelly SAND with coarse gravel of sandstone and frequent clay pockets	0	0
	2.00	ES							
				3.00					
	3.50	ES					Orange brown sandy gravelly CLAY. Coarse gravel of sandstone	0	0
				4.00					
	4.50	ES					Dark brown clayey sandy GRAVEL of sandstone	0	0
				4.70			End of pit at 4.70 m		

1 2 3 4 5

Remarks: Pit terminated at extent of machine

Stability:
GroundWater
Remarks:

AGS

ATKINS

Trial Pit Log

Trialpit No
POS 103
Sheet 1 of 1

Project Name: Coed Darcy POS Signoff	Project No. 5122307_POS	Co-ords: - Level: mAOS	Date 16/04/2015
Location: Coed Darcy POS		Dimensions (m): Depth 2.80 m m	Scale 1:25
Client: St Modwen			Logged AEM

Water Strike	Samples and In Situ Testing: Depth	Type	Results	Depth (m)	Level (m)	Legend	Stratum Description	Visual Criteria	Olfactory Criteria
	0.50	ES					Dark brown sandy gravelly CLAY. Medium to coarse gravel of quartz and sandstone. Frequent rootlets	0	0
				0.90			Orange brown clayey gravelly SAND. Coarse gravel of angular sandstone		
	1.50	ES						0	0
				2.50			Sandstone bedrock	0	0
				2.80			End of pit at 2.80 m		

Remarks: Pit terminated on bedrock

Stability:
GroundWater
Remarks:

AGS

ATKINS

Trial Pit Log

Trialpit No
POS 104
Sheet 1 of 1

Project Name: Coed Darcy POS Signoff	Project No. 5122307_POS	Co-ords: - Level: mAOS	Date 16/04/2015
Location: Coed Darcy POS		Dimensions (m): m Depth 1.50 m	Scale 1:25
Client: St Modwen			Logged AEM

Water Strike	Samples and In Situ Testing			Depth (m)	Level (m)	Legend	Stratum Description	Visual Criteria	Olfactory Criteria
	Depth	Type	Results						
	0.50	ES					MADE GROUND. Brown sandy GRAVEL of sandstone and brick. Frequent orange brown clay pockets	0	0
				1.30			Sandstone bedrock	0	0
				1.50			End of pit at 1.50 m		

Remarks: Pit terminated on bedrock

Stability:
GroundWater
Remarks:

AGS

ATKINS

Trial Pit Log

Trialpit No
POS 105
Sheet 1 of 1

Project Name: Coed Darcy POS Signoff	Project No. 5122307_POS	Co-ords: - Level: mAOS	Date 16/04/2015
Location: Coed Darcy POS		Dimensions (m): m Depth 3.00 m	Scale 1:25
Client: St Modwen			Logged AEM

Water Strike	Samples and In Situ Testing: Depth	Type	Results	Depth (m)	Level (m)	Legend	Stratum Description	Visual Criteria	Olfactory Criteria
	0.50	ES					MADE GROUND. Brown sandy sl clayey GRAVEL of sandstone	0	0
	1.50	ES		1.30			Orange brown clayey gravelly SAND. Coarse gravel of angular sandstone	0	0
	2.50	ES		2.00			Brown gravelly SAND. Coarse gravel and cobbles of sandstone	0	0
				2.90			Sandstone bedrock	0	0
				3.00			End of pit at 3.00 m		

Remarks: Pit terminated on bedrock

Stability:
GroundWater
Remarks:

AGS

ATKINS

Trial Pit Log

Trialpit No
POS 106
Sheet 1 of 1

Project Name: Coed Darcy POS Signoff	Project No. 5122307_POS	Co-ords: - Level: mAOS	Date 16/04/2015
Location: Coed Darcy POS		Dimensions (m): m Depth 2.20 m	Scale 1:25
Client: St Modwen			Logged AEM

Water Strike	Samples and In Situ Testing: Depth	Type	Results	Depth (m)	Level (m)	Legend	Stratum Description	Visual Criteria	Olfactory Criteria
	0.50	ES		0.70			Brown clayey gravelly SAND. Coarse gravel of sandstone	0	0
				2.10			Recovered as weathered sandstone GRAVEL	0	0
				2.20			Sandstone bedrock	0	0
							End of pit at 2.20 m		

Remarks: Pit terminated on bedrock

Stability:
GroundWater
Remarks:

AGS

ATKINS

Trial Pit Log

Trialpit No
POS 107
Sheet 1 of 1

Project Name: Coed Darcy POS Signoff	Project No. 5122307_POS	Co-ords: - Level: mAOS	Date 16/04/2015
Location: Coed Darcy POS		Dimensions (m): m Depth 1.40 m	Scale 1:25
Client: St Modwen			Logged AEM

Water Strike	Samples and In Situ Testing: Depth	Type	Results	Depth (m)	Level (m)	Legend	Stratum Description	Visual Criteria	Olfactory Criteria
	0.50	ES					Brown gravelly sandy CLAY. Coarse gravel of sandstone	0	0
				1.10			Sandstone bedrock	0	0
				1.40			End of pit at 1.40 m		

Remarks: Pit terminated on bedrock

Stability:
GroundWater
Remarks:

AGS

ATKINS

Trial Pit Log

Trialpit No
POS 108
Sheet 1 of 1

Project Name: Coed Darcy POS Signoff	Project No. 5122307_POS	Co-ords: - Level: mAOS	Date 16/04/2015
Location: Coed Darcy POS		Dimensions (m): m Depth 2.30 m	Scale 1:25
Client: St Modwen			Logged AEM

Water Strike	Samples and In Situ Testing: Depth	Type	Results	Depth (m)	Level (m)	Legend	Stratum Description	Visual Criteria	Olfactory Criteria
				0.10			Topsoil	0	0
							Dark red brown sandy GRAVEL of ballast, slag, sandstone and hardcore	0	0
	0.50	ES		0.60			Brown sandy clayey GRAVEL. Coarse gravel of sandstone	0	0
	1.50	ES		2.00			Recovered as weathered sandstone GRAVEL	0	0
				2.30			End of pit at 2.30 m		

1
2
3
4
5

Remarks: Pit terminated on bedrock

Stability:
GroundWater
Remarks:

AGS

ATKINS

Trial Pit Log

Trialpit No
POS 109
Sheet 1 of 1

Project Name: Coed Darcy POS Signoff	Project No. 5122307_POS	Co-ords: - Level: mAOS	Date 16/04/2015
Location: Coed Darcy POS		Dimensions (m): m Depth 2.50 m	Scale 1:25
Client: St Modwen			Logged AEM

Water Strike	Samples and In Situ Testing: Depth	Type	Results	Depth (m)	Level (m)	Legend	Stratum Description	Visual Criteria	Olfactory Criteria
	0.50	ES		0.80			MADE GROUND. Brown sandy clayey GRAVEL and cobbles of frequent sandstone	0	0
	1.50	ES		1.70			Orange brown sandy gravelly CLAY. Coarse gravel of sandstone	0	0
				2.40			Sandstone bedrock	0	0
				2.50			Recovered as weathered sandstone GRAVEL		
							End of pit at 2.50 m		

1 2 3 4 5

Remarks: Pit terminated on bedrock

Stability:
GroundWater
Remarks:

AGS

ATKINS

Trial Pit Log

Trialpit No
POS 110
Sheet 1 of 1

Project Name: Coed Darcy POS Signoff	Project No. 5122307_POS	Co-ords: - Level: mAOS	Date 16/04/2015
Location: Coed Darcy POS		Dimensions (m): m Depth 1.70 m	Scale 1:25
Client: St Modwen			Logged AEM

Water Strike	Samples and In Situ Testing: Depth	Type	Results	Depth (m)	Level (m)	Legend	Stratum Description	Visual Criteria	Olfactory Criteria
							MADE GROUND. Brown sandy gravelly CLAY. Coarse gravel of sandstone	0	0
	0.50	ES		0.60			MADE GROUND. F-M gravel of mudstone and sandstone	0	0
				0.70			Orange brown clayey gravelly SAND. Coarse gravel of angular sandstone	0	0
	1.50	ES		1.60			Sandstone bedrock	0	0
				1.70			End of pit at 1.70 m		

Remarks: Pit terminated on bedrock

Stability:
GroundWater
Remarks:

AGS

ATKINS

Trial Pit Log

Trialpit No
POS 111
Sheet 1 of 1

Project Name: Coed Darcy POS Signoff	Project No. 5122307_POS	Co-ords: - Level: mAOS	Date 16/04/2015
Location: Coed Darcy POS		Dimensions (m): m Depth 1.20 m	Scale 1:25
Client: St Modwen			Logged AEM

Water Strike	Samples and In Situ Testing: Depth	Type	Results	Depth (m)	Level (m)	Legend	Stratum Description	Visual Criteria	Olfactory Criteria
	0.50	ES					MADE GROUND. Brown sandy GRAVEL of sandstone and mudstone	0	0
				1.10			Sandstone bedrock	0	0
				1.20			End of pit at 1.20 m		

Remarks: Pit terminated on bedrock

Stability:
GroundWater
Remarks:

AGS

ATKINS

Trial Pit Log

Trialpit No
POS 112
Sheet 1 of 1

Project Name: Coed Darcy POS Signoff	Project No. 5122307_POS	Co-ords: - Level: mAOS	Date 16/04/2015
Location: Coed Darcy POS		Dimensions (m): m Depth 0.70 m	Scale 1:25
Client: St Modwen			Logged AEM

Water Strike	Samples and In Situ Testing: Depth	Type	Results	Depth (m)	Level (m)	Legend	Stratum Description	Visual Criteria	Olfactory Criteria
	0.50	ES		0.60			Brown sandy GRAVEL of sandstone	0	0
				0.70			Sandstone bedrock	0	0
							End of pit at 0.70 m		

Remarks: Pit terminated on bedrock

Stability:
GroundWater
Remarks:

AGS

ATKINS

Trial Pit Log

Trialpit No
POS 113
Sheet 1 of 1

Project Name: Coed Darcy POS Signoff	Project No. 5122307_POS	Co-ords: - Level: mAOS	Date 16/04/2015
Location: Coed Darcy POS		Dimensions (m): m Depth 1.90 m	Scale 1:25
Client: St Modwen			Logged AEM

Water Strike	Samples and In Situ Testing: Depth	Type	Results	Depth (m)	Level (m)	Legend	Stratum Description	Visual Criteria	Olfactory Criteria
							Orange brown clayey gravelly SAND. Coarse gravel of angular sandstone	0	0
	0.50	ES		0.40			Sandstone bedrock	0	0
				1.90			End of pit at 1.90 m		

Remarks: Pit terminated on bedrock

Stability:
GroundWater
Remarks:

AGS

ATKINS

Trial Pit Log

Trialpit No
POS 114
Sheet 1 of 1

Project Name: Coed Darcy POS Signoff	Project No. 5122307_POS	Co-ords: - Level: mAOS	Date 16/04/2015
Location: Coed Darcy POS		Dimensions (m): m Depth 2.90 m	Scale 1:25
Client: St Modwen			Logged AEM

Water Strike	Samples and In Situ Testing: Depth	Type	Results	Depth (m)	Level (m)	Legend	Stratum Description	Visual Criteria	Olfactory Criteria
	0.50	ES					MADE GROUND. Brown sandy gravelly clayey GRAVEL. Coarse gravel of sandstone	0	0
	1.50	ES		1.40			Orange brown clayey gravelly SAND. Coarse gravel of angular sandstone	0	0
				2.30			Sandstone bedrock	0	0
				2.90			End of pit at 2.90 m		

1
2
3
4
5

Remarks: Pit terminated on bedrock

Stability:
GroundWater
Remarks:

AGS

ATKINS

Trial Pit Log

Trialpit No
POS 115
Sheet 1 of 1

Project Name: Coed Darcy POS Signoff	Project No. 5122307_POS	Co-ords: - Level: mAOS	Date 20/04/2015
Location: Coed Darcy POS		Dimensions (m): m Depth 1.30 m	Scale 1:25
Client: St Modwen			Logged AEM

Water Strike	Samples and In Situ Testing			Depth (m)	Level (m)	Legend	Stratum Description	Visual Criteria	Olfactory Criteria
	Depth	Type	Results						
	0.50	ES					Brown occasional orange brown clayey gravelly SAND. Coarse gravel of sandstone	0	0
				1.10			Sandstone bedrock	0	0
				1.30			End of pit at 1.30 m		

Remarks: Pit terminated on bedrock

Stability:
GroundWater
Remarks:

ATKINS

Trial Pit Log

Trialpit No
POS 116
Sheet 1 of 1

Project Name: Coed Darcy POS Signoff	Project No. 5122307_POS	Co-ords: - Level: mAOS	Date 20/04/2015
Location: Coed Darcy POS		Dimensions (m): Depth 0.70 m m	Scale 1:25
Client: St Modwen			Logged AEM

Water Strike	Samples and In Situ Testing: Depth	Type	Results	Depth (m)	Level (m)	Legend	Stratum Description	Visual Criteria	Olfactory Criteria
	0.50	ES		0.60			Brown slightly clayey sandy GRAVEL of angular cobbles of sandstone	0	0
				0.70			Sandstone bedrock	0	0
							End of pit at 0.70 m		

Remarks: Pit terminated on bedrock

Stability:
GroundWater
Remarks:

AGS

ATKINS

Trial Pit Log

Trialpit No
POS 117
Sheet 1 of 1

Project Name: Coed Darcy POS Signoff	Project No. 5122307_POS	Co-ords: - Level: mAOS	Date 20/04/2015
Location: Coed Darcy POS		Dimensions (m): m Depth 4.00 m	Scale 1:25
Client: St Modwen			Logged AEM

Water Strike	Samples and In Situ Testing: Depth	Type	Results	Depth (m)	Level (m)	Legend	Stratum Description	Visual Criteria	Olfactory Criteria
							MADE GROUND. GRAVELS of sandstone	0	0
				0.90			Mottled grey and orange gravelly sandy CLAY. Coarse gravel of sandstone	0	0
	1.50	ES							
				2.20			Brown fibrous sandy clayey PEAT. Frequent rootlets	0	0
	2.50	ES		2.60			Firm brown sandy gravelly CLAY. Coarse gravel of sandstone	0	0
	3.50	ES							
				4.00			End of pit at 4.00 m		

1
2
3
4
5

Remarks: Pit terminated due to collapse

Stability:
GroundWater
Remarks:

AGS

ATKINS

Trial Pit Log

Trialpit No
POS 118
Sheet 1 of 1

Project Name: Coed Darcy POS Signoff	Project No. 5122307_POS	Co-ords: - Level: mAOS	Date 20/04/2015
Location: Coed Darcy POS		Dimensions (m): m Depth 3.30 m	Scale 1:25
Client: St Modwen			Logged AEM

Water Strike	Samples and In Situ Testing			Depth (m)	Level (m)	Legend	Stratum Description	Visual Criteria	Olfactory Criteria
	Depth	Type	Results						
	0.30	ES		0.50			MADE GROUND. Brown clayey gravelly SAND. Coarse gravel of sandstone	0	0
				1.30			MADE GROUND. GRAVEL of cobbles of whole brick, concrete, slag and hardcore	0	0
	1.50	ES		1.60			Brown fibrous sandy clayey PEAT. Frequent rootlets	0	0
	2.50	ES		3.30			Soft grey peaty gravelly SILT. Coarse gravel of sandstone	0	0
							End of pit at 3.30 m		

Remarks: Pit terminated due to collapse

Stability:
GroundWater
Remarks:

AGS

ATKINS

Trial Pit Log

Trialpit No
POS 119
Sheet 1 of 1

Project Name: Coed Darcy POS Signoff	Project No. 5122307_POS	Co-ords: - Level: mAOS	Date 20/04/2015
Location: Coed Darcy POS		Dimensions (m): m Depth 0.80 m	Scale 1:25
Client: St Modwen			Logged AEM

Water Strike	Samples and In Situ Testing			Depth (m)	Level (m)	Legend	Stratum Description	Visual Criteria	Olfactory Criteria
	Depth	Type	Results						
	0.30	ES		0.40			MADE GROUND. Brown clayey sandy GRAVEL of sandstone	0	0
				0.60			Recovered as weathered sandstone GRAVEL	0	0
				0.80			Sandstone bedrock	0	0
							End of pit at 0.80 m		

Remarks: Pit terminated on bedrock

Stability:
GroundWater
Remarks:

AGS

ATKINS

Trial Pit Log

Trialpit No
POS 120
Sheet 1 of 1

Project Name: Coed Darcy POS Signoff	Project No. 5122307_POS	Co-ords: - Level: mAOS	Date 20/04/2015
Location: Coed Darcy POS		Dimensions (m): Depth 1.20 m m	Scale 1:25
Client: St Modwen			Logged AEM

Water Strike	Samples and In Situ Testing: Depth	Type	Results	Depth (m)	Level (m)	Legend	Stratum Description	Visual Criteria	Olfactory Criteria
	0.50	ES					Brown slightly clayey sandy GRAVEL of angular cobbles of sandstone	0	0
				0.90			Sandstone bedrock	0	0
				1.20			End of pit at 1.20 m		

Remarks: Pit terminated on bedrock

Stability:
GroundWater
Remarks:

AGS

ATKINS

Trial Pit Log

Trialpit No
POS 121
Sheet 1 of 1

Project Name: Coed Darcy POS Signoff	Project No. 5122307_POS	Co-ords: - Level: mAOS	Date 20/04/2015
Location: Coed Darcy POS		Dimensions (m): m Depth 1.90 m	Scale 1:25
Client: St Modwen			Logged AEM

Water Strike	Samples and In Situ Testing: Depth	Type	Results	Depth (m)	Level (m)	Legend	Stratum Description	Visual Criteria	Olfactory Criteria
	0.50	ES					MADE GROUND. Brown clayey gravelly SAND of sandstone	0	0
	1.50	ES		1.50			Brown slightly clayey sandy GRAVEL of angular cobbles of sandstone	0	0
				1.80			Sandstone bedrock	0	0
				1.90			End of pit at 1.90 m		

1
2
3
4
5

Remarks: Pit terminated on bedrock

Stability:
GroundWater
Remarks:

AGS

ATKINS

Trial Pit Log

Trialpit No
POS 122
Sheet 1 of 1

Project Name: Coed Darcy POS Signoff	Project No. 5122307_POS	Co-ords: - Level: mAOS	Date 20/04/2015
Location: Coed Darcy POS		Dimensions (m): Depth 1.20 m m	Scale 1:25
Client: St Modwen			Logged AEM

Water Strike	Samples and In Situ Testing: Depth	Type	Results	Depth (m)	Level (m)	Legend	Stratum Description	Visual Criteria	Olfactory Criteria
				0.20			Topsoil	0	0
				0.30			MADE GROUND. Brown sandy gravelly CLAY. Coarse gravel of slag and hardcore	0	0
	0.50	ES					Brown slightly clayey gravelly SAND. Coarse gravel of angular cobbles of sandstone	0	0
				0.90			Recovered as weathered sandstone GRAVEL	0	0
				1.10			Sandstone bedrock	0	0
				1.20			End of pit at 1.20 m		

Remarks: Pit terminated on bedrock

Stability:
GroundWater
Remarks:

AGS

ATKINS

Trial Pit Log

Trialpit No
POS 123
Sheet 1 of 1

Project Name: Coed Darcy POS Signoff	Project No. 5122307_POS	Co-ords: - Level: mAOS	Date 20/04/2015
Location: Coed Darcy POS		Dimensions (m): Depth 3.30 m m	Scale 1:25
Client: St Modwen			Logged AEM

Water Strike	Samples and In Situ Testing: Depth	Type	Results	Depth (m)	Level (m)	Legend	Stratum Description	Visual Criteria	Olfactory Criteria
							MADE GROUND. Brown slightly clayey gravelly SAND. Coarse gravel of sandstone.	0	0
	0.50	ES		0.60			MADE GROUND. Red blue brown ashy sandy GRAVEL of frequent whole fire brick and slag	0	0
				2.30			former topsoil	0	0
	2.60	ES		2.50			Soft grey peaty gravelly SILT. Coarse gravel of sandstone	0	0
				3.30			End of pit at 3.30 m		

Remarks: Pit terminated due to collapse

Stability:
GroundWater
Remarks:

AGS

ATKINS

Trial Pit Log

Trialpit No
POS 124
Sheet 1 of 1

Project Name: Coed Darcy POS Signoff	Project No. 5122307_POS	Co-ords: - Level: mAOS	Date 20/04/2015
Location: Coed Darcy POS		Dimensions (m): m Depth 3.40 m	Scale 1:25
Client: St Modwen			Logged AEM

Water Strike	Samples and In Situ Testing			Depth (m)	Level (m)	Legend	Stratum Description	Visual Criteria	Olfactory Criteria
	Depth	Type	Results						
							MADE GROUND. GRAVEL of cobbles of whole brick, concrete, slag and hardcore	0	0
				0.80			Brown fibrous sandy clayey PEAT. Frequent rootlets	0	0
	1.50	ES							
				2.10			Soft grey peaty gravelly SILT. Coarse gravel of sandstone	0	0
	2.50	ES							
				3.40			End of pit at 3.40 m		

1
2
3
4
5

Remarks: Pit terminated due to collapse

Stability:
GroundWater
Remarks:

AGS

ATKINS

Trial Pit Log

Trialpit No
POS 125
Sheet 1 of 1

Project Name: Coed Darcy POS Signoff	Project No. 5122307_POS	Co-ords: - Level: mAOS	Date 20/04/2015
Location: Coed Darcy POS		Dimensions (m): m Depth 4.30 m	Scale 1:25
Client: St Modwen			Logged AEM

Water Strike	Samples and In Situ Testing			Depth (m)	Level (m)	Legend	Stratum Description	Visual Criteria	Olfactory Criteria
	Depth	Type	Results						
							MADE GROUND. GRAVEL of cobbles of whole brick, concrete, slag and hardcore	0	0
				1.60			Brown fibrous sandy clayey PEAT. Frequent rootlets	0	0
	2.00	ES		2.10			Soft grey peaty gravelly SILT. Coarse gravel of sandstone	0	0
	3.50	ES							
				4.30			End of pit at 4.30 m		

1
2
3
4
5

Remarks: Pit terminated due to collapse

Stability:
GroundWater
Remarks:

AGS

Trial Pit Log

Logged JAF **Checked** AP	**Start** 08/08/2014 **End** 08/08/2014	**Equipment, Methods and Remarks** Komatsu PC210 Machine excavated trial pit from GL to 4.10m Terminated on bedrock.	**Dimensions and Orientation** Width 1.55 m Length 4.00 m A D B C 000 (Deg)	**Ground Level** - **Coordinates** - **National Grid** - **Chainage**

Samples and Tests

Depth	Type & No.	Date Records
0.50	ES 1	
1.50	ES 2	
2.50	ES 3	
3.50	ES 4	

Strata

Description	Depth, *Level* (Thickness)	Legend	Backfill/ Instruments
1 (MADE GROUND) Brown sandy clayey subangular to subrounded, fine to coarse GRAVEL of sandstone with low cobble content. Sand is fine to coarse. Cobbles are subangular to subrounded of sandstone and brick. (VO = 0,0)	(1.20)		
2 Orangish brown silty subangular to subrounded, fine to coarse GRAVEL of sandstone with low cobble and boulder content. Cobbles and boulders are subangular to subrounded tabular of sandstone. (VO = 0,0) 1.20-2.80 m Clayey	1.20 (2.90)		
EXPLORATORY HOLE ENDS AT 4.10 m 4.10 m Bedrock.	4.10		

Depth	Type & No.	Records Date

Groundwater Entries

No.	Struck (m)	Post Strike Behaviour

Depth Related Remarks *

From to (m)

Stability Stable

Shoring None

Weather Dry

Notes: For explanation of symbols and abbreviations see key sheet. All depths and reduced levels in metres. Stratum thickness given in brackets in depth column.

Scale 1:25

(c) ESG www.esg.co.uk
426.4817/02/2015 15:57:28

Project Coed Darcy Sitewide Trial Pitting

Project No. H4039-14

Carried out for St Modwen Developments Limited

Trial Pit

IP001

Sheet 1 of 1

Trial Pit Log

Logged JC **Checked** AP	**Start** 08/08/2014 **End** 08/08/2014	**Equipment, Methods and Remarks** Komatsu PC210 Machine excavated trial pit from GL to 1.0m Terminate due to concrete and brick obstruction.	**Dimensions and Orientation** Width 1.40 m Length 3.60 m A D B C	**Ground Level** - **Coordinates** - **National Grid** - **Chainage**

Samples and Tests

Strata

Depth	Type & No.	Date Records	Description	Depth, *Level* (Thickness)	Legend	Backfill/ Instruments
0.50	ES 1		1 (MADE GROUND) Brown SAND and GRAVEL with low cobble content. Sand is fine to coarse. Gravel is subangular to subrounded, fine to coarse of sandstone. Cobbles are angular to subangular of sandstone, brick and concrete. (VO = 0,0)	(1.00)		
			EXPLORATORY HOLE ENDS AT 1.00 m 1.00 m Concrete and brick (possible historic structure).	1.00		

Depth	Type & No.	Records Date

Groundwater Entries

No.	Struck (m)	Post Strike Behaviour
None observed (see Key Sheet)		

Depth Related Remarks *

From to (m)

Stability Stable

Shoring None

Weather Sunny

Notes: For explanation of symbols and abbreviations see key sheet. All depths and reduced levels in metres. Stratum thickness given in brackets in depth column.

Scale 1:25

(c) ESG www.esg.co.uk
426.4818/02/2015 14:12:15

Project Coed Darcy Sitewide Trial Pitting

Project No. H4039-14

Carried out for St Modwen Developments Limited

Trial Pit

IP002

Trial Pit Log

Logged JAF **Checked** AP	**Start** 08/08/2014 **End** 08/08/2014	**Equipment, Methods and Remarks** Komatsu PC210 Machine excavated trial pit from GL to 3.50m Terminated on bedrock.	**Dimensions and Orientation** Width 1.55 m Length 4.00 m A B C D	**Ground Level** - **Coordinates** - **National Grid** - **Chainage**

Samples and Tests

Depth	Type & No.	Date Records
0.50	ES 1	
1.50	ES 2	
2.50	ES 3	
3.50	ES 4	

Strata

Description	Depth, *Level* (Thickness)	Legend	Backfill/ Instruments
1 (MADE GROUND) Brown sandy clayey subangular to subrounded, fine to coarse GRAVEL of sandstone and brick. Sand is fine to coarse. Occasional metal fragments. (VO = 2,2)	(1.20)		
2 Greyish orange sandy clayey subangular to subrounded, fine to coarse GRAVEL of sandstone. Sand is fine to coarse. (VO = 2,2)	1.20 (1.00)		
3 Brown sandy subangular to subrounded, fine to coarse GRAVEL of sandstone. Sand is fine to coarse. (VO = 1,1) 3.00-3.50 m Low cobble content. Cobbles are subronded of sandstone.	2.20 (1.30)		
3.50 m Bedrock. EXPLORATORY HOLE ENDS AT 3.50 m	3.50		

Depth	Type & No.	Records Date

Groundwater Entries

No.	Struck (m)	Post Strike Behaviour

None observed (see Key Sheet)

Depth Related Remarks *

From to (m)

Stability Stable

Shoring None

Weather Dry

Notes: For explanation of symbols and abbreviations see key sheet. All depths and reduced levels in metres. Stratum thickness given in brackets in depth column.

Scale 1:25

(c) ESG www.esg.co.uk
426.4817/02/2015 15:57:36

Project Coed Darcy Sitewide Trial Pitting

Project No. H4039-14

Carried out for St Modwen Developments Limited

Trial Pit

IP003

Sheet 1 of 1

Trial Pit Log

Logged BL **Checked** AP	**Start** 26/06/2014 **End** 26/06/2014	**Equipment, Methods and Remarks** Komatsu PC210 Machine excavated trial pit from GL to 1.9m Terminated on Bedrock	**Dimensions and Orientation** Width 1.90 m Length 3.90 m A / D / B / C, B → 040 (Deg)	**Ground Level** - **Coordinates** - **National Grid** - **Chainage**

Samples and Tests

Depth	Type & No.	Date Records
0.50	ES 1	
1.50	ES 2	

Strata

Description	Depth, *Level* (Thickness)	Legend	Backfill/ Instruments
1 TOPSOIL (VO = 0,0)	(0.30)		
2 Orangish brown SAND and GRAVEL with low cobble content. Gravel is angular to subrounded, fine to coarse of sandstone. Cobbles are angular to subrounded, fine to coarse of sandstone. Sand is fine to coarse. (VO = 0,0)	0.30 (0.90)		
3 Grey slightly sandy gravelly CLAY. Gravel is angular to subrounded, fine to coarse of sandstone. Sand is fine to coarse. (VO = 0,0)	1.20 (0.70)		
EXPLORATORY HOLE ENDS AT 1.90 m 1.90 m Sandstone bedrock.	1.90		

Depth	Type & No.	Records Date

Groundwater Entries

No. Struck (m)	Post Strike Behaviour
None observed (see Key Sheet)	

Depth Related Remarks *

From to (m)

Stability Stable

Shoring None

Weather Rain

Notes: For explanation of symbols and abbreviations see key sheet. All depths and reduced levels in metres. Stratum thickness given in brackets in depth column.

Scale 1:25

(c) ESG www.esg.co.uk
426.4805/02/2015 16:20:25

Project Coed Darcy Sitewide Trial Pitting

Project No. H4039-14

Carried out for St Modwen Developments Limited

Trial Pit

IP004

Sheet 1 of 1

Trial Pit Log

Logged BL **Checked** AP	**Start** 26/06/2014 **End** 26/06/2014	**Equipment, Methods and Remarks** Komatsu PC210 Machine excavated trial pit from GL to 2.3m Terminated on bedrock	**Dimensions and Orientation** Width 1.90 m Length 4.20 m A D B C
Ground Level - **Coordinates** - **National Grid** - **Chainage**			

Samples and Tests

Strata

Depth	Type & No.	Date Records	Description	Depth, *Level* (Thickness)	Legend	Backfill/ Instruments
			1 (MADE GROUND) Brown subrounded gravelly clayey fine to coarse SAND. Gravel is angular to subrounded, fine to coarse of sandstone, brick and burnt shale. (VO = 0,0)	(0.40)		
0.50	ES 1		2 Orangish brown SAND and GRAVEL with low cobble content. Sand is fine to coarse. Gravel is angular to subrounded, fine to coarse of sandstone. Cobbles are angular to subrounded of sandstone. (VO = 0,0)	0.40 (0.80)		
1.50	ES 2		3 Grey slightly sandy gravelly CLAY with low cobble content. Sand is fine to coarse. Gravel is angular to rounded, fine to coarse of sandstone. Cobbles are subangular to rounded of sandstone. (VO = 0,0)	1.20 (1.10)		
			EXPLORATORY HOLE ENDS AT 2.30 m 2.30 m Sandstone Bedrock	2.30		
Depth	**Type & No.**	**Records Date**				

Groundwater Entries

No.	Struck (m)	Post Strike Behaviour
None observed (see Key Sheet)		

Depth Related Remarks *
From to (m)

Stability Stable
Shoring None
Weather Overcast

Notes: For explanation of symbols and abbreviations see key sheet. All depths and reduced levels in metres. Stratum thickness given in brackets in depth column.

Scale 1:25

(c) ESG www.esg.co.uk
426.4806/05/2015 13:05:54

Project Coed Darcy Sitewide Trial Pitting
Project No. H4039-14
Carried out for St Modwen Developments Limited

Trial Pit
IP005
Sheet 1 of 1

Trial Pit Log

Logged DD **Checked** AP	**Start** 16/07/2014 **End** 16/07/2014	**Equipment, Methods and Remarks** Komatsu PC210 Machine excavated trial pit from 3.00m Terminated on bedrock	**Dimensions and Orientation** Width 1.50 m Length 3.50 m A / D / B / C 200 (Deg)	**Ground Level** - **Coordinates** - **National Grid** - **Chainage**

Samples and Tests

Depth	Type & No.	Date Records
0.50	ES 1	
1.50	ES 2	
2.50	ES 3	

Strata

Description	Depth, *Level* (Thickness)	Legend	Backfill/ Instruments
1 (MADE GROUND) Firm to stiff brown mottled orange slightly sandy gravelly CLAY with medium to high cobble content. Gravel is subangular to subrounded, fine to coarse of siltstone, sandstone and brick. Cobbles are subangular to subrounded of siltstone, sandstone, brick. Occasional metal cable. (VO = 2,2)	(0.90)		
2 Soft to firm grey and light grey slightly sandy silty gravelly CLAY with low to medium cobble content. Gravel is subangular to subrounded, fine to coarse of siltstone and sandstone. Sand is fine. Cobbles are subrounded to rounded of sandstone. (VO = 1,2)	0.90 (1.30)		
3 Stiff grey mottled brown slightly sandy gravelly CLAY with medium cobble and low to medium boulder content. Cobbles are subrounded to rounded of sandstone. (VO = 1,2)	2.20 (0.80)		
EXPLORATORY HOLE ENDS AT 3.00 m 3.00 m Sandstone bedrock	3.00		

Depth	Type & No.	Records Date

Groundwater Entries

No. Struck (m)	Post Strike Behaviour
None observed (see Key Sheet)	

Depth Related Remarks *

From to (m)

Stability Stable

Shoring None

Weather Overcast

Notes: For explanation of symbols and abbreviations see key sheet. All depths and reduced levels in metres. Stratum thickness given in brackets in depth column.

Scale 1:25

(c) ESG www.esg.co.uk
426.4806/05/2015 13:05:58

Project Coed Darcy Sitewide Trial Pitting

Project No. H4039-14

Carried out for St Modwen Developments Limited

Trial Pit

IP006

Sheet 1 of 1

Trial Pit Log

Logged DD **Checked** AP	**Start** 16/07/2014 **End** 16/07/2014	**Equipment, Methods and Remarks** Komatsu PC210 Machine excavated trial pit from GL to 1.6m Terminated on bedrock	**Dimensions and Orientation** Width 1.50 m Length 3.50 m A / D / B / C, 170 (Deg)	**Ground Level** - **Coordinates** - **National Grid** - **Chainage**

Samples and Tests

Strata

Depth	Type & No.	Date Records	Description	Depth, *Level* (Thickness)	Legend	Backfill/ Instruments
0.50	ES 1		1 (MADE GROUND) Stiff brown to light brown occasionally orange stained gravelly sandy CLAY with medium to high cobble content. Gravel is subangular to subrounded, fine to coarse of siltstone and sandstone. Cobbles are subrounded to rounded occasionally tabular of siltstone, sandstone and bricks. (VO = 1,0)	(1.60)		
1.50	ES 2		1.30-1.60 m High boulder content. Boulders are subrounded of sandstone.			
			EXPLORATORY HOLE ENDS AT 1.60 m 1.60 m Terminated on bedrock	1.60		

Depth	Type & No.	Records Date

Groundwater Entries

No.	Struck (m)	Post Strike Behaviour

None observed (see Key Sheet)

Depth Related Remarks *

From **to (m)**

Stability Stable

Shoring None

Weather Overcast

Notes: For explanation of symbols and abbreviations see key sheet. All depths and reduced levels in metres. Stratum thickness given in brackets in depth column.

Scale 1:25

(c) ESG www.esg.co.uk
426.4806/05/2015 13:06:04

Project Coed Darcy Sitewide Trial Pitting

Project No. H4039-14

Carried out for St Modwen Developments Limited

Trial Pit

IP007

Sheet 1 of 1

Trial Pit Log

Logged JAF **Checked** IRC	**Start** 04/07/2014 **End** 04/07/2014	**Equipment, Methods and Remarks** Not dug - too close to haul road - H & S issues	**Dimensions and Orientation** Width - Length -	**Ground Level** - **Coordinates** - **National Grid** - **Chainage**

Samples and Tests

Depth	Type & No.	Date Records

Strata

Description	Depth, *Level* (Thickness)	Legend	Backfill/ Instruments
EXPLORATORY HOLE ENDS AT 0.00 m			

Depth	Type & No.	Records Date

Groundwater Entries

No. Struck (m)	Post Strike Behaviour

None observed (see Key Sheet)

Depth Related Remarks *

From to (m)

Stability

Shoring

Weather Dry

Notes: For explanation of symbols and abbreviations see key sheet. All depths and reduced levels in metres. Stratum thickness given in brackets in depth column.

Scale 1:25

(c) ESG www.esg.co.uk
426.4820/11/2014 16:45:17

Project Coed Darcy Sitewide Trial Pitting

Project No. H4039-14

Carried out for St Modwen Developments Limited

Trial Pit

IP009

Trial Pit Log

Logged JAF **Checked** AP	**Start** 15/07/2014 **End** 15/07/2014	**Equipment, Methods and Remarks** Komatsu PC210 Machine excavated trial pit from GL to 4.0m Terminated on bedrock.	**Dimensions and Orientation** Width 1.55 m Length 4.00 m	**Ground Level** - **Coordinates** - **National Grid** - **Chainage**

Samples and Tests

Depth	Type & No.	Date Records
0.50	ES 1	
1.50	ES 2	
2.50	ES 3	
3.50	ES 4	

Strata

Description	Depth, *Level* (Thickness)	Legend	Backfill/ Instruments
1 Brown silty sandy subangular to subrounded, fine to coarse GRAVEL of sandstone with low cobble content. Sand is fine to coarse. Cobbles are subrounded of sandstone. (VO = 0,0)	(0.90)		
2 Orangish brown sandy subangular to subrounded, fine to coarse GRAVEL of sandstone. Sand is fine to coarse. (VO = 0,0)	0.90 (1.10)		
3 Greyish brown silty sandy subangular to subrounded, fine to coarse GRAVEL of sandstone with low cobble and boulder content. Cobbles and boulders are subrounded tabular of sandstone. (VO = 0,0)	2.00 (2.00)		
EXPLORATORY HOLE ENDS AT 4.00 m — 4.00 m Bedrock.	4.00		

Depth	Type & No.	Records Date

Groundwater Entries

No. Struck (m)	Post Strike Behaviour
None observed (see Key Sheet)	

Depth Related Remarks *

From to (m)

Stability Stable

Shoring None

Weather Dry

Notes: For explanation of symbols and abbreviations see key sheet. All depths and reduced levels in metres. Stratum thickness given in brackets in depth column.

Scale 1:25

(c) ESG www.esg.co.uk
426.4813/05/2015 16:55:42

Project Coed Darcy Sitewide Trial Pitting

Project No. H4039-14

Carried out for St Modwen Developments Limited

Trial Pit

IP0091

Trial Pit Log

Logged JAF **Checked** AP	**Start** 08/08/2014 **End** 08/08/2014	**Equipment, Methods and Remarks** Komatsu PC210 Machine excavated trial pit from GL to 4.10m Terminated on bedrock.	**Dimensions and Orientation** Width 1.55 m Length 4.00 m A B C D	**Ground Level** - **Coordinates** - **National Grid** - **Chainage**

Samples and Tests

Depth	Type & No.	Date Records
0.50	ES 1	
1.50	ES 2	
1.80	ES 3	
2.50	ES 4	
3.50	ES 5	

Strata

Description	Depth, *Level* (Thickness)	Legend	Backfill/ Instruments
1 (MADE GROUND) Brown sandy clayey subangular to subrounded, fine to coarse GRAVEL of sandstone and brick. Sand is fine to coarse. Frequent pipes. Frequent metal and plastic fragments. (VO = 0,0)	(1.00)		
2 Black silty subangular to subrounded, fine to coarse GRAVEL of sandstone with low boulder content. Boulders are subangular to subrounded tabular of sandstone. (VO = 0,0)	1.00 (0.60)		
3 Black psedofibrous PEAT. (VO = 0,0)	1.60 (0.40)		
4 Firm grey slightly gravelly CLAY. Gravel is angular to subangular, fine to medium of sandstone. (VO = 0,0)	2.00 (1.20)		
5 Grey clayey subangular to subrounded, fine to coarse GRAVEL of sandstone with low cobble content. Cobbles are subrounded of sandstone. (VO = 0,0)	3.20 (0.90)		
4.10 m Bedrock EXPLORATORY HOLE ENDS AT 4.10 m	4.10		

Depth	Type & No.	Records Date

Groundwater Entries

No. Struck (m)	Post Strike Behaviour
None observed (see Key Sheet)	

Depth Related Remarks *

From to (m)

Stability Unstable

Shoring None

Weather Dry

Notes: For explanation of symbols and abbreviations see key sheet. All depths and reduced levels in metres. Stratum thickness given in brackets in depth column.

Scale 1:25

(c) ESG www.esg.co.uk
426.4818/02/2015 14:12:18

Project Coed Darcy Sitewide Trial Pitting

Project No. H4039-14

Carried out for St Modwen Developments Limited

Trial Pit

IP010

Sheet 1 of 1

Trial Pit Log

Logged JAF **Checked** AP	**Start** 08/08/2014 **End** 08/08/2014	**Equipment, Methods and Remarks** Komatsu PC210 Machine excavated trial pit from GL to 4.80m Terminated on bedrock.	**Dimensions and Orientation** Width 1.55 m Length 4.00 m	**Ground Level** - **Coordinates** - **National Grid** - **Chainage**

Samples and Tests

Depth	Type & No.	Date Records
0.50	ES 1	
1.50	ES 2	
2.50	ES 3	
3.50	ES 4	

Strata

Description	Depth, *Level* (Thickness)	Legend	Backfill/ Instruments
1 Brown sandy silty subangular to subrounded, fine to coarse GRAVEL of sandstone. Sand is fine to coarse. (VO = 0,0)	(1.00)		
2 Orangish brown sandy clayey subangular to subrounded, fine to coarse GRAVEL of sandstone. Sand is fine to coarse. (VO = 0,0)	1.00 (2.00)		
3 Greyish brown silty subangular to subrounded, fine to coarse GRAVEL of sandstone. (VO = 0,0) 3.50-4.75 m Medium cobble and low boulder content. Cobbles and boulders are subrounded of sandstone.	3.00 (1.80)		
4.80 m Bedrock. EXPLORATORY HOLE ENDS AT 4.80 m	4.80		

Depth	Type & No.	Records Date

Groundwater Entries

No. Struck (m)	Post Strike Behaviour
None observed (see Key Sheet)	

Depth Related Remarks *

From to (m)

Stability Unstable

Shoring None

Weather Dry

Notes: For explanation of symbols and abbreviations see key sheet. All depths and reduced levels in metres. Stratum thickness given in brackets in depth column.

Scale 1:25

(c) ESG www.esg.co.uk
426.4817/02/2015 15:57:41

Project Coed Darcy Sitewide Trial Pitting

Project No. H4039-14

Carried out for St Modwen Developments Limited

Trial Pit

IP012

Trial Pit Log

Logged JAF **Checked** AP	**Start** 08/08/2014 **End** 08/08/2014	**Equipment, Methods and Remarks** Komatsu PC210 Machine excavated trial pit from GL to 3.70m Terminated on bedrock.	**Dimensions and Orientation** Width 1.55 m Length 4.00 m A B C D	**Ground Level** - **Coordinates** - **National Grid** - **Chainage**

Samples and Tests

Depth	Type & No.	Date Records
0.50	ES 1	
1.50	ES 2	
2.50	ES 3	
3.50	ES 4	

Strata

Description	Depth, *Level* (Thickness)	Legend	Backfill/ Instruments
1 Brown silty sandy subangular to subrounded, fine to coarse GRAVEL of sandstone. Sand is fine to coarse. (VO = 0,0)	(0.90)		
2 Orangish brown sandy clayey subangular to subrounded, fine to coarse GRAVEL of sandstone. Sand is fine to coarse. (VO = 0,0)	0.90 (1.10)		
3 Grey silty clayey subangular to subrounded, fine to coarse GRAVEL of sandstone with low boulder content. Boulders are subangular to subrounded tabular of sandstone. (VO = 1,1)	2.00 (1.20)		
4 Greyish brown slightly sandy clayey subangular to subrounded, fine to coarse GRAVEL of sandstone. Sand is fine to coarse. (VO = 2,2)	3.20 (0.50)		
EXPLORATORY HOLE ENDS AT 3.70 m — 3.70 m Bedrock.	3.70		

Depth	Type & No.	Records Date

Groundwater Entries

No.	Struck (m)	Post Strike Behaviour

None observed (see Key Sheet)

Depth Related Remarks *

From to (m)

Stability Unstable

Shoring None

Weather Dry

Notes: For explanation of symbols and abbreviations see key sheet. All depths and reduced levels in metres. Stratum thickness given in brackets in depth column.

Scale 1:25

(c) ESG www.esg.co.uk
426.4817/02/2015 15:57:44

Project Coed Darcy Sitewide Trial Pitting

Project No. H4039-14

Carried out for St Modwen Developments Limited

Trial Pit

IP013

Sheet 1 of 1

Trial Pit Log

Logged JAF **Checked** AJ	**Start** 26/08/2014 **End** 26/08/2014	**Equipment, Methods and Remarks** Komatsu PC210 Machine excavated trial pit from GL to 1.00m Terminated due to instabiliaty and water	**Dimensions and Orientation** Width 1.55 m Length 4.00 m A D B C	**Ground Level** - **Coordinates** - **National Grid** - **Chainage**

Samples and Tests

Depth	Type & No.	Date Records
		*

Strata

Description	Depth, *Level* (Thickness)	Legend	Backfill/ Instruments
1 Brown silty subangular to subrounded, fine to coarse GRAVEL of sandstone. (VO = 0,0)	(1.00)		
EXPLORATORY HOLE ENDS AT 1.00 m	1.00		

Depth	Type & No.	Records Date

Groundwater Entries

No.	Struck (m)	Post Strike Behaviour
1	0.00	Steady ingress from GL

Depth Related Remarks *

From	to (m)	
0.00	1.00	No Samples Obtained

Stability Unstable

Shoring None

Weather Dry

Notes: For explanation of symbols and abbreviations see key sheet. All depths and reduced levels in metres. Stratum thickness given in brackets in depth column.

Scale 1:25

(c) ESG www.esg.co.uk
426.4818/11/2014 11:51:38

Project Coed Darcy Sitewide Trial Pitting

Project No. H4039-14

Carried out for St Modwen Developments Limited

Trial Pit

IP014

Trial Pit Log

Logged LF **Checked** AP	**Start** 02/07/2014 **End** 02/07/2014	**Equipment, Methods and Remarks** Komatsu PC210 Machine excavated trial pit from GL to 3.30m. Terminated on possible bedrock.	**Dimensions and Orientation** Width 1.60 m Length 3.10 m A D B C 080 (Deg)	**Ground Level** - **Coordinates** - **National Grid** - **Chainage**

Samples and Tests

Depth	Type & No.	Date Records
0.50	ES 1	
1.50	ES 2	
2.50	ES 3	
3.30	ES 4	

Strata

Description	Depth, *Level* (Thickness)	Legend	Backfill/ Instruments
1 (MADE GROUND) Brown slightly sandy clayey angular to subrounded, fine to coarse GRAVEL of sandstone, concrete and brick with medium cobble content. Sand is fine. Cobbles are subangular to rounded of sandstone. (VO = 0,0)	(1.00)		
2 (MADE GROUND) Brown becoming grey clayey SAND and GRAVEL with medium cobble content. Sand is fine. Gravel is subangular to rounded, fine to coarse of sandstone. Cobbles are subangular to rounded of sandstone. Slight hydrocarbon odour. Rare dark staining. (VO = 1,1)	1.00 (1.20)		
3 Brown slightly sandy clayey subangular to rounded, fine to coarse GRAVEL of sandstone with high cobble content. Sand is fine. Cobbles are subangular to rounded of sandstone. (VO = 0,0)	2.20 (1.10)		
EXPLORATORY HOLE ENDS AT 3.30 m 3.30 m Possible bedrock.	3.30		

Depth	Type & No.	Records Date

Groundwater Entries

No.	Struck (m)	Post Strike Behaviour

None observed (see Key Sheet)

Depth Related Remarks *

From to (m)

Stability Stable

Shoring None

Weather Dry

Notes: For explanation of symbols and abbreviations see key sheet. All depths and reduced levels in metres. Stratum thickness given in brackets in depth column.

Scale 1:25

(c) ESG www.esg.co.uk
426.4814/05/2015 11:30:35

Project Coed Darcy Sitewide Trial Pitting

Project No. H4039-14

Carried out for St Modwen Developments Limited

Trial Pit

IP0143

Trial Pit Log

Logged JAF **Checked** AP	**Start** 18/07/2014 **End** 18/07/2014	**Equipment, Methods and Remarks** Komatsu Pc210 Machine excavated trial pit from GL to 4.00m. Terminated on bedrock.	**Dimensions and Orientation** Width 1.50 m Length 4.50 m 	**Ground Level** - **Coordinates** - **National Grid** - **Chainage**

Samples and Tests

Depth	Type & No.	Date Records
0.50	ES 1	
1.50	ES 2	
2.50	ES 3	
3.50	ES 4	

Strata

Description	Depth, *Level* (Thickness)	Legend	Backfill/ Instruments
1 (MADE GROUND) Brown sandy gravelly CLAY with low cobble content. Gravel is subangular to subrounded, fine to coarse of sandstone. Cobbles are subangular of sandstone.	(1.00)		
2 (MADE GROUND) Greyish brown sandy clayey subangular to subrounded, fine to coarse GRAVEL of sandstone with medium cobble content. Sand is fine to coarse. Cobbles are tabular, subangular of sandstone.	1.00 (1.00)		
3 (MADE GROUND) Orangish grey sandy clayey subangular to subrounded, fine to coarse GRAVEL of sandstone with low cobble content. Sand is fine to coarse. Cobbles are subangular, tabular of sandstone.	2.00 (1.00)		
4 (MADE GROUND) Greyish brown sandy clayey subangular to subrounded, fine to coarse GRAVEL of sandstone with tabular cobbles of sandstone.	3.00 (1.00)		
4.00 m Bedrock. EXPLORATORY HOLE ENDS AT 4.00 m	4.00		

Depth	Type & No.	Records Date

Groundwater Entries

No.	Struck (m)	Post Strike Behaviour
None observed (see Key Sheet)		

Depth Related Remarks *

From to (m)

Stability Unstable

Shoring None

Weather Dry

Notes: For explanation of symbols and abbreviations see key sheet. All depths and reduced levels in metres. Stratum thickness given in brackets in depth column.

Scale 1:25

(c) ESG www.esg.co.uk
426.4814/05/2015 11:30:39

Project Coed Darcy Sitewide Trial Pitting

Project No. H4039-14

Carried out for St Modwen Developments Limited

Trial Pit

IP0194

Sheet 1 of 1

Trial Pit Log

Logged JAF **Checked** AP	**Start** 02/07/2014 **End** 02/07/2014	**Equipment, Methods and Remarks** Komatsu PC210 Machine excavated trial pit from GL to 4.50m Terminated on bedrock	**Dimensions and Orientation** Width 1.55 m Length 4.00 m A D B C	**Ground Level** - **Coordinates** - **National Grid** - **Chainage**

Samples and Tests

Depth	Type & No.	Date Records
0.50	ES 1	
1.50	ES 2	
2.50	ES 3	
3.50	ES 4	
3.90	ES 5	

Strata

Description	Depth, *Level* (Thickness)	Legend	Backfill/ Instruments
1 (MADE GROUND) Brown and black silty sandy angular to subrounded, fine to coarse GRAVEL of brick and coal. Rare subrounded boulders of sandstone. (VO = 0,0)	(0.80)		
2 (MADE GROUND) Brown slightly sandy silty subangular to subrounded, fine to coarse GRAVEL of brick and sandstone. Occasional subrounded boulders of sandstone. (VO = 0,0)	0.80 (1.20)		
3 (MADE GROUND) Brown slightly clayey sandy angular to subrounded, fine to coarse GRAVEL of sandstone. (VO = 1,1)	2.00 (1.70)		
4 Grey clayey fine to coarse SAND. Occasional subangular to subrounded gravel of sandstone and subrounded to rounded boulders of grey sandstone. (VO = 0,0)	3.70 (0.80)		1
EXPLORATORY HOLE ENDS AT 4.50 m 4.50 m Sandstone bedrock	4.50		

Depth	Type & No.	Records Date

Groundwater Entries

No.	Struck (m)	Post Strike Behaviour
1	3.70	Slow ingress of water

Depth Related Remarks *
From to (m)

Stability Stable
Shoring None
Weather Dry

Notes: For explanation of symbols and abbreviations see key sheet. All depths and reduced levels in metres. Stratum thickness given in brackets in depth column.

Scale 1:25

(c) ESG www.esg.co.uk
426.4814/08/2014 11:15:41

Project Coed Darcy Sitewide Trial Pitting
Project No. H4039-14
Carried out for St Modwen Developments Limited

Trial Pit
IP020
Sheet 1 of 1

Trial Pit Log

Logged JAF **Checked** AP	**Start** 30/06/2014 **End** 30/06/2014	**Equipment, Methods and Remarks** Komatsu PC210 Machine excavated trial pit from GL to 5.00m Terminated at maximum reach of excavator.	**Dimensions and Orientation** Width 1.55 m Length 2.50 m A / D / B / C 040 (Deg)	**Ground Level** - **Coordinates** - **National Grid** - **Chainage**

Samples and Tests

Depth	Type & No.	Date Records
0.50	ES 1	
1.50	ES 2	
2.50	ES 3	
4.00	ES 4	
4.75	ES 5	

Strata

Description	Depth, *Level* (Thickness)	Legend	Backfill/ Instruments
1 Orangish brown sandy fine to coarse subrounded GRAVEL of sandstone. Rare pockets of ash. (VO = 1,0)	(2.00)		
2 Greyish brown slightly clayey silty angular to subrounded, fine to coarse GRAVEL of sandstone. (VO = 0,0)	2.00 (1.50)		
3 Loose grey occasionally black stained slightly sandy clayey subrounded to rounded, fine to coarse GRAVEL of sandstone with low cobble content. Cobbles are subrounded of sandstone. (VO = 2,2)	3.50 (1.00)		
4 Grey slightly sandy clayey angular to rounded, fine to coarse GRAVEL of sandstone.	4.50 (0.50)		
EXPLORATORY HOLE ENDS AT 5.00 m			

Depth	Type & No.	Records Date

Groundwater Entries

No. Struck (m)	Post Strike Behaviour
None observed (see Key Sheet)	

Depth Related Remarks *

From to (m)

Stability Stable

Shoring None

Weather Dry

Notes: For explanation of symbols and abbreviations see key sheet. All depths and reduced levels in metres. Stratum thickness given in brackets in depth column.

Scale 1:25

(c) ESG www.esg.co.uk
426.4804/08/2014 09:25:54

Project Coed Darcy Sitewide Trial Pitting

Project No. H4039-14

Carried out for St Modwen Developments Limited

Trial Pit

IP021

Trial Pit Log

Logged JAF **Checked** AP	**Start** 30/06/2014 **End** 30/06/2014	**Equipment, Methods and Remarks** Komatsu PC210 Machine excavated trial pit from GL to 4.00m Unable to excavate beyond 4.00m	**Dimensions and Orientation** Width 1.55 m Length 2.50 m A / D / B / C 000 (Deg)	**Ground Level** - **Coordinates** - **National Grid** - **Chainage**

Samples and Tests

Depth	Type & No.	Date Records
0.50	ES 1	
1.50	ES 2	
2.50	ES 3	
3.50	ES 4	

Strata

Description	Depth, *Level* (Thickness)	Legend	Backfill/ Instruments
2 (MADE GROUND) Topsoil over brown angular to subrounded, fine to coarse GRAVEL of sandstone, slate, brick and rare quartz with low cobble content. Rare rootlets and wood fragments. Cobbles are subrounded of sandstone and brick. (VO = 0,0)	(1.70)		
3 Grey brown slightly silty sandy angular to subrounded, fine to coarse GRAVEL of sandstone with medium cobble content. Cobbles are subrounded of sandstone. (VO = 0,0)	1.70 (2.30)		
EXPLORATORY HOLE ENDS AT 4.00 m	4.00	1	

Depth	Type & No.	Records Date

Groundwater Entries

No.	Struck (m)	Post Strike Behaviour
1	4.00	Damp

Depth Related Remarks *
From to (m)

Stability Stable
Shoring None
Weather Dry

Notes: For explanation of symbols and abbreviations see key sheet. All depths and reduced levels in metres. Stratum thickness given in brackets in depth column.

Scale 1:25

(c) ESG www.esg.co.uk
426.4806/05/2015 13:06:20

Project Coed Darcy Sitewide Trial Pitting
Project No. H4039-14
Carried out for St Modwen Developments Limited

Trial Pit
IP022
Sheet 1 of 1

Trial Pit Log

Logged BL **Checked** AP	**Start** 27/06/2014 **End** 27/06/2014	**Equipment, Methods and Remarks** Komatsu PC210 Machine excavated trial pit from GL to 1.8m Terminated due to water inflow.	**Dimensions and Orientation** Width 1.90 m Length 3.50 m A / D / B / C, 080 (Deg)	**Ground Level** - **Coordinates** - **National Grid** - **Chainage**

Samples and Tests

Strata

Depth	Type & No.	Date Records	Description	Depth, *Level* (Thickness)	Legend	Backfill/ Instruments
			1 (MADE GROUND) Cobbles of bricks with frequent waste including plastic and metal. (VO = 2,3)	(0.50)		
0.50	ES 1		2 Brown SAND and GRAVEL with high cobble content. Gravel is angular to subrounded, fine to coarse of sandstone. Cobbles are angular to subrounded, fine to coarse of sandstone. Sand is fine to coarse. (VO = 1,1)	0.50 (1.30)		1
1.50	ES 2					2
			EXPLORATORY HOLE ENDS AT 1.80 m	1.80		
Depth	**Type & No.**	**Records Date**				

Groundwater Entries

No.	Struck (m)	Post Strike Behaviour
1	1.20	Slow seepage.
2	1.80	Fast inflow.

Depth Related Remarks *
From to (m)

Stability Stable
Shoring none
Weather Dry

Notes: For explanation of symbols and abbreviations see key sheet. All depths and reduced levels in metres. Stratum thickness given in brackets in depth column.

Scale 1:25

(c) ESG www.esg.co.uk
426.4823/07/2014 14:25:45

Project Coed Darcy Sitewide Trial Pitting
Project No. H4039-14
Carried out for St Modwen Developments Limited

Trial Pit
IP027
Sheet 1 of 1

Trial Pit Log

Logged DD **Checked** AP	**Start** 16/07/2014 **End** 16/07/2014	**Equipment, Methods and Remarks** Komatsu PC210 Machine excavated from GL to 2.4m Terminated on bedrock	**Dimensions and Orientation** Width 1.50 m Length 3.50 m A B C D 270 (Deg)	**Ground Level** - **Coordinates** - **National Grid** - **Chainage**

Samples and Tests

Depth	Type & No.	Date Records
0.50	ES 1	
1.50	ES 2	

Strata

Description	Depth, *Level* (Thickness)	Legend	Backfill/ Instruments
1 Firm to soft brown locally mottled grey sandy gravelly CLAY with medium to high cobble content and low to medium boulder content. Gravel is subangular to subrounded, fine to coarse of siltstone and sandstone. Cobbles and boulders are subrounded of siltstone and sandstone. (VO = 1,0) 0.00-0.50 m Pockets of dark grey organic clay and peat. 2.00-2.40 m Locally high boulder content.	(2.40)		1
2.40 m Bedrock EXPLORATORY HOLE ENDS AT 2.40 m	2.40		

Depth	Type & No.	Records Date

Groundwater Entries

No.	Struck (m)	Post Strike Behaviour
1	1.10	Seepage

Depth Related Remarks *
From to (m)

Stability Collapsing
Shoring None
Weather Overcast

Notes: For explanation of symbols and abbreviations see key sheet. All depths and reduced levels in metres. Stratum thickness given in brackets in depth column.

Scale 1:25

(c) ESG www.esg.co.uk
426.4819/08/2014 14:34:54

Project Coed Darcy Sitewide Trial Pitting
Project No. H4039-14
Carried out for St Modwen Developments Limited

Trial Pit
IP028
Sheet 1 of 1

Trial Pit Log

Logged JAF **Checked** AP	**Start** 18/08/2014 **End** 18/08/2014	**Equipment, Methods and Remarks** Komatsu PC210 Machine excavated trial pit from GL to 3.20m Terminated due to collapse.	**Dimensions and Orientation** Width 1.55 m Length 4.00 m A B C D	**Ground Level** - **Coordinates** - **National Grid** - **Chainage**

Samples and Tests

Depth	Type & No.	Date Records
0.50	ES 1	
1.50	ES 2	
2.50	ES 3	

Strata

Description	Depth, *Level* (Thickness)	Legend	Backfill/ Instruments
1 Topsoil over brown slightly clayey silty subangular to subrounded, fine to coarse GRAVEL of sandstone. (VO = 0,0)	(0.90)		
2 Orangish brown sandy clayey subangular to subrounded, fine to coarse GRAVEL of sandstone. (VO = 0,0)	0.90 (0.90)		
3 Greyish brown sandy clayey subangular to subrounded, fine to coarse GRAVEL of sandstone. (VO = 0,0) 2.20-3.20 m High cobble content. Cobbles are subrounded of sandstone.	1.80 (1.40)		
EXPLORATORY HOLE ENDS AT 3.20 m	3.20		

Depth	Type & No.	Records Date

Groundwater Entries

No.	Struck (m)	Post Strike Behaviour
None observed (see Key Sheet)		

Depth Related Remarks *

From to (m)

Stability Unstable

Shoring None

Weather Showers

Notes: For explanation of symbols and abbreviations see key sheet. All depths and reduced levels in metres. Stratum thickness given in brackets in depth column.

Scale 1:25

(c) ESG www.esg.co.uk
426.4818/09/2014 11:53:03

Project Coed Darcy Sitewide Trial Pitting

Project No. H4039-14

Carried out for St Modwen Developments Limited

Trial Pit

IP029

Sheet 1 of 1

Trial Pit Log

Logged SK **Checked** AP	**Start** 03/07/2014 **End** 03/07/2014	**Equipment, Methods and Remarks** Komatsu PC210 Machine excavated trial pit from GL to 3.80m Terminated due to collapse.	**Dimensions and Orientation** Width 1.70 m Length 5.40 m A / D / B / C, 170 (Deg)	**Ground Level** - **Coordinates** - **National Grid** - **Chainage**

Samples and Tests

Depth	Type & No.	Date Records
0.50	ES 1	
1.50	ES 2	
2.50	ES 3	
3.50	ES 4	

Strata

Description	Depth, *Level* (Thickness)	Legend	Backfill/ Instruments
1 Orangish brown sandy slightly clayey subangular to subrounded, fine to coarse GRAVEL of sandstone and siltstone with low to medium cobble content. Sand is fine to coarse. Cobbles are subrounded sandstone. (VO = 0,0)	(0.80)		
2 Greyish brown locally clayey sandy subangular to subrounded, fine to coarse GRAVEL of sandstone and siltstone with medium cobble content and low boulder content. Cobbles and boulders are angular to subrounded of sandstone and siltstone. (VO = 0,0) 1.40-2.50 m High cobble and boulder content.	0.80 (3.00)		
EXPLORATORY HOLE ENDS AT 3.80 m	3.80		

Depth	Type & No.	Records Date

Groundwater Entries

No.	Struck (m)	Post Strike Behaviour

None observed (see Key Sheet)

Depth Related Remarks *

From to (m)

Stability Collapse face D 0.6 to 3.0m

Shoring None

Weather Overcast windy

Notes: For explanation of symbols and abbreviations see key sheet. All depths and reduced levels in metres. Stratum thickness given in brackets in depth column.

Scale 1:25

(c) ESG www.esg.co.uk
426.4806/05/2015 13:06:32

Project Coed Darcy Sitewide Trial Pitting

Project No. H4039-14

Carried out for St Modwen Developments Limited

Trial Pit

IP035

Trial Pit Log

Logged AW **Checked** IRC	**Start** 17/09/2014 **End** 17/09/2014	**Equipment, Methods and Remarks** Komatsu PC210 Machine excavated trial pit from GL to 2.20m Terminated on bedrock.	**Dimensions and Orientation** Width 1.50 m Length 4.00 m	**Ground Level** - **Coordinates** - **National Grid** - **Chainage**

Samples and Tests

Depth	Type & No.	Date Records
0.50	ES 1	
1.50	ES 2	

Strata

Description	Depth, *Level* (Thickness)	Legend	Backfill/ Instruments
1 (MADE GROUND) Brown slightly sandy slightly gravelly clayey SILT with low cobble content. Sand is fine to coarse. Gravel is subangular to subrounded, fine to coarse of sandstone, concrete and brick. Cobbles are subangular to subrounded of concrete and sandstone. Frequent roots and rootlets. (VO = 0,0)	(1.00)		
2 (MADE GROUND) Greyish brown occasionally stained black gravelly clayey fine to coarse SAND with medium cobble content and low boulder content. Gravel is subangular to subrounded, fine to coarse of sandstone and brick. Cobbles are subangular to subrounded of sandstone and brick. Boulders are subrounded of sandstone. Gravel, cobbles and boulders all increase in % with depth. (VO = 2,1)	1.00 (1.20)		
EXPLORATORY HOLE ENDS AT 2.20 m 2.20 m Weathered bedrock.	2.20		1

Depth	Type & No.	Records Date

Groundwater Entries

No.	Struck (m)	Post Strike Behaviour
1	2.20	Seepage

Depth Related Remarks *
From to (m)

Stability Unstable
Shoring None
Weather Sunny

Notes: For explanation of symbols and abbreviations see key sheet. All depths and reduced levels in metres. Stratum thickness given in brackets in depth column.

Scale 1:25

(c) ESG www.esg.co.uk
426.4820/11/2014 16:45:19

Project Coed Darcy Sitewide Trial Pitting
Project No. H4039-14
Carried out for St Modwen Developments Limited

Trial Pit
IP037
Sheet 1 of 1

Trial Pit Log

Logged LF **Checked** AP	**Start** 02/07/2014 **End** 02/07/2014	**Equipment, Methods and Remarks** Komatsu PC210 Machine excavated trial pit from GL to 1.2m Terminated on bedrock	**Dimensions and Orientation** Width 1.60 m Length 2.80 m A / D / B / C 220 (Deg)	**Ground Level** - **Coordinates** - **National Grid** - **Chainage**

Samples and Tests

Strata

Depth	Type & No.	Date Records	Description	Depth, *Level* (Thickness)	Legend	Backfill/ Instruments
0.60	ES 1		1 (MADE GROUND) Brown becoming dark brown slightly sandy clayey angular to subrounded, fine to coarse GRAVEL of sandstone, concrete and brick with high cobble content. Cobbles are subangular to rounded of sandstone and brick. Sand is fine. (VO = 0,0)	(1.20)		1
			EXPLORATORY HOLE ENDS AT 1.20 m 1.20 m Weathered sandstone bedrock	1.20		

Depth	Type & No.	Records Date

Groundwater Entries

No.	Struck (m)	Post Strike Behaviour
1	1.20	Slight seepage

Depth Related Remarks *
From to (m)

Stability Stable
Shoring None
Weather Dry

Notes: For explanation of symbols and abbreviations see key sheet. All depths and reduced levels in metres. Stratum thickness given in brackets in depth column.

Scale 1:25

(c) ESG www.esg.co.uk
426.4804/08/2014 09:26:02

Project Coed Darcy Sitewide Trial Pitting
Project No. H4039-14
Carried out for St Modwen Developments Limited

Trial Pit
IP038
Sheet 1 of 1

Trial Pit Log

Logged SK **Checked** AP	**Start** 04/07/2014 **End** 04/07/2014	**Equipment, Methods and Remarks** Komatsu PC210 Machine excavated trial pit from GL to 4.40m Terminated due to water ingress.	**Dimensions and Orientation** Width 1.60 m Length 5.40 m A B C D 290 (Deg)	**Ground Level** - **Coordinates** - **National Grid** - **Chainage**

Samples and Tests

Strata

Depth	Type & No.	Date Records	Description	Depth, *Level* (Thickness)	Legend	Backfill/ Instruments
			1 Greyish brown sandy subangular to subrounded, fine to coarse GRAVEL of sandstone, siltstone and occasional brick with low to medium cobble content and low boulder content. Cobbles and boulders are subrounded of sandstone. (VO = 0,0) becoming (VO = 2,2) from 4.20m depth.			
0.50	ES 1					
1.50	ES 2					
			1.90-4.40 m Occasional cobble and boulder sized pockets of dark grey fine to medium sand of ash.	(4.40)		
2.50	ES 3					
3.50	ES 4					
3.90	ES 5		3.80-4.20 m Frequent oil staining and distinct hydrocarbon odour. 4.20 m Clayey with faint hydrocarbon odour.			
			EXPLORATORY HOLE ENDS AT 4.40 m	4.40		
Depth	**Type & No.**	**Records Date**				

Groundwater Entries

No.	Struck (m)	Post Strike Behaviour
1	3.80	Medium flow. Oily sheen on surface.

Depth Related Remarks *

From to (m)

Stability Slight collapse 0.50 to 3.80m

Shoring None

Weather Rain

Notes: For explanation of symbols and abbreviations see key sheet. All depths and reduced levels in metres. Stratum thickness given in brackets in depth column.

Scale 1:25

(c) ESG www.esg.co.uk
426.4806/05/2015 13:09:21

Project Coed Darcy Sitewide Trial Pitting

Project No. H4039-14

Carried out for St Modwen Developments Limited

Trial Pit

IP0401

Trial Pit Log

Logged SK **Checked** AP	**Start** 04/07/2014 **End** 04/07/2014	**Equipment, Methods and Remarks** Komatsu PC210 Machine excavated trial pit from GL to 4.50m Unable to progress through cobbles and boulders.	**Dimensions and Orientation** Width 1.60 m Length 5.40 m A / D / B / C 080 (Deg)	**Ground Level** - **Coordinates** - **National Grid** - **Chainage**

Samples and Tests

Depth	Type & No.	Date Records
0.50	ES 1	
1.50	ES 2	
2.50	ES 3	
3.50	ES 4	

Strata

Description	Depth, *Level* (Thickness)	Legend	Backfill/ Instruments
1 Orangish brown becoming greyish brown from 0.90m, sandy subangular to subrounded, fine to coarse GRAVEL of sandstone, siltstone and rare brick with medium cobble content and low boulder content. Sand is fine to coarse. Cobbles and boulders are subangular to subrounded of sandstone and siltstone. (VO = 0,0)			
2.00 m Locally sandy with medium boulder content. Boulders are subangular to subrounded of sandstone.	(4.50)		
EXPLORATORY HOLE ENDS AT 4.50 m	4.50		

Depth	Type & No.	Records Date

Groundwater Entries

No. Struck (m)	Post Strike Behaviour
None observed (see Key Sheet)	

Depth Related Remarks *

From to (m)

Stability Stable

Shoring None

Weather Drizzle

Notes: For explanation of symbols and abbreviations see key sheet. All depths and reduced levels in metres. Stratum thickness given in brackets in depth column.

Scale 1:25

(c) ESG www.esg.co.uk
426.4806/05/2015 13:09:26

Project Coed Darcy Sitewide Trial Pitting

Project No. H4039-14

Carried out for St Modwen Developments Limited

Trial Pit

IP0402

Sheet 1 of 1

Trial Pit Log

Logged SK **Checked** AP	**Start** 03/07/2014 **End** 03/07/2014	**Equipment, Methods and Remarks** Komatsu PC210 Machine excavated trial pit from GL to 2.40m Terminated in bedrock.	**Dimensions and Orientation** Width 1.60 m Length 5.00 m A / D / B / C, 340 (Deg)	**Ground Level** - **Coordinates** - **National Grid** - **Chainage**

Samples and Tests

Depth	Type & No.	Date Records
0.50	ES 1	
1.20	ES 2	
1.70	ES 3	

Strata

Description	Depth, *Level* (Thickness)	Legend	Backfill/ Instruments
1 (MADE GROUND) Light grey sandy angular to subrounded, fine to coarse GRAVEL of brick, sandstone and siltstone with high cobble content. Cobbles are angular to subrounded of brick, concrete and sandstone. (VO = 0,0)	(0.70)		
2 (MADE GROUND) Soft to firm friable orangish brown sandy slightly gravelly CLAY. Sand is fine to coarse. Gravel is subangular to subrounded of sandstone and siltstone. (VO = 0,0)	0.70 (0.70)		
3 (MADE GROUND) Brownish grey sandy slightly clayey angular to subrounded, fine to coarse GRAVEL of sandstone, siltstone and occasional slag with low to medium cobble content. Cobbles are subangular to subrounded sandstone and siltstone. (VO = 0,0)	1.40 (0.50)		
4 Medium strong to strong grey fine to medium grained SANDSTONE recovered as angular fine to coarse gravel and angular to subangular cobbles. (VO = 0,0)	1.90 (0.50)		
EXPLORATORY HOLE ENDS AT 2.40 m	2.40		

Depth	Type & No.	Records Date

Groundwater Entries

No.	Struck (m)	Post Strike Behaviour

None observed (see Key Sheet)

Depth Related Remarks *

From to (m)

Stability Stable

Shoring None

Weather Overcast, windy, dry

Notes: For explanation of symbols and abbreviations see key sheet. All depths and reduced levels in metres. Stratum thickness given in brackets in depth column.

Scale 1:25

(c) ESG www.esg.co.uk
426.4806/05/2015 13:09:29

Project Coed Darcy Sitewide Trial Pitting

Project No. H4039-14

Carried out for St Modwen Developments Limited

Trial Pit

IP0404

Sheet 1 of 1

Trial Pit Log

Logged SK **Checked** AP	**Start** 03/07/2014 **End** 03/07/2014	**Equipment, Methods and Remarks** Komatsu PC210 Machine excavated trial pit from GL to 3.80m Terminated due to water ingress.	**Dimensions and Orientation** Width 1.70 m Length 4.90 m A / D / B / C 080 (Deg)	**Ground Level** - **Coordinates** - **National Grid** - **Chainage**

Samples and Tests

Depth	Type & No.	Date Records
0.50	ES 1	
1.50	ES 2	
2.50	ES 3	
3.30	ES 4	
3.70	ES 5	

Strata

Description	Depth, *Level* (Thickness)	Legend	Backfill/ Instruments
1 (MADE GROUND) Orangish brown SAND and GRAVEL with low cobble and boulder content. Sand is fine to coarse. Gravel is angular to subrounded, fine to coarse of sandstone, siltstone, brick and concrete. Cobbles and boulders are subangular to subrounded of concrete and sandstone. (VO = 0,0)	(0.90)		
2 (MADE GROUND) Greyish brown sandy gravelly subangular to subrounded COBBLES and BOULDERS of sandstone and siltstone. Sand is fine to coarse. Gravel is subangular to subrounded fine to coarse of sandstone. (VO = 0,0)	0.90 (2.00)		
3 (MADE GROUND) Light greyish brown fine to medium SAND of ash. (VO = 0,0)	2.90 (0.70)		
4 (MADE GROUND) Dark grey sandy subangular to subrounded, fine to coarse GRAVEL of sandstone and slag. (VO = 0,0)	3.60 3.80		
EXPLORATORY HOLE ENDS AT 3.80 m			

Depth	Type & No.	Records Date

Groundwater Entries

No.	Struck (m)	Post Strike Behaviour
1	3.80	Rose to 3.60 m after 10 minutes. Medium inflow below 3.60m. Oily sheen on water surface

Depth Related Remarks *

From to (m)

Stability Stable

Shoring None

Weather Overcast, windy

Notes: For explanation of symbols and abbreviations see key sheet. All depths and reduced levels in metres. Stratum thickness given in brackets in depth column.

Scale 1:25

(c) ESG www.esg.co.uk
426.4806/05/2015 13:09:32

Project Coed Darcy Sitewide Trial Pitting

Project No. H4039-14

Carried out for St Modwen Developments Limited

Trial Pit

IP0405

Sheet 1 of 1

Trial Pit Log

Logged SK **Checked** AP	**Start** 04/07/2014 **End** 04/07/2014	**Equipment, Methods and Remarks** Komatsu PC210 Machine excavated trial pit from GL to 4.60m Terminated due to water ingress.	**Dimensions and Orientation** Width 1.60 m Length 5.10 m A / D / B / C, 260 (Deg)	**Ground Level** - **Coordinates** - **National Grid** - **Chainage**

Samples and Tests

Depth	Type & No.	Date Records
0.50	ES 1	
1.50	ES 2	
2.50	ES 3	
3.50	ES 4	
4.50	ES 5	

Strata

Description	Depth, *Level* (Thickness)	Legend	Backfill/ Instruments
1 (MADE GROUND) Orangish brown becoming greyish brown from 0.80m, sandy subangular to subrounded, fine to coarse GRAVEL of sandstone, siltstone and occasional brick with medium cobble content and low boulder content. Cobbles and boulders are subangular to subrounded of sandstone and siltstone. (VO = 0,0) 2.00-4.20 m Medium boulder content. Boulders are subangular to subrounded of sandstone.	(4.20)		
2 Dark brownish grey SAND and GRAVEL. Sand is medium to coarse. Gravel is subangular to subrounded, fine to coarse of slag. (VO = 0,0)	4.20 (0.40)		
EXPLORATORY HOLE ENDS AT 4.60 m	4.60		

Depth	Type & No.	Records Date

Groundwater Entries

No.	Struck (m)	Post Strike Behaviour
None observed (see Key Sheet)		

Depth Related Remarks *

From to (m)

Stability Stable

Shoring None

Weather Overcast

Notes: For explanation of symbols and abbreviations see key sheet. All depths and reduced levels in metres. Stratum thickness given in brackets in depth column.

(c) ESG www.esg.co.uk
426.4806/05/2015 13:09:37

Scale 1:25

Project Coed Darcy Sitewide Trial Pitting

Project No. H4039-14

Carried out for St Modwen Developments Limited

Trial Pit

IP0406

Trial Pit Log

Logged LF **Checked** AP	**Start** 03/07/2014 **End** 03/07/2014	**Equipment, Methods and Remarks** Komatsu PC210 Machine excavated trial pit from GL to 2.8m Terminated on bedrock	**Dimensions and Orientation** Width 1.60 m Length 4.20 m A D B C 230 (Deg)	**Ground Level** - **Coordinates** - **National Grid** - **Chainage**

Samples and Tests

Strata

Depth	Type & No.	Date Records	Description	Depth, *Level* (Thickness)	Legend	Backfill/ Instruments
		*	1 (MADE GROUND) Brown slightly sandy slightly clayey angular to subrounded, fine to coarse GRAVEL of sandstone, brick and concrete with high cobble content. Sand is fine. Cobbles are angular to subrounded of sandstone, brick and concrete. (VO = 0,0)	(1.10)		
			2 Grey occasionally stained dark grey slightly clayey fine SAND with low cobble content. Gravel is subangular to subrounded fine to coarse of sandstone. Cobbles are subangular to subrounded of sandstone. Slight hydrocarbon odour. (VO = 1,1)	1.10 (1.10)		
			3 Grey occasionally stained dark grey, slightly clayey SAND and GRAVEL with medium cobble content. Sand is fine. Gravel is subangular to rounded, fine to coarse of sandstone. Cobbles are subangular to rounded of sandstone. Slight hydrocarbon odour. (VO = 1,1)	2.20 (0.60)		
			2.80 m Bedrock. EXPLORATORY HOLE ENDS AT 2.80 m	2.80		
Depth	**Type & No.**	**Records Date**				

Groundwater Entries

No.	Struck (m)	Post Strike Behaviour

None observed (see Key Sheet)

Depth Related Remarks *

From	to (m)	
0.00	2.80	No samples obtained.

Stability Stable

Shoring None

Weather Dry

Notes: For explanation of symbols and abbreviations see key sheet. All depths and reduced levels in metres. Stratum thickness given in brackets in depth column.

Scale 1:25

(c) ESG www.esg.co.uk
426.4806/05/2015 13:09:40

Project Coed Darcy Sitewide Trial Pitting

Project No. H4039-14

Carried out for St Modwen Developments Limited

Trial Pit

IP0407

Trial Pit Log

Logged SK **Checked** AP	**Start** 04/07/2014 **End** 04/07/2014	**Equipment, Methods and Remarks** Komatsu PC210 Machine excavated trial pit from GL to 3.30m. Unable to progress through boulders.	**Dimensions and Orientation** Width 1.60 m Length 6.00 m A / D / B / C 170 (Deg)	**Ground Level** - **Coordinates** - **National Grid** - **Chainage**

Samples and Tests

Depth	Type & No.	Date Records
0.50	ES 1	
1.50	ES 2	
2.50	ES 3	

Strata

Description	Depth, *Level* (Thickness)	Legend	Backfill/ Instruments
1 (MADE GROUND) Greyish brwon sandy angular to subrounded, fine to coarse GRAVEL of sandstone siltstone and brick with medium cobble and low boulder content. Sand is fine to coarse. Cobbles and boulders are subrounded of sandstone. (VO = 0,0)	(3.30)		
2.30 m High cobble and medium boulder content.			
3.00 m Becoming high boulder content. Boulders are subangular to subrounded of sandstone.			
EXPLORATORY HOLE ENDS AT 3.30 m	3.30		

Depth	Type & No.	Records Date

Groundwater Entries

No. Struck (m)	Post Strike Behaviour
None observed (see Key Sheet)	

Depth Related Remarks *

From to (m)

Stability Slight collpse Face C 2.00m to 3.00m.

Shoring None

Weather Overcast, drizzle

Notes: For explanation of symbols and abbreviations see key sheet. All depths and reduced levels in metres. Stratum thickness given in brackets in depth column.

Scale 1:25

(c) ESG www.esg.co.uk
426.4806/05/2015 13:09:43

Project Coed Darcy Sitewide Trial Pitting

Project No. H4039-14

Carried out for St Modwen Developments Limited

Trial Pit

IP0408

Trial Pit Log

Logged NK **Checked** AP	**Start** 05/02/2015 **End** 05/02/2015	**Equipment, Methods and Remarks** Komatsu PC210 Machine excavated trial pit from GL to 0.8m Terminated due to water ingress.	**Dimensions and Orientation** Width 1.00 m Length 2.00 m A D B C	**Ground Level** - **Coordinates** - **National Grid** - **Chainage**

Samples and Tests

Strata

Depth	Type & No.	Date Records	Description	Depth, *Level* (Thickness)	Legend	Backfill/ Instruments
		*	1 Light brown sandy subangular to subrounded, fine to coarse GRAVEL of sandstone with high cobble content. Sand is fine to coarse. Cobbles are subangular to subrounded mostly tabular of sandstone. (VO = 0,0)	(0.80)		
			EXPLORATORY HOLE ENDS AT 0.80 m	0.80		
Depth	**Type & No.**	**Records Date**				

Groundwater Entries

No.	Struck (m)	Post Strike Behaviour

Depth Related Remarks *

From	to (m)	
0.00	0.80	No Samples Obtained.

Stability Stable

Shoring None

Weather Cloudy

Notes: For explanation of symbols and abbreviations see key sheet. All depths and reduced levels in metres. Stratum thickness given in brackets in depth column.

Scale 1:25

(c) ESG www.esg.co.uk
426.4830/03/2015 09:23:56

Project Coed Darcy Sitewide Trial Pitting

Project No. H4039-14

Carried out for St Modwen Developments Limited

Trial Pit

IP0425

Trial Pit Log

Logged LF **Checked** AP	**Start** 03/07/2014 **End** 03/07/2014	**Equipment, Methods and Remarks** Komatsu PC210 Machine excavated trial pit from GL to 0.6m Terminated due to obstruction (metal pipes).	**Dimensions and Orientation** Width 1.60 m Length 4.20 m A D B C 280 (Deg)	**Ground Level** - **Coordinates** - **National Grid** - **Chainage**

Samples and Tests

Depth	Type & No.	Date Records
0.50	ES 1	

Strata

Description	Depth, *Level* (Thickness)	Legend	Backfill/ Instruments
1 (MADE GROUND) Brown slightly clayey sandy angular to subrounded, fine to coarse GRAVEL of sandstone, brick and concrete. (VO = 0,0)	(0.60)		
EXPLORATORY HOLE ENDS AT 0.60 m 0.60 m Metal pipes.	0.60		

Depth	Type & No.	Records Date

Groundwater Entries

No.	Struck (m)	Post Strike Behaviour

None observed (see Key Sheet)

Depth Related Remarks *

From to (m)

Stability Stable

Shoring None

Weather Rain

Notes: For explanation of symbols and abbreviations see key sheet. All depths and reduced levels in metres. Stratum thickness given in brackets in depth column.

Scale 1:25

(c) ESG www.esg.co.uk
426.4806/05/2015 13:09:51

Project Coed Darcy Sitewide Trial Pitting

Project No. H4039-14

Carried out for St Modwen Developments Limited

Trial Pit

IP0425A

Trial Pit Log

Logged SK **Checked** AP	**Start** 04/07/2014 **End** 04/07/2014	**Equipment, Methods and Remarks** Komatsu PC210 Machine excavated trial pit from GL to 1.90m Terminated on possible bedrock.	**Dimensions and Orientation** Width 1.60 m Length 5.60 m A / D / B / C 120 (Deg)	**Ground Level** - **Coordinates** - **National Grid** - **Chainage**

Samples and Tests

Strata

Depth	Type & No.	Date Records	Description	Depth, *Level* (Thickness)	Legend	Backfill/ Instruments
			1 (MADE GROUND) Orangish brown fine to coarse SAND and subangular to subrounded, fine to coarse GRAVEL with low cobble content. Gravel is subangular to subrounded of sandstone and occasional brick. Cobbles are subrounded of sandstone and brick. (VO = 0,0)			
0.50	ES 1		0.60 m Locally very sandy GRAVEL.			
			0.80 m Medium boulder content. Boulders are subangular to subrounded of sandstone and siltstone.	(1.90)		
1.50	ES 2					
			EXPLORATORY HOLE ENDS AT 1.90 m 1.90 m Possible bedrock.	1.90		
Depth	**Type & No.**	**Records Date**				

Groundwater Entries

No. Struck (m)	Post Strike Behaviour
None observed (see Key Sheet)	

Depth Related Remarks *

From to (m)

Stability Stable

Shoring None

Weather Overcast, dizzle

Notes: For explanation of symbols and abbreviations see key sheet. All depths and reduced levels in metres. Stratum thickness given in brackets in depth column.

Scale 1:25

(c) ESG www.esg.co.uk
426.4806/05/2015 13:09:54

Project Coed Darcy Sitewide Trial Pitting

Project No. H4039-14

Carried out for St Modwen Developments Limited

Trial Pit

IP0426

Trial Pit Log

Logged SK **Checked** AP	**Start** 04/07/2014 **End** 04/07/2014	**Equipment, Methods and Remarks** Komatsu PC210 machne excavated trial pit from GL to 3.50m Terminated in bedrock.	**Dimensions and Orientation** Width 1.60 m Length 5.80 m A / D / B / C, 280 (Deg)	**Ground Level** - **Coordinates** - **National Grid** - **Chainage**

Samples and Tests

Depth	Type & No.	Date Records
0.50	ES 1	
1.50	ES 2	
2.50	ES 3	
3.00	ES 4	

Strata

Description	Depth, *Level* (Thickness)	Legend	Backfill/ Instruments
1 Greish brown sandy subangular to subrounded, fine to coarse GRAVEL of sandstone and siltstone. Sand is fine to coarse. (VO = 0,0)	(0.30)		
2 Orangish brown slightly clayey gravelly, fine to coarse SAND. Gravel is subangular to subrounded, fine to coarse sandstone, siltstone and brick with low cobble and boulder content. Cobbles and boulders are subangular to subrounded siltstone and sandstone. (VO = 0,0)	0.30 (1.70)		
3 Grey slightly clayey sandy subangular to rounded, fine to coarse GRAVEL of sandstone and siltstone. Sand is fine to coarse. (VO = 0,0)	2.00 (0.80)		
4 Grey frequently stained dark grey slightly sandy subangular to rounded, fine to coarse (predominantly fine to medium) GRAVEL of sandstone. (VO = 2,2)	2.80 (0.40)	1	
5 Medium strong to strong grey, fine to medium grained SANDSTONE recovered as angular to subangular, fine to coarse gravel and cobbles. (VO = 0,0)	3.20 (0.30)		
EXPLORATORY HOLE ENDS AT 3.50 m	3.50		

Depth	Type & No.	Records Date

Groundwater Entries

No.	Struck (m)	Post Strike Behaviour
1	3.20	Seepage. very oily sheen on surface.

Depth Related Remarks *

From to (m)

Stability Collapses between 2.00 to 2.80m

Shoring None

Weather Rain

Notes: For explanation of symbols and abbreviations see key sheet. All depths and reduced levels in metres. Stratum thickness given in brackets in depth column.

Scale 1:25

(c) ESG www.esg.co.uk
426.4806/05/2015 13:09:57

Project Coed Darcy Sitewide Trial Pitting

Project No. H4039-14

Carried out for St Modwen Developments Limited

Trial Pit

IP0433

Trial Pit Log

Logged NK **Checked** AP	**Start** 04/02/2015 **End** 04/02/2015	**Equipment, Methods and Remarks** Komatsu PC210 Machine excavated trial pit from GL to 0.7m Terminated on bedrock.	**Dimensions and Orientation** Width 2.00 m Length 2.50 m	**Ground Level** - **Coordinates** - **National Grid** - **Chainage**

Samples and Tests

Strata

Depth	Type & No.	Date Records	Description	Depth, *Level* (Thickness)	Legend	Backfill/ Instruments
0.50	ES 1		1 (MADE GROUND) Soft dark brown slightly sandy gravelly SILT with medium cobble content. Sand is fine to coarse. Gravel is subangular to subrounded, fine to coarse of sandstone, concrete and brick. Cobbles are subangular to subrounded of sandstone and concrete. Frequent rootlets. (VO = 0,0)	(0.70)		
			0.70 m Bedrock. EXPLORATORY HOLE ENDS AT 0.70 m	0.70		

Depth	Type & No.	Records Date

Groundwater Entries

No.	Struck (m)	Post Strike Behaviour

Depth Related Remarks *

From to (m)

Stability Unstable

Shoring None

Weather Sunny

Notes: For explanation of symbols and abbreviations see key sheet. All depths and reduced levels in metres. Stratum thickness given in brackets in depth column.

Scale 1:25

(c) ESG www.esg.co.uk
426.4817/03/2015 14:27:27

Project Coed Darcy Sitewide Trial Pitting

Project No. H4039-14

Carried out for St Modwen Developments Limited

Trial Pit

IP0434

Trial Pit Log

Logged NK **Checked** AP	**Start** 04/02/2015 **End** 04/02/2015	**Equipment, Methods and Remarks** Komatsu PC210 Machine excavated trial pit from GL to 0.6m Terminated due to flooding.	**Dimensions and Orientation** Width 1.00 m Length 2.00 m A D B C	**Ground Level** - **Coordinates** - **National Grid** - **Chainage**

Samples and Tests

Depth	Type & No.	Date Records
0.50	ES 1	

Strata

Description	Depth, *Level* (Thickness)	Legend	Backfill/ Instruments
1 (MADE GROUND) Soft blackish brown sandy gravelly SILT with medium cobble content. Sand is fine to coarse. Gravel is subangular to subrounded, fine to coarse of sandstone. Cobbles are subangular to subrounded of sandstone. (VO = 3,5) 0.50 m Pipe.	(0.60)		1
EXPLORATORY HOLE ENDS AT 0.60 m	0.60		

Depth	Type & No.	Records Date

Groundwater Entries

No.	Struck (m)	Post Strike Behaviour
1	0.50	Inflow from pipe, oily water.

Depth Related Remarks *

From to (m)

Stability Stable

Shoring None

Weather Sunny

Notes: For explanation of symbols and abbreviations see key sheet. All depths and reduced levels in metres. Stratum thickness given in brackets in depth column.

Scale 1:25

(c) ESG www.esg.co.uk
426.4817/03/2015 14:27:32

Project Coed Darcy Sitewide Trial Pitting

Project No. H4039-14

Carried out for St Modwen Developments Limited

Trial Pit

IP0435

Trial Pit Log

Logged JC **Checked** AP	**Start** 02/07/2014 **End** 02/07/2014	**Equipment, Methods and Remarks** Komatsu PC210 Machine excavated trial pit from GL to 1.00m. Terminated on bedrock	**Dimensions and Orientation** Width 1.30 m Length 2.50 m A / D / B / C	**Ground Level** - **Coordinates** - **National Grid** - **Chainage**

Samples and Tests

Depth	Type & No.	Date Records
0.50	ES 1	

Strata

Description	Depth, *Level* (Thickness)	Legend	Backfill/ Instruments
1 Brown slightly clayey SAND and GRAVEL with medium cobble content. Sand is fine to coarse. Gravel is subangular to subrounded, fine to coarse fo sandstone. Cobbles are subangular to subrounded of sandstone. (VO = 0,0)	(1.00)		
1.00 m Bedrock. EXPLORATORY HOLE ENDS AT 1.00 m	1.00		

Depth	Type & No.	Records Date

Groundwater Entries

No. Struck (m)	Post Strike Behaviour
None observed (see Key Sheet)	

Depth Related Remarks *

From to (m)

Stability Stable

Shoring None

Weather Sunny

Notes: For explanation of symbols and abbreviations see key sheet. All depths and reduced levels in metres. Stratum thickness given in brackets in depth column.

Scale 1:25

(c) ESG www.esg.co.uk
426.4806/05/2015 13:10:26

Project Coed Darcy Sitewide Trial Pitting

Project No. H4039-14

Carried out for St Modwen Developments Limited

Trial Pit

IP0445

Sheet 1 of 1

Trial Pit Log

Logged JAF **Checked** AP	**Start** 11/07/2014 **End** 11/07/2014	**Equipment, Methods and Remarks** Komatsu PC210 Machine excavated trial pit from GL to 1.20m Terminated on bedrock.	**Dimensions and Orientation** Width 1.50 m Length 4.00 m A D B C	**Ground Level** - **Coordinates** - **National Grid** - **Chainage**

Samples and Tests

Strata

Depth	Type & No.	Date Records	Description	Depth, *Level* (Thickness)	Legend	Backfill/ Instruments
0.50	ES 1		1 Orangish brown silty sandy subangular to subrounded, fine to coarse GRAVEL of sandstone with medium cobble and boulder content. Cobbles and boulders are tabular of sandstone. (VO = 0,0)	(1.20)		
			1.20 m Bedrock. EXPLORATORY HOLE ENDS AT 1.20 m	1.20		

Depth	Type & No.	Records Date

Groundwater Entries

No.	Struck (m)	Post Strike Behaviour

None observed (see Key Sheet)

Depth Related Remarks *

From to (m)

Stability Stable

Shoring None

Weather Dry

Notes: For explanation of symbols and abbreviations see key sheet. All depths and reduced levels in metres. Stratum thickness given in brackets in depth column.

Scale 1:25

(c) ESG www.esg.co.uk
426.4813/05/2015 16:55:47

Project Coed Darcy Sitewide Trial Pitting

Project No. H4039-14

Carried out for St Modwen Developments Limited

Trial Pit

IP0446

Trial Pit Log

Logged LF **Checked** AP	**Start** 04/07/2014 **End** 04/07/2014	**Equipment, Methods and Remarks** Komatsu PC210 Machine excavated trial pit from GL to 2.9m Terminated on bedrock	**Dimensions and Orientation** Width 1.60 m Length 3.20 m A D B C 240 (Deg)	**Ground Level** - **Coordinates** - **National Grid** - **Chainage**

Samples and Tests

Depth	Type & No.	Date Records
0.50	ES 1	
1.50	ES 2	
2.50	ES 3	

Strata

Description	Depth, *Level* (Thickness)	Legend	Backfill/ Instruments
1 (MADE GROUND) Brown slightly clayey sandy angular to subrounded, fine to coarse GRAVEL of sandstone and brick with medium cobble content. Sand is fine. Cobbles are angular to subrounded of sandstone and brick. Rare large ash pockets (500 x 200mm). (VO = 0,0)	(0.80)		
2 Brown sandy clayey subrounded to rounded fine to coarse GRAVEL of sandstone with high cobble content. Sand is fine. Cobbles are subrounded to rounded of sandstone. (VO = 0,0)	0.80 (0.70)		
3 Orangish brown becoming brown slightly gravelly clayey fine SAND with low cobble content. Gravel is subangular to rounded, fine to coarse of sandstone. Cobbles are subrounded to rounded of sandstone. (VO = 0,0)	1.50 (1.40)		
EXPLORATORY HOLE ENDS AT 2.90 m 2.90 m Bedrock	2.90		

Depth	Type & No.	Records Date

Groundwater Entries

No.	Struck (m)	Post Strike Behaviour

None observed (see Key Sheet)

Depth Related Remarks *

From to (m)

Stability Stable

Shoring None

Weather Rain

Notes: For explanation of symbols and abbreviations see key sheet. All depths and reduced levels in metres. Stratum thickness given in brackets in depth column.

Scale 1:25

(c) ESG www.esg.co.uk
426.4806/05/2015 13:10:29

Project Coed Darcy Sitewide Trial Pitting

Project No. H4039-14

Carried out for St Modwen Developments Limited

Trial Pit

IP0448

Trial Pit Log

Logged LF **Checked** AP	**Start** 03/07/2014 **End** 03/07/2014	**Equipment, Methods and Remarks** Komatsu PC210 Machine excavated trial pit from GL to 2.3m Terminated on bedrock.	**Dimensions and Orientation** Width 1.60 m Length 4.00 m A D B C 140 (Deg)	**Ground Level** - **Coordinates** - **National Grid** - **Chainage**

Samples and Tests

Depth	Type & No.	Date Records
0.50	ES 1	
1.50	ES 2	
2.30	ES 3	

Strata

Description	Depth, *Level* (Thickness)
1 (MADE GROUND) Brown and black sandy slightly clayey angular to subrounded, fine to coarse GRAVEL of sandstone, brick and concrete with medium cobble content. Sand is fine. Cobbles are angular to subrounded of sandstone and concrete. (VO = 0,0)	(1.30)
2 Orangish brown slightly gravelly clayey fine SAND with low cobble content. Gravel is subangular to subrounded, fine to coarse of sandstone. Cobbles are subangular to subrounded of sandstone. (VO = 0,0)	1.30 (0.70)
3 Greyish brown sandy slightly clayey angular to subrounded, fine to coarse GRAVEL of sandstone with low cobble and boulder content. Cobbles and boulders are angular to subrounded of sandstone. (VO = 1,1) 2.30 m Bedrock.	2.00 (0.30)
EXPLORATORY HOLE ENDS AT 2.30 m	2.30

Legend: 1

Backfill/ Instruments

Depth	Type & No.	Records Date

Groundwater Entries

No.	Struck (m)	Post Strike Behaviour
1	2.30	Slight seepage

Depth Related Remarks *

From to (m)

Stability Stable

Shoring None

Weather Dry

Notes: For explanation of symbols and abbreviations see key sheet. All depths and reduced levels in metres. Stratum thickness given in brackets in depth column.

Scale 1:25

(c) ESG www.esg.co.uk
426.4806/05/2015 13:10:32

Project Coed Darcy Sitewide Trial Pitting

Project No. H4039-14

Carried out for St Modwen Developments Limited

Trial Pit

IP0449

Trial Pit Log

Logged LF **Checked** AP	**Start** 04/07/2014 **End** 04/07/2014	**Equipment, Methods and Remarks** Komatsu PC210 Machine excavated trial pit from GL to 2.30m Terminated on bedrock.	**Dimensions and Orientation** Width 1.60 m Length 3.20 m A D B C 130 (Deg)	**Ground Level** - **Coordinates** - **National Grid** - **Chainage**

Samples and Tests

Depth	Type & No.	Date Records
0.50	ES 1	
1.50	ES 2	
2.30	ES 3	

Strata

Description	Depth, *Level* (Thickness)	Legend	Backfill/ Instruments
1 (MADE GROUND) Brown and black slightly clayey sandy angular to subrounded, fine to coarse GRAVEL of sandstone and brick with low cobble content. Sand is fine. Cobbles are angular to subrounded of sandstone. Occasional large pockets of ash. (VO = 0,0)	(0.80)		
2 Orangish brown slightly gravelly clayey fine SAND with low cobble content. Gravel is subangular to subrounded, fine to coarse of sandstone. Cobbles are subangular to subrounded of sandstone. (VO = 0,0)	0.80 (0.90)		
3 Soft grey mottled orangish brown and black slightly gravelly sandy CLAY with medium cobble content. Sand is fine. Gravel is subangular to rounded, fine to coarse of sandstone. Cobbles are subangular to rounded of sandstone. (VO = 2,1)	1.70 (0.60)		
2.30 m Bedrock EXPLORATORY HOLE ENDS AT 2.30 m	2.30		

Depth	Type & No.	Records Date

Groundwater Entries

No.	Struck (m)	Post Strike Behaviour
1	1.70	Slight seepage

Depth Related Remarks *
From to (m)

Stability Stable
Shoring None
Weather Dry

Notes: For explanation of symbols and abbreviations see key sheet. All depths and reduced levels in metres. Stratum thickness given in brackets in depth column.

Scale 1:25

(c) ESG www.esg.co.uk
426.4806/05/2015 13:10:35

Project Coed Darcy Sitewide Trial Pitting
Project No. H4039-14
Carried out for St Modwen Developments Limited

Trial Pit
IP0456
Sheet 1 of 1

Trial Pit Log

Logged DD **Checked** AP	**Start** 14/07/2014 **End** 14/07/2014	**Equipment, Methods and Remarks** Komatsu PC210 Machine excavated trial pit from GL to 2.8m Terminated on bedrock.	**Dimensions and Orientation** Width 1.50 m Length 3.50 m A / D / B / C, 290 (Deg)	**Ground Level** - **Coordinates** - **National Grid** - **Chainage**

Samples and Tests

Depth	Type & No.	Date Records
		*

Strata

Description	Depth, *Level* (Thickness)	Legend	Backfill/ Instruments
1 Stiff to firm locally soft brown silty slightly sandy gravelly CLAY with medium cobble content and low boulder content. Gravel is subangular to subrounded, fine to coarse of siltstone and sandstone. Cobbles and boulders are subrounded to rounded of siltstone and sandstone. (VO = 0,1)	(0.80)		
2 Soft to firm orange slightly silty slightly sandy slightly gravelly CLAY. Gravel is subangular to subrounded, fine to coarse of siltstone and sandstone. Sand is medium. (VO = 0,3)	0.80 (1.10)		1
3 Grey frequently stained dark grey black clayey sandy subangular to subrounded, fine to coarse GRAVEL of siltstone and sandstone with high cobble and boulder content. Sand is fine to coarse. Cobbles and boulders are subangular to subrounded of sandstone. (VO = 2,3)	1.90 (0.90)		
EXPLORATORY HOLE ENDS AT 2.80 m 2.80 m Bedrock.	2.80		

Depth	Type & No.	Records Date

Groundwater Entries

No.	Struck (m)	Post Strike Behaviour
1	1.50	Water ingress

Depth Related Remarks *

From	to (m)	
0.00		No Samples Obtained

Stability Collapsing

Shoring None

Weather Overcast

Notes: For explanation of symbols and abbreviations see key sheet. All depths and reduced levels in metres. Stratum thickness given in brackets in depth column.

Scale 1:25

(c) ESG www.esg.co.uk
426.4813/05/2015 16:55:51

Project Coed Darcy Sitewide Trial Pitting

Project No. H4039-14

Carried out for St Modwen Developments Limited

Trial Pit

IP0457

Sheet 1 of 1

Trial Pit Log

Logged DD **Checked** AP	**Start** 14/07/2014 **End** 14/07/2014	**Equipment, Methods and Remarks** Komatsu PC210 Machine excavated trial pit from GL to 3.5m Terminated on bedrock.	**Dimensions and Orientation** Width 1.50 m Length 3.50 m A / D / B / C, B → 220 (Deg)	**Ground Level** - **Coordinates** - **National Grid** - **Chainage**

Samples and Tests

Depth	Type & No.	Date Records
0.50	ES 1	
1.50	ES 2	
2.50	ES 3	

Strata

Description	Depth, *Level* (Thickness)
1 Firm locally soft brown silty slightly sandy gravelly CLAY with medium cobble content. Gravel is subangular to subrounded, fine to coarse of siltstone and sandstone. Cobbles are subrounded of sandstone. (VO = 0,0)	(1.30)
2 Soft to firm orangish brown slightly silty slightly sandy slightly gravelly CLAY. Gravel is subangular to subrounded, fine to coarse of siltstone and sandstone. (VO = 0,1) 1.30-1.40 m Dark grey.	1.30 (1.10)
3 Grey clayey sandy subangular to subrounded occasionally tabular flat, fine to coarse GRAVEL of siltstone with medium cobble and boulder content. Sand is fine to coarse. Cobbles are subrounded of sandstone. (VO = 0,1)	2.40 (1.10)
EXPLORATORY HOLE ENDS AT 3.50 m 3.50 m Bedrock.	3.50

Legend: Backfill/Instruments — 1

Depth	Type & No.	Records Date

Groundwater Entries

No.	Struck (m)	Post Strike Behaviour
1	2.50	Seepage

Depth Related Remarks *
From to (m)

Stability Some collapse
Shoring None
Weather Overcast

Notes: For explanation of symbols and abbreviations see key sheet. All depths and reduced levels in metres. Stratum thickness given in brackets in depth column.

Scale 1:25

(c) ESG www.esg.co.uk
426.4813/05/2015 16:55:56

Project Coed Darcy Sitewide Trial Pitting
Project No. H4039-14
Carried out for St Modwen Developments Limited

Trial Pit
IP0458
Sheet 1 of 1

Trial Pit Log

Logged LF **Checked** AP	**Start** 04/07/2014 **End** 04/07/2014	**Equipment, Methods and Remarks** Komatsu PC210 Machine excavated trial pit from GL to 4.1m Terminated due to collapse	**Dimensions and Orientation** Width 1.60 m Length 3.20 m A B C D 080 (Deg)	**Ground Level** - **Coordinates** - **National Grid** - **Chainage**

Samples and Tests

Depth	Type & No.	Date Records
		*

Strata

Description	Depth, *Level* (Thickness)	Legend	Backfill/ Instruments
1 Brown slightly clayey sandy angular to subrounded, fine to coarse GRAVEL of sandstone with medium cobble content. Sand is fine. Cobbles are subangular to subrounded of sandstone. (VO = 0,0)	(0.70)		
2 Brown subangular to subrounded COBBLES of sandstone with some sand and clay. Sand is fine to coarse. (VO = 0,0)	0.70 (2.10)		
3 Dark grey and brown slightly clayey gravelly fine SAND with low cobble content. Grey subangular to rounded, fine to coarse of sandstone. Cobbles are subangular to rounded of sandstone. (VO = 3,2)	2.80 (1.30)		
EXPLORATORY HOLE ENDS AT 4.10 m	4.10		

Depth	Type & No.	Records Date

Groundwater Entries

No.	Struck (m)	Post Strike Behaviour

None observed (see Key Sheet)

Depth Related Remarks *

From	to (m)	
0.00	4.10	No samples obtained.

Stability Unstable

Shoring None

Weather Rain

Notes: For explanation of symbols and abbreviations see key sheet. All depths and reduced levels in metres. Stratum thickness given in brackets in depth column.

Scale 1:25

(c) ESG www.esg.co.uk
426.4806/05/2015 13:10:38

Project Coed Darcy Sitewide Trial Pitting

Project No. H4039-14

Carried out for St Modwen Developments Limited

Trial Pit

IP0459

Trial Pit Log

Logged LF **Checked** AP	**Start** 04/07/2014 **End** 04/07/2014	**Equipment, Methods and Remarks** Komatsu PC210 Machine excavated trial pit from GL to 2.6m Terminated due to collapse	**Dimensions and Orientation** Width 1.60 m Length 3.20 m A / D / B / C 100 (Deg)	**Ground Level** - **Coordinates** - **National Grid** - **Chainage**

Samples and Tests

Depth	Type & No.	Date Records
		*

Strata

Description	Depth, *Level* (Thickness)	Legend	Backfill/ Instruments
1 Brown slightly clayey sandy angular to subrounded, fine to coarse GRAVEL of sandstone with medium cobble content. Sand is fine. Cobbles are angular to subrounded of sandstone. (VO = 0,0)	(2.60)		
EXPLORATORY HOLE ENDS AT 2.60 m	2.60		

Depth	Type & No.	Records Date

Groundwater Entries

No. Struck (m)	Post Strike Behaviour
None observed (see Key Sheet)	

Depth Related Remarks *

From	to (m)	
0.00	2.60	No samples obtained.

Stability Collapsing Sides

Shoring None

Weather Rain

Notes: For explanation of symbols and abbreviations see key sheet. All depths and reduced levels in metres. Stratum thickness given in brackets in depth column.

Scale 1:25

(c) ESG www.esg.co.uk
426.4806/05/2015 13:10:41

Project Coed Darcy Sitewide Trial Pitting

Project No. H4039-14

Carried out for St Modwen Developments Limited

Trial Pit

IP0460

Sheet 1 of 1

Trial Pit Log

Logged LF **Checked** AP	**Start** 04/07/2014 **End** 04/07/2014	**Equipment, Methods and Remarks** Komatsu PC210 Machine excavated trial pit from GL to 4.3m Terminated at maximum reach of excavator.	**Dimensions and Orientation** Width 1.60 m Length 3.90 m A / D / B / C 090 (Deg)	**Ground Level** - **Coordinates** - **National Grid** - **Chainage**

Samples and Tests

Depth	Type & No.	Date Records

Strata

Description	Depth, *Level* (Thickness)	Legend	Backfill/ Instruments
1 Brown, orangish brown and grey, occasional stained dark grey and black, slightly clayey sandy angular to subrounded, fine to coarse GRAVEL of sandstone with medium cobble content. Sand is fine. Cobbles are subangular to rounded of sandstone. (VO = 1,1)	(4.00)		
2 Grey slightly gravelly clayey fine SAND. Gravel is angular to subrounded, fine to coarse of sandstone. Rare pockets of organic matter. (VO = 1,2)	4.00 (0.30)		
EXPLORATORY HOLE ENDS AT 4.30 m	4.30		

Depth	Type & No.	Records Date

Groundwater Entries

No.	Struck (m)	Post Strike Behaviour

None observed (see Key Sheet)

Depth Related Remarks *

From to (m)

Stability Collapse

Shoring None

Weather Rain

Notes: For explanation of symbols and abbreviations see key sheet. All depths and reduced levels in metres. Stratum thickness given in brackets in depth column.

Scale 1:25

(c) ESG www.esg.co.uk
426.4806/05/2015 13:10:45

Project Coed Darcy Sitewide Trial Pitting

Project No. H4039-14

Carried out for St Modwen Developments Limited

Trial Pit

IP0461

Sheet 1 of 1