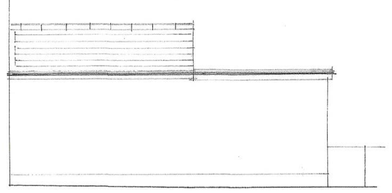
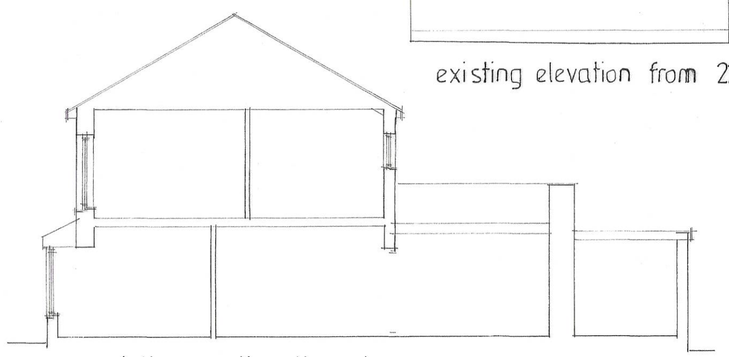


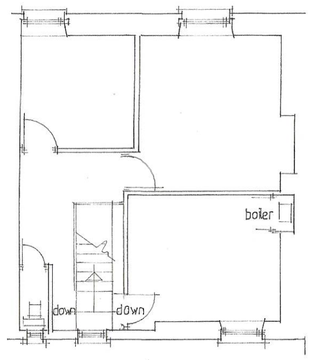
existing rear elevation



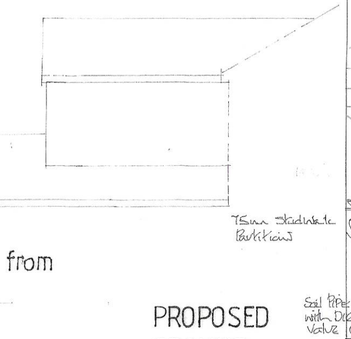
existing elevation from 22



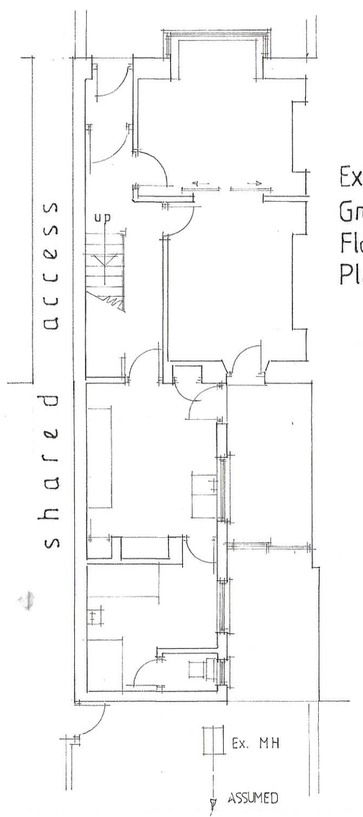
existing section through



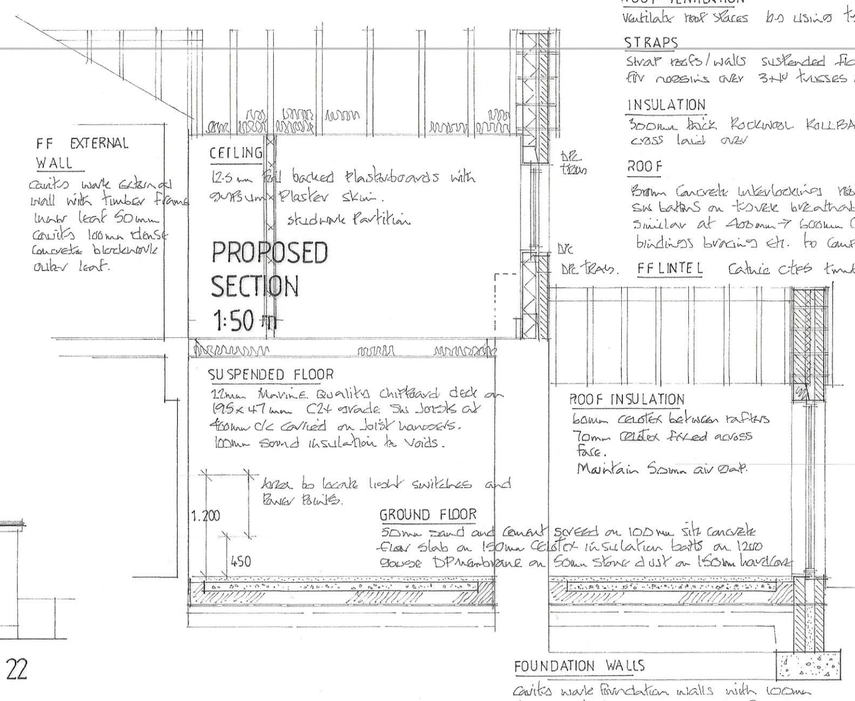
Existing First Floor Plan

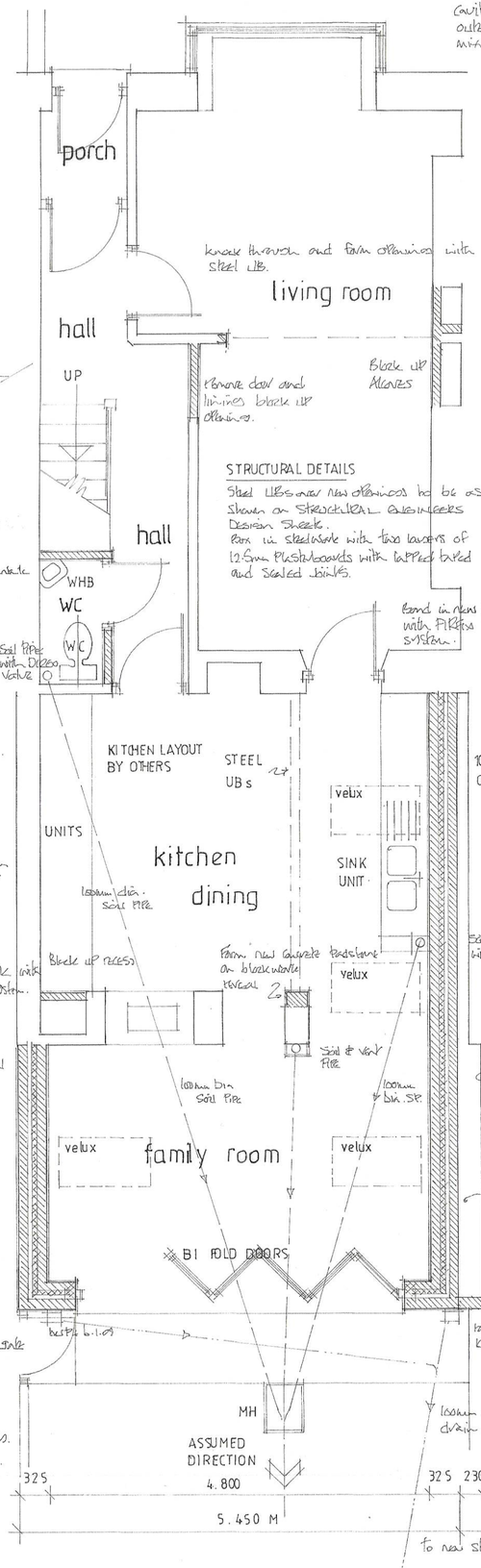


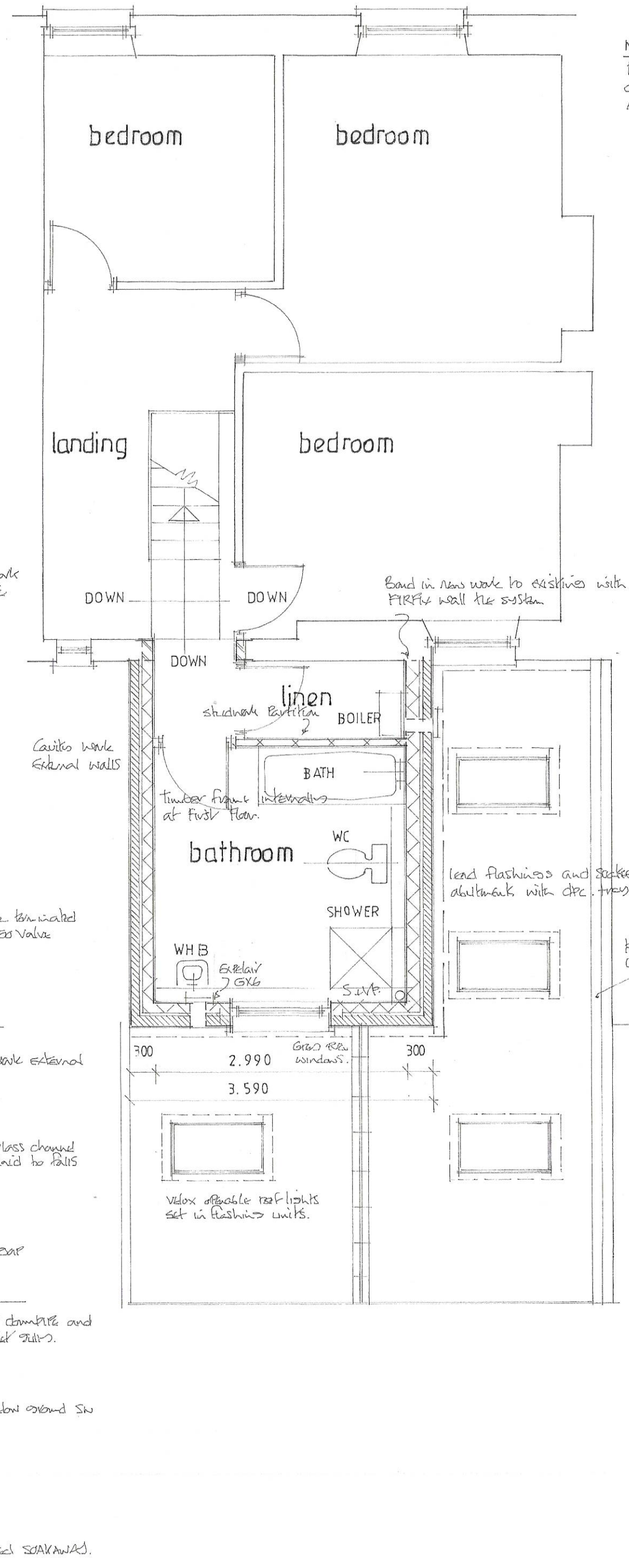
view from 24



Existing Ground Floor Plan







PROPOSED FIRST FLOOR PLAN 1:50 m

NOTE
Final ground floor and foundation designs to be determined by inspection of excavations by Approved Personnell.

FORMING OPENINGS
Where Underpinning through existing masonry to form new openings include for P.C. concrete lintels over with end bearings of 150mm minimum and 3 courses of brickwork over.
Make good reveals in brickwork.

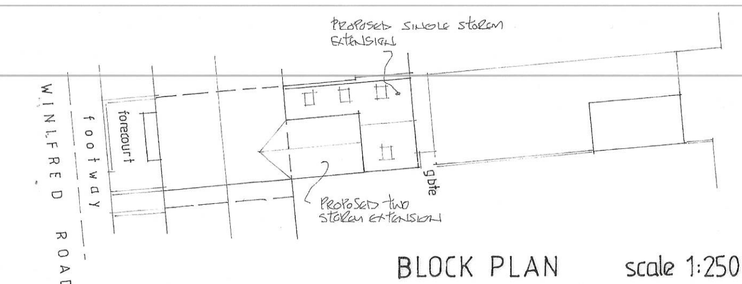
BUILDING CONTROL
On receipt of the following notices are to be despatched with BUILDING CONTROL
1. Trussed rafter Design - 28 and 29.
2. Timber Frame Construction
3. Steel beam Calculation Sheets.
4.

WINDOWS
Grass Kerb framed double glazed units with trickle vent System Brosmart Whole Housing Habitable rooms 4m² elsewhere
Use low e glass with 16mm air gap
Where opening in windows is less than 850mm above adjacent finished floor level (1.95m in doors) use toughened safety glass to BS 6206.

INTERNAL DRAINAGE
50mm stainless steel waste clean waste to shower
40mm Pvc wastes to sink unit baths and basins
100mm dia Pvc wastes to WCs.
75mm deep seal traps to shower basin basins and sink unit.
Include for rodding access at elbows
100mm dia Soil and Vent Pipe Terminated with Pvc Cowl include for slow bend at base.
100mm dia Soil stacks Terminated with DIRESS Valves.
Pass in 3 No 4" x 2" in Pvc faced ducts with screwed covers.

BRIEF ELECTRICS
All new electrical works are to be carried out under the Competent Persons Scheme
Supply for 2 no mains operated smoke detector alarms interconnected with battery backup
Supply for mains operated mechanical extract fan to be ducted to external air and operated through light switch Extractair GX6 or similar approved complete 15 litr/sec output with 15 minute over run facility.
Supply for mains operated mechanical extract vent to kitchen Extractair GX6 or similar approved ceiling mounted 60 litr/sec output
Supply for mains operated low voltage mechanical extract vent to Bathroom Extractair GX6 or similar approved 15 litr/sec. output
Locate light switches and Power Points in an area between 450mm above and 1.200m above ed. to invoice finished floor level.
All new lighting points are to be capable of running low energy lighting only.

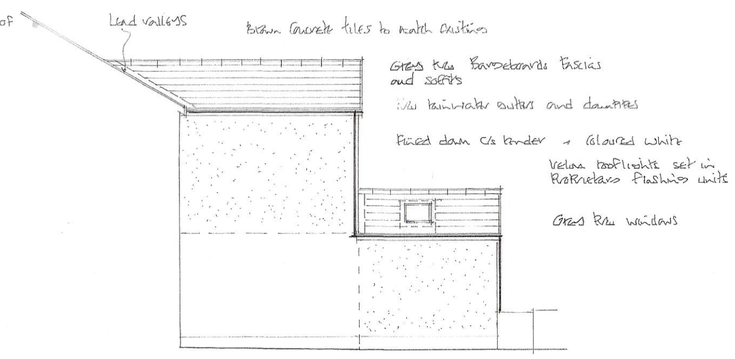
EXTERNAL DRAINAGE
Use back inlet type road able trapped gullies.
Block Pvc rainwater goods.
Connect new wastes into existing but make good haunching and benchings 100mm dia below ground Pvc pipes laid on compressed bed max falls limits minimum 1 in 40.
Connect new surface water runoff to new stone filled SOAKAWAY in rear garden sited subject to Percolation tests.



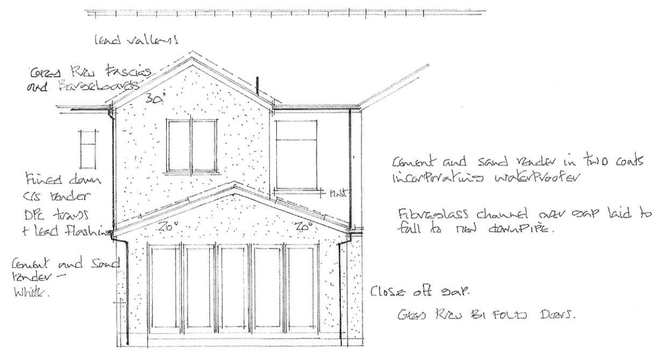
BLOCK PLAN scale 1:250

LOCATION PLAN scale 1:1250

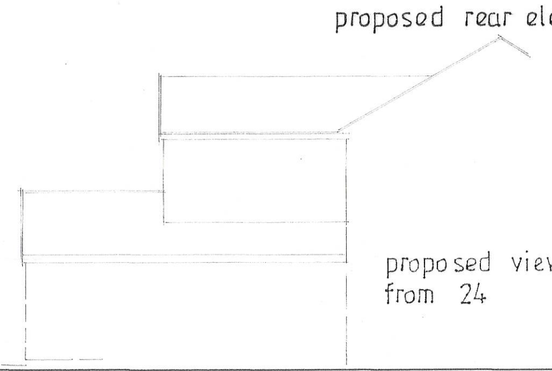




proposed elevation from 22



proposed rear elevation



proposed view from 24

NOTES:

All dimensions must be checked on site and not scaled from this drawing.

This plan has been prepared for Planning and /or Building Regulation purposes only.

Some forms of building works may require action by the owners under The Party Wall Act 1996. The adjoining owners are to be informed of the proposals at least one month before commencement of works and their written approvals obtained.

	Date	Revisions
B	23.06.2021	Views from 24 updated VJ
A	07.06.2021	R/w altered to suit VJ

© copyright

D. Vivian Jones AssocRICS
Building Design Services
114, Brecon Road,
HIRWAUN,
Rhondda Cynon Taff,
CF44 9NS
Tel. 01685 812069
Mobile 07702 380869
Email: vivjonesdesign@yahoo.co.uk

Client
Mr Ian Burton.

Job Title
Proposed Two Storey and Single Storey Extensions.

Drawing Title
23, Winifred Road,
Skewen,
NEATH.
Neath Port Talbot.
SA10 6LA.

Scale 1:50 m 1:100m 1:250 1:1250

Date 03 06 2021 Drawn by VJ.

Drg. No. 2806 R. Rev.

DS 342

594 x 841mm A1